

Can the noble metals (Au, Ag, and Cu) be superconductors?

Original

Can the noble metals (Au, Ag, and Cu) be superconductors? / Ummarino, Giovanni Alberto; Zaccone, Alessio. - In: PHYSICAL REVIEW MATERIALS. - ISSN 2475-9953. - 8:10(2024).

Availability:

This version is available at: 11583/2993436 since: 2024-10-16T08:19:34Z

Publisher:

APS

Published

DOI:

Terms of use:

This article is made available under terms and conditions as specified in the corresponding bibliographic description in the repository

Publisher copyright

(Article begins on next page)

Can the noble metals (Au, Ag, and Cu) be superconductors?

Giovanni Alberto Ummarino¹ and Alessio Zaccone^{2,3}

¹*Politecnico di Torino, Department of Applied Science and Technology, Corso Duca degli Abruzzi 24, 10129 Torino, Italy*

²*Department of Physics “A. Pontremoli,” University of Milan, via Celoria 16, 20133 Milan, Italy*

³*Institut für Theoretische Physik, University of Göttingen, Friedrich-Hund-Platz 1, 37077 Göttingen, Germany*



(Received 24 June 2024; accepted 30 September 2024; published 15 October 2024)

It is common knowledge that noble metals are excellent conductors but do not exhibit superconductivity. On the other hand, quantum confinement in thin films has been consistently shown to induce a significant enhancement of the superconducting critical temperature in several superconductors. It is, therefore, an important fundamental question whether ultrathin film confinement may induce observable superconductivity in nonsuperconducting metals. We present a generalization, in the Eliashberg framework, of a BCS theory of superconductivity in good metals under thinfilm confinement. By numerically solving these new Eliashberg-type equations, we find the dependence of the superconducting critical temperature on the film thickness L . This parameter-free theory predicts a maximum increase in the critical temperature for a specific value of the film thickness, which is a function of the number of free carriers in the material. Exploiting this fact, we predict that ultrathin films of gold, silver, and copper of suitable thickness could be superconductors at low but experimentally accessible temperatures. We demonstrate that this is a fine-tuning problem where the thickness must assume a very precise value, close to half a nanometer.

DOI: [10.1103/PhysRevMaterials.8.L101801](https://doi.org/10.1103/PhysRevMaterials.8.L101801)

It is well known that the three best conducting metals, Au, Ag, and Cu, are also among the few metallic elements that are not superconductors even when subjected to high pressures [1,2]. In this Letter, we demonstrate, by exploiting the phenomenon of quantum confinement, that it is possible to make these materials superconducting as long as they are cast into ultrathin films of a very well-defined thickness. The superconducting critical temperatures will still be low but not so low that they cannot be measured experimentally. The standard one-infinite-band s -wave Eliashberg theory [3,4] is a powerful tool to compute all superconductive properties of elemental superconductors [4] such as Pb, Sn, Al, etc. In this regard, many studies have been devoted to rationalizing the dependence of the superconducting critical temperature T_c on confinement and on the thin film thickness L [5–10]. In the past, due to the vapor-deposition technique [11], superconducting thin films were mostly amorphous, while nowadays, thanks to the modern preparation techniques, also crystalline thin films can be fabricated. Early numerical studies based on BCS theory [5] have suggested a possible enhancement of T_c upon decreasing the film thickness L , although a mechanistic explanation has remained elusive. More recently, experiments on ordered thin films [9,10,12], besides the abovementioned regime of T_c enhancement upon reducing L , have also highlighted a second regime at lower (nanometric and subnanometric) thicknesses L , where, instead, T_c grows with increasing L . This behavior results, overall, in a nonmonotonic trend with a peak or maximum of T_c as a function of L . Travaglini and Zaccone in a recent paper [13] developed the first fully analytical theory of confinement effects on superconductivity of thin films in the framework of the simplified weak-coupling BCS formalism. The mathematical predictions were verified for experimental data of

crystalline thin films and were able to reproduce the trend of T_c vs L , including the maximum of T_c at $L = L_c = (2\pi/n)^{1/3}$, where n is the concentration of free carriers. This maximum coincides with a topological transition of the Fermi surface, from the spherical-like Fermi surface of bulk metals to a nontrivial topology with homotopy group $\simeq \mathbb{Z}$. This topological transition marks the change from a situation where free electrons get crowded at the Fermi level upon decreasing the film thickness (due to the growth of hole pockets internal to the spherical Fermi surface) to a regime of strong confinement where the new topology of the Fermi surface allows for spreading out the free electron energy states at the surface. This phenomenon provides a mechanistic explanation to the maximum in T_c vs thickness L observed experimentally.

In this Letter, we formulate a generalized Eliashberg theory of strong-coupling superconductivity of noble-metal thin films that takes into account effects of quantum confinement on the free carriers, as well as a realistic electron-phonon spectral density. To this aim, we use a generalization of the standard s -wave one-band Eliashberg theory [3] where the new Eliashberg equations are more complex than the usual ones, because the normal density of states is not approximated by its (constant) value at the Fermi level. The material's physical and chemical features are taken into account in this framework via the Eliashberg spectral function $\alpha^2F(\Omega)$. For our calculations on noble metals, we use *ab initio* calculated $\alpha^2F(\Omega)$ spectra for crystalline materials [14]. In the future, structural disorder effects can be taken into account by using the $\alpha^2F(\Omega)$ spectra measured experimentally for polycrystalline or amorphous thin films [15].

This theory is shown to yield predictions for Au, Ag, and Cu thin films, with no adjustable parameters. Moreover, the calculations predict that the noble metals, Au, Ag, and Cu,

become superconductors at precise values of the film thickness L . These predictions have the potential to change our fundamental understanding of superconductivity in nanostructured materials, with many relevant technological applications ranging from Josephson junctions to quantum computing.

The Eliashberg equations, in their simpler version (one infinite band with isotropic order parameter), are given in terms of the gap function $\Delta(i\omega_n)$ and the renormalization function $Z(i\omega_n)$ [4,16–21]. When the Migdal's theorem holds [22], they read as

$$\begin{aligned}\Delta(i\omega_n)Z(i\omega_n) &= \pi T \sum_{\omega_{n'}} \frac{\Delta(i\omega_{n'})}{\sqrt{\omega_{n'}^2 + \Delta^2(i\omega_n)}} [\lambda(i\omega_{n'} - i\omega_n) - \mu^*(\omega_c)\theta(\omega_c - |\omega_{n'}|)], \\ Z(i\omega_n) &= 1 + \frac{\pi T}{\omega_n} \sum_{\omega_{n'}} \frac{\omega_{n'}}{\sqrt{\omega_{n'}^2 + \Delta^2(i\omega_n)}} \lambda(i\omega_{n'} - i\omega_n),\end{aligned}\quad (1)$$

where ω_n are the Matsubara energies and n are integer numbers, $\mu^*(\omega_c)$ is the Coulomb pseudopotential that depends, in a weak way, on a cutoff energy ω_c ($\omega_c > 3\Omega_{\max}$, where Ω_{\max} is the maximum phonon or Debye energy) [17], and $\theta(\omega_c - |\omega_{n'}|)$ is the Heaviside function. $\lambda(i\omega_{n'} - i\omega_n)$ is a function related to the electron-phonon spectral function $\alpha^2F(\Omega)$ through the relation

$$\lambda(i\omega_{n'} - i\omega_n) = 2 \int_0^\infty \frac{\Omega \alpha^2 F(\Omega) d\Omega}{\Omega^2 + (\omega_{n'} - \omega_n)^2}. \quad (2)$$

The strength of the electron-phonon coupling is given by the electron-phonon coupling parameter $\lambda = 2 \int_0^\infty \frac{\alpha^2 F(\Omega) d\Omega}{\Omega}$. In general, it is impossible to find exact analytical solutions of Eliashberg's equations except for the case of extreme strong-coupling ($\lambda > 10$) [4]. Hence, we solve them numerically with an iterative method until numerical convergence is reached. This numerical procedure is easy to perform in

the formulation on the imaginary axis, but less so on the real axis. The T_c value can be calculated either by solving an eigenvalue equation or, more easily, by giving a very small test value to the superconducting gap and then by checking at which temperature the solution converges. In this way, a precision in the T_c value is obtained that is much higher than the experimental confidence interval. The simplest thing to do to generalize the Eliashberg equations is to remove the infinite band approximation (which works very well for most metals in the bulk state) and to no longer approximate the normal density of states as a function of energy with its value at the Fermi level. By removing these approximations, the Eliashberg equations become slightly more complex and they become four equations [17]. However, in the particular case where the density of states is symmetrical with respect to the Fermi level [$N(\varepsilon) = N(-\varepsilon)$], it is possible to simplify the theory in the way that the self-energy terms remain just two, $Z(i\omega_n)$ and $\Delta(i\omega_n)Z(i\omega_n)$, and the equations read as [23,24]

$$\begin{aligned}\Delta(i\omega_n)Z(i\omega_n) &= \pi T \sum_{\omega_{n'}} \frac{\Delta(i\omega_{n'})}{\sqrt{\omega_{n'}^2 + \Delta^2(i\omega_n)}} \left[\frac{N(i\omega_{n'}) + N(-i\omega_{n'})}{2} \right] \\ &\quad \times [\lambda(i\omega_{n'} - i\omega_n) - \mu^*(\omega_c)\theta(\omega_c - |\omega_{n'}|)] \frac{2}{\pi} \arctan \left[\frac{W}{2Z(i\omega_{n'})\sqrt{\omega_{n'}^2 + \Delta^2(i\omega_{n'})}} \right],\end{aligned}\quad (3)$$

$$Z(i\omega_n) = 1 + \frac{\pi T}{\omega_n} \sum_{\omega_{n'}} \frac{\omega_{n'}}{\sqrt{\omega_{n'}^2 + \Delta^2(i\omega_n)}} \left[\frac{N(i\omega_{n'}) + N(-i\omega_{n'})}{2} \right] \lambda(i\omega_{n'} - i\omega_n) \frac{2}{\pi} \arctan \left[\frac{W}{2Z(i\omega_{n'})\sqrt{\omega_{n'}^2 + \Delta^2(i\omega_{n'})}} \right], \quad (4)$$

where $N(\pm i\omega_{n'}) = N[\pm Z(i\omega_{n'})\sqrt{\omega_{n'}^2 + \Delta^2(i\omega_{n'})}]$ and the bandwidth W is equal to half the Fermi energy, $E_F/2$.

When the system is confined along one of the three spatial directions, such as in thin films, the density of states features two different regimes depending on the film thickness L [13]: when $L > L_c$ and $E_F > \varepsilon^*$, the density of states has the following form: $N(\varepsilon) = N(0)C[\theta(\varepsilon^* - \varepsilon)\sqrt{\frac{E_F}{\varepsilon^*} \frac{|\varepsilon|}{E_F}} + \theta(\varepsilon - \varepsilon^*)\sqrt{\frac{|\varepsilon|}{E_F}}]$, where $C = (1 + \frac{1}{3} \frac{L_c^3}{L^3})^{1/3}$, $\varepsilon^* = \frac{2\pi^2 \hbar^2}{mL^2}$, $L_c = (\frac{2\pi}{n_0})^{1/3}$, m is the electron mass, L is the film thickness, n_0 is the density of carriers, and

$E_{F,\text{bulk}}$ is the Fermi energy of the bulk material. In this case, it is possible to demonstrate the following relations [13]:

$$E_F = C^2 E_{F,\text{bulk}}, \quad (5)$$

$$N(E_F) = CN(E_{F,\text{bulk}}) = CN(0), \quad (6)$$

with $N(E_{F,\text{bulk}}) = \frac{V(2m)^{3/2}}{2\pi^2 \hbar^3} \sqrt{E_{F,\text{bulk}}}$. In the regime $\varepsilon < \varepsilon^*$, the density of states has a new, linear dependence on the energy, in contrast with the standard square-root dependence which is retrieved for $\varepsilon > \varepsilon^*$ [13]. We can summarize the main features that change in this version of the Eliashberg equations: (i) the

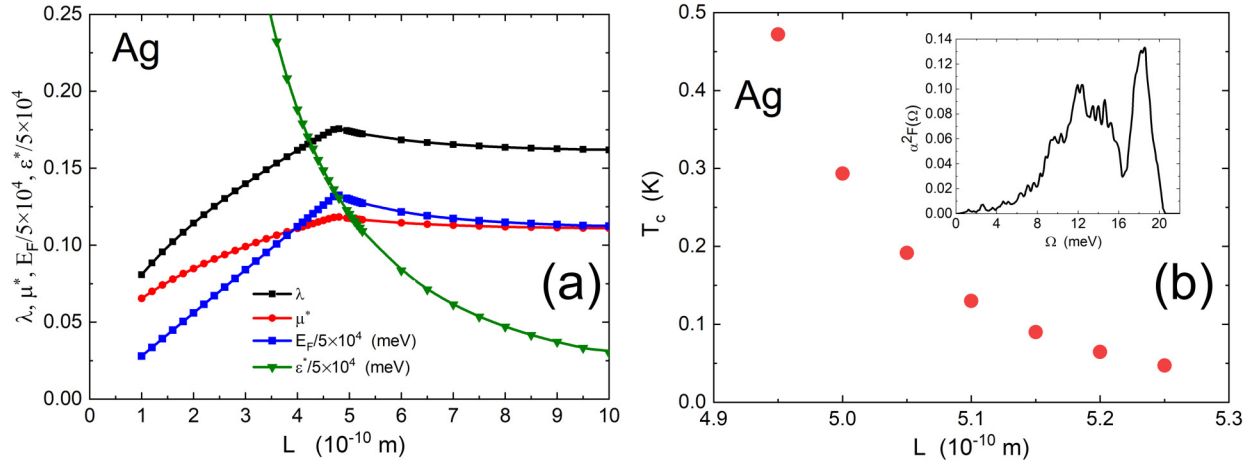


FIG. 1. Panel (a) shows the physical parameters used in the theory for silver (Ag) films: λ (black line and squares), μ^* (red line and circles), $E_F/5 \times 10^4$ (blue line and up triangles), and $\varepsilon/5 \times 10^4$ (green line and down triangles). All the parameters are plotted as a function of the film thickness L . Panel (b) shows the critical temperature T_c versus the film thickness L for silver (Ag): solid red circles represent the numerical solutions of the Eliashberg equations. In the inset, the Eliashberg electron-phonon spectral function of silver is shown, from Ref. [14].

density of states will no longer be a constant but a function of energy; (ii) the electron-phonon interaction is a function of the film thickness L , via $\lambda = C\lambda^{\text{bulk}}$; (iii) the value of the Fermi energy is also a function of the film thickness L : $E_F = C^2 E_{F,\text{bulk}}$ (of course, in the symmetric case discussed above, it is $W = E_F/2$); and (iv) the Coulomb pseudopotential μ^* also depends on the film thickness via $\mu^* = \frac{C\mu_{\text{bulk}}}{1 + \mu_{\text{bulk}} \ln(E_F/\omega_c)}$, where $\mu_{\text{bulk}} = \frac{\mu_{\text{bulk}}^*}{1 - \mu_{\text{bulk}}^* \ln(E_{F,\text{bulk}}/\omega_c)}$. Instead, when $L < L_c$ and $E_F < \varepsilon^*$, we have [13]

$$N(\varepsilon) = C'N(0)\sqrt{\frac{E_F}{\varepsilon^*}} \frac{\varepsilon}{E_F}, \quad (7)$$

where $N(\varepsilon = E_F) = C'N(0)$, $E_F = C'^2 E_{F,\text{bulk}}$, and $C' = \frac{2}{\sqrt{L}} \left(\frac{8\pi}{3}\right)^{2/3} \frac{1}{(n(2\pi)^3)^{1/6}}$. In this regime, the density of states is given by [13] the following: $N(\varepsilon) = \sqrt{\frac{E_F}{\varepsilon^*}} \frac{|\varepsilon|}{E_F}$. The electron-phonon coupling and the Coulomb pseudopotential become thickness dependent through C' :

$$\lambda = C'\lambda^{\text{bulk}}, \quad \mu^* = \frac{C'\mu_{\text{bulk}}}{1 + \mu_{\text{bulk}} \ln(E_F/\omega_c)}. \quad (8)$$

We have seen that, if the normal density of states is symmetrical, the theory is simplified and we always have two Eliashberg equations to solve. Instead, if the normal density of states is asymmetrical, the equations to be solved are three and the theory becomes more complex. In general, the important thing is that, if the normal density of states is not a constant, then usually the asymmetry becomes a problem of second order. The effect of asymmetry becomes important only in very particular situations [25]. We underline that this theory is completely general because the physical and chemical properties of the specific material (including, e.g., the degree of disorder, if any) are enclosed in the electron-phonon spectral function $\alpha^2 F(\Omega)$. Of course, this theory can also be easily generalized to multiband metals [26,27].

It is well known that all three noble metals (Au, Ag, and Cu) have a very weak electron-phonon coupling ($\lambda < 0.25$), which does not allow them to be bulk superconductors.

However, if we consider very thin films with a thickness very close to the critical length L_c , which is of the order of 5 Å (0.5 nm), our calculations using the above theory show that the electron-phonon interaction is greatly enhanced. Therefore, the possibility exists that, in a narrow range of thickness, the noble metal film becomes superconducting. This is the scenario revealed by our calculations in Figs. 1–3.

Let us start by considering the case of silver and examine how the fundamental parameters vary around the critical thickness L_c . In Fig. 1(a) the physical quantities of silver used in the theoretical calculations are plotted as functions of the film thickness L . The bulk electron-phonon spectral function of silver [14] with $\lambda_{\text{bulk},0} = 0.16$ is shown in the inset of Fig. 1(b). The bulk value of the Coulomb pseudopotential [14] is $\mu^*(\omega_c) = 0.11$, the cutoff energy is $\omega_c = 75$ meV, and the maximum electronic energy is $\omega_{\text{max}} = 80$ meV. The values of the bulk Fermi energy and the carrier density are respectively $E_{F,\text{bulk}} = 5490$ meV and $n_0 = 0.0586 \times 10^{30} \text{ m}^{-3}$. This produces a critical thickness of $L_c = 4.75$ Å. As we can see from Fig. 1(a), precisely around this critical thickness value, the coupling constant λ has a slight increase. To check whether this increase is sufficient to produce the superconducting state, we solve the modified Eliashberg equations and calculate the critical temperature T_c . The result is shown in Fig. 1(b). We find that, for the film thickness $L = 5.00$ Å (very close to the critical value $L_c = 4.75$ Å), the material becomes a superconductor with $T_c = 0.294$ K. We notice that the thickness range that allows superconductivity to exist is quite narrow, which can be understood based on the underlying topological transition [13]. We now turn to the case of gold. In Fig. 2(a), the physical quantities for Au used in the theory are shown as functions of the film thickness. The bulk electron phonon spectral function of gold [14] with $\lambda_{\text{bulk},0} = 0.22$ is shown in the inset of Fig. 2(b). The bulk value of the Coulomb pseudopotential [14] is $\mu^*(\omega_c) = 0.11$, the cutoff energy is $\omega_c = 55$ meV, and the maximum electronic energy is $\omega_{\text{max}} = 60$ meV. The values of the bulk Fermi energy and the carrier density are, respectively, $E_{F,\text{bulk}} = 5530$ meV and $n_0 = 0.0590 \times 10^{30} \text{ m}^{-3}$. This produces a critical thickness

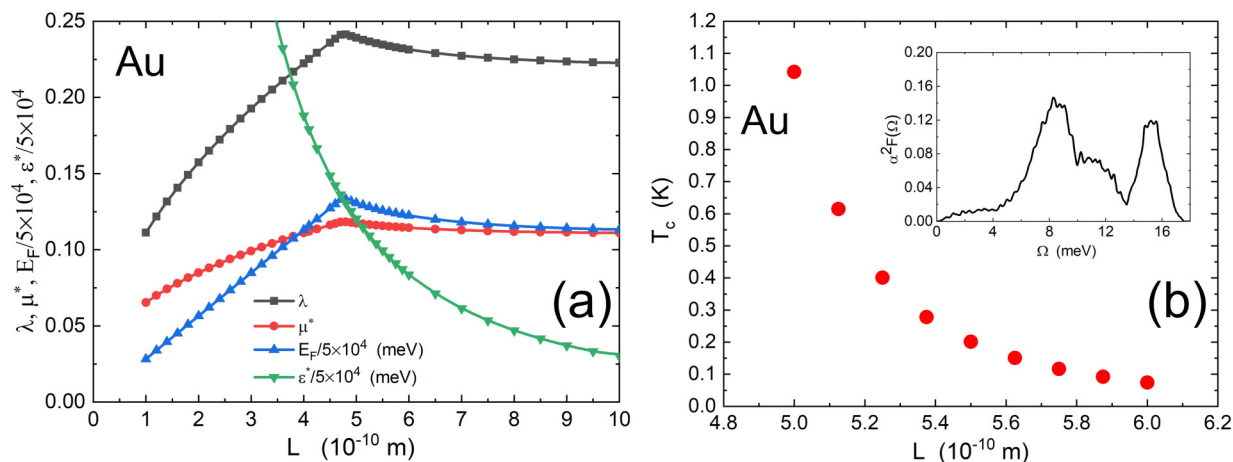


FIG. 2. Panel (a) shows the physical parameters used in the theory for gold (Au) films: λ (black line and squares), μ^* (red line and circles), $E_F/5 \times 10^4$ (blue line and up triangles), and $\varepsilon^*/5 \times 10^4$ (green line and down triangles). All parameters are plotted as a function of the film thickness L . Panel (b) shows the critical temperature T_c versus the film thickness L for gold (Au): solid red circles represent the numerical solutions of Eliashberg equations. In the inset, the Eliashberg electron-phonon spectral function of gold is shown, from Ref. [14].

of $L_c = 4.74 \text{ \AA}$. For Au, we find that, for the thickness $L = 5.00 \text{ \AA}$, which is close to the critical value $L_c = 4.74 \text{ \AA}$, the material becomes a superconductor with $T_c = 1.042 \text{ K}$. Also in this case, the thickness range that allows superconductivity to be observed is narrow. As the last case, we study copper (Cu). In Fig. 3(a), some typical physical quantities of copper used in the theory are shown as functions of the film thickness L . The bulk electron-phonon spectral function of copper [14] with $\lambda_{\text{bulk},0} = 0.14$ is shown in the inset of Fig. 3(b). The bulk value of the Coulomb pseudopotential [14] is $\mu^*(\omega_c) = 0.11$ (the cutoff energy is $\omega_c = 90 \text{ meV}$ and the maximum electronic energy is $\omega_{\text{max}} = 100 \text{ meV}$). The values of the bulk Fermi energy and the carrier density are, respectively, $E_{F,\text{bulk}} = 7000 \text{ meV}$ and $n_0 = 0.0847 \times 10^{30} \text{ m}^{-3}$. For copper we find that, if the thickness is $L = 4.40 \text{ \AA}$, i.e., close to the

critical value $L_c = 4.20 \text{ \AA}$, the material becomes a superconductor with $T_c = 0.118 \text{ K}$.

We notice that as soon as we move away from the critical value L_c of film thickness, the T_c value abruptly goes to very small values, which we are not able to calculate as it is too time-consuming for the code to reach convergence.

Finally, we should also point out that films that are as thin as 0.5 nm are still effectively described by three-dimensional physics as shown plenty of times in the literature on the basis of experiments, theory, and atomistic simulations (see, e.g., Refs. [10,13,28–30]), albeit with substantial corrections due to confinement such as those implemented in our theory.

In conclusion, we have studied a generalization of the Eliashberg equations, which includes the crucial effect of

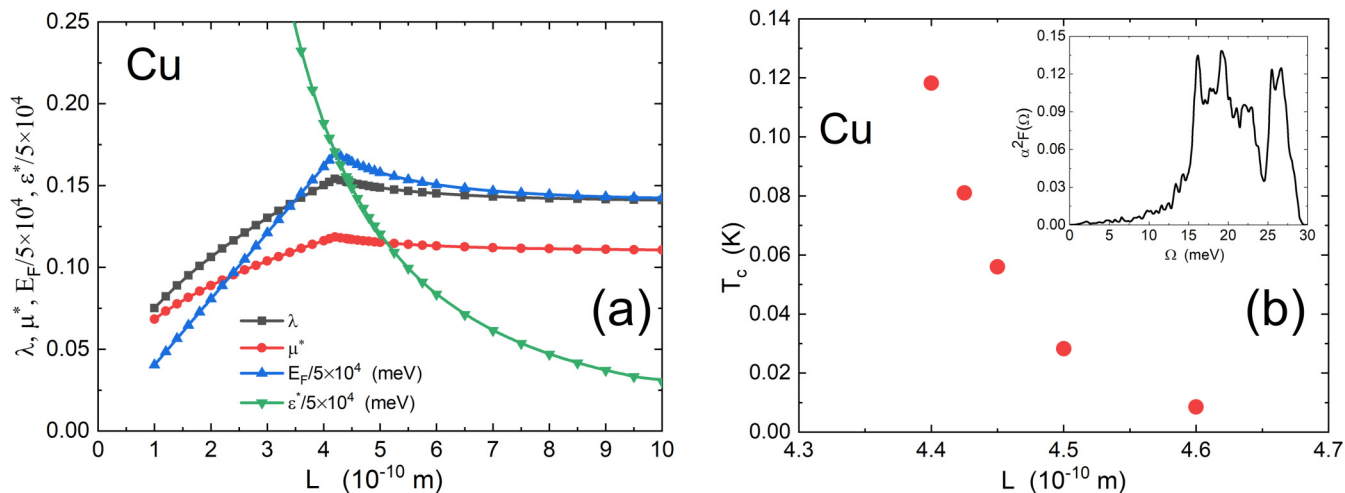


FIG. 3. Panel (a) shows the values of the physical parameters used in the theory for copper (Cu) films: λ (black line and squares), μ^* (red line and circles), $E_F/5 \times 10^4$ (blue line and up triangles), and $\varepsilon^*/5 \times 10^4$ (green line and down triangles). All the parameters are plotted as a function of the film thickness L . Panel (b) shows the critical temperature T_c versus the film thickness L for copper (Cu): solid red circles represent the numerical solutions of Eliashberg equations. In the inset, the Eliashberg electron-phonon spectral function of copper is shown, from Ref. [14].

quantum confinement, to compute the superconducting properties of thin films of noble metals in a fully quantitative way and with no free parameters. Upon decreasing the film thickness, the formation of hole pockets growing inside the Fermi sea [13] leads to the “crowding” of electronic states at the Fermi level, which can significantly increase the electron-phonon coupling and, hence, the T_c . Surprisingly, the theoretical predictions reveal the possibility that films of Au, Ag, and Cu with a thickness close to 0.5 nm become superconducting. Particularly striking is the case of gold (Au), which can reach a superconducting critical temperature of $T_c \approx 1.1$ K, which is comparable to that of bulk aluminum, i.e., the most used material for Josephson junctions. These predictions open up unprecedented avenues for both the fundamental understanding of superconductivity as well as for many technological applications, from superconducting logic to quantum computing. Also, in light of the recent experimental discovery of metallic glasses made of pure gold in Ref. [31], it will be interesting to see if an amorphous glassy structure may lead to an even greater T_c by taking advantage of the more close-packed structure and of the excess of low-vibrational modes due to disorder [32].

A first step in this direction would be to use Eliashberg functions of disordered thin films measured experimentally using point-contacts methods [15]. Finally, the theory can be refined in future work in several respects. For example, one such angle could be to use *ab initio* phonon parameters for thin films calculated with the electron-phonon WANNIER package [33] (although we believe that phonon confinement should play the role of a second-order correction compared to the electronic confinement which, as demonstrated here, is responsible for a dramatic increase of T_c with increasing the confinement). Another direction could be to relax the assumption of the density of states being symmetrical with respect to the Fermi level and use instead an asymmetrical density of states, which could be relevant for certain applications [34,35].

A.Z. gratefully acknowledges funding from the European Union through Horizon Europe ERC Grant No. 101043968 “Multimech,” from U.S. Army Research Office through Contract No. W911NF-22-2-0256, and from the Niedersächsische Akademie der Wissenschaften zu Göttingen in the frame of the Gauss Professorship program.

-
- [1] H. R. Khan and C. J. Raub, *Gold Bull.* **8**, 114 (1975).
 [2] C. Buzea and K. Robbie, *Supercond. Sci. Technol.* **18**, R1 (2005).
 [3] G. M. Eliashberg, *Sov. Phys. JETP* **11**, 696 (1960).
 [4] J. P. Carbotte, *Rev. Mod. Phys.* **62**, 1027 (1990).
 [5] J. M. Blatt and C. J. Thompson, *Phys. Rev. Lett.* **10**, 332 (1963).
 [6] K. Y. Arutyunov, E. A. Sedov, I. A. Golokolenov, V. V. Zav'yalov, G. Konstantinidis, A. Stavrinidis, G. Stavrinidis, I. Vasiliadis, T. Kekhagias, G. P. Dimitrakopoulos, F. Komninu, M. D. Kroituru, and A. A. Shanenko, *Phys. Solid State* **61**, 1559 (2019).
 [7] D. Valentinis, D. van der Marel, and C. Berthod, *Phys. Rev. B* **94**, 054516 (2016).
 [8] A. Bianconi and M. Missori, *J. Phys. I* **4**, 361 (1994).
 [9] D. Eom, S. Qin, M.-Y. Chou, and C. K. Shih, *Phys. Rev. Lett.* **96**, 027005 (2006).
 [10] S. Qin, J. Kim, Q. Niu, and C.-K. Shih, *Science* **324**, 1314 (2009).
 [11] W. Buckel and R. Hilsch, *Z. Phys.* **138**, 109 (1954).
 [12] W. M. van Weerdenburg, A. Kamlapure, E. H. Fyhn, X. Huang, N. P. van Mullekom, M. Steinbrecher, P. Krogstrup, J. Linder, and A. A. Khajetoorians, *Sci. Adv.* **9**, eadf5500 (2023).
 [13] R. Travaglini and A. Zaccone, *J. Appl. Phys.* **133**, 033901 (2023).
 [14] A. Giri, M. Tokina, O. Prezhdo, and P. Hopkins, *Mater. Today Phys.* **12**, 100175 (2020).
 [15] A. G. M. Jansen, F. M. Mueller, and P. Wyder, *Phys. Rev. B* **16**, 1325 (1977).
 [16] F. Marsiglio and J. P. Carbotte, Electron-phonon superconductivity, in *Superconductivity: Conventional and Unconventional Superconductors*, edited by K. H. Bennemann and J. B. Ketterson (Springer, Berlin, 2008), pp. 73–162.
 [17] P. B. Allen and B. Mitrović, Theory of superconducting T_c , *Solid State Phys.* **37**, 1 (1983).
 [18] *Superconductivity*, edited by R. D. Parks (Dekker, New York, 1969), Vol. 1, p. 67.
 [19] F. Marsiglio, *J. Low Temp. Phys.* **87**, 659 (1992).
 [20] G. Ummarino, Eliashberg theory, in *Emergent Phenomena in Correlated Matter*, edited by E. Pavarini, E. Koch, and U. Schollwoeck (Forschungszentrum Julich GmbH and Institute for Advanced Simulations, Julich, 2013), pp. 13.1–13.36.
 [21] E. R. Margine and F. Giustino, *Phys. Rev. B* **87**, 024505 (2013).
 [22] G. A. Ummarino and R. S. Gonnelli, *Phys. Rev. B* **56**, R14279 (1997).
 [23] E. Schachinger and J. P. Carbotte, *J. Phys. F* **13**, 2615 (1983).
 [24] W. E. Pickett, *Phys. Rev. B* **21**, 3897 (1980).
 [25] B. Mitrović and J. Carbotte, *Can. J. Phys.* **61**, 784 (1983).
 [26] G. Ghigo, G. A. Ummarino, L. Gozzelino, and T. Tamegai, *Phys. Rev. B* **96**, 014501 (2017).
 [27] D. Torsello, K. Cho, K. R. Joshi, S. Ghimire, G. A. Ummarino, N. M. Nusran, M. A. Tanatar, W. R. Meier, M. Xu, S. L. Bud'ko, P. C. Canfield, G. Ghigo, and R. Prozorov, *Phys. Rev. B* **100**, 094513 (2019).
 [28] Y. Yu, C. Yang, M. Baggioli, A. E. Phillips, A. Zaccone, L. Zhang, R. Kajimoto, M. Nakamura, D. Yu, and L. Hong, *Nat. Commun.* **13**, 3649 (2022).
 [29] H.-J. Freund and G. Pacchioni, *Chem. Soc. Rev.* **37**, 2224 (2008).
 [30] V. M. Fomin, *Self-Rolled Micro- and Nanoarchitectures* (De Gruyter, Berlin, 2021).

- [31] X. Tong, Y.-E. Zhang, B.-S. Shang, H.-P. Zhang, Z. Li, Y. Zhang, G. Wang, Y.-H. Liu, Y. Zhao, B. Zhang, H.-B. Ke, J. Zhou, H.-Y. Bai, and W.-H. Wang, *Nat. Mater.* **23**, 1193 (2024).
- [32] M. Baggioli, C. Setty, and A. Zaccone, *Phys. Rev. B* **101**, 214502 (2020).
- [33] S. Ponc e, E. Margine, C. Verdi, and F. Giustino, *Comput. Phys. Commun.* **209**, 116 (2016).
- [34] A. Droghetti, I. Rungger, A. Rubio, and I. V. Tokatly, *Phys. Rev. B* **105**, 024409 (2022).
- [35] I. N. Yakovkin, *Adv. Condens. Matter Phys.* **2018**, 6919031 (2018).