

Gotovac, S.; Grabski, V.; Graczykowski, L. K.; Grecka, E.; Greiner, L.; Grelli, A.; Grigoras, C.; Grigoriev, V.; Grigoryan, S.; Grosa, F.; Grosse-Oetringhaus, J. F.; Grosso, R.; Grund, D.; Guardiano, G. G.; Guernane, R.; Guilbaud, M.; Gulbrandsen, K.; Gunji, T.; Guo, W.; Gupta, A.; Gupta, R.; Guzman, S. P.; Gyulai, L.; Habib, M. K.; Hadjidakis, C.; Hamagaki, H.; Hamid, M.; Han, Y.; Hannigan, R.; Haque, M. R.; Harlenderova, A.; Harris, J. W.; Harton, A.; Hassan, H.; Hatzifotiadou, D.; Hauer, P.; Havener, L. B.; Heckel, S. T.; Hellbär, E.; Helstrup, H.; Herman, T.; Herrera Corral, G.; Herrmann, F.; Herrmann, S.; Hetland, K. F.; Heybeck, B.; Hillemanns, H.; Hills, C.; Hippolyte, B.; Hofman, B.; Hohlweger, B.; Honermann, J.; Hong, G. H.; Horak, D.; Horzyk, A.; Hosokawa, R.; Hou, Y.; Hristov, P.; Hughes, C.; Huhn, P.; Huhta, L. M.; Hulse, C. V.; Humanic, T. J.; Hushnud, H.; Hutson, A.; Hutter, D.; Iddon, J. P.; Ilkaev, R.; Ilyas, H.; Inaba, M.; Innocenti, G. M.; Ippolitov, M.; Isakov, A.; Isidori, T.; Islam, M. S.; Ivanov, M.; Ivanov, M.; Ivanov, V.; Izucheev, V.; Jablonski, M.; Jacak, B.; Jacazio, N.; Jacobs, P. M.; Jadlovská, S.; Jadlovsky, J.; Jaelani, S.; Jaffe, L.; Jahnke, C.; Janik, M. A.; Janson, T.; Jercic, M.; Jevons, O.; Jimenez, A. A. P.; Jonas, F.; Jones, P. G.; Jowett, J. M.; Jung, J.; Jung, M.; Junique, A.; Jusko, A.; Kabus, M. J.; Kaewjai, J.; Kalinak, P.; Kalteyer, A. S.; Kalweit, A.; Kaplin, V.; Karasu Uysal, A.; Karatovic, D.; Karavichev, O.; Karavicheva, T.; Karczmarczyk, P.; Karpechev, E.; Kashyap, V.; Kazantsev, A.; Kebschull, U.; Keidel, R.; Keijdener, D. L. D.; Keil, M.; Ketzer, B.; Khan, A. M.; Khan, S.; Khanzadeev, A.; Kharlov, Y.; Khatun, A.; Khuntia, A.; Kileng, B.; Kim, B.; Kim, C.; Kim, D. J.; Kim, E. J.; Kim, J.; Kim, J. S.; Kim, J.; Kim, J.; Kim, M.; Kim, S.; Kim, T.; Kimura, K.; Kirsch, S.; Kisel, I.; Kiselev, S.; Kisiel, A.; Kitowski, J. P.; Klay, J. L.; Klein, J.; Klein, S.; Klein-Bösing, C.; Kleiner, M.; Klemenz, T.; Kluge, A.; Knospe, A. G.; Kobdaj, C.; Kollegger, T.; Kondratyev, A.; Kondratyuk, E.; König, J.; Königstorfer, S. A.; Konopka, P. J.; Kornakov, G.; Koryciak, S. D.; Kotliarov, A.; Kovalenko, O.; Kovalenko, V.; Kowalski, M.; Králik, I.; Kraváková, A.; Kreis, L.; Krivda, M.; Krizek, F.; Krizkova Gajdosova, K.; Kroesen, M.; Krüger, M.; Krupova, D. M.; Kryshen, E.; Krzewicki, M.; Kuera, V.; Kuhn, C.; Kuijter, P. G.; Kumaoka, T.; Kumar, D.; Kumar, L.; Kumar, N.; Kumar, S.; Kundu, S.; Kurashvili, P.; Kurepin, A.; Kurepin, A. B.; Kushpil, S.; Kvapil, J.; Kweon, M. J.; Kwon, J. Y.; Kwon, Y.; La Pointe, S. L.; La Rocca, P.; Lai, Y. S.; Lakrathok, A.; Lamanna, M.; Langoy, R.; Larionov, P.; Laudi, E.; Lautner, L.; Lavicka, R.; Lazareva, T.; Lea, R.; Legras, G.; Lehrbach, J.; Lemmon, R. C.; León Monzón, I.; Lesch, M. M.; Lesser, E. D.; Lettrich, M.; Lévai, P.; Li, X.; Li, X. L.; Lien, J.; Lietava, R.; Lim, B.; Lim, S. H.; Lindenstruth, V.; Lindner, A.; Lippmann, C.; Liu, A.; Liu, D. H.; Liu, J.; Lofnes, I. M.; Loizides, C.; Loncar, P.; Lopez, J. A.; Lopez, X.; López Torres, E.; Lu, P.; Luhder, J. R.; Lunardon, M.; Luparello, G.; Ma, Y. G.; Maevskaya, A.; Mager, M.; Mahmoud, T.; Maire, A.; Malaev, M.; Malfattore, G.; Malik, N. M.; Malik, Q. W.; Malik, S. K.; Malinina, L.; Mal'Kevich, D.; Mallick, D.; Mallick, N.; Mandaglio, G.; Manko, V.; Manso, F.; Manzari, V.; Mao, Y.; Margagliotti, G. V.; Margotti, A.; Marín, A.; Markert, C.; Marquard, M.; Martinengo, P.; Martinez, J. L.; Martínez, M. I.; Martínez García, G.; Masciocchi, S.; Masera, M.; Masoni, A.; Massacrier, L.; Mastroserio, A.; Mathis, A. M.; Matonoha, O.; Matuoka, P. F. T.; Matyja, A.; Mayer, C.; Mazuecos, A. L.; Mazzaschi, F.; Mazzilli, M.; Mdhululi, J. E.; Mechler, A. F.; Melikyan, Y.; Menchaca-Rocha, A.; Meninno, E.; Menon, A. S.; Meres, M.; Mhlanga, S.; Miake, Y.; Micheletti, L.; Migliorin, L. C.; Mihaylov, D. L.; Mikhaylov, K.; Mishra, A. N.; Mikowiec, D.; Modak, A.; Mohanty, A. P.; Mohanty, B.; Mohisin Khan, M.; Molander, M. A.; Moravcova, Z.; Mordasini, C.; Moreira De Godoy, D. A.; Morozov, I.; Morsch, A.; Mrnjavac, T.; Muccifora, V.; Muhuri, S.; Mulligan, J. D.; Mulliri, A.; Munhoz, M. G.; Munzer, R. H.; Murakami, H.; Murray, S.; Musa, L.; Musinsky, J.; Myrcha, J. W.; Naik, B.; Nair, R.; Nambrath, A. I.; Nandi, B. K.; Nania, R.; Nappi, E.; Nassirpour, A. F.; Nath, A.; Natrass, C.; Neagu, A.; Negru, A.; Nellen, L.; Nesbo, S. V.; Neskovic, G.; Nesterov, D.; Nielsen, B. S.; Nielsen, E. G.; Nikolaev, S.; Nikulin, S.; Nikulin, V.; Noferini, F.; Noh, S.; Nomokonov, P.; Norman, J.; Novitzky, N.; Nowakowski, P.; Nyanin, A.; Nystrand, J.; Ogino, M.; Ohlson, A.; Okorokov, V. A.; Oleniacz, J.; Oliveira Da Silva, A. C.; Oliver, M. H.; Onnerstad, A.; Oppedisano, C.; Ortiz Velasquez, A.; Oskarsson, A.; Otwinowski, J.; Oya, M.; Oyama, K.; Pachmayer, Y.; Padhan, S.; Pagano, D.; Pai, G.; Palasciano, A.; Panebianco, S.; Park, H.; Park, J.; Parkkila, J. E.; Pathak, S. P.; Patra, R. N.; Paul, B.; Pei, H.; Peitzmann, T.; Peng, X.; Pennisi, M.; Pereira, L. G.; Pereira Da Costa, H.; Peresunko, D.; Perez, G. M.; Perrin, S.; Pestov, Y.; Petráek, V.; Petrov, V.; Petrovici, M.; Pezzi, R. P.; Piano, S.; Pikna, M.; Pillot, P.; Pinazza, O.; Pinsky, L.; Pinto, C.; Pisano, S.; Posko, M.; Planinic, M.; Pliquett, F.; Poghosyan, M. G.; Politano', S.; Poljak, N.; Pop, A.; Porteboeuf-Houssais, S.; Porter, J.; Pozdniakov, V.; Prasad, S. K.; Prasad, S.; Preghenella, R.; Prino, F.; Pruneau, C. A.; Pshenichnov, I.; Puccio, M.; Pucillo, S.; Pugelova, Z.; Qiu, S.; Quaglia, L.; Quishpe, R. E.; Ragoni, S.; Rakotozafindrabe, A.; Ramello, L.; Rami, F.; Ramirez, S. A. R.; Rancien, T. A.; Raniwala, R.; Raniwala, S.; Räsänen, S. S.; Rath, R.; Ravasenga, I.; Read, K. F.; Redelbach, A. R.; Redlich, K.; Rehman, A.; Reichelt, P.; Reidt, F.; Reme-Ness, H. A.; Rescakova, Z.; Reygers, K.; Riabov, A.; Riabov, V.; Ricci, R.; Richert, T.; Richter, M.; Riedel, A. A.; Riegler, W.; Riggi, F.; Ristea, C.; Rodríguez Cahuantzi, M.; Røed, K.; Rogalev, R.; Rogochaya, E.; Rogoschinski, T. S.; Rohr, D.; Röhrich, D.; Rojas, P. F.; Rojas Torres, S.; Rokita, P. S.; Romanenko, G.; Ronchetti, F.; Rosano, A.; Rosas, E. D.; Rossi, A.; Roy, A.; Roy, P.; Roy, S.; Rubini, N.; Rueda, O. V.; Ruggiano, D.; Rui, R.; Rummyantsev, B.; Russek, P. G.; Russo, R.; Rustamov, A.; Ryabinkin, E.; Ryabov, Y.; Rybicki, A.; Rytkonen, H.; Rzesza, W.; Saarimaki, O. A. M.; Sadek, R.; Sadhu, S.; Sadovsky, S.; Saetre, J.; Šafaik, K.; Saha, S.; Sahoo, B.; Sahoo, R.; Sahoo, S.; Sahu, D.; Sahu, P. K.; Saini, J.; Sajdakova, K.; Sakai, S.; Salvan, M. P.; Sambyal, S.; Saramela, T. B.; Sarkar, D.; Sarkar, N.; Sarma, P.; Sarritzu, V.; Sarti, V. M.; Sas, M. H. P.; Schambach, J.; Scheid, H. S.; Schiaua, C.; Schicker, R.; Schmäh, A.; Schmidt, C.; Schmidt, H. R.; Schmidt, M. O.; Schmidt, M.; Schmidt, N. V.; Schmier, A. R.; Schotter, R.; Schukraft, J.; Schwarz, K.; Schweda, K.; Scioli, G.; Scomarini, E.; Seger, J. E.; Sekiguchi, Y.; Sekihata, D.; Selyuzhenkov, I.; Senyukov, S.; Seo, J. J.; Serebryakov, D.; Šerkšnyt, L.; Sevcenco, A.; Shaba, T. J.; Shabetai, A.; Shahoyan, R.; Shangaraev, A.; Sharma, A.; Sharma, D.; Sharma, H.; Sharma, M.; Sharma, N.; Sharma, S.; Sharma, S.; Sharma, U.; Shatat, A.; Sheibani, O.; Shigaki, K.; Shimomura, M.; Shirinkin, S.; Shou, Q.; Sibiriak, Y.; Siddhanta, S.; Siemiarz, T.; Silva, T. F.; Silvermyr, D.; Simantathammakul, T.; Simeonov, R.; Simonetti, G.; Singh, B.; Singh, B.; Singh, R.; Singh, R.; Singh, R.;

Singh, S.; Singh, V. K.; Singhal, V.; Sinha, T.; Sitar, B.; Sitta, M.; Skaali, T. B.; Skorodumovs, G.; Slupecki, M.; Smirnov, N.; Snellings, R. J. M.; Solheim, E. H.; Soncco, C.; Song, J.; Songmoolnak, A.; Soramel, F.; Sorensen, S.; Spijkers, R.; Sputowska, I.; Staa, J.; Stachel, J.; Stan, I.; Steffanic, P. J.; Stiefelmaier, S. F.; Stocco, D.; Storehaug, I.; Storetvedt, M. M.; Stratmann, P.; Strazzi, S.; Stylianidis, C. P.; Suaide, A. A. P.; Suire, C.; Sukhanov, M.; Suljic, M.; Sumberia, V.; Sumowidagdo, S.; Swain, S.; Szarka, I.; Tabassam, U.; Taghavi, S. F.; Taillepie, G.; Takahashi, J.; Tambave, G. J.; Tang, S.; Tang, Z.; Tapia Takaki, J. D.; Tapus, N.; Tarasovicova, L. A.; Tarzila, M. G.; Tassielli, G. F.; Tauro, A.; Telesca, A.; Terlizzi, L.; Terrevoli, C.; Tersimonov, G.; Thomas, D.; Tikhonov, A.; Timmins, A. R.; Tkacik, M.; Tkacik, T.; Toia, A.; Tokumoto, R.; Topilskaya, N.; Toppi, M.; Torales-Acosta, F.; Tork, T.; Torres Ramos, A. G.; Trifiró, A.; Triolo, A. S.; Tripathy, S.; Tripathy, T.; Trogolo, S.; Trubnikov, V.; Trzaska, W. H.; Trzcinski, T. P.; Turrisi, R.; Tveter, T. S.; Ullaland, K.; Ulukutlu, B.; Uras, A.; Urioni, M.; Usai, G. L.; Vala, M.; Valle, N.; Vallerio, S.; van Doremalen, L. V. R.; van Leeuwen, M.; van Veen, C. A.; van Weelden, R. J. G.; Vande Vyvre, P.; Varga, D.; Varga, Z.; Varga-Kofarago, M.; Vasileiou, M.; Vasiliev, A.; Vázquez Doce, O.; Vechernin, V.; Vercellin, E.; Vergara Limón, S.; Vermunt, L.; Vértesi, R.; Verweij, M.; Vickovic, L.; Vilakazi, Z.; Villalobos Baillie, O.; Vino, G.; Vinogradov, A.; Virgili, T.; Vislavicius, V.; Vodopyanov, A.; Volkel, B.; Völkl, M. A.; Voloshin, K.; Voloshin, S. A.; Volpe, G.; von Haller, B.; Vorobyev, I.; Vozniuk, N.; Vrláková, J.; Wagner, B.; Wang, C.; Wang, D.; Weber, M.; Wegrzynek, A.; Weiglhofer, F. T.; Wenzel, S. C.; Wessels, J. P.; Weyhmler, S. L.; Wiechula, J.; Wikne, J.; Wilk, G.; Wilkinson, J.; Willems, G. A.; Windelband, B.; Winn, M.; Wright, J. R.; Wu, W.; Wu, Y.; Xu, R.; Yadav, A.; Yadav, A. K.; Yalcin, S.; Yamaguchi, Y.; Yamakawa, K.; Yang, S.; Yano, S.; Yin, Z.; Yoo, I. -K.; Yoon, J. H.; Yuan, S.; Yuncu, A.; Zaccolo, V.; Zampolli, C.; Zanolini, H. J. C.; Zandone, F.; Zardoshti, N.; Zarochentsev, A.; Závada, P.; Zaviyalov, N.; Zhalov, M.; Zhang, B.; Zhang, S.; Zhang, X.; Zhang, Y.; Zhang, Z.; Zhao, M.; Zhrebchevskii, V.; Zhi, Y.; Zhigareva, N.; Zhou, D.; Zhou, Y.; Zhu, J.; Zhu, Y.; Zinovjev, G.; Zurlo, N.. - In: JOURNAL OF HIGH ENERGY PHYSICS. - ISSN 1029-8479. - STAMPA. - 2023:5(2023), pp. 1-35. [10.1007/JHEP05(2023)243]

Anisotropic flow and flow fluctuations of identified hadrons in Pb–Pb collisions at $\sqrt{s_{\text{NN}}} = 5.02$ TeV



ALICE

The ALICE collaboration

E-mail: ALICE-publications@cern.ch

ABSTRACT: The first measurements of elliptic flow of π^\pm , K^\pm , $p+\bar{p}$, K_S^0 , $\Lambda+\bar{\Lambda}$, ϕ , $\Xi^-+\bar{\Xi}^+$, and $\Omega^-+\bar{\Omega}^+$ using multiparticle cumulants in Pb–Pb collisions at $\sqrt{s_{\text{NN}}} = 5.02$ TeV are presented. Results obtained with two- ($v_2\{2\}$) and four-particle cumulants ($v_2\{4\}$) are shown as a function of transverse momentum, p_T , for various collision centrality intervals. Combining the data for both $v_2\{2\}$ and $v_2\{4\}$ also allows us to report the first measurements of the mean elliptic flow, elliptic flow fluctuations, and relative elliptic flow fluctuations for various hadron species. These observables probe the event-by-event eccentricity fluctuations in the initial state and the contributions from the dynamic evolution of the expanding quark–gluon plasma. The characteristic features observed in previous p_T -differential anisotropic flow measurements for identified hadrons with two-particle correlations, namely the mass ordering at low p_T and the approximate scaling with the number of constituent quarks at intermediate p_T , are similarly present in the four-particle correlations and the combinations of $v_2\{2\}$ and $v_2\{4\}$. In addition, a particle species dependence of flow fluctuations is observed that could indicate a significant contribution from final state hadronic interactions. The comparison between experimental measurements and CoLBT model calculations, which combine the various physics processes of hydrodynamics, quark coalescence, and jet fragmentation, illustrates their importance over a wide p_T range.

KEYWORDS: Collective Flow, Heavy Ion Experiments, Particle Correlations and Fluctuations

ARXIV EPRINT: [2206.04587](https://arxiv.org/abs/2206.04587)

Contents

1	Introduction	1
2	Experimental setup	3
3	Analysis procedure	4
3.1	Event and track selection	4
3.2	Selection of π^\pm , K^\pm , and $p+\bar{p}$	5
3.3	Reconstruction of ϕ mesons	5
3.4	Reconstruction of K_S^0 and $\Lambda+\bar{\Lambda}$	6
3.5	Reconstruction of $\Xi^-+\bar{\Xi}^+$ and $\Omega^-+\bar{\Omega}^+$	6
3.6	Flow observables	7
3.7	Flow extraction methods	7
4	Systematic uncertainties	9
5	Results	11
5.1	Mass ordering and scaling properties	12
5.2	Results on flow fluctuations	14
5.3	Comparison with models	16
6	Summary	20
	The ALICE collaboration	27

1 Introduction

The primary goal of the ultra-relativistic heavy-ion collision programme at the Large Hadron Collider (LHC) is to study the properties of the quark–gluon plasma (QGP), a novel state of strongly interacting matter at high temperatures and energy densities [1, 2]. Studies of the azimuthal anisotropy of particle production have contributed significantly to the characterization of the system created in heavy-ion collisions [3, 4]. Anisotropic flow reflects the conversion of the initial state spatial anisotropy into final state anisotropies in momentum space. This translation is facilitated by interactions between the constituents of the quark–gluon plasma (QGP) [5–7] and at later stages, after hadronisation, between the produced particles. Anisotropic flow is quantified by studying the azimuthal distribution of particles emitted in the plane transverse to the beam direction [3]. This is usually expressed in terms of a Fourier series in the azimuthal angle φ [8, 9] according to

$$E \frac{d^3N}{dp^3} = \frac{1}{2\pi} \frac{d^2N}{p_T d p_T d \eta} \left\{ 1 + 2 \sum_{n=1}^{\infty} v_n(p_T, \eta) \cos[n(\varphi - \Psi_n)] \right\}, \quad (1.1)$$

where E , N , p , p_T , φ , and η are the energy, yield, momentum, transverse momentum, azimuthal angle, and pseudorapidity of particles, respectively, and Ψ_n is the azimuthal angle of the symmetry plane of order n [10, 11]. The v_n coefficients are given by

$$v_n = \langle \cos[n(\varphi - \Psi_n)] \rangle, \tag{1.2}$$

where $\langle \rangle$ denote an average over all particles in a single event. The second Fourier coefficient, v_2 , is usually referred to as elliptic flow. It is the dominant harmonic in heavy-ion collisions with large values of impact parameter (i.e. non-central collisions). Its value is sensitive to some of the basic transport coefficients of the QGP, e.g. the shear viscosity over entropy density ratio (η/s). The study of elliptic flow has been instrumental in establishing the strongly-coupled QGP paradigm, first in collisions at the Relativistic Heavy Ion Collider (RHIC) [12–15] and, since 2010, in collisions at the Large Hadron Collider (LHC) [16–18].

Around the start of the LHC heavy-ion program, it was realised that elliptic flow is also a sensitive probe of the initial state of heavy-ion collisions [19]. Its magnitude fluctuates from one event to the other, reflecting the event-by-event fluctuating energy-density profiles of the nuclear overlap region prior to the formation of the QGP. Initial event-by-event geometry fluctuations lead to the fluctuations of even-harmonic anisotropic flow and generate non-zero odd harmonics. In fact, the initial geometry fluctuations lead to $\langle v_n^k \rangle \neq \langle v_n \rangle^k$ and the development of different order symmetry planes Ψ_n in different kinematic regions in p_T or η [20–22]. Thus, a comprehensive investigation of the final state flow fluctuations is crucial for understanding the event-by-event initial geometry fluctuations and their impact on the system dynamic evolution. Studies of charged particles in Pb–Pb collisions at LHC energies indicated non-Gaussian initial state fluctuations and, consequently, made it possible to constrain their probability distribution function (p.d.f.) [23, 24]. Studies of flow fluctuations have so far been performed both experimentally and in theoretical model calculations for the measurements integrated over a large kinematic range [25–28]. On the other hand, a p_T -differential study, and in particular with identified hadrons, has not been done before. These studies can provide insights on the interplay between the expansion of the system and its late-stage, highly-dissipative hadronic phase, as well as particle production mechanisms.

Similar studies in the past for various flow coefficients have been pivotal in establishing the need to include viscous corrections in hydrodynamic models and, consequently, in constraining the value of η/s to be very close to the conjectured lower limit of $1/4\pi$ calculated for infinitely strongly coupled gauge theories via the AdS/CFT correspondence [29]. Detailed studies of how anisotropic flow develops for different particle species as a function of p_T for various centrality intervals (i.e. an estimate of the degree of overlap between the two colliding nuclei) of Pb–Pb collisions at LHC energies [26–28] confirmed a number of qualitative features already observed at RHIC [12–15]: the mass ordering of v_n at low p_T and the particle type (i.e. mesons versus baryons) grouping at intermediate p_T . The former originates from the interplay between radial flow and the anisotropic expansion of the system because of a thermalized expanding source with a common flow velocity for the produced particles [30], while the latter is interpreted as an indication of hadron formation

via quark coalescence in this momentum range [31, 32]. These studies also revealed, for the first time, similar qualitative features in the 1% most central Pb–Pb collisions [27], a category of events known as ultracentral with no prevailing ellipsoidal geometry. In addition, new results on the non-linear flow modes of higher harmonics [33] illustrated unambiguously that the aforementioned features can still be observed after the non-linear response of the system, the latter being proportional to the product of lower-order initial spatial anisotropies [34–37].

All these studies relied on measuring various flow harmonics using variations of two-particle correlation techniques. One of the disadvantages of such approaches is that they are sensitive to non-flow effects, i.e. correlations between (mainly two) particles not associated with the common symmetry plane. In order to suppress such contributions, one could measure multiparticle cumulants which need a larger data sample to reach the same level of uncertainties as to their two-particle counterpart measurements. This is possible now by combining the entire data set of Pb–Pb collisions at the centre-of-mass energy per nucleon pair $\sqrt{s_{\text{NN}}} = 5.02$ TeV from the LHC Run 2. Furthermore, the usage of higher-order cumulants opens up the possibility to study, for the first time, the particle species dependence of flow fluctuations.

The first measurements of elliptic flow and flow fluctuations using two- and four-particle cumulants for π^\pm , K^\pm , $p+\bar{p}$, K_S^0 , $\Lambda+\bar{\Lambda}$, ϕ , $\Xi^-+\bar{\Xi}^+$, and $\Omega^-+\bar{\Omega}^+$ in Pb–Pb collisions at $\sqrt{s_{\text{NN}}} = 5.02$ TeV are presented in this article. Results obtained with the generic framework [38–40], which corrects detector inefficiencies and non-uniformities in the azimuthal acceptance, are reported for a wide range of transverse momenta ($0.2 < p_T < 6$ GeV/ c) in the 10–60% centrality interval. Centrality is expressed as percentiles of the inelastic hadronic cross section, with low percentage values corresponding to head-on collisions. The studies are performed separately for particles and antiparticles, and the results are compatible within the statistical uncertainties. Therefore, v_2 is the average between results for particles and antiparticles which for the rest of the article will be denoted as π^\pm , K^\pm , $p+\bar{p}$, etc.

This article is organized as follows: the experimental setup is presented in section 2, while the analysis procedure, particle identification (PID), reconstruction methods, and flow measurement techniques are described in section 3. Section 4 outlines the evaluation of systematic uncertainties. The v_2 of π^\pm , K^\pm , $p+\bar{p}$, K_S^0 , $\Lambda+\bar{\Lambda}$, ϕ , $\Xi^-+\bar{\Xi}^+$, and $\Omega^-+\bar{\Omega}^+$ and the corresponding flow fluctuations are reported and compared to hydrodynamic calculations in section 5. The article concludes with a summary in section 6.

2 Experimental setup

The ALICE detector [41, 42] has been designed to allow detailed physics studies under the extreme conditions created in heavy-ion collisions. ALICE consists of a central barrel that contains several detectors with full or limited azimuthal coverage and a set of forward detectors. The central region is located in a solenoid magnet which generates up to a 0.5 T field parallel to the beam direction.

The main tracking detectors, positioned in the central barrel, are the Inner Tracking System (ITS) [41] and the Time Projection Chamber (TPC) [43]. The ITS consists of six layers of silicon detectors employing three different technologies. The two innermost layers are Silicon Pixel Detectors (SPD), followed by two layers of Silicon Drift Detectors (SDD). Finally, the two outermost layers are double-sided Silicon Strip Detectors (SSD). The SPD is also used for event selection and vertex reconstruction. The TPC surrounds the ITS and is also employed for precise tracking of charged particles and for particle identification via the specific energy loss, dE/dx . The dE/dx is extracted using a truncated-mean procedure, resulting in a dE/dx resolution for the 5% most central Pb–Pb collisions of around 6.5%, which improves for more peripheral collisions [42]. The detector provides a separation by at least 2 standard deviations (σ) for π^\pm , K^\pm , and $p+\bar{p}$ at $p_T < 0.7$ GeV/ c and the possibility to identify particles on a statistical basis for $p_T > 2$ GeV/ c [42]. The Time of Flight detector (TOF) [44] is located around the TPC and is used for particle identification by measuring the flight time of particles from the collision point with a resolution of about 80 ps [42]. The start time for the TOF measurement is provided by the T0 detector with a resolution of about 25 ps [42, 45], two arrays of Cherenkov counters covering the pseudorapidity ranges $-3.3 < \eta < -3.0$ (T0C) and $4.6 < \eta < 4.9$ (T0A), or from a combinatorial algorithm that uses the particle arrival times at the TOF detector itself [42, 44]. Both methods of estimating the start time are fully efficient for the 60% most central Pb–Pb collisions. The TOF provides a 3σ separation between π^\pm – K^\pm and K^\pm – $p+\bar{p}$ up to $p_T = 2.5$ GeV/ c and $p_T = 4$ GeV/ c , respectively [42]. The ITS, TPC, and TOF detectors cover the full azimuth within $|\eta| < 0.9$.

In the forward region, two scintillator arrays (V0) [46] are used for triggering, event selection, and the determination of the collision centrality [47]. The V0 consists of two systems, the V0C and V0A, positioned at $-3.7 < \eta < -1.7$ and $2.8 < \eta < 5.1$, respectively. In addition, two tungsten-quartz neutron Zero Degree Calorimeters (ZDCs), installed 112.5 meters from the interaction point on each side, are used for event selection.

More details on the ALICE setup and the performance of the detectors can be found in refs. [41, 42].

3 Analysis procedure

3.1 Event and track selection

The data sample used in this analysis consists of Pb–Pb collisions at $\sqrt{s_{NN}} = 5.02$ TeV recorded by the ALICE detector in the years 2015 and 2018 LHC data-taking campaigns. A minimum bias trigger was provided by requiring signals in both V0A and V0C scintillator arrays. In addition, the sample of semi-central collisions was enhanced by an online selection based on the V0 signal amplitudes. Beam-induced background events (i.e. beam–gas interactions) were removed offline utilizing the V0 and ZDC timing information. Pileup of collisions from different bunch crossings in the TPC was rejected by comparing multiplicity estimates from the V0 detector to those of tracking detectors at midrapidity, exploiting the difference in readout times between the systems. The primary vertex position, determined from tracks reconstructed in the ITS and TPC, was required to be within ± 10 cm from the

nominal interaction point along the beam direction. These selection criteria were met by approximately 245 million events in the 10–60% centrality interval. The collision centrality was estimated from the amplitudes of the signals measured in the V0 detector [47].

Charged-particle tracks, used to measure the v_2 of π^\pm , K^\pm , $p+\bar{p}$, ϕ -mesons, and inclusive charged particles, were reconstructed using the ITS and TPC within $|\eta| < 0.8$ and $0.2 < p_T < 10$ GeV/ c . Each track was required to have a minimum number of 70 TPC space points (out of a maximum of 159) with a χ^2 per TPC space point lower than 4 and at least 2 hits in the ITS with a χ^2 per ITS hit smaller than 36. Moreover, tracks with a distance of closest approach (DCA) larger than 2 cm in the longitudinal direction were rejected. In the transverse plane, a p_T -dependent DCA selection of the form $0.0105 + 0.0350 p_T^{-1.1}$ cm was applied. These selection criteria lead to an efficiency of about 80% for primary tracks at $p_T > 0.5$ GeV/ c and contamination from fake tracks (random associations of space points) and secondary charged particles (i.e. particles originating from weak decays, conversions, and secondary hadronic interactions in the detector material) of about 5% at $p_T \approx 1$ GeV/ c .

3.2 Selection of π^\pm , K^\pm , and $p+\bar{p}$

Particle identification of π^\pm , K^\pm , and $p+\bar{p}$ is performed using the dE/dx from the TPC and the time of flight from the TOF system, if available. The identification is based on the normalised difference between the measured and the expected signal for a given species (σ_{TPC} and σ_{TOF} , respectively). It uses the correlation between $n\sigma_{\text{TPC}}$ and $n\sigma_{\text{TOF}}$ in a Bayesian approach [48], where the signals converted into probabilities are folded with the expected abundances (priors) of each particle species. The minimal probability threshold has been set to 0.95 for π^\pm and 0.85 for K^\pm and $p+\bar{p}$. In addition, particles are selected by requiring $|n\sigma_{\text{TPC}}| < 3$ and $|n\sigma_{\text{TOF}}| < 3$ for each species in the whole p_T range. This procedure ensures a high purity of the studied sample, thus reducing the uncertainties due to particle misidentification. The resulting purity, estimated using Monte Carlo (MC) simulations, is higher than 95% for π^\pm for $0.2 < p_T < 10$ GeV/ c , above 80% for K^\pm for $0.3 < p_T < 6$ GeV/ c , and reaches values larger than 90% for $p+\bar{p}$ for $0.5 < p_T < 6$ GeV/ c .

3.3 Reconstruction of ϕ mesons

The ϕ meson is reconstructed in the decay channel $\phi \rightarrow K^+ + K^-$ with a branching ratio of 49.2% [49]. Its decay products are selected using the same criteria for primary K^\pm (see section 3.2). The ϕ meson yield is obtained from the invariant mass ($M_{K^+K^-}$) reconstructed from all possible K^\pm pairs after subtracting the combinatorial background evaluated using the like-sign kaon pairs in each p_T and centrality interval. The resulting $M_{K^+K^-}$ distribution is parametrised as a sum of a Breit–Wigner (BW) distribution and a third-order polynomial function that accounts for residual contamination within the invariant mass range of $0.99 < M_{K^+K^-} < 1.07$ GeV/ c^2 . The p_T -differential yield of ϕ mesons is extracted by integration of the BW distribution and used for the v_2 extraction together with the background yield (see eq. 3.14). The procedure of the reconstruction of ϕ meson is identical to the previous measurements [28], while the extraction of $v_2\{4\}(p_T)$ is slightly different and explained in section 3.7.

3.4 Reconstruction of K_S^0 and $\Lambda+\bar{\Lambda}$

The reconstruction of K_S^0 and $\Lambda+\bar{\Lambda}$ is based on identifying their secondary vertices called V^0 s in the decay channels $K_S^0 \rightarrow \pi^+ + \pi^-$ and $\Lambda \rightarrow p + \pi^-$ ($\bar{\Lambda} \rightarrow \bar{p} + \pi^+$) with branching ratios of 69.2% and 63.9% [49], respectively. Selection criteria related to the distinctive V-shaped decay topology and requirements on the characteristics of the daughter particles are applied to suppress the large combinatorial background. The invariant mass is calculated assuming that the daughter particles, identified using the TPC ($|n\sigma_{\text{TPC}}| < 3$) over the entire p_T range, are either a $\pi^+\pi^-$ pair or a $p\pi^-$ ($\bar{p}\pi^+$) pair. The V^0 candidates are selected with an invariant mass between 0.4 and 0.6 GeV/c^2 for K_S^0 and 1.08 and 1.16 GeV/c^2 for $\Lambda+\bar{\Lambda}$. The daughter tracks are reconstructed within $|\eta| < 0.8$ using the same TPC track quality requirements described in section 3.1 for charged tracks. In addition, the ratio between the number of space points and the number of crossed rows in the TPC is required to be larger than 0.8, the minimum DCA of daughter tracks to the primary vertex is 0.1 cm, and the maximum DCA of daughter tracks to the secondary vertex is 0.5 cm. Only V^0 candidates produced at a radial distance between 5 and 100 cm from the beam line and with a cosine of the pointing angle (the angle between the line connecting the primary and V^0 vertices and the V^0 momentum vector) larger than 0.998 are accepted. To reduce the contamination from $\Lambda+\bar{\Lambda}$ and electron–positron pairs coming from γ conversions, an additional selection is applied in the Armenteros–Podolanski variables [50] of the K_S^0 candidates, similar to what is done in ref. [28]. To obtain the p_T -differential yield of K_S^0 and $\Lambda+\bar{\Lambda}$, the invariant mass distributions in various p_T intervals are parametrised as a sum of two Gaussian distributions with the same mean and a third-order polynomial function which accounts for residual background. The K_S^0 and $\Lambda+\bar{\Lambda}$ yields are extracted by integration of the Gaussian distributions and are not corrected for feed-down from higher mass baryons (e.g. Ξ^\pm , Ω^\pm), but these have a negligible effect on v_2 [26].

3.5 Reconstruction of $\Xi^-+\bar{\Xi}^+$ and $\Omega^-+\bar{\Omega}^+$

The $\Xi^-+\bar{\Xi}^+$ and $\Omega^-+\bar{\Omega}^+$ are reconstructed through the cascade topology of the following weak decays: $\Xi^- \rightarrow \Lambda + \pi^-$ ($\bar{\Xi}^+ \rightarrow \bar{\Lambda} + \pi^+$) and $\Omega^- \rightarrow \Lambda + K^-$ ($\bar{\Omega}^+ \rightarrow \bar{\Lambda} + K^+$) with branching ratios of 99.9% and 67.8% [49], respectively, with a subsequent Λ ($\bar{\Lambda}$) decay. Candidates are found by applying topological and kinematic criteria first to select the V^0 with an invariant mass between 1.08 and 1.16 GeV/c^2 and then to match it with one of the remaining secondary tracks. They are selected by requiring the DCA between the V^0 and the track to be less than 0.3 cm, the cosine of the pointing angle to be at least 0.999 and 0.998 for the cascade and V^0 , respectively, the DCA between the V^0 and primary vertex to be larger than 0.05 cm, the minimum DCA of V^0 daughter tracks to the primary vertex to be 0.1 cm, the maximum DCA of V^0 daughter tracks to be 1.0 cm, and the minimum DCA of the daughter track to the primary vertex to be 0.03 cm. Only $\Xi^-+\bar{\Xi}^+$ and $\Omega^-+\bar{\Omega}^+$ candidates produced at a radial distance between 0.9 and 100 cm from the beam line with the same radial distance reported in section 3.4 for V^0 are accepted. Each of the three daughter tracks is also required to have $p_T > 0.15 \text{ GeV}/c$ within $|\eta| < 0.8$ and to pass the TPC track quality criteria detailed above for charged tracks. In addition, the

daughter tracks are checked for compatibility with the pion, kaon, or proton hypotheses by selecting particles with $|\ln\sigma_{\text{TPC}}| < 3$ for each species. The p_{T} -differential yield of $\Xi^- + \bar{\Xi}^+$ and $\Omega^- + \bar{\Omega}^+$ is obtained by fitting the invariant mass distributions with a sum of two Gaussian distributions with the same mean and a third-order polynomial function that describe the signal and the background, respectively.

3.6 Flow observables

A common approach to study the event-by-event flow fluctuations for a given flow coefficient is by using the two- and multiparticle cumulants [51, 52], which have different sensitivities to effects stemming from non-flow and flow fluctuations,

$$v_n\{2\} = \langle v_n^2 \rangle^{1/2} + \delta_n, \tag{3.1}$$

$$v_n\{4\} = \left[2\langle v_n^2 \rangle^2 - \langle v_n^4 \rangle \right]^{1/4}, \tag{3.2}$$

where δ_n denotes the two-particle non-flow effects.

Assuming that flow fluctuation σ_{v_n} is relatively small compared to v_n , which was found to be true for non-central heavy-ion collisions at the LHC [53–55], and also assuming that non-flow effects can be experimentally removed (or largely suppressed, e.g. by using appropriate η gaps) in two-particle correlation measurements, the v_n can be written as [56]

$$v_n^2\{2\} = \langle v_n \rangle^2 + \sigma_{v_n}^2, \tag{3.3}$$

$$v_n^2\{4\} \approx \langle v_n \rangle^2 - \sigma_{v_n}^2, \tag{3.4}$$

where $\langle v_n \rangle$ and σ_{v_n} are the mean and fluctuations of the anisotropic flow coefficient, respectively. These two quantities correspond to the first and second moments of the event-by-event v_n distribution. The observable $\langle v_n \rangle$ is expected to be free from flow fluctuations and to only reflect the true elliptic flow from the flow symmetry plane.

Both $\langle v_n \rangle$ and σ_{v_n} can be calculated using the measured $v_n\{2\}$ and $v_n\{4\}$ as

$$\langle v_n \rangle \approx \sqrt{\frac{v_n^2\{2\} + v_n^2\{4\}}{2}}, \tag{3.5}$$

$$\sigma_{v_n} \approx \sqrt{\frac{v_n^2\{2\} - v_n^2\{4\}}{2}}. \tag{3.6}$$

Furthermore, the relative flow fluctuations $F(v_n)$ are defined as

$$F(v_n) = \frac{\sigma_{v_n}}{\langle v_n \rangle}. \tag{3.7}$$

3.7 Flow extraction methods

The measurement of the p_{T} -differential v_n coefficients of identified hadrons is performed using two- and four-particle cumulant method [51], according to

$$v_n\{2\}(p_{\text{T}}) = \frac{d_n\{2\}}{\sqrt{c_n\{2\}}}, \tag{3.8}$$

$$v_n\{4\}(p_{\text{T}}) = \frac{-d_n\{4\}}{(-c_n\{4\})^{3/4}}. \tag{3.9}$$

Here $c_n\{m\}$ and $d_n\{m\}$ are the reference and differential m -particle cumulants, respectively, which can be obtained from m -particle correlations. For the specific case of two and four particles, they are given by

$$c_n\{2\} = \langle\langle 2 \rangle\rangle_n, \tag{3.10}$$

$$d_n\{2\} = \langle\langle 2' \rangle\rangle_n, \tag{3.11}$$

$$c_n\{4\} = \langle\langle 4 \rangle\rangle_n - 2 \langle\langle 2 \rangle\rangle_n^2, \tag{3.12}$$

$$d_n\{4\} = \langle\langle 4' \rangle\rangle_n - 2 \langle\langle 2' \rangle\rangle_n \cdot \langle\langle 2 \rangle\rangle_n, \tag{3.13}$$

where $\langle\langle m \rangle\rangle$ and $\langle\langle m' \rangle\rangle$ are the event-averaged reference and differential m -particle correlations, respectively. In order to suppress two-particle non-flow correlations, a pseudorapidity gap of $|\Delta\eta| > 0.8$ between the two particles (subevents) is applied when computing the correlations of eqs. 3.10 and 3.11. The relevant flow coefficients will be denoted as $v_2\{2, |\Delta\eta| > 0.8\}$ later in the text.

The multiparticle correlation technique with the generic framework implementation [38] allows for correcting for detector inefficiencies and non-uniformities in the azimuthal particle distribution using weights. Using this method, one can measure the p_T -differential flow with two- and four-particle cumulants of inclusive charged hadrons, π^\pm , K^\pm , and $p+\bar{p}$ for each centrality percentile. For K_S^0 , $\Lambda+\bar{\Lambda}$, ϕ , $\Xi^-+\bar{\Xi}^+$, and $\Omega^-+\bar{\Omega}^+$, the identification on a particle-by-particle basis is not possible. Besides a signal component (true particles), the candidates contain a non-negligible combinatorial background. Considering the fact that the corresponding p_T -differential multiparticle cumulants of both signal and background might not be easily decomposed into individual contributions, the invariant mass method [57] was developed exploiting the additivity of correlation. This method has been used in previous anisotropic flow measurements for reconstructed particles with the two-particle correlation method [26, 28, 33] and is also used in this analysis. The two- and four-particle correlations are measured as a function of both invariant mass and candidate p_T . The relation between the signal and background components is given for each p_T interval by

$$\langle\langle m' \rangle\rangle_n^{\text{total}}(m_{\text{inv}}) = f^{\text{signal}}(m_{\text{inv}}) \langle\langle m' \rangle\rangle_n^{\text{signal}} + f^{\text{bg}} \langle\langle m' \rangle\rangle_n^{\text{bg}}(m_{\text{inv}}), \tag{3.14}$$

where the total m -particle correlation $\langle\langle m' \rangle\rangle_n^{\text{total}}$ can be regarded as the sum of the m -particle correlations of signal particles $\langle\langle m' \rangle\rangle_n^{\text{signal}}$ and the correlations of the background $\langle\langle m' \rangle\rangle_n^{\text{bg}}$. Here the signal function is weighted by its corresponding fraction f^{signal} defined as

$$f^{\text{signal}}(m_{\text{inv}}) = \frac{N^{\text{signal}}(m_{\text{inv}})}{N^{\text{signal}}(m_{\text{inv}}) + N^{\text{bg}}(m_{\text{inv}})}, \tag{3.15}$$

where $N^{\text{signal}}(m_{\text{inv}})$ and $N^{\text{bg}}(m_{\text{inv}})$ are signal and background yields, respectively. Correspondingly, the weight of the background function is determined with $f^{\text{bg}} = 1 - f^{\text{sig}}$. Both $N^{\text{signal}}(m_{\text{inv}})$ and $N^{\text{bg}}(m_{\text{inv}})$ are obtained from the invariant mass distribution of K_S^0 , $\Lambda+\bar{\Lambda}$, ϕ , $\Xi^-+\bar{\Xi}^+$, and $\Omega^-+\bar{\Omega}^+$ for each p_T interval and centrality class following the procedures outlined in sections 3.3, 3.4, and 3.5. After measuring $\langle\langle m' \rangle\rangle_n^{\text{total}}(m_{\text{inv}})$ via multiparticle

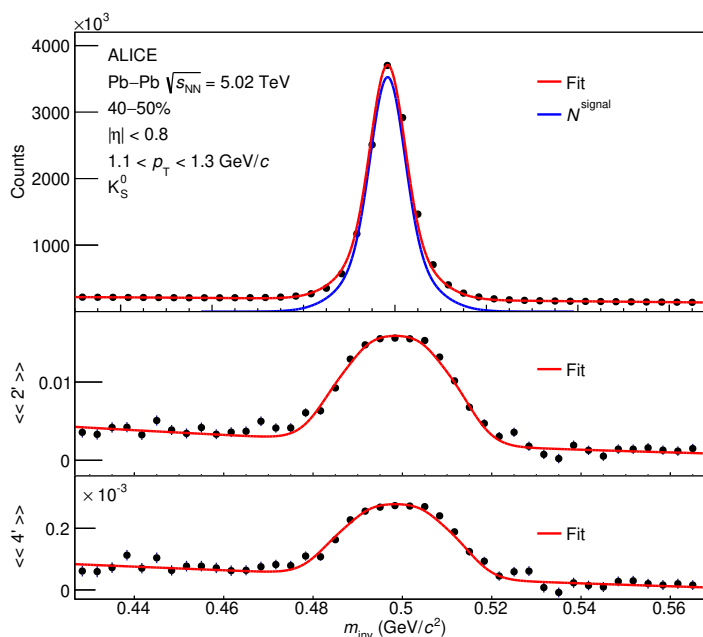


Figure 1. Simultaneous fits on invariant mass distribution, $\langle\langle 2' \rangle\rangle$, and $\langle\langle 4' \rangle\rangle$ correlations of K_S^0 meson at $1.1 < p_T < 1.3 \text{ GeV}/c$ for centrality 40–50% in $\sqrt{s_{NN}} = 5.02 \text{ TeV}$ Pb–Pb collisions.

correlations, the $\langle\langle m' \rangle\rangle_n^{\text{signal}}$ can be determined for a given centrality class and p_T interval using a simultaneous fit to the $\langle\langle m' \rangle\rangle_n^{\text{total}}(m_{\text{inv}})$ and $N^{\text{total}}(m_{\text{inv}})$ distributions, where $\langle\langle m' \rangle\rangle_n^{\text{bg}}(m_{\text{inv}})$ is parametrised as a first-order polynomial function. An example of such a procedure with distributions of m_{inv} , $\langle\langle 2' \rangle\rangle$, and $\langle\langle 4' \rangle\rangle$ together with fit functions is shown in figure 1 for K_S^0 in $1.1 < p_T < 1.3 \text{ GeV}/c$ and centrality 40–50%. The result of the fit makes it possible to calculate the corresponding $v_2\{2\}(p_T)$ and $v_2\{4\}(p_T)$ using eqs. 3.8 and 3.9.

4 Systematic uncertainties

The systematic uncertainties were evaluated by varying the selection criteria for each particle species, in every p_T range and centrality interval, such as track quality criteria for π^\pm , K^\pm , and $p+\bar{p}$ or topological reconstruction requirements for ϕ , K_S^0 , $\Lambda+\bar{\Lambda}$, $\Xi^-+\bar{\Xi}^+$, and $\Omega^-+\bar{\Omega}^+$. Only statistically significant differences between the nominal data points and the systematic variations, where significance is evaluated based on the recommendations in ref. [58], were assigned as systematic uncertainties. The uncertainties from the independent sources were added in quadrature to obtain the final systematic uncertainties on the measurements. For each particle species, a p_T -dependent systematic uncertainty is reported for $p_T < 3 \text{ GeV}/c$, while a p_T -independent average uncertainty is assigned at higher transverse momenta to suppress statistical fluctuations. Tables 1, 2, and 3 summarise the minimum and maximum values of the relative systematic uncertainties per particle species for all p_T and centrality ranges.

Uncertainty source	$v_2\{2, \Delta\eta > 0.8\}$			$v_2\{4\}$		
	π^\pm	K^\pm	$p+\bar{p}$	π^\pm	K^\pm	$p+\bar{p}$
Centrality estimator	0–1%	0–1%	0–1%	0–1%	0–1%	0–1%
Magnetic field polarity	0–1%	0–1%	0–1%	0–1%	1–3%	0–3%
Tracking mode	0–2%	0–5%	0–5%	0–1%	0–1%	0–2%
Bayesian particle identification	0–5%	0–5%	0–4%	0–5%	0–4%	0–4%

Table 1. The minimum and maximum values of the relative systematic uncertainties from each individual source for π^\pm , K^\pm , and $p+\bar{p}$. Percentage ranges are given to account for variations with p_T and centrality.

For the event selection criteria, the primary vertex position along the beam line was varied from 10 cm to 8 cm, and the centrality determination was changed from energy deposition in the V0 scintillator to the number of hits in the first layer of the ITS. Additionally, for π^\pm , K^\pm , and $p+\bar{p}$, the event sample was separated based on the polarity of the ALICE solenoid, and the two sub-samples were studied independently.

Systematic uncertainties arising from the selection criteria imposed at the track level were investigated by requiring only tracks that have at least three hits per track in the ITS complemented by tracks without hits in the first two layers of the ITS (in which case the primary interaction vertex is used as an additional constraint for the momentum determination). In addition, systematics uncertainties in the measurements were investigated by increasing the minimum number of TPC space points from 70 to 90, and by varying the DCA from the strict p_T -dependent selection to 0.15 cm in the transverse plane and from 2 cm to 0.2 cm in the longitudinal direction, in order to estimate the impact of secondary particles. These variations are referred as “tracking mode” in tables 1 and 3. Furthermore, the minimal probability threshold in the Bayesian particle identification was increased from 0.95 to 0.98 for π^\pm and from 0.85 to 0.9 for K^\pm and $p+\bar{p}$.

For K_S^0 and $\Lambda+\bar{\Lambda}$, the topological requirements on the V^0 s themselves were varied by changing the maximum DCA of the V^0 daughter tracks to the secondary vertex from 0.5 cm to 0.3 cm and the minimum DCA of the V^0 daughter tracks to the primary vertex from 0.1 cm to 0.3 cm. In addition, the minimum radial distance to the primary vertex at which the V^0 can be produced was changed from 5 cm to 1 cm and 10 cm. The selection criteria imposed on the daughter tracks were varied by increasing the minimum number of TPC space points from 70 to 90, requiring the ratio between the number of space points and the number of crossed rows in the TPC to be larger than 0.9 or 1.0 instead of 0.8 (denoted as “track quality” in table 2), and requiring a minimum p_T of 0.2 GeV/ c . Finally, the strategy for reconstructing V^0 was changed from online, where V^0 s were reconstructed during the track fitting procedure, to offline, which took place after all the tracks have been reconstructed.

The $\Xi^-+\bar{\Xi}^+$ and $\Omega^-+\bar{\Omega}^+$ finding criteria were varied by changing the maximum DCA between the V^0 and bachelor track from 0.3 cm to 0.25 cm, increasing the minimum DCA between the V^0 and primary vertex from 0.05 cm to 0.06 cm, decreasing the minimum DCA of V^0 bachelor tracks to the primary vertex from 0.1 cm to 0.08 cm. In addition, the criteria were changed by requiring the maximum DCA of V^0 bachelor tracks to be 0.8

Uncertainty source	$v_2\{2, \Delta\eta > 0.8\}$			$v_2\{4\}$		
	K_S^0	$\Lambda+\bar{\Lambda}$	ϕ meson	K_S^0	$\Lambda+\bar{\Lambda}$	ϕ meson
Centrality estimator	0–1%	0–1%	2–3%	1–3%	1%	2–5%
Track quality	1–3%	0–2%	negl.	1–5%	0–4%	negl.
Background fit function	negl.	negl.	negl.	negl.	negl.	negl.
Signal fit function	negl.	negl.	negl.	negl.	negl.	negl.
V^0 finding strategy	0–1%	0–1%	–	0–2%	0–1%	–
DCA decay products to primary vertex	0–1%	0–1%	–	1%	0–1%	–
DCA between decay products	0–1%	0–1%	–	0–1%	0–1%	–
Minimum p_T of daughter tracks	negl.	0–1%	–	0–1%	0–1%	–
Decay vertex (radial position 1 cm)	1%	0–1%	–	2%	0–1%	–
Decay vertex (radial position 10 cm)	1–2%	1%	–	1–5%	1%	–

Table 2. The minimum and maximum values of the relative systematic uncertainties from each individual source for K_S^0 , $\Lambda+\bar{\Lambda}$, and ϕ meson. Percentage ranges are given to account for all p_T and centrality intervals. The fields marked as “negl.” (negligible) denote that the uncertainties were tested but are not statistically significant.

cm instead of 1.0 cm, increasing the minimum DCA of the bachelor track to the primary vertex from 0.03 cm to 0.035 cm, and decreasing the minimum value of the cosine of the pointing angle for the cascade from 0.999 to 0.995. For the V^0 , the invariant mass range was changed from (1.08–1.16) GeV/c^2 to (1.10–1.14) GeV/c^2 , while the minimum radial distance was varied from 5 cm to 1 cm and 10 cm. A minimum value of 0.995 instead of 0.998 was used for the cosine of the pointing angle. For each of the three daughter tracks, the PID criterion was varied from $|\sigma_{\text{TPC}}| < 3$ to $|\sigma_{\text{TPC}}| < 2$ and the minimum p_T was increased to 0.2 GeV/c .

An additional contribution from fitting parameter variations was studied for all the reconstructed particles, following the same approach used in previous works [26, 33]. The resulting systematic uncertainties, negligible for K_S^0 , $\Lambda+\bar{\Lambda}$, and ϕ mesons, but significant for $\Xi^-+\bar{\Xi}^+$ and $\Omega^-+\bar{\Omega}^+$, are summarized in table 3.

5 Results

In this section, the results for the p_T -differential v_2 and its relative fluctuations measured in various collision centrality intervals of Pb–Pb collisions at $\sqrt{s_{\text{NN}}} = 5.02 \text{ TeV}$ are presented. The v_2 measured with two- and four-particle cumulants and the corresponding results for flow fluctuations for different particle species are reported in section 5.1 and section 5.2, respectively. In section 5.3, the experimental data are compared with a state-of-the-art hydrodynamic model calculations, namely, the coupled linear Boltzmann transport (CoLBT) [59], that applies T_RENTo initial state model and incorporates the bulk expansion of the medium with a specific shear viscosity $\eta/s = 0.10$ and interactions of energetic partons with it, as well as a coalescence mechanism for particle production. Note that the same data will be shown in different representations to highlight the various physics implications of the measurements. The data points will be drawn together with

Uncertainty source	$v_2\{2, \Delta\eta > 0.8\}$		$v_2\{4\}$	
	$\Xi^- + \bar{\Xi}^+$	$\Omega^- + \bar{\Omega}^+$	$\Xi^- + \bar{\Xi}^+$	$\Omega^- + \bar{\Omega}^+$
Centrality estimator	0–1%	0–4%	1%	2–6%
Number of TPC space points	0–1%	0–2%	negl.	0–2%
Tracking mode for bachelor track	negl.	0–1%	negl.	1–3%
Particle identification of decay products	negl.	1–2%	negl.	1–3%
V^0 invariant mass range	negl.	1–2%	negl.	1–3%
DCA between V^0 decay products	0–1%	1–2%	0–1%	0–1%
DCA between V^0 and primary vertex	negl.	0–1%	0–1%	1–2%
Decay vertex of V^0 (radial position 10 cm)	negl.	0–1%	negl.	0–1%
Background fit function	negl.	negl.	0–1%	negl.
Signal fit function	1–3%	1–2%	1–3%	1–2%

Table 3. The minimum and maximum values of the relative systematic uncertainties from each individual source for $\Xi^- + \bar{\Xi}^+$ and $\Omega^- + \bar{\Omega}^+$. Percentage ranges are given to account for all p_T and centrality intervals. The fields marked as “negl.” (negligible) denote that the uncertainties were tested but are not statistically significant.

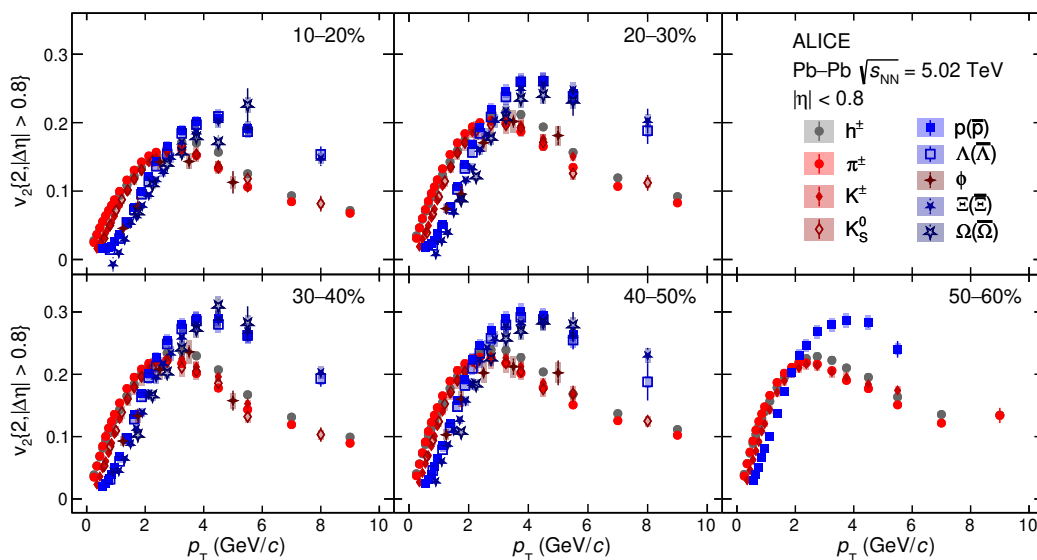


Figure 2. The p_T -differential v_2 measured with two-particle correlations with a pseudorapidity gap of $|\Delta\eta| > 0.8$ for different particle species and centralities in Pb–Pb collisions at $\sqrt{s_{NN}} = 5.02$ TeV. The vertical error bars and the filled boxes represent statistical and systematic uncertainties, respectively.

their statistical and systematic uncertainties represented by the error bars and shaded boxes around each marker, respectively.

5.1 Mass ordering and scaling properties

Figure 2 presents the p_T -differential $v_2\{2, |\Delta\eta| > 0.8\}$ measurements for unidentified charged hadrons (h^\pm) as well as for π^\pm , K^\pm , $p+\bar{p}$, K_S^0 , $\Lambda+\bar{\Lambda}$, ϕ , $\Xi^- + \bar{\Xi}^+$, and $\Omega^- + \bar{\Omega}^+$ from Pb–Pb collisions at $\sqrt{s_{NN}} = 5.02$ TeV. The five panels show different centrality in-

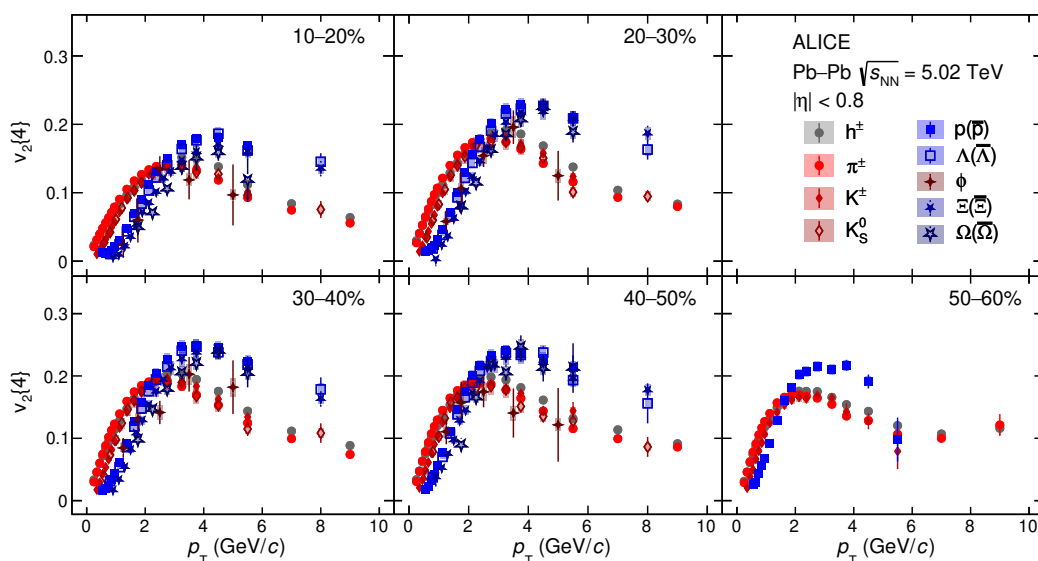


Figure 3. The p_T -differential v_2 measured with four-particle cumulants ($v_2\{4\}$) for different particle species and centralities in Pb–Pb collisions at $\sqrt{s_{NN}} = 5.02$ TeV. The vertical error bars and the filled boxes represent statistical and systematic uncertainties, respectively.

tervals, with the most central and the most peripheral, i.e. 10–20% and 50–60%, drawn in the top left and bottom right, respectively. This analysis profits from the data samples collected by ALICE in 2015 and 2018 which allow extending the previous results from two-particle correlations [25–27, 33] to higher-order cumulants. Figure 3 presents the first p_T -differential v_2 measurements using four-particle cumulants (i.e. $v_2\{4\}$) for the same particle species as reported in figure 2 from Pb–Pb collisions at $\sqrt{s_{NN}} = 5.02$ TeV. In both cases, similar features of the p_T -differential measurements as reported and discussed in detail in refs. [26–28, 33] are confirmed. The progressive increase of v_2 with the centrality of the collision for a given p_T interval illustrates the final-state anisotropy that originates from the initial-state ellipsoidal geometry in non-central collisions, quantified by the spatial eccentricity ϵ_2 . Furthermore, both the effects known in the literature as mass ordering and the meson–baryon particle type grouping are present in these new measurements. The former originates from the radial flow of the system, while the latter is explained in a dynamical picture where flow develops at the partonic level followed by quark coalescence into hadrons [32].

The meson–baryon grouping is generally attributed to hadron production via coalescence in the intermediate p_T region [32], where the direct contribution from hydrodynamic expansion may no longer be dominant and the path-length dependence of energy loss might not play a significant role yet [60]. This grouping is further investigated using the number of constituent quarks (NCQ) scaling, similarly to what was done in refs. [26–28, 33]. The values of $v_2\{4\}/n_q$ reported in figure 4 confirm that the scaling, if it holds at all, is only approximate. The contributions of $v_2\{4\}$ from different sources will be further discussed in section 5.3, where detailed comparisons with theoretical model calculations will be shown.

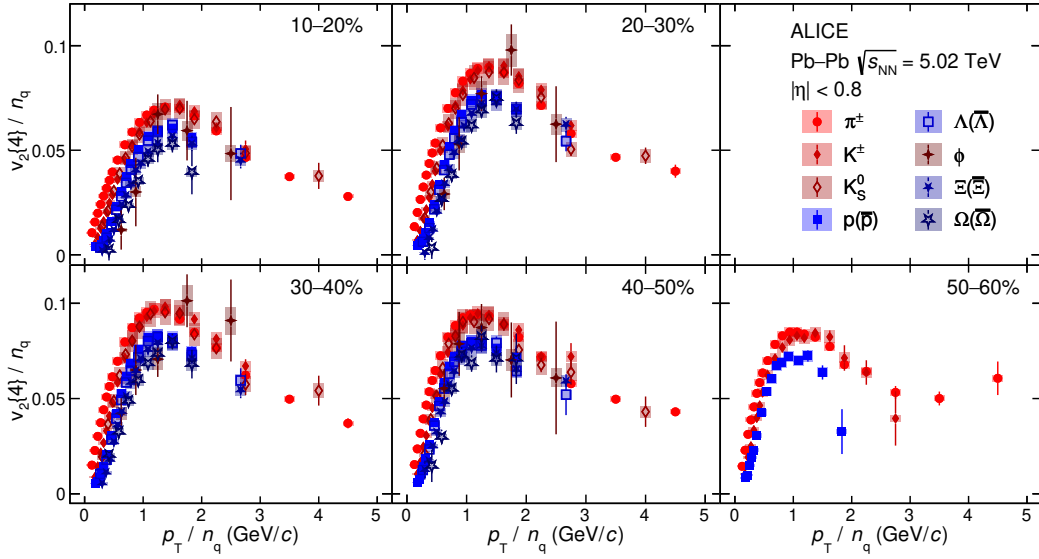


Figure 4. The dependence of $v_2\{4\}/n_q$ on p_T/n_q , where n_q is the number of constituents quarks, for different particle species and centralities in Pb–Pb collisions at $\sqrt{s_{NN}} = 5.02$ TeV. The vertical error bars and the filled boxes represent statistical and systematic uncertainties, respectively.

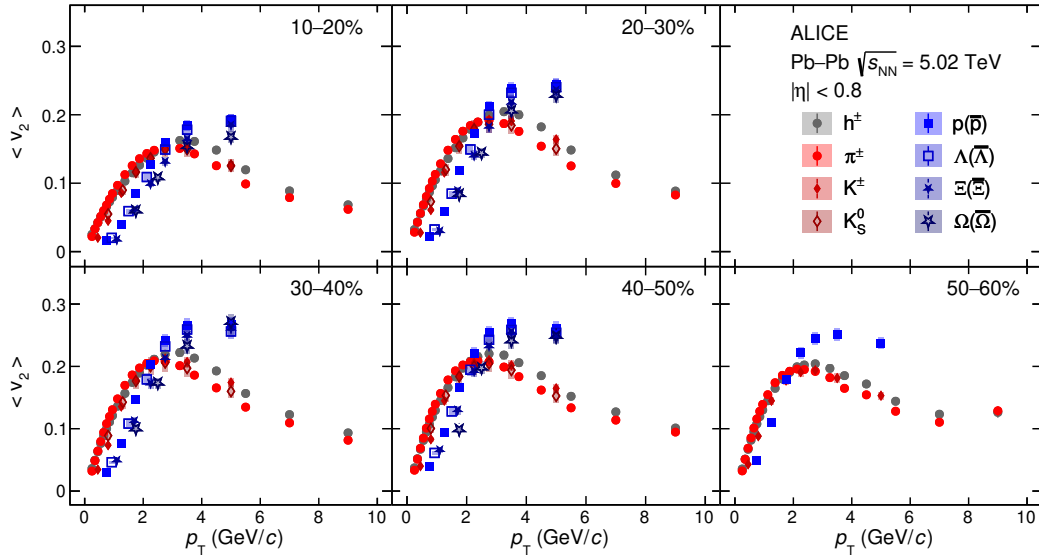


Figure 5. The dependence of the mean value of v_2 ($\langle v_2 \rangle$) on p_T for different particle species and centralities in Pb–Pb collisions at $\sqrt{s_{NN}} = 5.02$ TeV. The vertical error bars and the filled boxes represent statistical and systematic uncertainties, respectively.

5.2 Results on flow fluctuations

The measurements of v_2 with two- and four-particle cumulants provide the first opportunity to investigate the first moments of the v_2 distribution for different particle species. Figure 5 presents the mean value of v_2 , denoted as $\langle v_2 \rangle$, as a function of p_T for the same combination

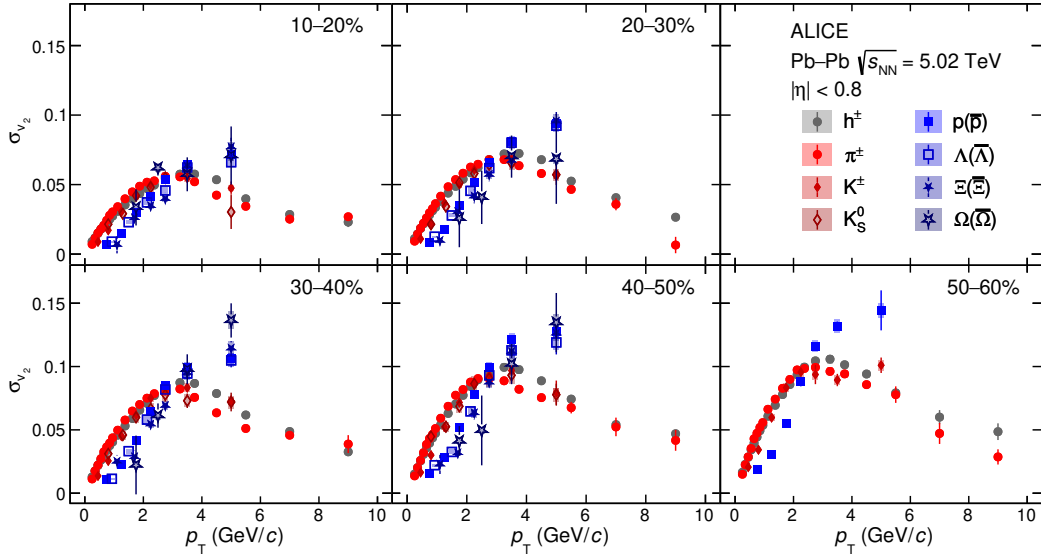


Figure 6. The p_T dependence of the standard deviation of v_2 (σ_{v_2}) for different particle species and centralities in Pb–Pb collisions at $\sqrt{s_{\text{NN}}} = 5.02$ TeV. The vertical error bars and the filled boxes represent statistical and systematic uncertainties, respectively.

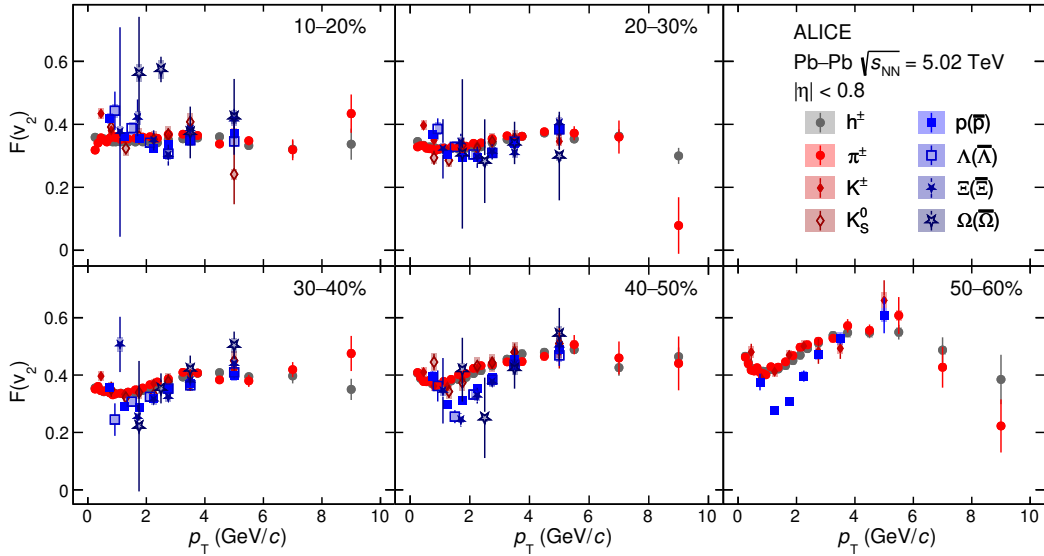


Figure 7. The relative elliptic flow fluctuations ($F(v_2)$) as a function of p_T for different particle species and centralities in Pb–Pb collisions at $\sqrt{s_{\text{NN}}} = 5.02$ TeV. The vertical error bars and the filled boxes represent statistical and systematic uncertainties, respectively.

of hadrons and centrality intervals as in the previous figures. Assuming that the non-flow contribution in $v_2^2\{2, |\Delta\eta| > 0.8\}$ is negligible [21, 36], this mean value is calculated according to eq. 3.5 by replacing $v_2^2\{2\}$ with $v_2^2\{2, |\Delta\eta| > 0.8\}$ measurement.

Figure 6 presents the transverse momentum dependence of the second moment of the v_2 distribution, i.e. the standard deviation σ_{v_2} , measured for the first time for different

particle species. As in the previous case, assuming negligible non-flow contribution in $v_2^2\{2, |\Delta\eta| > 0.8\}$, σ_{v_2} is approximated according to eq. 3.6. The data points of both $\langle v_2 \rangle$ and σ_{v_2} show, as expected, the same qualitative features as in the previous cases of figures 2 and 3: namely the mass ordering developing at low values of p_T and the particle type grouping that is evident at higher p_T .

Combining $\langle v_2 \rangle$ and σ_{v_2} , one can quantify the relative v_2 fluctuations ($F(v_2)$) according to eq. 3.7. This quantity is displayed in figure 7 as a function of p_T and centrality intervals for the various particle species presented in this article. It can be seen that for central events, there is no significant p_T or particle species dependence. However, for more peripheral collisions, and in particular starting from the interval 30–40% and above, the data points exhibit a non-monotonic transverse momentum dependence, with a minimum in $F(v_2)$ that lies at higher values of p_T for baryons than for mesons. In addition, the $F(v_2)$ for baryons in $1 < p_T < 3$ GeV/c is systematically lower than for mesons. Interestingly, the momentum region where this apparent particle type grouping develops for $F(v_2)$ does not coincide with the region where a similar grouping is reported for measurements of v_2 . This could point to a different origin for these two observations. For $p_T > 3$ GeV/c, all data points converge into a universal band within the uncertainties. The origin of this characteristic behaviour of $F(v_2)$ is studied using hydrodynamical models in the following section.

Finally, to further study the nature of flow fluctuations, figure 8 presents the p_T -dependence of the ratio $v_2\{4\}/v_2\{2, |\Delta\eta| > 0.8\}$. This ratio is expected to be sensitive to the fluctuations within the picture of initial state models. Within these models, the spatial eccentricity ϵ_2 fluctuates from event to event. These fluctuations are transferred through the low viscosity QGP to the final state and are imprinted in how v_2 fluctuates. Since $v_2 \propto \epsilon_2$, the ratio $v_2\{4\}/v_2\{2, |\Delta\eta| > 0.8\}$ is expected to reflect the ratio between $\epsilon_2\{4\}$ and $\epsilon_2\{2\}$, which have positive and negative contributions from the initial eccentricity fluctuations, and thus can provide strong constraints on initial state models. It can be seen that for central collisions, this ratio does not exhibit any significant p_T or particle species dependence. Starting from the 20–30% centrality interval, however, a decrease in the ratio can be seen between 1 and 5 GeV/c. It becomes progressively more pronounced for more peripheral events. In addition, starting from the 30–40% centrality interval, and similar to the picture that develops for $F(v_2)$, the data points indicate a particle type grouping, with the values for baryons being systematically larger than the ones for mesons. This apparent dependence on particle species highlights that final state effects play a significant role in these observables.

5.3 Comparison with models

The comparison of results from anisotropic flow studies with hydrodynamic calculations has been instrumental in constraining some of the basic transport coefficients of the QGP. However, such comparisons were limited until now to the low p_T region, i.e. in ranges where the mass ordering discussed in the previous section is prominent. One of the first attempts to provide a unified physics picture throughout the entire transverse momentum range for different particle species was presented recently in ref. [60]. In this article, the authors

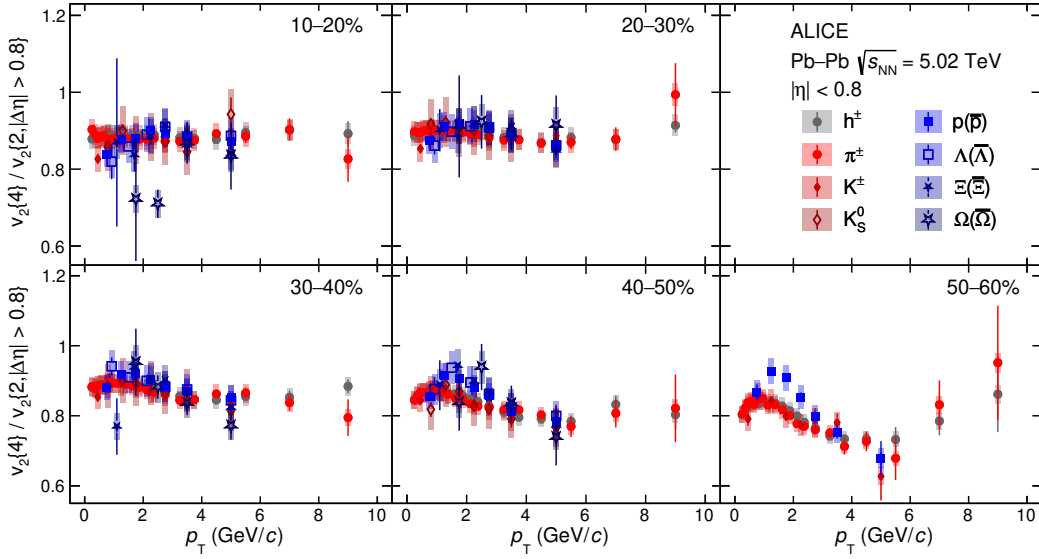


Figure 8. The ratio $v_2\{4\}/v_2\{2, |\Delta\eta| > 0.8\}$ as a function of p_T for different particle species and centralities in Pb–Pb collisions at $\sqrt{s_{NN}} = 5.02$ TeV. The vertical error bars and the filled boxes represent statistical and systematic uncertainties, respectively.

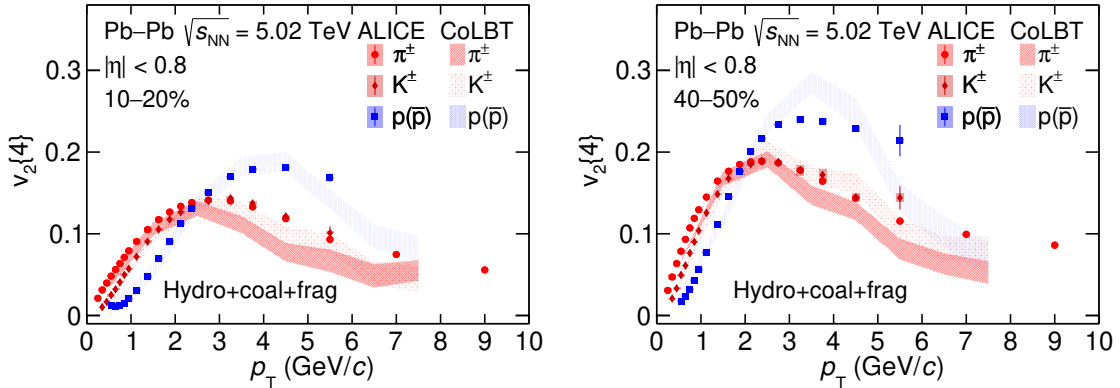


Figure 9. The p_T -differential $v_2\{4\}$ for π^\pm , K^\pm , and $p+\bar{p}$ measured in Pb–Pb collisions at $\sqrt{s_{NN}} = 5.02$ TeV compared with expectations of the same quantity from the CoLBT hydrodynamic model with quark coalescence [60]. The left and right panels present the comparison for the 10–20% and 40–50% centrality intervals, respectively. The vertical error bars and the filled boxes represent statistical and systematic uncertainties of the data, respectively. The thickness of the model curves reflect the uncertainties of the hydrodynamic calculations.

used the CoLBT hydrodynamic model [59] which allows for the simultaneous description of the evolution of parton showers and the bulk medium. The latter is prescribed by a (3+1)-D viscous hydrodynamic model that is initialized at $\tau_0 = 0.6$ fm/c and uses a value of specific shear viscosity $\eta/s = 0.10$. The freeze-out temperature is set to $T_{fo} = 150$ MeV, beyond which a hadronic after-burner describes the interactions between hadrons. The remaining parameters of the model were adjusted to reproduce the measured yields, p_T

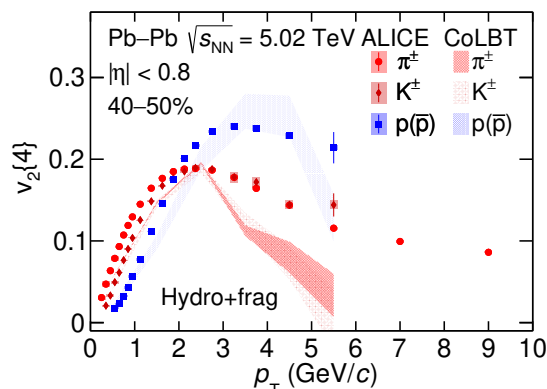


Figure 10. The p_T -differential $v_2\{4\}$ for π^\pm , K^\pm , and $p+\bar{p}$ measured in Pb–Pb collisions at $\sqrt{s_{NN}} = 5.02$ TeV compared with expectations of the same quantity from the CoLBT hydrodynamic model without quark coalescence [60] in 40–50% centrality interval. The vertical error bars and the filled boxes represent statistical and systematic uncertainties of the data, respectively. The thickness of the model curves reflect the uncertainties of the hydrodynamic calculations.

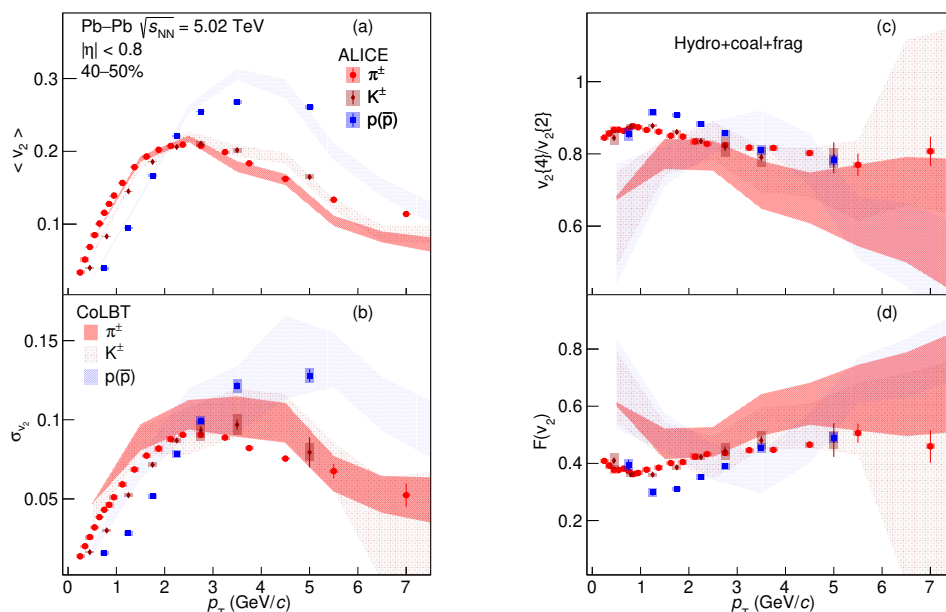


Figure 11. The p_T -differential (a) $\langle v_2 \rangle$, (b) σ_{v_2} , (c) $v_2\{4\}/v_2\{2\}$, and (d) $F(v_2)$ for π^\pm , K^\pm , and $p+\bar{p}$ measured in one indicative centrality interval (40–50%) of Pb–Pb collisions at $\sqrt{s_{NN}} = 5.02$ TeV compared with expectations of the same quantities from the CoLBT hydrodynamic model [60]. The vertical error bars and the filled boxes represent statistical and systematic uncertainties of the data, respectively. The thickness of the model curves reflect the uncertainties of the hydrodynamic calculations.

spectra, and integrated v_n of unidentified charged hadrons in Pb–Pb collisions. One of the important ingredients which is introduced in this model is the way hadrons emerge, with the typical hydrodynamic freeze-out at low p_T being complemented by a quark coalescence prescription at intermediate p_T and fragmentation at high p_T [60].

Figure 9 presents the evolution of $v_2\{4\}$ as a function of p_T for π^\pm , K^\pm , and $p+\bar{p}$ for two characteristic centrality intervals, 10–20% (central) and 40–50% (peripheral), in the left and right panels, respectively. The measurements are compared with the expectations for the same particle species from the CoLBT hydrodynamic model, represented by the shaded bands. It can be seen that the model describes the p_T dependence of $v_2\{4\}$ over the entire p_T range. In particular, at low values of p_T ($< 2\text{--}3$ GeV/ c) where the hydrodynamic expansion of the medium plays a dominant role, the model describes both the increase as a function of p_T and the mass ordering. The $v_2\{4\}$ reaches a peak value at around $p_T \approx 3$ GeV/ c for pions and kaons and at $p_T \approx 4$ GeV/ c for protons, before decreasing at high p_T . This can be naturally explained by the interplay between the hydrodynamical expansion, hadron production through quark coalescence, and jet fragmentation [60].

Within the CoLBT model, the hydrodynamic contribution to v_2 is dominant for all particle species up to $p_T = 4$ GeV/ c , whereas the jet fragmentation plays an increasingly important role for $p_T > 6$ GeV/ c . In the intermediate p_T region (4–6 GeV/ c), quark coalescence contributes in CoLBT to the development of the value of v_2 , even though in the model this mechanism accounts for less than 25% of the total particle yield. This is because the value of v_2 from coalescence is significantly larger than the v_2 from fragmentation up to 6 GeV/ c . The additional mechanism of the coalescence prescription in the model is important to reproduce the experimental results quantitatively and to provide the proper connection between the low and high p_T regions. In the former, the mass ordering develops, while in the latter the fragmentation is the dominant particle production mechanism and no significant particle species dependence is observed.

It is known that neither the hydrodynamic expansion nor the fragmentation alone leads to the precise NCQ scaling development. Such contributions in the final v_2 could consequently give a natural explanation for the significant deviation from a universal NCQ scaling observed in figure 4. On the other hand, the model calculation with only contributions from hydrodynamic expansion and fragmentation but without the contribution from quark coalescence significantly underestimates $v_2\{4\}$ for p_T above 3 GeV/ c for π^\pm , K^\pm , shown in figure 10. Nevertheless, the crossing of v_2 of pions, kaons, and protons can develop according to CoLBT with a combination of the hydrodynamic expansion coupled only to jet fragmentation (for details refer to figure 4 in ref. [60]). This might challenge the prevailing idea discussed in the literature (see, e.g., ref. [61]) that the crossing can be attributed to quark coalescence. It is important to note that the development of the crossing point in the absence of coalescence in CoLBT arises from a particle species-dependent p_T value where fragmentation becomes dominant over hydrodynamics.

To further investigate the coalescence contributions on flow fluctuations, figures 11 and 12 present the comparison of the p_T -differential $\langle v_2 \rangle$ (panel a), σ_{v_2} (panel b), $v_2\{4\}/v_2\{2\}$ (panel c), and $F(v_2)$ (panel d) for π^\pm , K^\pm , and $p+\bar{p}$ with the calculation from CoLBT model with the combinations of hydrodynamics, quark coalescence, and jet fragmentation as well as with CoLBT model with only the combinations of hydrodynamics and jet fragmentation, respectively [60]. The 40–50% centrality interval was chosen as representative for these comparisons. The model without quark coalescence contribution describes qualitatively the features and the p_T dependence of the measurements, but signif-

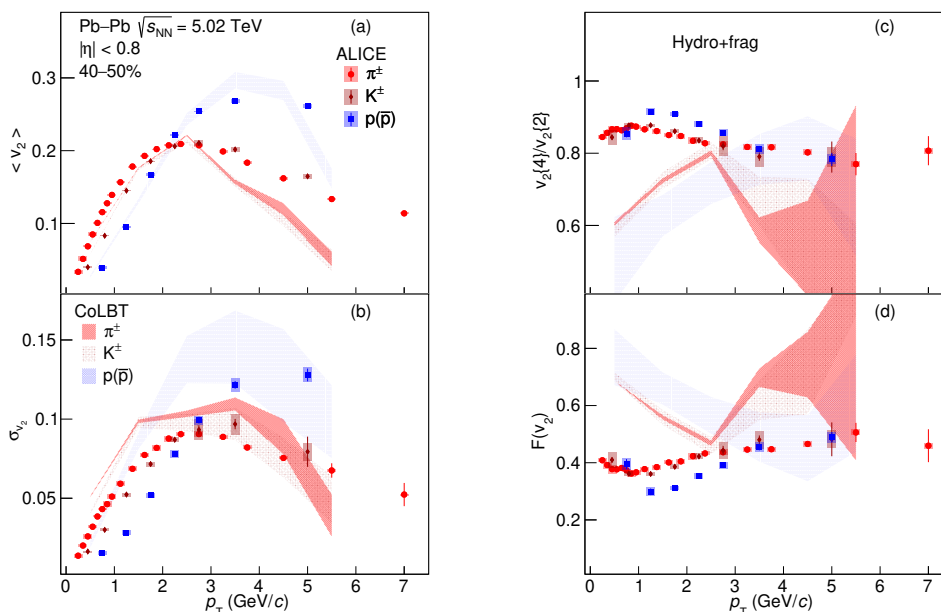


Figure 12. The p_T -differential (a) $\langle v_2 \rangle$, (b) σ_{v_2} , (c) $v_2\{4\}/v_2\{2\}$, and (d) $F(v_2)$ for π^\pm , K^\pm , and $p+\bar{p}$ measured in one indicative centrality interval (40–50%) of Pb–Pb collisions at $\sqrt{s_{NN}} = 5.02$ TeV compared with expectations of the same quantities from the CoLBT hydrodynamic model without quark coalescence [60]. The vertical error bars and the filled boxes represent statistical and systematic uncertainties of the data, respectively. The thickness of the model curves reflect the uncertainties of the hydrodynamic calculations.

icantly underestimates $\langle v_2 \rangle$ of pion and kaon for p_T above 3 GeV/c. This is very different from what has been observed in figures 9 and 11. Despite the sizable uncertainties of CoLBT calculations, the contribution from quark coalescence seems non-negligible for σ_{v_2} , $v_2\{4\}/v_2\{2\}$, and $F(v_2)$, when comparing the calculations of hydro+coal+frag (shown in figure 11) and hydro+frag (shown in figure 12).

6 Summary

In summary, the first measurement of p_T -differential elliptic flow using two- and four-particle cumulants for π^\pm , K^\pm , $p+\bar{p}$, K_S^0 , $\Lambda+\bar{\Lambda}$, ϕ , $\Xi^-+\bar{\Xi}^+$, and $\Omega^-+\bar{\Omega}^+$ in Pb–Pb collisions at $\sqrt{s_{NN}} = 5.02$ TeV is presented. The mean elliptic flow, elliptic flow fluctuations, and relative elliptic flow fluctuations are obtained for various particle species. Differences in the value of relative flow fluctuations for different particle species are observed, suggesting that final state hadronic interactions further modify the flow fluctuations. A distinct mass ordering is found in the 10–60% centrality interval for $p_T < 3$ GeV/c, which arises from the interplay between the elliptic and radial flow. In the intermediate p_T range, the magnitude of $v_2\{4\}$, $\langle v_2 \rangle$, and σ_{v_2} for baryons is larger than that for mesons by about 50%. In addition, particles show an approximate constituent quark scaling. This scaling is tested for $v_2\{4\}$, which is expected to measure flow with little (or no) non-flow contamination. NCQ scaling describes the data no better than $\pm 20\%$, an accuracy similar to what was reported for the

v_2 using two-particle correlations. Furthermore, the relative flow fluctuation $F(v_2)$ for the identified hadrons shows an apparent splitting between baryons and mesons for centrality above 30%, which suggests a significant role for final-state interactions in developing this observable. Last but not least, CoLBT hydrodynamic calculations with the implementation of quark coalescence describe the measurements over a large p_T range, which confirms the relevance of the quark coalescence hadronization mechanism in the particle production in Pb–Pb collisions at the LHC.

Acknowledgments

The ALICE Collaboration would like to thank all its engineers and technicians for their invaluable contributions to the construction of the experiment and the CERN accelerator teams for the outstanding performance of the LHC complex. The ALICE Collaboration gratefully acknowledges the resources and support provided by all Grid centres and the Worldwide LHC Computing Grid (WLCG) collaboration. The ALICE Collaboration acknowledges the following funding agencies for their support in building and running the ALICE detector: A. I. Alikhanyan National Science Laboratory (Yerevan Physics Institute) Foundation (ANSL), State Committee of Science and World Federation of Scientists (WFS), Armenia; Austrian Academy of Sciences, Austrian Science Fund (FWF): [M 2467-N36] and Nationalstiftung für Forschung, Technologie und Entwicklung, Austria; Ministry of Communications and High Technologies, National Nuclear Research Center, Azerbaijan; Conselho Nacional de Desenvolvimento Científico e Tecnológico (CNPq), Financiadora de Estudos e Projetos (Finep), Fundação de Amparo à Pesquisa do Estado de São Paulo (FAPESP) and Universidade Federal do Rio Grande do Sul (UFRGS), Brazil; Bulgarian Ministry of Education and Science, within the National Roadmap for Research Infrastructures 2020–2027 (object CERN), Bulgaria; Ministry of Education of China (MOEC), Ministry of Science & Technology of China (MSTC) and National Natural Science Foundation of China (NSFC), China; Ministry of Science and Education and Croatian Science Foundation, Croatia; Centro de Aplicaciones Tecnológicas y Desarrollo Nuclear (CEADEN), Cubaenergía, Cuba; Ministry of Education, Youth and Sports of the Czech Republic, Czech Republic; The Danish Council for Independent Research | Natural Sciences, the VILLUM FONDEN and Danish National Research Foundation (DNRF), Denmark; Helsinki Institute of Physics (HIP), Finland; Commissariat à l’Energie Atomique (CEA) and Institut National de Physique Nucléaire et de Physique des Particules (IN2P3) and Centre National de la Recherche Scientifique (CNRS), France; Bundesministerium für Bildung und Forschung (BMBF) and GSI Helmholtzzentrum für Schwerionenforschung GmbH, Germany; General Secretariat for Research and Technology, Ministry of Education, Research and Religions, Greece; National Research, Development and Innovation Office, Hungary; Department of Atomic Energy Government of India (DAE), Department of Science and Technology, Government of India (DST), University Grants Commission, Government of India (UGC) and Council of Scientific and Industrial Research (CSIR), India; National Research and Innovation Agency — BRIN, Indonesia; Istituto Nazionale di Fisica Nucleare (INFN), Italy; Japanese Ministry of Education, Culture, Sports, Science and Technol-

ogy (MEXT) and Japan Society for the Promotion of Science (JSPS) KAKENHI, Japan; Consejo Nacional de Ciencia (CONACYT) y Tecnología, through Fondo de Cooperación Internacional en Ciencia y Tecnología (FONCICYT) and Dirección General de Asuntos del Personal Académico (DGAPA), Mexico; Nederlandse Organisatie voor Wetenschappelijk Onderzoek (NWO), Netherlands; The Research Council of Norway, Norway; Commission on Science and Technology for Sustainable Development in the South (COMSATS), Pakistan; Pontificia Universidad Católica del Perú, Peru; Ministry of Education and Science, National Science Centre and WUT ID-UB, Poland; Korea Institute of Science and Technology Information and National Research Foundation of Korea (NRF), Republic of Korea; Ministry of Education and Scientific Research, Institute of Atomic Physics, Ministry of Research and Innovation and Institute of Atomic Physics and University Politehnica of Bucharest, Romania; Ministry of Education, Science, Research and Sport of the Slovak Republic, Slovakia; National Research Foundation of South Africa, South Africa; Swedish Research Council (VR) and Knut & Alice Wallenberg Foundation (KAW), Sweden; European Organization for Nuclear Research, Switzerland; Suranaree University of Technology (SUT), National Science and Technology Development Agency (NSTDA), Thailand Science Research and Innovation (TSRI) and National Science, Research and Innovation Fund (NSRF), Thailand; Turkish Energy, Nuclear and Mineral Research Agency (TENMAK), Turkey; National Academy of Sciences of Ukraine, Ukraine; Science and Technology Facilities Council (STFC), United Kingdom; National Science Foundation of the United States of America (NSF) and United States Department of Energy, Office of Nuclear Physics (DOE NP), United States of America. In addition, individual groups or members have received support from: Marie Skłodowska Curie, European Research Council, Strong 2020 — Horizon 2020 (grant nos. 950692, 824093, 896850), European Union; Academy of Finland (Center of Excellence in Quark Matter) (grant nos. 346327, 346328), Finland; Programa de Apoyos para la Superación del Personal Académico, UNAM, Mexico.

Open Access. This article is distributed under the terms of the Creative Commons Attribution License ([CC-BY 4.0](https://creativecommons.org/licenses/by/4.0/)), which permits any use, distribution and reproduction in any medium, provided the original author(s) and source are credited. SCOAP³ supports the goals of the International Year of Basic Sciences for Sustainable Development.

References

- [1] E.V. Shuryak, *Quark-Gluon Plasma and Hadronic Production of Leptons, Photons and Psions*, *Phys. Lett. B* **78** (1978) 150 [[INSPIRE](#)].
- [2] E.V. Shuryak, *Quantum Chromodynamics and the Theory of Superdense Matter*, *Phys. Rept.* **61** (1980) 71 [[INSPIRE](#)].
- [3] J.-Y. Ollitrault, *Anisotropy as a signature of transverse collective flow*, *Phys. Rev. D* **46** (1992) 229 [[INSPIRE](#)].
- [4] S.A. Voloshin, A.M. Poskanzer and R. Snellings, *Collective phenomena in non-central nuclear collisions*, *Landolt-Bornstein* **23** (2010) 293 [[arXiv:0809.2949](#)] [[INSPIRE](#)].

- [5] E.V. Shuryak, *Theory and phenomenology of the QCD vacuum*, *Phys. Rept.* **115** (1984) 151 [[INSPIRE](#)].
- [6] J. Cleymans, R.V. Gavai and E. Suhonen, *Quarks and Gluons at High Temperatures and Densities*, *Phys. Rept.* **130** (1986) 217 [[INSPIRE](#)].
- [7] S.A. Bass, M. Gyulassy, H. Stoecker and W. Greiner, *Signatures of quark gluon plasma formation in high-energy heavy ion collisions: A Critical review*, *J. Phys. G* **25** (1999) R1 [[hep-ph/9810281](#)] [[INSPIRE](#)].
- [8] S. Voloshin and Y. Zhang, *Flow study in relativistic nuclear collisions by Fourier expansion of Azimuthal particle distributions*, *Z. Phys. C* **70** (1996) 665 [[hep-ph/9407282](#)] [[INSPIRE](#)].
- [9] A.M. Poskanzer and S.A. Voloshin, *Methods for analyzing anisotropic flow in relativistic nuclear collisions*, *Phys. Rev. C* **58** (1998) 1671 [[nucl-ex/9805001](#)] [[INSPIRE](#)].
- [10] B. Alver and G. Roland, *Collision geometry fluctuations and triangular flow in heavy-ion collisions*, *Phys. Rev. C* **81** (2010) 054905 [*Erratum ibid.* **82** (2010) 039903] [[arXiv:1003.0194](#)] [[INSPIRE](#)].
- [11] B.H. Alver, C. Gombeaud, M. Luzum and J.-Y. Ollitrault, *Triangular flow in hydrodynamics and transport theory*, *Phys. Rev. C* **82** (2010) 034913 [[arXiv:1007.5469](#)] [[INSPIRE](#)].
- [12] BRAHMS collaboration, *Quark gluon plasma and color glass condensate at RHIC? The Perspective from the BRAHMS experiment*, *Nucl. Phys. A* **757** (2005) 1 [[nucl-ex/0410020](#)] [[INSPIRE](#)].
- [13] PHENIX collaboration, *Formation of dense partonic matter in relativistic nucleus-nucleus collisions at RHIC: Experimental evaluation by the PHENIX collaboration*, *Nucl. Phys. A* **757** (2005) 184 [[nucl-ex/0410003](#)] [[INSPIRE](#)].
- [14] PHOBOS collaboration, *The PHOBOS perspective on discoveries at RHIC*, *Nucl. Phys. A* **757** (2005) 28 [[nucl-ex/0410022](#)] [[INSPIRE](#)].
- [15] STAR collaboration, *Experimental and theoretical challenges in the search for the quark gluon plasma: The STAR Collaboration's critical assessment of the evidence from RHIC collisions*, *Nucl. Phys. A* **757** (2005) 102 [[nucl-ex/0501009](#)] [[INSPIRE](#)].
- [16] ALICE collaboration, *Higher harmonic anisotropic flow measurements of charged particles in Pb-Pb collisions at $\sqrt{s_{NN}} = 2.76$ TeV*, *Phys. Rev. Lett.* **107** (2011) 032301 [[arXiv:1105.3865](#)] [[INSPIRE](#)].
- [17] ATLAS collaboration, *Measurement of the azimuthal anisotropy for charged particle production in $\sqrt{s_{NN}} = 2.76$ TeV lead-lead collisions with the ATLAS detector*, *Phys. Rev. C* **86** (2012) 014907 [[arXiv:1203.3087](#)] [[INSPIRE](#)].
- [18] CMS collaboration, *Measurement of Higher-Order Harmonic Azimuthal Anisotropy in PbPb Collisions at $\sqrt{s_{NN}} = 2.76$ TeV*, *Phys. Rev. C* **89** (2014) 044906 [[arXiv:1310.8651](#)] [[INSPIRE](#)].
- [19] F.G. Gardim, F. Grassi, M. Luzum and J.-Y. Ollitrault, *Mapping the hydrodynamic response to the initial geometry in heavy-ion collisions*, *Phys. Rev. C* **85** (2012) 024908 [[arXiv:1111.6538](#)] [[INSPIRE](#)].
- [20] CMS collaboration, *Evidence for transverse momentum and pseudorapidity dependent event plane fluctuations in PbPb and pPb collisions*, *Phys. Rev. C* **92** (2015) 034911 [[arXiv:1503.01692](#)] [[INSPIRE](#)].

- [21] ALICE collaboration, *Searches for transverse momentum dependent flow vector fluctuations in Pb-Pb and p-Pb collisions at the LHC*, *JHEP* **09** (2017) 032 [[arXiv:1707.05690](#)] [[INSPIRE](#)].
- [22] ATLAS collaboration, *Measurement of longitudinal flow decorrelations in Pb+Pb collisions at $\sqrt{s_{NN}} = 2.76$ and 5.02 TeV with the ATLAS detector*, *Eur. Phys. J. C* **78** (2018) 142 [[arXiv:1709.02301](#)] [[INSPIRE](#)].
- [23] ALICE collaboration, *Energy dependence and fluctuations of anisotropic flow in Pb-Pb collisions at $\sqrt{s_{NN}} = 5.02$ and 2.76 TeV*, *JHEP* **07** (2018) 103 [[arXiv:1804.02944](#)] [[INSPIRE](#)].
- [24] CMS collaboration, *Non-Gaussian elliptic-flow fluctuations in PbPb collisions at $\sqrt{s_{NN}} = 5.02$ TeV*, *Phys. Lett. B* **789** (2019) 643 [[arXiv:1711.05594](#)] [[INSPIRE](#)].
- [25] ALICE collaboration, *Anisotropic flow of charged hadrons, pions and (anti-)protons measured at high transverse momentum in Pb-Pb collisions at $\sqrt{s_{NN}} = 2.76$ TeV*, *Phys. Lett. B* **719** (2013) 18 [[arXiv:1205.5761](#)] [[INSPIRE](#)].
- [26] ALICE collaboration, *Elliptic flow of identified hadrons in Pb-Pb collisions at $\sqrt{s_{NN}} = 2.76$ TeV*, *JHEP* **06** (2015) 190 [[arXiv:1405.4632](#)] [[INSPIRE](#)].
- [27] ALICE collaboration, *Higher harmonic flow coefficients of identified hadrons in Pb-Pb collisions at $\sqrt{s_{NN}} = 2.76$ TeV*, *JHEP* **09** (2016) 164 [[arXiv:1606.06057](#)] [[INSPIRE](#)].
- [28] ALICE collaboration, *Anisotropic flow of identified particles in Pb-Pb collisions at $\sqrt{s_{NN}} = 5.02$ TeV*, *JHEP* **09** (2018) 006 [[arXiv:1805.04390](#)] [[INSPIRE](#)].
- [29] P. Kovtun, D.T. Son and A.O. Starinets, *Viscosity in strongly interacting quantum field theories from black hole physics*, *Phys. Rev. Lett.* **94** (2005) 111601 [[hep-th/0405231](#)] [[INSPIRE](#)].
- [30] P. Huovinen et al., *Radial and elliptic flow at RHIC: Further predictions*, *Phys. Lett. B* **503** (2001) 58 [[hep-ph/0101136](#)] [[INSPIRE](#)].
- [31] S.A. Voloshin, *Anisotropic flow*, *Nucl. Phys. A* **715** (2003) 379 [[nucl-ex/0210014](#)] [[INSPIRE](#)].
- [32] D. Molnar and S.A. Voloshin, *Elliptic flow at large transverse momenta from quark coalescence*, *Phys. Rev. Lett.* **91** (2003) 092301 [[nucl-th/0302014](#)] [[INSPIRE](#)].
- [33] ALICE collaboration, *Non-linear flow modes of identified particles in Pb-Pb collisions at $\sqrt{s_{NN}} = 5.02$ TeV*, *JHEP* **06** (2020) 147 [[arXiv:1912.00740](#)] [[INSPIRE](#)].
- [34] R.S. Bhalerao, J.-Y. Ollitrault and S. Pal, *Characterizing flow fluctuations with moments*, *Phys. Lett. B* **742** (2015) 94 [[arXiv:1411.5160](#)] [[INSPIRE](#)].
- [35] L. Yan and J.-Y. Ollitrault, $\nu_4, \nu_5, \nu_6, \nu_7$: *nonlinear hydrodynamic response versus LHC data*, *Phys. Lett. B* **744** (2015) 82 [[arXiv:1502.02502](#)] [[INSPIRE](#)].
- [36] ALICE collaboration, *Linear and non-linear flow modes in Pb-Pb collisions at $\sqrt{s_{NN}} = 2.76$ TeV*, *Phys. Lett. B* **773** (2017) 68 [[arXiv:1705.04377](#)] [[INSPIRE](#)].
- [37] ALICE collaboration, *Higher harmonic non-linear flow modes of charged hadrons in Pb-Pb collisions at $\sqrt{s_{NN}} = 5.02$ TeV*, *JHEP* **05** (2020) 085 [[arXiv:2002.00633](#)] [[INSPIRE](#)].
- [38] A. Bilandzic et al., *Generic framework for anisotropic flow analyses with multiparticle azimuthal correlations*, *Phys. Rev. C* **89** (2014) 064904 [[arXiv:1312.3572](#)] [[INSPIRE](#)].

- [39] P. Huo, K. Gajdošová, J. Jia and Y. Zhou, *Importance of non-flow in mixed-harmonic multi-particle correlations in small collision systems*, *Phys. Lett. B* **777** (2018) 201 [[arXiv:1710.07567](#)] [[INSPIRE](#)].
- [40] Z. Moravcova, K. Gulbrandsen and Y. Zhou, *Generic algorithm for multiparticle cumulants of azimuthal correlations in high energy nucleus collisions*, *Phys. Rev. C* **103** (2021) 024913 [[arXiv:2005.07974](#)] [[INSPIRE](#)].
- [41] ALICE collaboration, *The ALICE experiment at the CERN LHC*, 2008 *JINST* **3** S08002 [[INSPIRE](#)].
- [42] ALICE collaboration, *Performance of the ALICE Experiment at the CERN LHC*, *Int. J. Mod. Phys. A* **29** (2014) 1430044 [[arXiv:1402.4476](#)] [[INSPIRE](#)].
- [43] J. Alme et al., *The ALICE TPC, a large 3-dimensional tracking device with fast readout for ultra-high multiplicity events*, *Nucl. Instrum. Meth. A* **622** (2010) 316 [[arXiv:1001.1950](#)] [[INSPIRE](#)].
- [44] A. Akindinov et al., *Performance of the ALICE Time-Of-Flight detector at the LHC*, *Eur. Phys. J. Plus* **128** (2013) 44 [[INSPIRE](#)].
- [45] M. Bondila et al., *ALICE T0 detector*, *IEEE Trans. Nucl. Sci.* **52** (2005) 1705 [[INSPIRE](#)].
- [46] ALICE collaboration, *Performance of the ALICE VZERO system*, 2013 *JINST* **8** P10016 [[arXiv:1306.3130](#)] [[INSPIRE](#)].
- [47] ALICE collaboration, *Centrality determination of Pb-Pb collisions at $\sqrt{s_{NN}} = 2.76$ TeV with ALICE*, *Phys. Rev. C* **88** (2013) 044909 [[arXiv:1301.4361](#)] [[INSPIRE](#)].
- [48] ALICE collaboration, *Particle identification in ALICE: a Bayesian approach*, *Eur. Phys. J. Plus* **131** (2016) 168 [[arXiv:1602.01392](#)] [[INSPIRE](#)].
- [49] PARTICLE DATA GROUP collaboration, *Review of Particle Physics*, *PTEP* **2020** (2020) 083C01 [[INSPIRE](#)].
- [50] J. Podolanski and R. Armenteros, III. *Analysis of V-events*, *Philos. Mag.* **45** (1954) 13.
- [51] N. Borghini, P.M. Dinh and J.-Y. Ollitrault, *A New method for measuring azimuthal distributions in nucleus-nucleus collisions*, *Phys. Rev. C* **63** (2001) 054906 [[nucl-th/0007063](#)] [[INSPIRE](#)].
- [52] N. Borghini, P.M. Dinh and J.-Y. Ollitrault, *Flow analysis from multiparticle azimuthal correlations*, *Phys. Rev. C* **64** (2001) 054901 [[nucl-th/0105040](#)] [[INSPIRE](#)].
- [53] ATLAS collaboration, *Measurement of the distributions of event-by-event flow harmonics in lead-lead collisions at $\sqrt{s} = 2.76$ TeV with the ATLAS detector at the LHC*, *JHEP* **11** (2013) 183 [[arXiv:1305.2942](#)] [[INSPIRE](#)].
- [54] ALICE collaboration, *Energy dependence and fluctuations of anisotropic flow in Pb-Pb collisions at $\sqrt{s_{NN}} = 5.02$ and 2.76 TeV*, *JHEP* **07** (2018) 103 [[arXiv:1804.02944](#)] [[INSPIRE](#)].
- [55] CMS collaboration, *Non-Gaussian elliptic-flow fluctuations in PbPb collisions at $\sqrt{s_{NN}} = 5.02$ TeV*, *Phys. Lett. B* **789** (2019) 643 [[arXiv:1711.05594](#)] [[INSPIRE](#)].
- [56] S.A. Voloshin, A.M. Poskanzer, A. Tang and G. Wang, *Elliptic flow in the Gaussian model of eccentricity fluctuations*, *Phys. Lett. B* **659** (2008) 537 [[arXiv:0708.0800](#)] [[INSPIRE](#)].
- [57] N. Borghini and J.Y. Ollitrault, *Azimuthally sensitive correlations in nucleus-nucleus collisions*, *Phys. Rev. C* **70** (2004) 064905 [[nucl-th/0407041](#)] [[INSPIRE](#)].

- [58] R. Barlow, *Systematic errors: Facts and fictions*, in the proceedings of the *Conference on Advanced Statistical Techniques in Particle Physics*, (2002), p. 134–144 [[hep-ex/0207026](#)] [[INSPIRE](#)].
- [59] W. Chen et al., *Medium modification of γ -jet fragmentation functions in Pb+Pb collisions at LHC*, *Phys. Lett. B* **810** (2020) 135783 [[arXiv:2005.09678](#)] [[INSPIRE](#)].
- [60] W. Zhao et al., *From hydrodynamics to jet quenching, coalescence, and hadron cascade: a coupled approach to solving the $R_{AA} \otimes v_2$ puzzle*, *Phys. Rev. Lett.* **128** (2022) 022302 [[arXiv:2103.14657](#)] [[INSPIRE](#)].
- [61] ALICE collaboration, *Long-range angular correlations of π , K and p in p-Pb collisions at $\sqrt{s_{NN}} = 5.02$ TeV*, *Phys. Lett. B* **726** (2013) 164 [[arXiv:1307.3237](#)] [[INSPIRE](#)].

The ALICE collaboration

S. Acharya [ID](#)^{125,132}, D. Adamová [ID](#)⁸⁶, A. Adler⁶⁹, G. Aglieri Rinella [ID](#)³², M. Agnello [ID](#)²⁹,
 N. Agrawal [ID](#)⁵⁰, Z. Ahammed [ID](#)¹³², S. Ahmad [ID](#)¹⁵, S.U. Ahn [ID](#)⁷⁰, I. Ahuja [ID](#)³⁷,
 A. Akindinov [ID](#)¹⁴⁰, M. Al-Turany [ID](#)⁹⁸, D. Aleksandrov [ID](#)¹⁴⁰, B. Alessandro [ID](#)⁵⁵, H.M. Alfanda [ID](#)⁶,
 R. Alfaro Molina [ID](#)⁶⁶, B. Ali [ID](#)¹⁵, Y. Ali¹³, A. Alici [ID](#)²⁵, N. Alizadehvandchali [ID](#)¹¹⁴, A. Alkin [ID](#)³²,
 J. Alme [ID](#)²⁰, G. Alocco [ID](#)⁵¹, T. Alt [ID](#)⁶³, I. Altsybeev [ID](#)¹⁴⁰, M.N. Anaam [ID](#)⁶, C. Andrei [ID](#)⁴⁵,
 A. Andronic [ID](#)¹³⁵, V. Anguelov [ID](#)⁹⁵, F. Antinori [ID](#)⁵³, P. Antonioli [ID](#)⁵⁰, C. Anuj [ID](#)¹⁵,
 N. Apadula [ID](#)⁷⁴, L. Aphecetche [ID](#)¹⁰⁴, H. Appelshäuser [ID](#)⁶³, C. Arata [ID](#)⁷³, S. Arcelli [ID](#)²⁵,
 M. Aresti [ID](#)⁵¹, R. Arnaldi [ID](#)⁵⁵, I.C. Arsene [ID](#)¹⁹, M. Arslandok [ID](#)¹³⁷, A. Augustinus [ID](#)³²,
 R. Averbeck [ID](#)⁹⁸, S. Aziz [ID](#)⁷², M.D. Azmi [ID](#)¹⁵, A. Badalà [ID](#)⁵², Y.W. Baek [ID](#)⁴⁰, X. Bai [ID](#)¹¹⁸,
 R. Bailhache [ID](#)⁶³, Y. Bailung [ID](#)⁴⁷, R. Bala [ID](#)⁹¹, A. Balbino [ID](#)²⁹, A. Baldisseri [ID](#)¹²⁸, B. Balis [ID](#)²,
 D. Banerjee [ID](#)⁴, Z. Banoo [ID](#)⁹¹, R. Barbera [ID](#)²⁶, L. Barioglio [ID](#)⁹⁶, M. Barlou⁷⁸,
 G.G. Barnaföldi [ID](#)¹³⁶, L.S. Barnby [ID](#)⁸⁵, V. Barret [ID](#)¹²⁵, L. Barreto [ID](#)¹¹⁰, C. Bartels [ID](#)¹¹⁷,
 K. Barth [ID](#)³², E. Bartsch [ID](#)⁶³, F. Baruffaldi [ID](#)²⁷, N. Bastid [ID](#)¹²⁵, S. Basu [ID](#)⁷⁵, G. Batigne [ID](#)¹⁰⁴,
 D. Battistini [ID](#)⁹⁶, B. Batyunya [ID](#)¹⁴¹, D. Bauri⁴⁶, J.L. Bazo Alba [ID](#)¹⁰², I.G. Bearden [ID](#)⁸³,
 C. Beattie [ID](#)¹³⁷, P. Becht [ID](#)⁹⁸, D. Behera [ID](#)⁴⁷, I. Belikov [ID](#)¹²⁷, A.D.C. Bell Hechavarria [ID](#)¹³⁵,
 F. Bellini [ID](#)²⁵, R. Bellwied [ID](#)¹¹⁴, S. Belokurova [ID](#)¹⁴⁰, V. Belyaev [ID](#)¹⁴⁰, G. Bencedi [ID](#)^{136,64},
 S. Beole [ID](#)²⁴, A. Bercuci [ID](#)⁴⁵, Y. Berdnikov [ID](#)¹⁴⁰, A. Berdnikova [ID](#)⁹⁵, L. Bergmann [ID](#)⁹⁵,
 M.G. Besoiu [ID](#)⁶², L. Betev [ID](#)³², P.P. Bhaduri [ID](#)¹³², A. Bhasin [ID](#)⁹¹, M.A. Bhat [ID](#)⁴,
 B. Bhattacharjee [ID](#)⁴¹, L. Bianchi [ID](#)²⁴, N. Bianchi [ID](#)⁴⁸, J. Bielčik [ID](#)³⁵, J. Bielčíková [ID](#)⁸⁶,
 J. Biernat [ID](#)¹⁰⁷, A.P. Bigot [ID](#)¹²⁷, A. Bilandzic [ID](#)⁹⁶, G. Biro [ID](#)¹³⁶, S. Biswas [ID](#)⁴, N. Bize [ID](#)¹⁰⁴,
 J.T. Blair [ID](#)¹⁰⁸, D. Blau [ID](#)¹⁴⁰, M.B. Blidaru [ID](#)⁹⁸, N. Bluhme³⁸, C. Blume [ID](#)⁶³, G. Boca [ID](#)^{21,54},
 F. Bock [ID](#)⁸⁷, T. Bodova [ID](#)²⁰, A. Bogdanov¹⁴⁰, S. Boi [ID](#)²², J. Bok [ID](#)⁵⁷, L. Boldizsár [ID](#)¹³⁶,
 A. Bolozdynya [ID](#)¹⁴⁰, M. Bombara [ID](#)³⁷, P.M. Bond [ID](#)³², G. Bonomi [ID](#)^{131,54}, H. Borel [ID](#)¹²⁸,
 A. Borissov [ID](#)¹⁴⁰, H. Bossi [ID](#)¹³⁷, E. Botta [ID](#)²⁴, L. Bratrud [ID](#)⁶³, P. Braun-Munzinger [ID](#)⁹⁸,
 M. Bregant [ID](#)¹¹⁰, M. Broz [ID](#)³⁵, G.E. Bruno [ID](#)^{97,31}, M.D. Buckland [ID](#)¹¹⁷, D. Budnikov [ID](#)¹⁴⁰,
 H. Buesching [ID](#)⁶³, S. Bufalino [ID](#)²⁹, O. Bugnon¹⁰⁴, P. Buhler [ID](#)¹⁰³, Z. Buthelezi [ID](#)^{67,121},
 J.B. Butt¹³, A. Bylinkin [ID](#)¹¹⁶, S.A. Bysiak¹⁰⁷, M. Cai [ID](#)^{27,6}, H. Caines [ID](#)¹³⁷, A. Caliva [ID](#)⁹⁸,
 E. Calvo Villar [ID](#)¹⁰², J.M.M. Camacho [ID](#)¹⁰⁹, P. Camerini [ID](#)²³, F.D.M. Canedo [ID](#)¹¹⁰,
 M. Carabas [ID](#)¹²⁴, F. Carnesecchi [ID](#)³², R. Caron [ID](#)¹²⁶, J. Castillo Castellanos [ID](#)¹²⁸,
 F. Catalano [ID](#)^{24,29}, C. Ceballos Sanchez [ID](#)¹⁴¹, I. Chakaberia [ID](#)⁷⁴, P. Chakraborty [ID](#)⁴⁶,
 S. Chandra [ID](#)¹³², S. Chapeland [ID](#)³², M. Chartier [ID](#)¹¹⁷, S. Chattopadhyay [ID](#)¹³²,
 S. Chattopadhyay [ID](#)¹⁰⁰, T.G. Chavez [ID](#)⁴⁴, T. Cheng [ID](#)⁶, C. Cheshkov [ID](#)¹²⁶, B. Cheynis [ID](#)¹²⁶,
 V. Chibante Barroso [ID](#)³², D.D. Chinellato [ID](#)¹¹¹, E.S. Chizzali [ID](#)^{11,96}, J. Cho [ID](#)⁵⁷, S. Cho [ID](#)⁵⁷,
 P. Chochula [ID](#)³², P. Christakoglou [ID](#)⁸⁴, C.H. Christensen [ID](#)⁸³, P. Christiansen [ID](#)⁷⁵, T. Chujo [ID](#)¹²³,
 M. Ciacco [ID](#)²⁹, C. Cicalo [ID](#)⁵¹, L. Cifarelli [ID](#)²⁵, F. Cindolo [ID](#)⁵⁰, M.R. Ciupek⁹⁸, G. Clai^{111,50},
 F. Colamaria [ID](#)⁴⁹, J.S. Colburn¹⁰¹, D. Colella [ID](#)^{97,31}, A. Collu⁷⁴, M. Colocci [ID](#)³²,
 M. Concas [ID](#)^{14,55}, G. Conesa Balbastre [ID](#)⁷³, Z. Conesa del Valle [ID](#)⁷², G. Contin [ID](#)²³,
 J.G. Contreras [ID](#)³⁵, M.L. Coquet [ID](#)¹²⁸, T.M. Cormier^{1,87}, P. Cortese [ID](#)^{130,55}, M.R. Cosentino [ID](#)¹¹²,
 F. Costa [ID](#)³², S. Costanza [ID](#)^{21,54}, P. Crochet [ID](#)¹²⁵, R. Cruz-Torres [ID](#)⁷⁴, E. Cuautle⁶⁴, P. Cui [ID](#)⁶,
 L. Cunqueiro⁸⁷, A. Dainese [ID](#)⁵³, M.C. Danisch [ID](#)⁹⁵, A. Danu [ID](#)⁶², P. Das [ID](#)⁸⁰, P. Das [ID](#)⁴,
 S. Das [ID](#)⁴, A.R. Dash [ID](#)¹³⁵, S. Dash [ID](#)⁴⁶, A. De Caro [ID](#)²⁸, G. de Cataldo [ID](#)⁴⁹, L. De Cilladi [ID](#)²⁴,

J. de Cuveland³⁸, A. De Falco²², D. De Gruttola²⁸, N. De Marco⁵⁵, C. De Martin²³, S. De Pasquale²⁸, S. Deb⁴⁷, R.J. Debski², K.R. Deja¹³³, R. Del Grande⁹⁶, L. Dello Stritto²⁸, W. Deng⁶, P. Dhankher¹⁸, D. Di Bari³¹, A. Di Mauro³², R.A. Diaz^{141,7}, T. Dietel¹¹³, Y. Ding^{126,6}, R. Divià³², D.U. Dixit¹⁸, Ø. Djuvsland²⁰, U. Dmitrieva¹⁴⁰, A. Dobrin⁶², B. Dönigus⁶³, A.K. Dubey¹³², J.M. Dubinski¹³³, A. Dubla⁹⁸, S. Dudi⁹⁰, P. Dupieux¹²⁵, M. Durkac¹⁰⁶, N. Dzalaiova¹², T.M. Eder¹³⁵, R.J. Ehlers⁸⁷, V.N. Eikeland²⁰, F. Eisenhut⁶³, D. Elia⁴⁹, B. Erasmus¹⁰⁴, F. Ercolessi²⁵, F. Erhardt⁸⁹, M.R. Ersdal²⁰, B. Espagnon⁷², G. Eulisse³², D. Evans¹⁰¹, S. Evdokimov¹⁴⁰, L. Fabbietti⁹⁶, M. Faggin²⁷, J. Faivre⁷³, F. Fan⁶, W. Fan⁷⁴, A. Fantoni⁴⁸, M. Fasel⁸⁷, P. Fedchio²⁹, A. Feliciello⁵⁵, G. Feofilov¹⁴⁰, A. Fernández Téllez⁴⁴, M.B. Ferrer³², A. Ferrero¹²⁸, C. Ferrero⁵⁵, A. Ferretti²⁴, V.J.G. Feuillard⁹⁵, J. Figiel¹⁰⁷, V. Filova³⁵, D. Finogeev¹⁴⁰, F.M. Fionda⁵¹, G. Fiorenza⁹⁷, F. Flor¹¹⁴, A.N. Flores¹⁰⁸, S. Foertsch⁶⁷, I. Fokin⁹⁵, S. Fokin¹⁴⁰, E. Fragiaco⁵⁶, E. Frajna¹³⁶, U. Fuchs³², N. Funicello²⁸, C. Furget⁷³, A. Furs¹⁴⁰, T. Fusayasu⁹⁹, J.J. Gaardhøje⁸³, M. Gagliardi²⁴, A.M. Gago¹⁰², A. Gal¹²⁷, C.D. Galvan¹⁰⁹, D.R. Gangadharan¹¹⁴, P. Ganoti⁷⁸, C. Garabatos⁹⁸, J.R.A. Garcia⁴⁴, E. Garcia-Solis⁹, K. Garg¹⁰⁴, C. Gargiulo³², A. Garibli⁸¹, K. Garner¹³⁵, A. Gautam¹¹⁶, M.B. Gay Ducati⁶⁵, M. Germain¹⁰⁴, C. Ghosh¹³², S.K. Ghosh⁴, M. Giacalone²⁵, P. Gianotti⁴⁸, P. Giubellino^{98,55}, P. Giubilato²⁷, A.M.C. Glaenger¹²⁸, P. Glässel⁹⁵, E. Glimos¹²⁰, D.J.Q. Goh⁷⁶, V. Gonzalez¹³⁴, L.H. González-Trueba⁶⁶, M. Gorgon², L. Görlich¹⁰⁷, S. Gotovac³³, V. Grabski⁶⁶, L.K. Graczykowski¹³³, E. Grecka⁸⁶, L. Greiner⁷⁴, A. Grelli⁵⁸, C. Grigoras³², V. Grigoriev¹⁴⁰, S. Grigoryan^{141,1}, F. Grosa³², J.F. Grosse-Oetringhaus³², R. Grosso⁹⁸, D. Grund³⁵, G.G. Guardianio¹¹¹, R. Guernane⁷³, M. Guilbaud¹⁰⁴, K. Gulbrandsen⁸³, T. Gunji¹²², W. Guo⁶, A. Gupta⁹¹, R. Gupta⁹¹, S.P. Guzman⁴⁴, L. Gyulai¹³⁶, M.K. Habib⁹⁸, C. Hadjidakis⁷², H. Hamagaki⁷⁶, M. Hamid⁶, Y. Han¹³⁸, R. Hannigan¹⁰⁸, M.R. Haque¹³³, A. Harlenderova⁹⁸, J.W. Harris¹³⁷, A. Harton⁹, H. Hassan⁸⁷, D. Hatzifotiadou⁵⁰, P. Hauer⁴², L.B. Havener¹³⁷, S.T. Heckel⁹⁶, E. Hellbär⁹⁸, H. Helstrup³⁴, T. Herman³⁵, G. Herrera Corral⁸, F. Herrmann¹³⁵, S. Herrmann¹²⁶, K.F. Hetland³⁴, B. Heybeck⁶³, H. Hillemanns³², C. Hills¹¹⁷, B. Hippolyte¹²⁷, B. Hofman⁵⁸, B. Hohlweger⁸⁴, J. Honermann¹³⁵, G.H. Hong¹³⁸, D. Horak³⁵, A. Horzyk², R. Hosokawa¹⁴, Y. Hou⁶, P. Hristov³², C. Hughes¹²⁰, P. Huhn⁶³, L.M. Huhta¹¹⁵, C.V. Hulse⁷², T.J. Humanic⁸⁸, H. Hushnud¹⁰⁰, A. Hutson¹¹⁴, D. Hutter³⁸, J.P. Iddon¹¹⁷, R. Ilkaev¹⁴⁰, H. Ilyas¹³, M. Inaba¹²³, G.M. Innocenti³², M. Ippolitov¹⁴⁰, A. Isakov⁸⁶, T. Isidori¹¹⁶, M.S. Islam¹⁰⁰, M. Ivanov¹², M. Ivanov⁹⁸, V. Ivanov¹⁴⁰, V. Izucheev¹⁴⁰, M. Jablonski², B. Jacak⁷⁴, N. Jacazio³², P.M. Jacobs⁷⁴, S. Jadlovská¹⁰⁶, J. Jadlovsky¹⁰⁶, S. Jaelani⁸², L. Jaffe³⁸, C. Jahnke¹¹¹, M.A. Janik¹³³, T. Janson⁶⁹, M. Jercic⁸⁹, O. Jevons¹⁰¹, A.A.P. Jimenez⁶⁴, F. Jonas⁸⁷, P.G. Jones¹⁰¹, J.M. Jowett^{32,98}, J. Jung⁶³, M. Jung⁶³, A. Junique³², A. Jusko¹⁰¹, M.J. Kabus^{32,133}, J. Kaewjai¹⁰⁵, P. Kalinak⁵⁹, A.S. Kalteyer⁹⁸, A. Kalweit³², V. Kaplin¹⁴⁰, A. Karasu Uysal⁷¹, D. Karatovic⁸⁹, O. Karavichev¹⁴⁰, T. Karavicheva¹⁴⁰, P. Karczmarczyk¹³³, E. Karpechev¹⁴⁰, V. Kashyap⁸⁰, A. Kazantsev¹⁴⁰, U. Keschull⁶⁹, R. Keidel¹³⁹, D.L.D. Keijdener⁵⁸, M. Keil³², B. Ketzer⁴², A.M. Khan⁶, S. Khan¹⁵, A. Khanzadeev¹⁴⁰, Y. Kharlov¹⁴⁰, A. Khatun¹⁵, A. Khuntia¹⁰⁷, B. Kileng³⁴,

B. Kim ¹⁶, C. Kim ¹⁶, D.J. Kim ¹¹⁵, E.J. Kim ⁶⁸, J. Kim ¹³⁸, J.S. Kim ⁴⁰, J. Kim ⁹⁵, J. Kim ⁶⁸, M. Kim ⁹⁵, S. Kim ¹⁷, T. Kim ¹³⁸, K. Kimura ⁹³, S. Kirsch ⁶³, I. Kisel ³⁸, S. Kiselev ¹⁴⁰, A. Kisiel ¹³³, J.P. Kitowski ², J.L. Klay ⁵, J. Klein ³², S. Klein ⁷⁴, C. Klein-Bösing ¹³⁵, M. Kleiner ⁶³, T. Klemenz ⁹⁶, A. Kluge ³², A.G. Knospe ¹¹⁴, C. Kobdaj ¹⁰⁵, T. Kollegger ⁹⁸, A. Kondratyev ¹⁴¹, E. Kondratyuk ¹⁴⁰, J. König ⁶³, S.A. Königstorfer ⁹⁶, P.J. Konopka ³², G. Kornakov ¹³³, S.D. Koryciak ², A. Kotliarov ⁸⁶, O. Kovalenko ⁷⁹, V. Kovalenko ¹⁴⁰, M. Kowalski ¹⁰⁷, I. Králik ⁵⁹, A. Kravčáková ³⁷, L. Kreis ⁹⁸, M. Krivda ^{101,59}, F. Krizek ⁸⁶, K. Krizkova Gajdosova ³⁵, M. Kroesen ⁹⁵, M. Krüger ⁶³, D.M. Krupova ³⁵, E. Kryshen ¹⁴⁰, M. Krzewicki ³⁸, V. Kučera ³², C. Kuhn ¹²⁷, P.G. Kuijper ⁸⁴, T. Kumaoka ¹²³, D. Kumar ¹³², L. Kumar ⁹⁰, N. Kumar ⁹⁰, S. Kumar ³¹, S. Kundu ³², P. Kurashvili ⁷⁹, A. Kurepin ¹⁴⁰, A.B. Kurepin ¹⁴⁰, S. Kushpil ⁸⁶, J. Kvapil ¹⁰¹, M.J. Kweon ⁵⁷, J.Y. Kwon ⁵⁷, Y. Kwon ¹³⁸, S.L. La Pointe ³⁸, P. La Rocca ²⁶, Y.S. Lai ⁷⁴, A. Lakrathok ¹⁰⁵, M. Lamanna ³², R. Langoy ¹¹⁹, P. Larionov ⁴⁸, E. Laudi ³², L. Lautner ^{32,96}, R. Lavicka ¹⁰³, T. Lazareva ¹⁴⁰, R. Lea ^{131,54}, G. Legras ¹³⁵, J. Lehrbach ³⁸, R.C. Lemmon ⁸⁵, I. León Monzón ¹⁰⁹, M.M. Lesch ⁹⁶, E.D. Lesser ¹⁸, M. Lettrich ⁹⁶, P. Lévai ¹³⁶, X. Li ¹⁰, X.L. Li ⁶, J. Lien ¹¹⁹, R. Lietava ¹⁰¹, B. Lim ¹⁶, S.H. Lim ¹⁶, V. Lindenstruth ³⁸, A. Lindner ⁴⁵, C. Lippmann ⁹⁸, A. Liu ¹⁸, D.H. Liu ⁶, J. Liu ¹¹⁷, I.M. Lofnes ²⁰, C. Loizides ⁸⁷, P. Loncar ³³, J.A. Lopez ⁹⁵, X. Lopez ¹²⁵, E. López Torres ⁷, P. Lu ^{98,118}, J.R. Luhder ¹³⁵, M. Lunardon ²⁷, G. Luparello ⁵⁶, Y.G. Ma ³⁹, A. Maevskaya ¹⁴⁰, M. Mager ³², T. Mahmoud ⁴², A. Maire ¹²⁷, M. Malaev ¹⁴⁰, G. Malfattore ²⁵, N.M. Malik ⁹¹, Q.W. Malik ¹⁹, S.K. Malik ⁹¹, L. Malinina ^{VII,141}, D. Mal'Kevich ¹⁴⁰, D. Mallick ⁸⁰, N. Mallick ⁴⁷, G. Mandaglio ^{30,52}, V. Manko ¹⁴⁰, F. Manso ¹²⁵, V. Manzari ⁴⁹, Y. Mao ⁶, G.V. Margagliotti ²³, A. Margotti ⁵⁰, A. Marín ⁹⁸, C. Markert ¹⁰⁸, M. Marquard ⁶³, P. Martinengo ³², J.L. Martínez ¹¹⁴, M.I. Martínez ⁴⁴, G. Martínez García ¹⁰⁴, S. Masciocchi ⁹⁸, M. Maserà ²⁴, A. Masoni ⁵¹, L. Massacrier ⁷², A. Mastroserio ^{129,49}, A.M. Mathis ⁹⁶, O. Matonoha ⁷⁵, P.F.T. Matuoka ¹¹⁰, A. Matyja ¹⁰⁷, C. Mayer ¹⁰⁷, A.L. Mazuecos ³², F. Mazzaschi ²⁴, M. Mazzilli ³², J.E. Mdhuli ¹²¹, A.F. Mechler ⁶³, Y. Melikyan ¹⁴⁰, A. Menchaca-Rocha ⁶⁶, E. Meninno ^{103,28}, A.S. Menon ¹¹⁴, M. Meres ¹², S. Mhlanga ^{113,67}, Y. Miake ¹²³, L. Micheletti ⁵⁵, L.C. Migliorin ¹²⁶, D.L. Mihaylov ⁹⁶, K. Mikhaylov ^{141,140}, A.N. Mishra ¹³⁶, D. Miśkowiec ⁹⁸, A. Modak ⁴, A.P. Mohanty ⁵⁸, B. Mohanty ⁸⁰, M. Mohisin Khan ^{V,15}, M.A. Molander ⁴³, Z. Moravcova ⁸³, C. Mordasini ⁹⁶, D.A. Moreira De Godoy ¹³⁵, I. Morozov ¹⁴⁰, A. Morsch ³², T. Mrnjavac ³², V. Muccifora ⁴⁸, S. Muhuri ¹³², J.D. Mulligan ⁷⁴, A. Mulliri ²², M.G. Munhoz ¹¹⁰, R.H. Munzer ⁶³, H. Murakami ¹²², S. Murray ¹¹³, L. Musa ³², J. Musinsky ⁵⁹, J.W. Myrcha ¹³³, B. Naik ¹²¹, R. Nair ⁷⁹, A.I. Nambrath ¹⁸, B.K. Nandi ⁴⁶, R. Nania ⁵⁰, E. Nappi ⁴⁹, A.F. Nassirpour ⁷⁵, A. Nath ⁹⁵, C. Natrass ¹²⁰, A. Neagu ¹⁹, A. Negru ¹²⁴, L. Nellen ⁶⁴, S.V. Nesbo ³⁴, G. Neskovic ³⁸, D. Nesterov ¹⁴⁰, B.S. Nielsen ⁸³, E.G. Nielsen ⁸³, S. Nikolaev ¹⁴⁰, S. Nikulin ¹⁴⁰, V. Nikulin ¹⁴⁰, F. Noferini ⁵⁰, S. Noh ¹¹, P. Nomokonov ¹⁴¹, J. Norman ¹¹⁷, N. Novitzky ¹²³, P. Nowakowski ¹³³, A. Nyanin ¹⁴⁰, J. Nystrand ²⁰, M. Ogino ⁷⁶, A. Ohlson ⁷⁵, V.A. Okorokov ¹⁴⁰, J. Oleniacz ¹³³, A.C. Oliveira Da Silva ¹²⁰, M.H. Oliver ¹³⁷, A. Onnerstad ¹¹⁵, C. Oppedisano ⁵⁵, A. Ortiz Velasquez ⁶⁴, A. Oskarsson ⁷⁵, J. Otwinowski ¹⁰⁷, M. Oya ⁹³, K. Oyama ⁷⁶, Y. Pachmayer ⁹⁵,

S. Padhan⁴⁶, D. Pagano^{131,54}, G. Paić⁶⁴, A. Palasciano⁴⁹, S. Panebianco¹²⁸,
 H. Park¹²³, J. Park⁵⁷, J.E. Parkkila^{32,115}, S.P. Pathak¹¹⁴, R.N. Patra⁹¹, B. Paul²²,
 H. Pei⁶, T. Peitzmann⁵⁸, X. Peng⁶, M. Pennisi²⁴, L.G. Pereira⁶⁵, H. Pereira Da
 Costa¹²⁸, D. Peresunko¹⁴⁰, G.M. Perez⁷, S. Perrin¹²⁸, Y. Pestov¹⁴⁰, V. Petráček³⁵,
 V. Petrov¹⁴⁰, M. Petrovici⁴⁵, R.P. Pezzi^{104,65}, S. Piano⁵⁶, M. Pikna¹², P. Pillot¹⁰⁴,
 O. Pinazza^{50,32}, L. Pinsky¹¹⁴, C. Pinto⁹⁶, S. Pisano⁴⁸, M. Płoskoń⁷⁴, M. Planinic⁸⁹,
 F. Pliquett⁶³, M.G. Poghosyan⁸⁷, S. Politano²⁹, N. Poljak⁸⁹, A. Pop⁴⁵,
 S. Porteboeuf-Houssais¹²⁵, J. Porter⁷⁴, V. Pozdniakov¹⁴¹, S.K. Prasad⁴, S. Prasad⁴⁷,
 R. Preghenella⁵⁰, F. Prino⁵⁵, C.A. Pruneau¹³⁴, I. Pshenichnov¹⁴⁰, M. Puccio³²,
 S. Pucillo²⁴, Z. Pugelova¹⁰⁶, S. Qiu⁸⁴, L. Quaglia²⁴, R.E. Quishpe¹¹⁴, S. Ragoni¹⁰¹,
 A. Rakotozafindrabe¹²⁸, L. Ramello^{130,55}, F. Rami¹²⁷, S.A.R. Ramirez⁴⁴, T.A. Rancien⁷³,
 R. Raniwala⁹², S. Raniwala⁹², S.S. Räsänen⁴³, R. Rath^{50,47}, I. Ravasenga⁸⁴,
 K.F. Read^{87,120}, A.R. Redelbach³⁸, K. Redlich^{VI,79}, A. Rehman²⁰, P. Reichelt⁶³,
 F. Reidt³², H.A. Reme-Ness³⁴, Z. Rescakova³⁷, K. Reygers⁹⁵, A. Riabov¹⁴⁰,
 V. Riabov¹⁴⁰, R. Ricci²⁸, T. Richert⁷⁵, M. Richter¹⁹, A.A. Riedel⁹⁶, W. Riegler³²,
 F. Riggi²⁶, C. Ristea⁶², M. Rodríguez Cahuantzi⁴⁴, K. Røed¹⁹, R. Rogalev¹⁴⁰,
 E. Rogochaya¹⁴¹, T.S. Rogoschinski⁶³, D. Rohr³², D. Röhrich²⁰, P.F. Rojas⁴⁴, S. Rojas
 Torres³⁵, P.S. Rokita¹³³, G. Romanenko¹⁴¹, F. Ronchetti⁴⁸, A. Rosano^{30,52},
 E.D. Rosas⁶⁴, A. Rossi⁵³, A. Roy⁴⁷, P. Roy¹⁰⁰, S. Roy⁴⁶, N. Rubini²⁵, O.V. Rueda⁷⁵,
 D. Ruggiano¹³³, R. Rui²³, B. Rumyantsev¹⁴¹, P.G. Russek², R. Russo⁸⁴,
 A. Rustamov⁸¹, E. Ryabinkin¹⁴⁰, Y. Ryabov¹⁴⁰, A. Rybicki¹⁰⁷, H. Ryttonen¹¹⁵,
 W. Rzesza¹³³, O.A.M. Saarimaki⁴³, R. Sadek¹⁰⁴, S. Sadhu³¹, S. Sadvovsky¹⁴⁰,
 J. Saetre²⁰, K. Šafařík³⁵, S. Saha⁸⁰, B. Sahoo⁴⁶, R. Sahoo⁴⁷, S. Sahoo⁶⁰, D. Sahu⁴⁷,
 P.K. Sahu⁶⁰, J. Saini¹³², K. Sajdakova³⁷, S. Sakai¹²³, M.P. Salvan⁹⁸, S. Sambyal⁹¹,
 T.B. Saramela¹¹⁰, D. Sarkar¹³⁴, N. Sarkar¹³², P. Sarma⁴¹, V. Sarritzu²², V.M. Sarti⁹⁶,
 M.H.P. Sas¹³⁷, J. Schambach⁸⁷, H.S. Scheid⁶³, C. Schiaua⁴⁵, R. Schicker⁹⁵,
 A. Schmah⁹⁵, C. Schmidt⁹⁸, H.R. Schmidt⁹⁴, M.O. Schmidt³², M. Schmidt⁹⁴,
 N.V. Schmidt⁸⁷, A.R. Schmier¹²⁰, R. Schotter¹²⁷, J. Schukraft³², K. Schwarz⁹⁸,
 K. Schweda⁹⁸, G. Scioli²⁵, E. Scomparin⁵⁵, J.E. Seger¹⁴, Y. Sekiguchi¹²²,
 D. Sekihata¹²², I. Selyuzhenkov^{98,140}, S. Senyukov¹²⁷, J.J. Seo⁵⁷, D. Serebryakov¹⁴⁰,
 L. Šerkšnytė⁹⁶, A. Sevcenco⁶², T.J. Shaba⁶⁷, A. Shabetai¹⁰⁴, R. Shahoyan³²,
 A. Shangaraev¹⁴⁰, A. Sharma⁹⁰, D. Sharma⁴⁶, H. Sharma¹⁰⁷, M. Sharma⁹¹, N. Sharma⁹⁰,
 S. Sharma⁷⁶, S. Sharma⁹¹, U. Sharma⁹¹, A. Shatat⁷², O. Sheibani¹¹⁴, K. Shigaki⁹³,
 M. Shimomura⁷⁷, S. Shirinkin¹⁴⁰, Q. Shou³⁹, Y. Sibiriak¹⁴⁰, S. Siddhanta⁵¹,
 T. Siemiarczuk⁷⁹, T.F. Silva¹¹⁰, D. Silvermyr⁷⁵, T. Simantathammakul¹⁰⁵,
 R. Simeonov³⁶, G. Simonetti³², B. Singh⁹¹, B. Singh⁹⁶, R. Singh⁸⁰, R. Singh⁹¹,
 R. Singh⁴⁷, S. Singh¹⁵, V.K. Singh¹³², V. Singhal¹³², T. Sinha¹⁰⁰, B. Sitar¹²,
 M. Sitta^{130,55}, T.B. Skaali¹⁹, G. Skorodumovs⁹⁵, M. Slupecki⁴³, N. Smirnov¹³⁷,
 R.J.M. Snellings⁵⁸, E.H. Solheim¹⁹, C. Soncco¹⁰², J. Song¹¹⁴, A. Songmoonak¹⁰⁵,
 F. Soramel²⁷, S. Sorensen¹²⁰, R. Spijkers⁸⁴, I. Sputowska¹⁰⁷, J. Staa⁷⁵, J. Stachel⁹⁵,
 I. Stan⁶², P.J. Steffanic¹²⁰, S.F. Stiefelmaier⁹⁵, D. Stocco¹⁰⁴, I. Storehaug¹⁹,
 M.M. Storetvedt³⁴, P. Stratmann¹³⁵, S. Strazzi²⁵, C.P. Stylianidis⁸⁴, A.A.P. Suaide¹¹⁰,
 C. Suire⁷², M. Sukhanov¹⁴⁰, M. Suljic³², V. Sumberia⁹¹, S. Sumowidagdo⁸²,

S. Swain⁶⁰, I. Szarka¹², U. Tabassam¹³, S.F. Taghavi⁹⁶, G. Taillepied⁹⁸, J. Takahashi¹¹¹, G.J. Tambave²⁰, S. Tang^{125,6}, Z. Tang¹¹⁸, J.D. Tapia Takaki¹¹⁶, N. Tapus¹²⁴, L.A. Tarasovicova¹³⁵, M.G. Tarzila⁴⁵, G.F. Tassielli³¹, A. Tauro³², A. Telesca³², L. Terlizzi²⁴, C. Terrevoli¹¹⁴, G. Tersimonov³, D. Thomas¹⁰⁸, A. Tikhonov¹⁴⁰, A.R. Timmins¹¹⁴, M. Tkacik¹⁰⁶, T. Tkacik¹⁰⁶, A. Toia⁶³, R. Tokumoto⁹³, N. Topilskaya¹⁴⁰, M. Toppi⁴⁸, F. Torales-Acosta¹⁸, T. Tork⁷², A.G. Torres Ramos³¹, A. Trifiró^{30,52}, A.S. Triolo^{30,52}, S. Tripathy⁵⁰, T. Tripathy⁴⁶, S. Trogolo³², V. Trubnikov³, W.H. Trzaska¹¹⁵, T.P. Trzcinski¹³³, R. Turrisi⁵³, T.S. Tveter¹⁹, K. Ullaland²⁰, B. Ulukutlu⁹⁶, A. Uras¹²⁶, M. Urioni^{54,131}, G.L. Usai²², M. Vala³⁷, N. Valle²¹, S. Vallero⁵⁵, L.V.R. van Doremalen⁵⁸, M. van Leeuwen⁸⁴, C.A. van Veen⁹⁵, R.J.G. van Weelden⁸⁴, P. Vande Vyvre³², D. Varga¹³⁶, Z. Varga¹³⁶, M. Varga-Kofarago¹³⁶, M. Vasileiou⁷⁸, A. Vasiliev¹⁴⁰, O. Vázquez Doce⁹⁶, V. Vechernin¹⁴⁰, E. Vercellin²⁴, S. Vergara Limón⁴⁴, L. Vermunt⁹⁸, R. Vértesi¹³⁶, M. Verweij⁵⁸, L. Vickovic³³, Z. Vilakazi¹²¹, O. Villalobos Baillie¹⁰¹, G. Vino⁴⁹, A. Vinogradov¹⁴⁰, T. Virgili²⁸, V. Vislavicius⁸³, A. Vodopyanov¹⁴¹, B. Volkel³², M.A. Völkl⁹⁵, K. Voloshin¹⁴⁰, S.A. Voloshin¹³⁴, G. Volpe³¹, B. von Haller³², I. Vorobyev⁹⁶, N. Vozniuk¹⁴⁰, J. Vrláková³⁷, B. Wagner²⁰, C. Wang³⁹, D. Wang³⁹, M. Weber¹⁰³, A. Wegrzynek³², F.T. Weiglhofer³⁸, S.C. Wenzel³², J.P. Wessels¹³⁵, S.L. Weyhmiller¹³⁷, J. Wiechula⁶³, J. Wikne¹⁹, G. Wilk⁷⁹, J. Wilkinson⁹⁸, G.A. Willems¹³⁵, B. Windelband⁹⁵, M. Winn¹²⁸, J.R. Wright¹⁰⁸, W. Wu³⁹, Y. Wu¹¹⁸, R. Xu⁶, A. Yadav⁴², A.K. Yadav¹³², S. Yalcin⁷¹, Y. Yamaguchi⁹³, K. Yamakawa⁹³, S. Yang²⁰, S. Yano⁹³, Z. Yin⁶, I.-K. Yoo¹⁶, J.H. Yoon⁵⁷, S. Yuan²⁰, A. Yuncu⁹⁵, V. Zaccolo²³, C. Zampolli³², H.J.C. Zanoli⁵⁸, F. Zanone⁹⁵, N. Zardoshti^{32,101}, A. Zarochentsev¹⁴⁰, P. Závada⁶¹, N. Zaviyalov¹⁴⁰, M. Zhalov¹⁴⁰, B. Zhang⁶, S. Zhang³⁹, X. Zhang⁶, Y. Zhang¹¹⁸, Z. Zhang⁶, M. Zhao¹⁰, V. Zhrebchevskii¹⁴⁰, Y. Zhi¹⁰, N. Zhigareva¹⁴⁰, D. Zhou⁶, Y. Zhou⁸³, J. Zhu^{98,6}, Y. Zhu⁶, G. Zinovjev^{1,3}, N. Zurlo^{131,54}

¹ A.I. Alikhanyan National Science Laboratory (Yerevan Physics Institute) Foundation, Yerevan, Armenia

² AGH University of Science and Technology, Cracow, Poland

³ Bogolyubov Institute for Theoretical Physics, National Academy of Sciences of Ukraine, Kiev, Ukraine

⁴ Bose Institute, Department of Physics and Centre for Astroparticle Physics and Space Science (CAPSS), Kolkata, India

⁵ California Polytechnic State University, San Luis Obispo, California, United States

⁶ Central China Normal University, Wuhan, China

⁷ Centro de Aplicaciones Tecnológicas y Desarrollo Nuclear (CEADEN), Havana, Cuba

⁸ Centro de Investigación y de Estudios Avanzados (CINVESTAV), Mexico City and Mérida, Mexico

⁹ Chicago State University, Chicago, Illinois, United States

¹⁰ China Institute of Atomic Energy, Beijing, China

¹¹ Chungbuk National University, Cheongju, Republic of Korea

¹² Comenius University Bratislava, Faculty of Mathematics, Physics and Informatics, Bratislava, Slovak Republic

¹³ COMSATS University Islamabad, Islamabad, Pakistan

¹⁴ Creighton University, Omaha, Nebraska, United States

¹⁵ Department of Physics, Aligarh Muslim University, Aligarh, India

¹⁶ Department of Physics, Pusan National University, Pusan, Republic of Korea

¹⁷ Department of Physics, Sejong University, Seoul, Republic of Korea

- ¹⁸ *Department of Physics, University of California, Berkeley, California, United States*
- ¹⁹ *Department of Physics, University of Oslo, Oslo, Norway*
- ²⁰ *Department of Physics and Technology, University of Bergen, Bergen, Norway*
- ²¹ *Dipartimento di Fisica, Università di Pavia, Pavia, Italy*
- ²² *Dipartimento di Fisica dell'Università and Sezione INFN, Cagliari, Italy*
- ²³ *Dipartimento di Fisica dell'Università and Sezione INFN, Trieste, Italy*
- ²⁴ *Dipartimento di Fisica dell'Università and Sezione INFN, Turin, Italy*
- ²⁵ *Dipartimento di Fisica e Astronomia dell'Università and Sezione INFN, Bologna, Italy*
- ²⁶ *Dipartimento di Fisica e Astronomia dell'Università and Sezione INFN, Catania, Italy*
- ²⁷ *Dipartimento di Fisica e Astronomia dell'Università and Sezione INFN, Padova, Italy*
- ²⁸ *Dipartimento di Fisica 'E.R. Caianiello' dell'Università and Gruppo Collegato INFN, Salerno, Italy*
- ²⁹ *Dipartimento DISAT del Politecnico and Sezione INFN, Turin, Italy*
- ³⁰ *Dipartimento di Scienze MIFT, Università di Messina, Messina, Italy*
- ³¹ *Dipartimento Interateneo di Fisica 'M. Merlin' and Sezione INFN, Bari, Italy*
- ³² *European Organization for Nuclear Research (CERN), Geneva, Switzerland*
- ³³ *Faculty of Electrical Engineering, Mechanical Engineering and Naval Architecture, University of Split, Split, Croatia*
- ³⁴ *Faculty of Engineering and Science, Western Norway University of Applied Sciences, Bergen, Norway*
- ³⁵ *Faculty of Nuclear Sciences and Physical Engineering, Czech Technical University in Prague, Prague, Czech Republic*
- ³⁶ *Faculty of Physics, Sofia University, Sofia, Bulgaria*
- ³⁷ *Faculty of Science, P.J. Šafárik University, Košice, Slovak Republic*
- ³⁸ *Frankfurt Institute for Advanced Studies, Johann Wolfgang Goethe-Universität Frankfurt, Frankfurt, Germany*
- ³⁹ *Fudan University, Shanghai, China*
- ⁴⁰ *Gangneung-Wonju National University, Gangneung, Republic of Korea*
- ⁴¹ *Gauhati University, Department of Physics, Guwahati, India*
- ⁴² *Helmholtz-Institut für Strahlen- und Kernphysik, Rheinische Friedrich-Wilhelms-Universität Bonn, Bonn, Germany*
- ⁴³ *Helsinki Institute of Physics (HIP), Helsinki, Finland*
- ⁴⁴ *High Energy Physics Group, Universidad Autónoma de Puebla, Puebla, Mexico*
- ⁴⁵ *Horia Hulubei National Institute of Physics and Nuclear Engineering, Bucharest, Romania*
- ⁴⁶ *Indian Institute of Technology Bombay (IIT), Mumbai, India*
- ⁴⁷ *Indian Institute of Technology Indore, Indore, India*
- ⁴⁸ *INFN, Laboratori Nazionali di Frascati, Frascati, Italy*
- ⁴⁹ *INFN, Sezione di Bari, Bari, Italy*
- ⁵⁰ *INFN, Sezione di Bologna, Bologna, Italy*
- ⁵¹ *INFN, Sezione di Cagliari, Cagliari, Italy*
- ⁵² *INFN, Sezione di Catania, Catania, Italy*
- ⁵³ *INFN, Sezione di Padova, Padova, Italy*
- ⁵⁴ *INFN, Sezione di Pavia, Pavia, Italy*
- ⁵⁵ *INFN, Sezione di Torino, Turin, Italy*
- ⁵⁶ *INFN, Sezione di Trieste, Trieste, Italy*
- ⁵⁷ *Inha University, Incheon, Republic of Korea*
- ⁵⁸ *Institute for Gravitational and Subatomic Physics (GRASP), Utrecht University/Nikhef, Utrecht, Netherlands*
- ⁵⁹ *Institute of Experimental Physics, Slovak Academy of Sciences, Košice, Slovak Republic*
- ⁶⁰ *Institute of Physics, Homi Bhabha National Institute, Bhubaneswar, India*
- ⁶¹ *Institute of Physics of the Czech Academy of Sciences, Prague, Czech Republic*
- ⁶² *Institute of Space Science (ISS), Bucharest, Romania*
- ⁶³ *Institut für Kernphysik, Johann Wolfgang Goethe-Universität Frankfurt, Frankfurt, Germany*
- ⁶⁴ *Instituto de Ciencias Nucleares, Universidad Nacional Autónoma de México, Mexico City, Mexico*

- ⁶⁵ *Instituto de Física, Universidade Federal do Rio Grande do Sul (UFRGS), Porto Alegre, Brazil*
- ⁶⁶ *Instituto de Física, Universidad Nacional Autónoma de México, Mexico City, Mexico*
- ⁶⁷ *iThemba LABS, National Research Foundation, Somerset West, South Africa*
- ⁶⁸ *Jeonbuk National University, Jeonju, Republic of Korea*
- ⁶⁹ *Johann-Wolfgang-Goethe Universität Frankfurt Institut für Informatik, Fachbereich Informatik und Mathematik, Frankfurt, Germany*
- ⁷⁰ *Korea Institute of Science and Technology Information, Daejeon, Republic of Korea*
- ⁷¹ *KTO Karatay University, Konya, Turkey*
- ⁷² *Laboratoire de Physique des 2 Infinis, Irène Joliot-Curie, Orsay, France*
- ⁷³ *Laboratoire de Physique Subatomique et de Cosmologie, Université Grenoble-Alpes, CNRS-IN2P3, Grenoble, France*
- ⁷⁴ *Lawrence Berkeley National Laboratory, Berkeley, California, United States*
- ⁷⁵ *Lund University Department of Physics, Division of Particle Physics, Lund, Sweden*
- ⁷⁶ *Nagasaki Institute of Applied Science, Nagasaki, Japan*
- ⁷⁷ *Nara Women's University (NWU), Nara, Japan*
- ⁷⁸ *National and Kapodistrian University of Athens, School of Science, Department of Physics, Athens, Greece*
- ⁷⁹ *National Centre for Nuclear Research, Warsaw, Poland*
- ⁸⁰ *National Institute of Science Education and Research, Homi Bhabha National Institute, Jatni, India*
- ⁸¹ *National Nuclear Research Center, Baku, Azerbaijan*
- ⁸² *National Research and Innovation Agency — BRIN, Jakarta, Indonesia*
- ⁸³ *Niels Bohr Institute, University of Copenhagen, Copenhagen, Denmark*
- ⁸⁴ *Nikhef, National institute for subatomic physics, Amsterdam, Netherlands*
- ⁸⁵ *Nuclear Physics Group, STFC Daresbury Laboratory, Daresbury, United Kingdom*
- ⁸⁶ *Nuclear Physics Institute of the Czech Academy of Sciences, Husinec-Řež, Czech Republic*
- ⁸⁷ *Oak Ridge National Laboratory, Oak Ridge, Tennessee, United States*
- ⁸⁸ *Ohio State University, Columbus, Ohio, United States*
- ⁸⁹ *Physics department, Faculty of science, University of Zagreb, Zagreb, Croatia*
- ⁹⁰ *Physics Department, Panjab University, Chandigarh, India*
- ⁹¹ *Physics Department, University of Jammu, Jammu, India*
- ⁹² *Physics Department, University of Rajasthan, Jaipur, India*
- ⁹³ *Physics Program and International Institute for Sustainability with Knotted Chiral Meta Matter (SKCM2), Hiroshima University, Hiroshima, Japan*
- ⁹⁴ *Physikalisches Institut, Eberhard-Karls-Universität Tübingen, Tübingen, Germany*
- ⁹⁵ *Physikalisches Institut, Ruprecht-Karls-Universität Heidelberg, Heidelberg, Germany*
- ⁹⁶ *Physik Department, Technische Universität München, Munich, Germany*
- ⁹⁷ *Politecnico di Bari and Sezione INFN, Bari, Italy*
- ⁹⁸ *Research Division and ExtreMe Matter Institute EMMI, GSI Helmholtzzentrum für Schwerionenforschung GmbH, Darmstadt, Germany*
- ⁹⁹ *Saga University, Saga, Japan*
- ¹⁰⁰ *Saha Institute of Nuclear Physics, Homi Bhabha National Institute, Kolkata, India*
- ¹⁰¹ *School of Physics and Astronomy, University of Birmingham, Birmingham, United Kingdom*
- ¹⁰² *Sección Física, Departamento de Ciencias, Pontificia Universidad Católica del Perú, Lima, Peru*
- ¹⁰³ *Stefan Meyer Institut für Subatomare Physik (SMI), Vienna, Austria*
- ¹⁰⁴ *SUBATECH, IMT Atlantique, Nantes Université, CNRS-IN2P3, Nantes, France*
- ¹⁰⁵ *Suranaree University of Technology, Nakhon Ratchasima, Thailand*
- ¹⁰⁶ *Technical University of Košice, Košice, Slovak Republic*
- ¹⁰⁷ *The Henryk Niewodniczanski Institute of Nuclear Physics, Polish Academy of Sciences, Cracow, Poland*
- ¹⁰⁸ *The University of Texas at Austin, Austin, Texas, United States*
- ¹⁰⁹ *Universidad Autónoma de Sinaloa, Culiacán, Mexico*
- ¹¹⁰ *Universidade de São Paulo (USP), São Paulo, Brazil*

- ¹¹¹ *Universidade Estadual de Campinas (UNICAMP), Campinas, Brazil*
- ¹¹² *Universidade Federal do ABC, Santo Andre, Brazil*
- ¹¹³ *University of Cape Town, Cape Town, South Africa*
- ¹¹⁴ *University of Houston, Houston, Texas, United States*
- ¹¹⁵ *University of Jyväskylä, Jyväskylä, Finland*
- ¹¹⁶ *University of Kansas, Lawrence, Kansas, United States*
- ¹¹⁷ *University of Liverpool, Liverpool, United Kingdom*
- ¹¹⁸ *University of Science and Technology of China, Hefei, China*
- ¹¹⁹ *University of South-Eastern Norway, Kongsberg, Norway*
- ¹²⁰ *University of Tennessee, Knoxville, Tennessee, United States*
- ¹²¹ *University of the Witwatersrand, Johannesburg, South Africa*
- ¹²² *University of Tokyo, Tokyo, Japan*
- ¹²³ *University of Tsukuba, Tsukuba, Japan*
- ¹²⁴ *University Politehnica of Bucharest, Bucharest, Romania*
- ¹²⁵ *Université Clermont Auvergne, CNRS/IN2P3, LPC, Clermont-Ferrand, France*
- ¹²⁶ *Université de Lyon, CNRS/IN2P3, Institut de Physique des 2 Infinis de Lyon, Lyon, France*
- ¹²⁷ *Université de Strasbourg, CNRS, IPHC UMR 7178, F-67000 Strasbourg, France, Strasbourg, France*
- ¹²⁸ *Université Paris-Saclay Centre d'Etudes de Saclay (CEA), IRFU, Département de Physique Nucléaire (DPhN), Saclay, France*
- ¹²⁹ *Università degli Studi di Foggia, Foggia, Italy*
- ¹³⁰ *Università del Piemonte Orientale, Vercelli, Italy*
- ¹³¹ *Università di Brescia, Brescia, Italy*
- ¹³² *Variable Energy Cyclotron Centre, Homi Bhabha National Institute, Kolkata, India*
- ¹³³ *Warsaw University of Technology, Warsaw, Poland*
- ¹³⁴ *Wayne State University, Detroit, Michigan, United States*
- ¹³⁵ *Westfälische Wilhelms-Universität Münster, Institut für Kernphysik, Münster, Germany*
- ¹³⁶ *Wigner Research Centre for Physics, Budapest, Hungary*
- ¹³⁷ *Yale University, New Haven, Connecticut, United States*
- ¹³⁸ *Yonsei University, Seoul, Republic of Korea*
- ¹³⁹ *Zentrum für Technologie und Transfer (ZTT), Worms, Germany*
- ¹⁴⁰ *Affiliated with an institute covered by a cooperation agreement with CERN*
- ¹⁴¹ *Affiliated with an international laboratory covered by a cooperation agreement with CERN*

^I *Deceased*

^{II} *Also at: Max-Planck-Institut für Physik, Munich, Germany*

^{III} *Also at: Italian National Agency for New Technologies, Energy and Sustainable Economic Development (ENEA), Bologna, Italy*

^{IV} *Also at: Dipartimento DET del Politecnico di Torino, Turin, Italy*

^V *Also at: Department of Applied Physics, Aligarh Muslim University, Aligarh, India*

^{VI} *Also at: Institute of Theoretical Physics, University of Wrocław, Poland*

^{VII} *Also at: An institution covered by a cooperation agreement with CERN*