

Goswami, K.; Gotovac, S.; Grabski, V.; Graczykowski, L. K.; Grecka, E.; Grelli, A.; Grigoras, C.; Grigoriev, V.; Grigoryan, S.; Grosa, F.; Grosse-Oetringhaus, J. F.; Grosso, R.; Grund, D.; Grunwald, N. A.; Guardiano, G. G.; Guernane, R.; Guilbaud, M.; Gulbrandsen, K.; Gündem, T.; Gunji, T.; Guo, W.; Gupta, A.; Gupta, R.; Gupta, R.; Gwizdziel, K.; Gyulai, L.; Hadjidakis, C.; Haider, F. U.; Haidlova, S.; Hamagaki, H.; Hamdi, A.; Han, Y.; Hanley, B. G.; Hannigan, R.; Hansen, J.; Haque, M. R.; Harris, J. W.; Harton, A.; Hassan, H.; Hatzifotiadou, D.; Hauer, P.; Havener, L. B.; Heckel, S. T.; Hellbär, E.; Helstrup, H.; Hemmer, M.; Herman, T.; Herrera Corral, G.; Herrmann, F.; Herrmann, S.; Het, K. F.; Heybeck, B.; Hillemanns, H.; Hippolyte, B.; Hoffmann, F. W.; Hofman, B.; Hong, G. H.; Horst, M.; Horzyk, A.; Hou, Y.; Hristov, P.; Hughes, C.; Huhn, P.; Huhta, L. M.; Humanic, T. J.; Hutson, A.; Hutter, D.; Ilkaev, R.; Ilyas, H.; Inaba, M.; Innocenti, G. M.; Ippolitov, M.; Isakov, A.; Isidori, T.; Islam, M. S.; Ivanov, M.; Ivanov, M.; Ivanov, V.; Iversen, K. E.; Jablonski, M.; Jacak, B.; Jacazio, N.; Jacobs, P. M.; Jadlovska, S.; Jadlovsky, J.; Jaelani, S.; Jahnke, C.; Jakubowska, M. J.; Janik, M. A.; Janson, T.; Ji, S.; Jia, S.; Jimenez, A. A. P.; Jonas, F.; Jones, D. M.; Jowett, J. M.; Jung, J.; Jung, M.; Junique, A.; Jusko, A.; Kabus, M. J.; Kaewjai, J.; Kalinak, P.; Kalteyer, A. S.; Kalweit, A.; Kaplin, V.; Karasu Uysal, A.; Karatovic, D.; Karavichev, O.; Karavicheva, T.; Karczmarczyk, P.; Karpechev, E.; Kebschull, U.; Keidel, R.; Keijdener, D. L. D.; Keil, M.; Ketzer, B.; Khade, S. S.; Khan, A. M.; Khan, S.; Khanzadeev, A.; Kharlov, Y.; Khatun, A.; Khuntia, A.; Kileng, B.; Kim, B.; Kim, C.; Kim, D. J.; Kim, E. J.; Kim, J.; Kim, J. S.; Kim, J.; Kim, J.; Kim, M.; Kim, S.; Kim, T.; Kimura, K.; Kirsch, S.; Kisel, I.; Kiselev, S.; Kisiel, A.; Kitowski, J. P.; Klay, J. L.; Klein, J.; Klein, S.; Klein-Bösing, C.; Kleiner, M.; Klemenz, T.; Kluge, A.; Knospe, A. G.; Kobdaj, C.; Kollegger, T.; Kondratyev, A.; Kondratyeva, N.; Kondratyuk, E.; König, J.; Königstorfer, S. A.; Konopka, P. J.; Kornakov, G.; Korwieser, M.; Koryciak, S. D.; Kotliarov, A.; Kovalenko, V.; Kowalski, M.; Kozhuharov, V.; Králik, I.; Kraváková, A.; Krcal, L.; Krivda, M.; Krizek, F.; Krizkova Gajdosova, K.; Kroesen, M.; Krüger, M.; Krupova, D. M.; Kryshen, E.; Kuera, V.; Kuhn, C.; Kuijter, P. G.; Kumaoka, T.; Kumar, D.; Kumar, L.; Kumar, N.; Kumar, S.; Kundu, S.; Kurashvili, P.; Kurepin, A.; Kurepin, A. B.; Kuryakin, A.; Kushpil, S.; Kuskov, V.; Kweon, M. J.; Kwon, Y.; La Pointe, S. L.; La Rocca, P.; Lakrathok, A.; Lamanna, M.; Landou, A. R.; Langoy, R.; Larionov, P.; Laudi, E.; Lautner, L.; Lavicka, R.; Lea, R.; Lee, H.; Leg, I.; Legras, G.; Lehrbach, J.; Lelek, T. M.; Lemmon, R. C.; León Monzón, I.; Lesch, M. M.; Lesser, E. D.; Lévai, P.; Li, X.; Lien, J.; Lietava, R.; Likmeta, I.; Lim, B.; Lim, S. H.; Lindenstruth, V.; Lindner, A.; Lippmann, C.; Liu, D. H.; Liu, J.; Liveraro, G. S. S.; Lofnes, I. M.; Loizides, C.; Lokos, S.; Lömker, J.; Loncar, P.; Lopez, X.; López Torres, E.; Lu, P.; Lugo, F. V.; Luhder, J. R.; Lunardon, M.; Luparello, G.; Ma, Y. G.; Mager, M.; Maire, A.; Majerz, E. M.; Makariev, M. V.; Malaev, M.; Malfattore, G.; Malik, N. M.; Malik, Q. W.; Malik, S. K.; Malinina, L.; Mallick, D.; Mallick, N.; Mandaglio, G.; Mandal, S. K.; Manko, V.; Manso, F.; Manzari, V.; Mao, Y.; Marčjan, R. W.; Margagliotti, G. V.; Margotti, A.; Marín, A.; Markert, C.; Martinengo, P.; Martínez, M. I.; Martínez García, G.; Martins, M. P. P.; Masciocchi, S.; Maserà, M.; Masoni, A.; Massacrier, L.; Massen, O.; Mastroserio, A.; Matonoha, O.; Mattiazzo, S.; Matyja, A.; Mayer, C.; Mazuecos, A. L.; Mazzaschi, F.; Mazzilli, M.; Mdhluli, J. E.; Melikyan, Y.; Menchaca-Rocha, A.; Mendez, J. E. M.; Meninno, E.; Menon, A. S.; Meres, M.; Mhlanga, S.; Miake, Y.; Micheletti, L.; Mihaylov, D. L.; Mikhaylov, K.; Mishra, A. N.; Mikowiec, D.; Modak, A.; Mohanty, B.; Mohisin Khan, M.; Molander, M. A.; Monira, S.; Mordasini, C.; Moreira De Godoy, D. A.; Morozov, I.; Morsch, A.; Mrnjavac, T.; Muccifora, V.; Muhuri, S.; Mulligan, J. D.; Mulliri, A.; Munhoz, M. G.; Munzer, R. H.; Murakami, H.; Murray, S.; Musa, L.; Musinsky, J.; Myrcha, J. W.; Naik, B.; Nambrath, A. I.; Nandi, B. K.; Nania, R.; Nappi, E.; Nassirpour, A. F.; Nath, A.; Natrass, C.; Naydenov, M. N.; Neagu, A.; Negru, A.; Nekrasova, E.; Nellen, L.; Nepeivoda, R.; Nese, S.; Neskovic, G.; Nicassio, N.; Nielsen, B. S.; Nielsen, E. G.; Nikolaev, S.; Nikulin, S.; Nikulin, V.; Noferini, F.; Noh, S.; Nomokonov, P.; Norman, J.; Novitzky, N.; Nowakowski, P.; Nyanin, A.; Nyst, J.; Ogino, M.; Oh, S.; Ohlson, A.; Okorokov, V. A.; Oleniacz, J.; Oliveira Da Silva, A. C.; Onnerstad, A.; Oppedisano, C.; Ortiz Velasquez, A.; Otwinowski, J.; Oya, M.; Oyama, K.; Pachmayer, Y.; Padhan, S.; Pagano, D.; Pai, G.; Paisano-Guzmán, S.; Palasciano, A.; Panebianco, S.; Park, H.; Park, H.; Park, J.; Parkkila, J. E.; Patley, Y.; Patra, R. N.; Paul, B.; Pei, H.; Peitzmann, T.; Peng, X.; Pennisi, M.; Perciballi, S.; Peresunko, D.; Perez, G. M.; Pestov, Y.; Petrov, V.; Petrovici, M.; Pezzi, R. P.; Piano, S.; Pikna, M.; Pillot, P.; Pinazza, O.; Pinsky, L.; Pinto, C.; Pisano, S.; Posko, M.; Planinic, M.; Pliquet, F.; Poghosyan, M. G.; Polichtchouk, B.; Politano, S.; Poljak, N.; Pop, A.; Porteboeuf-Houssais, S.; Pozdniakov, V.; Pozos, I. Y.; Pradhan, K. K.; Prasad, S. K.; Prasad, S.; Preghenella, R.; Prino, F.; Pruneau, C. A.; Pshenichnov, I.; Puccio, M.; Pucillo, S.; Pugelova, Z.; Qiu, S.; Quaglia, L.; Ragoni, S.; Rai, A.; Rakotozafindrabe, A.; Ramello, L.; Rami, F.; Rancien, T. A.; Rasa, M.; Räsänen, S. S.; Rath, R.; Rauch, M. P.; Ravasenga, I.; Read, K. F.; Reckziegel, C.; Redelbach, A. R.; Redlich, K.; Reetz, C. A.; Regules-Medel, H. D.; Rehman, A.; Reidt, F.; Reme-Ness, H. A.; Rescakova, Z.; Reygers, K.; Riabov, A.; Riabov, V.; Ricci, R.; Richter, M.; Riedel, A. A.; Riegler, W.; Riffero, A. G.; Ristea, C.; Rodriguez, M. V.; Rodríguez Cahuantzi, M.; Rodríguez Ramírez, S. A.; Røed, K.; Rogalev, R.; Rogochaya, E.; Rogoschinski, T. S.; Rohr, D.; Röhrich, D.; Rojas, P. F.; Rojas Torres, S.; Rokita, P. S.; Romanenko, G.; Ronchetti, F.; Rosano, A.; Rosas, E. D.; Roslon, K.; Rossi, A.; Roy, A.; Roy, S.; Rubini, N.; Ruggiano, D.; Rui, R.; Russek, P. G.; Russo, R.; Rustamov, A.; Ryabinkin, E.; Ryabov, Y.; Rybicki, A.; Rytkonen, H.; Ryu, J.; Rzesza, W.; Saarimaki, O. A. M.; Sadhu, S.; Sadovsky, S.; Saetre, J.; Šafaik, K.; Saha, P.; Saha, S. K.; Saha, S.; Sahoo, B.; Sahoo, B.; Sahoo, R.; Sahoo, S.; Sahu, D.; Sahu, P. K.; Saini, J.; Sajdakova, K.; Sakai, S.; Salvan, M. P.; Sambyal, S.; Samitz, D.; Sanna, I.; Saramela, T. B.; Sarma, P.; Sarritzu, V.; Sarti, V. M.; Sas, M. H. P.; Sawan, S.; Schambach, J.; Scheid, H. S.; Schiaua, C.; Schicker, R.; Schlepper, F.; Schmah, A.; Schmidt, C.; Schmidt, H. R.; Schmidt, M. O.; Schmidt, M.; Schmidt, N. V.; Schmier, A. R.; Schotter, R.; Schröter, A.; Schukraft, J.; Schweda, K.; Scioli, G.; Scomparin, E.; Seger, J. E.; Sekiguchi, Y.; Sekihata, D.; Selina, M.; Selyuzhenkov, I.; Senyukov, S.; Seo, J. J.; Serebryakov, D.; Šerkšnyt, L.; Sevcenco, A.; Shaba, T. J.; Shabetai, A.; Shahoyan, R.; Shangaraev, A.; Sharma, A.; Sharma, B.; Sharma, D.; Sharma, H.; Sharma, M.; Sharma, S.; Sharma, S.; Sharma, U.; Shatat, A.; Sheibani, O.; Shigaki, K.; Shimomura, M.; Shin, J.; Shirinkin, S.; Shou, Q.; Sibirak, Y.; Siddhanta, S.; Siemiarczuk, T.;

Silva, T. F.; Silvermyr, D.; Simantathammakul, T.; Simeonov, R.; Singh, B.; Singh, B.; Singh, K.; Singh, R.; Singh, R.; Singh, R.; Singh, S.; Singh, V. K.; Singhal, V.; Sinha, T.; Sitar, B.; Sitta, M.; Skaali, T. B.; Skorodumovs, G.; Slupecki, M.; Smirnov, N.; Snellings, R. J. M.; Solheim, E. H.; Song, J.; Sonnabend, C.; Soramel, F.; Soto-hernandez, A. B.; Spijkers, R.; Sputowska, I.; Staa, J.; Stachel, J.; Stan, I.; Steffanic, P. J.; Stiefelmaier, S. F.; Stocco, D.; Storehaug, I.; Stratmann, P.; Strazzi, S.; Sturniolo, A.; Stylianidis, C. P.; Suaide, A. A. P.; Suire, C.; Sukhanov, M.; Suljic, M.; Sultanov, R.; Sumberia, V.; Sumowidagdo, S.; Swain, S.; Szarka, I.; Szymkowski, M.; Taghavi, S. F.; Taillepie, G.; Takahashi, J.; Tambave, G. J.; Tang, S.; Tang, Z.; Tapia Takaki, J. D.; Tapus, N.; Tarasovicova, L. A.; Tarzila, M. G.; Tassielli, G. F.; Tauro, A.; Tavera García, A.; Tejada Muñoz, G.; Telesca, A.; Terlizzi, L.; Terrevoli, C.; Thakur, S.; Thomas, D.; Tikhonov, A.; Tiltmann, N.; Timmins, A. R.; Tkacik, M.; Tkacik, T.; Toia, A.; Tokumoto, R.; Tomohiro, K.; Topilskaya, N.; Toppi, M.; Tork, T.; Torres, V. V.; Torres Ramos, A. G.; Trifiró, A.; Triolo, A. S.; Tripathy, S.; Tripathy, T.; Trogolo, S.; Trubnikov, V.; Trzaska, W. H.; Trzcinski, T. P.; Tumkin, A.; Turrisi, R.; Tveter, T. S.; Ulla, K.; Ulukutlu, B.; Uras, A.; Usai, G. L.; Vala, M.; Valle, N.; van Doremalen, L. V. R.; van Leeuwen, M.; van Veen, C. A.; van Weelden, R. J. G.; Vande Vyvre, P.; Varga, D.; Varga, Z.; Vargas Torres, P.; Vasileiou, M.; Vasiliev, A.; Vázquez Doce, O.; Vazquez Rueda, O.; Vechernin, V.; Vercellin, E.; Vergara Limón, S.; Verma, R.; Vermunt, L.; Vértesi, R.; Verweij, M.; Vickovic, L.; Vilakazi, Z.; Villalobos Baillie, O.; Villani, A.; Vinogradov, A.; Virgili, T.; Virta, M. M. O.; Vislavicius, V.; Vodopyanov, A.; Volkel, B.; Völkl, M. A.; Voloshin, K.; Voloshin, S. A.; Volpe, G.; von Haller, B.; Vorobyev, I.; Vozniuk, N.; Vrláková, J.; Wan, J.; Wang, C.; Wang, D.; Wang, Y.; Wang, Y.; Wegrzynek, A.; Weiglhofer, F. T.; Wenzel, S. C.; Wessels, J. P.; Wiechula, J.; Wikne, J.; Wilk, G.; Wilkinson, J.; Willems, G. A.; Windel, B.; Winn, M.; Wright, J. R.; Wu, W.; Wu, Y.; Xu, R.; Yadav, A.; Yadav, A. K.; Yalcin, S.; Yamaguchi, Y.; Yang, S.; Yano, S.; Yeats, E. R.; Yin, Z.; Yoo, I. -K.; Yoon, J. H.; Yu, H.; Yuan, S.; Yuncu, A.; Zaccolo, V.; Zampolli, C.; Zanone, F.; Zardoshti, N.; Zarochentsev, A.; Závada, P.; Zaviyalov, N.; Zhalov, M.; Zhang, B.; Zhang, C.; Zhang, L.; Zhang, S.; Zhang, X.; Zhang, Y.; Zhang, Z.; Zhao, M.; Zherebchevskii, V.; Zhi, Y.; Zhou, D.; Zhou, Y.; Zhu, J.; Zhu, Y.; Zugravel, S. C.; Zurlo, N.. - In: JOURNAL OF HIGH ENERGY PHYSICS. - ISSN 1029-8479. - STAMPA. - 2024:1(2024), pp. 1-31. [10.1007/JHEP01(2024)056]

Charged-particle production as a function of the relative transverse activity classifier in pp, p–Pb, and Pb–Pb collisions at the LHC



ALICE

The ALICE collaboration

E-mail: alice-publications@cern.ch

ABSTRACT: Measurements of charged-particle production in pp, p–Pb, and Pb–Pb collisions in the toward, away, and transverse regions with the ALICE detector are discussed. These regions are defined event-by-event relative to the azimuthal direction of the charged trigger particle, which is the reconstructed particle with the largest transverse momentum (p_T^{trig}) in the range $8 < p_T^{\text{trig}} < 15$ GeV/ c . The toward and away regions contain the primary and recoil jets, respectively; both regions are accompanied by the underlying event (UE). In contrast, the transverse region perpendicular to the direction of the trigger particle is dominated by the so-called UE dynamics, and includes also contributions from initial- and final-state radiation. The relative transverse activity classifier, $R_T = N_{\text{ch}}^T / \langle N_{\text{ch}}^T \rangle$, is used to group events according to their UE activity, where N_{ch}^T is the charged-particle multiplicity per event in the transverse region and $\langle N_{\text{ch}}^T \rangle$ is the mean value over the whole analysed sample. The energy dependence of the R_T distributions in pp collisions at $\sqrt{s} = 2.76, 5.02, 7,$ and 13 TeV is reported, exploring the Koba-Nielsen-Olesen (KNO) scaling properties of the multiplicity distributions. The first measurements of charged-particle p_T spectra as a function of R_T in the three azimuthal regions in pp, p–Pb, and Pb–Pb collisions at $\sqrt{s_{\text{NN}}} = 5.02$ TeV are also reported. Data are compared with predictions obtained from the event generators PYTHIA 8 and EPOS LHC. This set of measurements is expected to contribute to the understanding of the origin of collective-like effects in small collision systems (pp and p–Pb).

KEYWORDS: Hadron-Hadron Scattering, Hard Scattering, Multi-Parton Interactions

ARXIV EPRINT: [2310.07490](https://arxiv.org/abs/2310.07490)

Contents

1	Introduction	1
2	Analysis procedure	4
2.1	Event and track selection	4
2.2	Corrections	6
2.3	Bayesian unfolding of the multiplicity distributions	6
2.4	Unfolding of the p_T spectra as a function of R_T	8
2.5	Systematic uncertainties	8
3	Results and discussion	11
3.1	Energy dependence of the relative transverse activity classifier	11
3.2	Transverse momentum spectra as a function of the relative transverse activity classifier	12
3.3	Average transverse momentum and integrated yield as a function of the relative transverse activity classifier	15
4	Conclusion	17
	The ALICE collaboration	23

1 Introduction

In proton-proton (pp) collisions in which a partonic scattering with large momentum transfer occurs, along with the particles originating from the hadronisation of the parton showers initiated by the hard-scattered partons (jets), also low- p_T particles from proton break-up (“proton remnants”) and multi-parton interactions (MPI), are produced [1]. This collection of low- p_T particles is termed as underlying event (UE). Understanding and accurate modelling such components is important to ensure a proper description of particle production in nuclear collisions. To this end, the kinematic region containing the fragmentation products of the main partonic scattering needs to be separated from the remaining UE part [2]. Experimentally, it is impossible to uniquely separate the UE from the event-by-event hard scattering process. However, the UA1 experiment in proton-antiproton collisions at CERN performed the first study of this kind by measuring the transverse energy density outside the leading jet, which is also known as jet pedestal region [3–5]. Another approach based on the definition of three distinct topological regions was introduced by the CDF Collaboration [6]. The three topological regions are defined from the angular difference between the trigger and associated particles, $|\Delta\varphi| = \varphi^{\text{assoc}} - \varphi^{\text{trig}}$, where φ^{trig} and φ^{assoc} refer to the value of the azimuthal angle for the trigger particle and for associated particles in the event, respectively [7]. The trigger particle is the one with the largest transverse momentum (p_T^{trig}) in the event, and the rest are termed as associated particles. The criteria for the definition of the different topological regions are depicted in figure 1. The toward region ($|\Delta\varphi| < \pi/3$) contains the

main jet while the away region ($|\Delta\varphi| > 2\pi/3$) may involve the fragments of the recoil jet. In general, these two regions are less sensitive to the UE. In contrast, the transverse region ($\pi/3 < |\Delta\varphi| < 2\pi/3$) is less affected by contributions from the hard scattering. However, this region is expected to contain particles from initial- and final-state radiation (ISR and FSR) [6]. Moreover, the multiplicity density in the transverse region in events with jets is known to be about twice the multiplicity density in minimum bias collisions due to a centrality bias induced by the presence of a hard scattering, which restricts the impact parameter fluctuations [7].

Recently, data at high multiplicity from pp collisions at RHIC [8] and from pp and p–Pb collisions at the LHC [9, 10] have shown striking similarities with heavy-ion data, such as collectivity and strangeness enhancement, which could be explained by the formation of a strongly-coupled quark-gluon plasma (sQGP) [11, 12]. In order to understand the origin of these collective-like effects in pp collisions, it is important to use observables sensitive to them and compare the data with models such as PYTHIA 8 [13] and EPOS LHC [14]. In PYTHIA 8, mechanisms like colour reconnection [15], rope hadronisation [16], and string shoving [17] can produce effects resembling those from a collective behaviour, while the core-corona approach implemented in EPOS LHC, including a collective expansion for the core, can describe some aspects of the data in pp and p–Pb collisions. Despite the similarities between the results from small collision system (pp and p–Pb collisions) and heavy-ion collisions, one of the major difficulties in getting a clear picture is to understand the selection biases and autocorrelation effects in different collision systems. By selecting a high event activity (high particle multiplicity) in small collision system, the event sample is naturally biased towards hard processes [7]. To overcome such selection biases and get an insight on how these biases affect the charged-particle p_T spectra, the transverse region can be used to build a new event classifier, R_T , which is expected to have low sensitivity to the hard processes [18]. The relative transverse activity classifier, R_T , is the ratio of the primary charged-particle multiplicity in the transverse region (N_{ch}^T) obtained event-by-event to the average value ($\langle N_{\text{ch}}^T \rangle$) [7, 18]. It is defined as

$$R_T = \frac{N_{\text{ch}}^T}{\langle N_{\text{ch}}^T \rangle}. \quad (1.1)$$

Although the purpose of R_T is to quantify the UE activity of the events, it can still be influenced by jet fragments, especially for events with high R_T values in experiments with limited acceptance [19, 20].

For small systems, R_T can help to reveal whether the properties of events with lower UE contribution (“low-UE”) are compatible with equivalent measurements in e^+e^- collisions (jet universality), and whether the scaling behaviour of events with higher UE contribution (“high-UE”) exhibits properties of non-trivial soft-QCD dynamics, such as colour reconnection or other phenomena [18, 21, 22]. The event classifier R_T has been recently used in the analysis of identified charged-particle production in pp collisions at $\sqrt{s} = 13$ TeV at the LHC [23]. In this paper, R_T is used for the first time for p–Pb and Pb–Pb collisions as well as pp collisions at lower centre-of-mass energies. The application of R_T to p–Pb and Pb–Pb data would provide a new set of multidimensional measurements, which can serve to improve the theoretical modelling of the complex interplay of hard and soft QCD processes across system sizes. This is particularly relevant for the new developments in PYTHIA 8 [24].

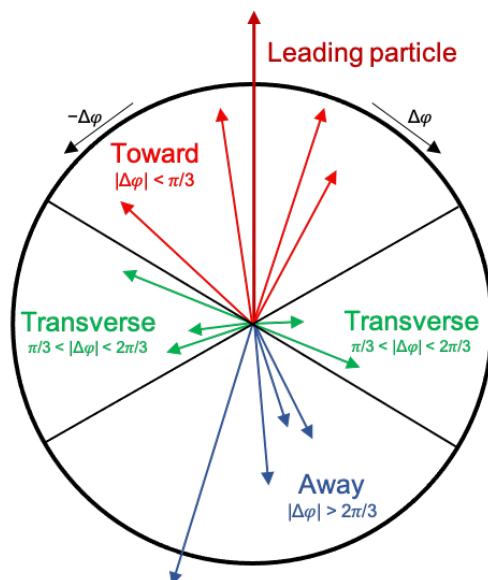


Figure 1. Schematic representation of the toward, transverse, and away regions in the azimuthal plane with respect to the leading particle, i.e. the particle with the highest p_T in the event. Figure taken from ref. [2].

The energy dependence of the R_T distributions in pp collisions at centre-of-mass energies $\sqrt{s} = 2.76, 5.02, 7,$ and 13 TeV is studied in this paper, exploring the KNO [25] scaling of the multiplicity distributions in the transverse region [21]. The KNO scaling is the hypothesis that at high \sqrt{s} the probability distributions $P(n)$ of producing n particles in a certain collision process should exhibit the scaling relation

$$P(n) = \frac{1}{\langle n \rangle} \Psi \left(\frac{n}{\langle n \rangle} \right), \quad (1.2)$$

with $\langle n \rangle$ being the average multiplicity. This means that after scaling with $\langle n \rangle$, measured $P(n)$ at different energies collapse onto a universal function Ψ [26]. The KNO scaling is expected in models which assume that a single pp collision is merely a superposition of a given number of elementary partonic collisions emitting particles independently [27]. Therefore, multi-parton interactions are expected to produce such an effect [21].

Also, a study on p_T -spectra of primary charged particles as a function of R_T in pp, p-Pb, and Pb-Pb collisions at a centre-of-mass energy per nucleon pair of $\sqrt{s_{NN}} = 5.02$ TeV on the R_T distributions is presented. The p_T spectra are studied in the toward, away, and transverse regions. The results from pp collisions are compared with predictions from PYTHIA 8 with Monash tune [28] (from now on referred to as PYTHIA 8) and EPOS LHC. For p-Pb and Pb-Pb collisions, data are compared with EPOS LHC and PYTHIA 8/Angantyr [24].

In pp collisions, the implementation of hard processes in PYTHIA 8 starts with the choice of the parton distribution functions (PDFs) of the protons. The next step is to simulate the hard scattering process, where partons from the colliding protons interact at high energies. This process is described using perturbative quantum chromodynamics (pQCD) calculations [13]. The event generation begins with a fixed order matrix element calculation

either in leading-order (LO), next-to-leading order (NLO) or beyond (NNLO) [29]. During the hard scattering process, partons may emit ISR and FSR which are simulated using parton shower algorithms [13]. PYTHIA 8 with Monash tune has a default parameterisation of the model based on MPI and colour reconnection. After the hard scattering and parton showering, coloured strings are formed between the final-state partons [30]. The hadronisation mechanism in PYTHIA 8 is based on the Lund string fragmentation model [13], followed by particle decays. The hadronisation process leads to the production of jets and the UE. The Angantyr model in PYTHIA 8 is an extrapolation of the pp dynamics to collisions with nuclei with a minimal set of tunable parameters that tries to describe the general features of the final state in p-A and A-A collisions, such as multiplicity and transverse momentum distributions, without including a hydrodynamic evolution. It is based on the Fritiof model and the number of participating nucleons is calculated using the Glauber formalism [1, 24]. On the other hand, the event generation process in EPOS LHC arises from the parton-based Gribov-Regge theory [31], pQCD, and the Lund string model. An elementary scattering corresponds to a scattering of primary partons, which contains a hard scattering (pQCD), accompanied by ISR and FSR. String hadronisation relies on the local density of string segments per volume unit with respect to a critical density parameter. Each string is classified according to a core-corona approach where a low-density corona region accompanies a high-density core region [31]. In the core, the string energy density is sufficient to invoke a QGP description that is subject to hydrodynamic evolution [32].

This article is structured as follows: section 2 is devoted to the discussion of the main aspects of the analysis, such as event and track selection, corrections, systematic uncertainties as well as the unfolding method for the R_T distributions and p_T spectra. The results are discussed in section 3, and finally section 4 summarises the main results.

2 Analysis procedure

2.1 Event and track selection

The present study is performed using the LHC Run 1 and Run 2 data collected with the ALICE detector. The Inner Tracking System (ITS [33]), Time Projection Chamber (TPC [34]), and V0 [35] are the main detectors used in the current analysis. The ITS is composed of six cylindrical layers of high-resolution silicon tracking detectors. The two innermost layers, closest to the interaction point (IP), consist of hybrid Silicon Pixel Detectors (SPD) at radial distances of 3.9 and 7.6 cm from the beam axis with a pseudorapidity coverage of $|\eta| < 2$ and $|\eta| < 1.4$, respectively. The TPC is a cylindrical drift detector that covers a radial distance of 85–247 cm from the beam axis and its longitudinal dimension extends from about -250 cm to $+250$ cm around the nominal IP. The V0 detector consists of two arrays of scintillating counters (V0A and V0C) placed on each side of the IP covering the full azimuthal acceptance and the pseudorapidity ranges of $2.8 < \eta < 5.1$ and $-3.7 < \eta < -1.7$, respectively [36]. The V0 detector and the SPD are used for triggering and background rejection. The data were collected using a minimum-bias (MB) trigger, which required a signal in both V0A and V0C detectors. The offline event selection is optimised to reject beam-induced background in all collision systems by utilising the timing signals in the two V0 detectors. In Pb–Pb collisions,

in order to suppress the beam induced background and the electromagnetic interactions, the V0-timing selection is complemented by correlating the timing signals of the neutron zero degree calorimeters (ZDC [37]), which are positioned on both sides of the IP at 112.5 m distance along the beam axis [38]. Runs with a low number of interactions per bunch crossing (μ) were selected resulting in average μ values of 0.020, 0.005, and 0.001 for pp, p-Pb, and Pb-Pb collisions at $\sqrt{s_{\text{NN}}} = 5.02$ TeV, respectively. Therefore, events with multiple collisions (pile-up) constitute a small fraction of the triggered events. They are identified and rejected based on the presence of multiple offline reconstruction primary vertices in the SPD [7, 36, 39]. To ensure that a hard scattering took place in a collision, events are required to have a trigger particle with transverse momentum above a given threshold. For the energy dependence of the R_{T} distributions in pp collisions, the trigger particle is chosen in the same p_{T} interval (5–40 GeV/ c) as used in previous publications for pp collisions at $\sqrt{s} = 13$ TeV [7, 23]. However, for the system size dependence of p_{T} spectra as a function of R_{T} in pp, p-Pb, and Pb-Pb collisions with a trigger particle within $8 < p_{\text{T}}^{\text{trig}} < 15$ GeV/ c are considered. This choice is motivated from previous ALICE results where the particle production in the toward and away regions are studied as a function of the collision centrality using heavy-ion data [2, 40]. For p-Pb and Pb-Pb collisions, in this particular $p_{\text{T}}^{\text{trig}}$ interval the jet-like correlations dominate over the collective effects, and therefore, the separation in three topological regions is appropriate [40].

This work is based on the analysis of ALICE data including p-Pb and Pb-Pb collisions at $\sqrt{s_{\text{NN}}} = 5.02$ TeV and pp collisions at $\sqrt{s} = 2.76, 5.02, 7,$ and 13 TeV. The measurements of the transverse momentum spectra focus on primary charged particles [41], i.e. particles with a mean proper lifetime larger than 1 cm/ c , which are either produced directly in the interaction or from decays of particles with mean proper lifetime smaller than 1 cm/ c . Primary charged particles are measured in the pseudorapidity range of $|\eta| < 0.8$ and with $p_{\text{T}} > 0.5$ GeV/ c . They are reconstructed using the ITS and TPC detectors, which provide measurements of the transverse momentum of the track and its azimuthal angle.

For the measurement of the p_{T} spectra as a function of R_{T} , the track selection criteria are similar to those used in the R_{T} studies for identified charged particles reported in ref. [23]. In particular, tracks are required to cross at least 70 TPC pad rows. They are also required to have at least two hits in the ITS, out of which at least one has to be from track segments in the SPD layers. The fit quality for the ITS and TPC track points must satisfy $\chi_{\text{ITS}}^2/N_{\text{hits}} < 36$ and $\chi_{\text{TPC}}^2/N_{\text{clusters}} < 4$, respectively, where N_{hits} and N_{clusters} are the number of hits in the ITS and the number of clusters in the TPC associated with the track, respectively. To limit the contamination from secondary particles, a selection on the distance of closest approach (DCA) to the reconstructed primary vertex in the direction parallel to the beam axis (z) of $|\text{DCA}_z| < 2$ cm is applied. Also, a p_{T} -dependent selection on the DCA in the transverse plane (DCA_{xy}) of the selected tracks to the primary vertex is applied ($|\text{DCA}_{xy}| < 0.0105 \text{ cm} + 0.0350 \text{ cm} \times (\text{GeV}/c)^{-C} \times p_{\text{T}}^C$ with p_{T} in GeV/ c and $C = -1.1$) [2]. Moreover, tracks associated with the decay products of weakly decaying kaons (“kinks”) are rejected. These track selection criteria yield a significantly non-uniform efficiency as a function of the azimuthal angle and the pseudorapidity. This is mostly due to the requirement of SPD hits. In order to obtain a high and uniform tracking efficiency together with good momentum resolution, they are

complemented by tracks without an associated hit in the SPD for which the position of the reconstructed primary vertex is used in the fit of the tracks [42, 43]. Both sets of tracks are used to select the trigger particle as well as to measure R_T and the p_T spectra.

On the other hand, for the measurement of the R_T distributions in pp collisions similar track selection criteria as described in ref. [7] were considered. However, in order to guarantee a uniform response in the azimuth, the DCA cut was loosened ($|DCA_{xy}| < 2.4$) and no restriction on the number of reconstructed points in ITS was considered. The obtained results are consistent with those using the combination of tracks selected with the two sets of criteria described above.

2.2 Corrections

For the measurements of the p_T spectra of charged particles, the standard procedure of the ALICE Collaboration considers efficiency and secondary particle contamination to correct the raw yields [44]. The efficiency correction is calculated from Monte Carlo (MC) simulations, including particle propagation through the detector making use of the GEANT 3 transport code [45]. The event generators used in the analyses are PYTHIA 8 for pp collisions, EPOS LHC [14] for p–Pb collisions, and HIJING [46] for Pb–Pb collisions. Efficiency corrections purely based on MC are inaccurate since the event generators do not reproduce the relative abundances of the different particle species and, in particular, they tend to significantly underestimate the production of strange hadrons. To account for this effect, a procedure based on identified hadron production measurements is followed, where the efficiency obtained from MC simulations is reweighted taking into account the primary charged particle composition measured by ALICE [44]. This is done with data for pp, p–Pb, and Pb–Pb collisions at $\sqrt{s_{NN}} = 5.02$ TeV [10, 47]. The residual contamination from secondary particles, i.e. particles originating from weak decays or produced in interactions with the detector material, in the selected track sample is estimated by fitting the measured DCA_{xy} distributions with a multi-component template model using as templates the DCA distributions for primary and secondary particles obtained from MC simulations [44].

2.3 Bayesian unfolding of the multiplicity distributions

The charged-particle multiplicity in the transverse region, N_{ch}^T , largely characterises the underlying-event activity. However, the measured charged-particle multiplicity distribution $Y(N_{raw}^T)$ is smeared out due to the limited acceptance and finite resolution of the detector. Hence, a one-dimensional unfolding technique based on Bayes' theorem [48], correcting for these detector effects and efficiency losses, is introduced to recover the true multiplicity distribution. The Bayesian unfolding technique starts with the response matrix (smearing matrix) S_1 , reflecting the detector effects on the measurements, which can be obtained from MC simulations including the transport of particles through the detector. The response matrix encodes the conditional probability $S_1 \equiv P(N_{acc}^T | N_{ch}^T)$ that an event with true multiplicity N_{ch}^T is measured as one with multiplicity N_{acc}^T . In the left panel of figure 2, the values along the diagonal of S_1 represent the probability that a measured event is reconstructed with the correct charged-particle multiplicity. The off-diagonal elements give the probability that fewer (more) particles are reconstructed due to detector inefficiencies (contamination of secondaries

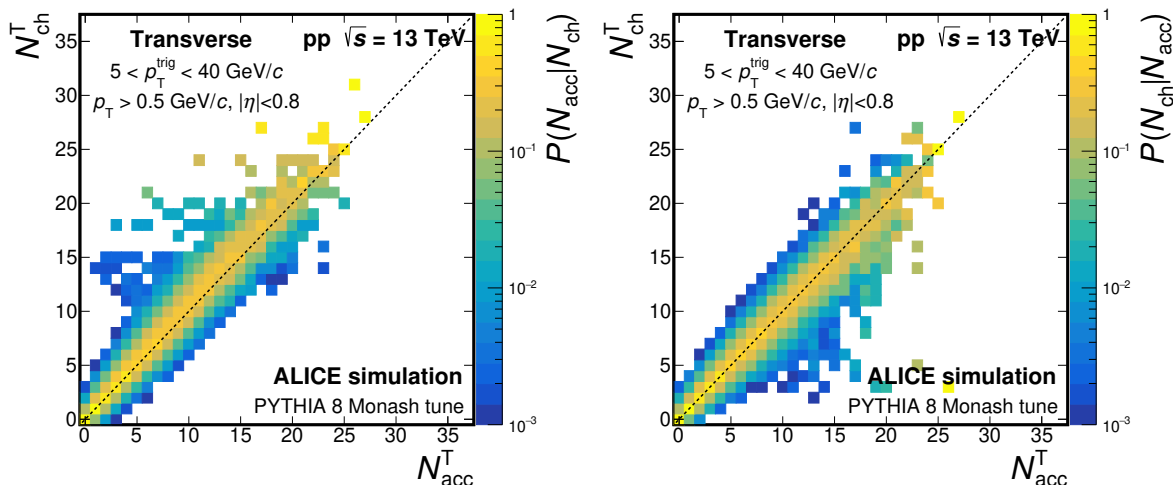


Figure 2. Response matrix S_1 (left) and M_1 matrix (right) of charged-particle multiplicity distributions in the transverse region in pp collisions at $\sqrt{s} = 13$ TeV (see text for details).

and background particles). The one-dimensional unfolded distribution $Y(N_{\text{ch}}^{\text{T}})$ is given as the linear combination between the elements of the matrix M_1 and the measured distribution,

$$Y(N_{\text{ch}}^{\text{T}}) = \sum_{N_{\text{raw}}^{\text{T}}} M_1 Y(N_{\text{raw}}^{\text{T}}), \quad \text{where} \quad M_1 = \frac{S_1 P_0(N_{\text{ch}}^{\text{T}})}{\sum_{N_{\text{ch}}^{\text{T}}} S_1 P_0(N_{\text{ch}}^{\text{T}})}. \quad (2.1)$$

$P_0(N_{\text{ch}}^{\text{T}})$ is a prior probability distribution, and the M_1 matrix represents the conditional probability $M_1 \equiv P(N_{\text{ch}}^{\text{T}} | N_{\text{acc}}^{\text{T}})$ that an event with reconstructed multiplicity $N_{\text{acc}}^{\text{T}}$ has a true multiplicity N_{ch}^{T} . By definition, the elements of the response matrix and the M_1 matrix (shown in the right panel of figure 2) fulfill the following normalisation conditions: $\sum_{N_{\text{acc}}^{\text{T}}} P(N_{\text{acc}}^{\text{T}} | N_{\text{ch}}^{\text{T}}) = 1$, $\sum_{N_{\text{ch}}^{\text{T}}} P(N_{\text{ch}}^{\text{T}} | N_{\text{acc}}^{\text{T}}) = 1$.

The unfolding technique follows an iterative process. The measured multiplicity distribution is used as the prior distribution in the first iteration. An updated prior distribution,

$$\hat{P}(N_{\text{ch}}^{\text{T}}) = \frac{Y(N_{\text{ch}}^{\text{T}})}{\sum_{N_{\text{ch}}^{\text{T}}} Y(N_{\text{ch}}^{\text{T}})}, \quad (2.2)$$

is obtained from the second iteration onwards. Hence, the unfolding matrix is optimised as the prior distribution is updated. Finally, a new unfolded distribution can be obtained using eq. (2.1) with the updated M_1 .

After each iteration, the iterative process makes the unfolded distribution closer to the true one. Meanwhile, the statistical uncertainties in the response matrix are also propagated to the unfolded distributions through M_1 . Thus, the uncertainties of the response matrix enter a the new unfolded distribution as M_1 is updated. Hence, a larger number of iterations does not guarantee a better unfolded distribution as it might be eventually contaminated by statistical fluctuations [49]. In order to decide when to stop the iterations, the χ^2/ndf between the unfolded distributions in two consecutive iterations is computed. The criterion $\chi^2/\text{ndf} \lesssim 1$ is used to stop the iterative process.

2.4 Unfolding of the p_T spectra as a function of R_T

The unfolding of the transverse momentum spectra as a function of the R_T is treated differently depending on the topological region [23, 50]. In the toward and away regions, there is no overlap between the tracks used for the spectra and the tracks used for the R_T as the multiplicity is measured in the transverse region. Hence, the one-dimensional unfolding matrix M_1 discussed above, can be directly applied in these two regions. In this case, the fully corrected p_T spectra as a function of N_{ch}^T are obtained in a two-step procedure:

1. The raw yields of charged particles within different p_T intervals, $dY(N_{raw}^T, p_T)/dp_T$, are reweighted using the matrix elements of M_1 as follows: $dY(N_{ch}^T, p_T)/dp_T = \sum_{N_{raw}^T} M_1 dY(N_{raw}^T, p_T)/dp_T$.
2. The resulting raw yield, $dY(N_{ch}^T, p_T)/dp_T$ as a function of N_{ch}^T, p_T , is further corrected for efficiency and secondary particle contamination.

For the transverse region, a similar two-step procedure is followed. It is worth noting that in this region the multiplicity is correlated with p_T since both the spectra and multiplicity are measured using the same tracks. Thus, a specific response matrix is built based on the relationship between the N_{ch}^T and N_{acc}^T distributions in each p_T interval. According to the one-dimensional Bayesian unfolding technique discussed above, a corresponding unfolding matrix $M'_1(p_T)$ is subsequently derived for each p_T interval. Hence, in the step to correct the raw yields in a given p_T interval, the p_T -dependent unfolding matrix $M'_1(p_T)$ is applied to the N_{acc}^T distribution as

$$Y(N_{ch}^T, p_T) = \sum_{N_{raw}^T} M'_1(p_T) Y(N_{raw}^T, p_T). \quad (2.3)$$

2.5 Systematic uncertainties

The systematic uncertainties for the p_T spectra are divided into two sets, namely the R_T -dependent and R_T -independent uncertainties.

The R_T -dependent uncertainties include:

- The systematic uncertainty due to the multiplicity dependence of the tracking efficiency is estimated from full MC simulations that include the transport of particles through the detector using GEANT 3 transport code [44].
- MC non-closure: a test is carried out by correcting the reconstructed spectra from a MC sample after full detector simulation with corrections extracted from the same generator. The MC non-closure is evaluated using the same MC production. Half of the event sample is used to obtain the correction factors and the rest to evaluate the method. The correction is expected to reproduce the input MC distribution (without detector effects) within the statistical uncertainty. The MC closure improves with the number of iterations, which is optimal at around 3. Any statistically significant difference between input and corrected distributions is referred to as MC non-closure. This difference is assigned as systematic uncertainty which is found to be 3%, independent of p_T , for all collision systems. This contribution quantifies the accuracy of the unfolding procedure.

The R_T -independent uncertainties include:

- Systematic uncertainty on track reconstruction and selection: this source of uncertainty is estimated by running the full analysis and varying one track selection criterion at a time [44, 51]. The variations are similar to the ones described in ref. [44]. The minimum number of crossed rows in the TPC is set to 60 and 100 (the nominal is 70). The track fit quality in the ITS and TPC quantified by the $\chi_{\text{ITS}}^2/N_{\text{hits}}$ and the $\chi_{\text{TPC}}^2/N_{\text{clusters}}$ must not exceed 25 and 49 (the nominal is 36), and 3 and 5 (the nominal is 4), respectively. The maximum distance of closest approach to the vertex along the beam axis (DCA_z) is set to 1 and 5 cm (the nominal is 2 cm). The maximum difference between the results obtained with the tighter and looser selections with respect to the nominal values is quantified. The total systematic uncertainty on track reconstruction and selection is given as the sum in quadrature of the differences obtained from the variations of the various selections. Table 1 shows the systematic uncertainties due to track selection in two p_T ranges for pp, p-Pb, and Pb-Pb collisions.
- TPC-ITS matching efficiency: to account for the imperfect description of the probability to prolong a track from the TPC to the ITS in simulations, the track matching between the TPC-ITS track matching efficiencies in data and MC are compared after scaling the fraction of secondary particles to match the one obtained from the fits to the DCA distributions in the data. After rescaling the fraction of secondary particles, the agreement between data and MC is within 4% [44]. This value is assigned as an additional systematic uncertainty.
- Primary particle composition: the systematic uncertainty due to the reweighting of the efficiency correction is obtained from ref. [44].
- Secondary particle contamination: for the systematic uncertainty from secondary particle contamination the fits to the DCA_{xy} distributions with multiple templates from the simulations is repeated using different fit intervals between 1 cm and 3 cm. The maximum difference between the results obtained with the different configurations with respect to the nominal value is assigned as the uncertainty due to secondary contamination.
- Material budget: in simulations, the density of materials used for the experimental setup was varied by $\pm 4.5\%$ [38] to estimate the material budget uncertainty.

As a high p_T^{trig} trigger interval ($8 < p_T^{\text{trig}} < 15 \text{ GeV}/c$) is chosen, the systematic uncertainty associated with event selection is negligible [7] and the impact of the p_T^{trig} resolution is found to be negligible for the p_T spectra of associated tracks with $0.5 < p_T < 8 \text{ GeV}/c$ [44]. The total systematic uncertainties are obtained via the sum in quadrature of the individual sources of systematic uncertainties. The ranges of systematic uncertainties from the different sources and the total systematic uncertainty are summarised in table 1.

For the R_T distributions in pp collisions at different centre-of-mass energies, the systematic uncertainties include the variation of event and track selection criteria, MC non-closure uncertainties, and the uncertainties from model dependence for the unfolding. The variation

Source	uncertainty (%)					
	pp		p-Pb		Pb-Pb	
p_T (GeV/c)	0.5	7.0	0.5	7.0	0.5	7.0
track reconstruction and selection*	1.5	3.5	1.4	1.2	2.5	1.4
mult. dependence of tracking efficiency*	3.0	3.0	3.0	3.0	3.0	3.0
MC non-closure*	3.0	3.0	3.0	3.0	3.0	3.0
matching efficiency	0.4	0.3	1.1	0.6	0.8	0.9
particle composition	0.3	1.3	0.5	1.2	0.3	0.7
secondary contamination	0.1	negl.	0.3	negl.	negl.	negl.
material budget	0.3	0.2	0.3	0.2	0.3	0.2
Total	4.5	5.7	4.6	4.6	5.0	4.6

Table 1. Summary of systematic uncertainties for the p_T spectra of primary charged particles in the transverse region in pp, p-Pb, and Pb-Pb collisions at $\sqrt{s_{NN}} = 5.02$ TeV. The uncertainties are shown for two representative p_T values. Sources marked with an asterisk (*) correspond to R_T -dependent systematic uncertainties.

Source	uncertainty (%)											
	2.76 TeV			5.02 TeV			7 TeV			13 TeV		
R_T	0.5	2.5	5.0	0.5	2.5	5.0	0.5	2.5	5.0	0.5	2.5	5.0
event selection	1.5	1.5	1.5	0.3	0.8	0.8	0.1	0.2	2.3	0.4	0.8	0.8
track selection for p_T^{trig}	2.8	2.8	2.8	0.4	1.4	1.4	0.3	0.5	2.4	0.2	1.1	1.2
track selection for N_{ch}^{T}	2.7	7.0	7.0	0.3	1.0	4.3	0.4	2.7	2.7	0.1	1.1	5.3
MC non-closure	1.2	2.8	2.8	1.6	1.6	1.6	0.1	2.2	2.5	0.6	0.6	0.6
model dependence	0.9	1.2	6.5	0.9	0.6	7.4	0.9	0.3	7.4	0.9	0.8	7.4
Total	4.4	8.3	10.4	1.9	2.6	8.9	1.0	3.5	8.9	1.2	2.0	9.2

Table 2. Summary of the systematic uncertainties for the R_T distributions at different R_T values in pp collisions at $\sqrt{s} = 2.76, 5.02, 7,$ and 13 TeV.

of the event selection criteria is done selecting collisions within different vertex position along the z axis. The maximum deviation of the results obtained by varying the vertex position (5 and 15 cm) with respect to the result obtained using the default selection (10 cm) is regarded as systematic uncertainty. The track selection criteria were varied for both the trigger particle and the associated particles used to measure R_T . The full simulations of the ALICE detector, including the propagation of particles through the detector, are used to get the detector response matrix. In order to evaluate the model dependence, two sets of simulations are used, and they were carried out with PYTHIA 8 and EPOS LHC event generators, respectively. Then, two sets of corrections obtained from each MC sample are used to correct the data. The ratio of the fully corrected distribution obtained either using PYTHIA 8 or EPOS LHC is regarded as systematic uncertainty. The model dependence is only tested for pp collisions at $\sqrt{s} = 13$ TeV and the same uncertainty is assumed for lower centre-of-mass energies. A summary of the systematic uncertainties is presented in table 2.

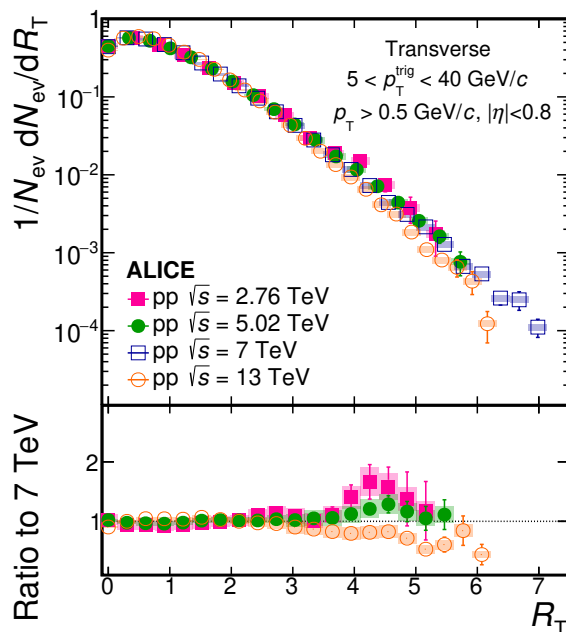


Figure 3. Top: R_T distributions in pp collisions for different centre-of-mass energies $\sqrt{s} = 2.76, 5.02, 7,$ and 13 TeV. Bottom: R_T distributions normalised to that for pp collisions at $\sqrt{s} = 7$ TeV. The ratio is calculated using a linear interpolation between adjacent points. The boxes and bars represent the systematic and statistical uncertainties, respectively. The pp sample at $\sqrt{s} = 13$ TeV is smaller than that used for pp collisions at $\sqrt{s} = 7$ TeV.

3 Results and discussion

3.1 Energy dependence of the relative transverse activity classifier

The measurements of the R_T distributions at different collision energies could serve as a test for the KNO scaling of particle production in the transverse region. Figure 3 shows the R_T distributions for pp collisions at $\sqrt{s} = 2.76, 5.02, 7,$ and 13 TeV. In the bottom panel, the ratios to the R_T distribution in pp collisions at $\sqrt{s} = 7$ TeV are reported. For low R_T ($0 < R_T < 4$), the R_T distributions are found to be approximately (within 20%) collision energy independent, which indicates a KNO-like scaling [21]. For higher R_T values ($R_T > 4$), a large deviation of the ratios from unity is seen in figure 3. A similar effect is observed in PYTHIA 8 [21, 52]. From an analysis aimed at measuring the MPI, it was observed that for $N_{ch}/\langle N_{ch} \rangle > 3-4$, the number of MPI as a function of $N_{ch}/\langle N_{ch} \rangle$ deviates from the linear trend suggesting the presence of high-multiplicity jets [53, 54]. Since in the present analysis, high- R_T values are expected to be reached through a high number of multi-parton interactions and through a higher than average number of fragments per parton, the presence of high-multiplicity jets could explain the breaking of KNO-like scaling properties observed at high R_T in figure 3. To increase the sensitivity of R_T to MPI, it has been recently proposed to build the so-called R_T^{\min} that is based on the charged multiplicity in the less active side of the transverse region [20]. This approach is currently under investigation in ALICE.

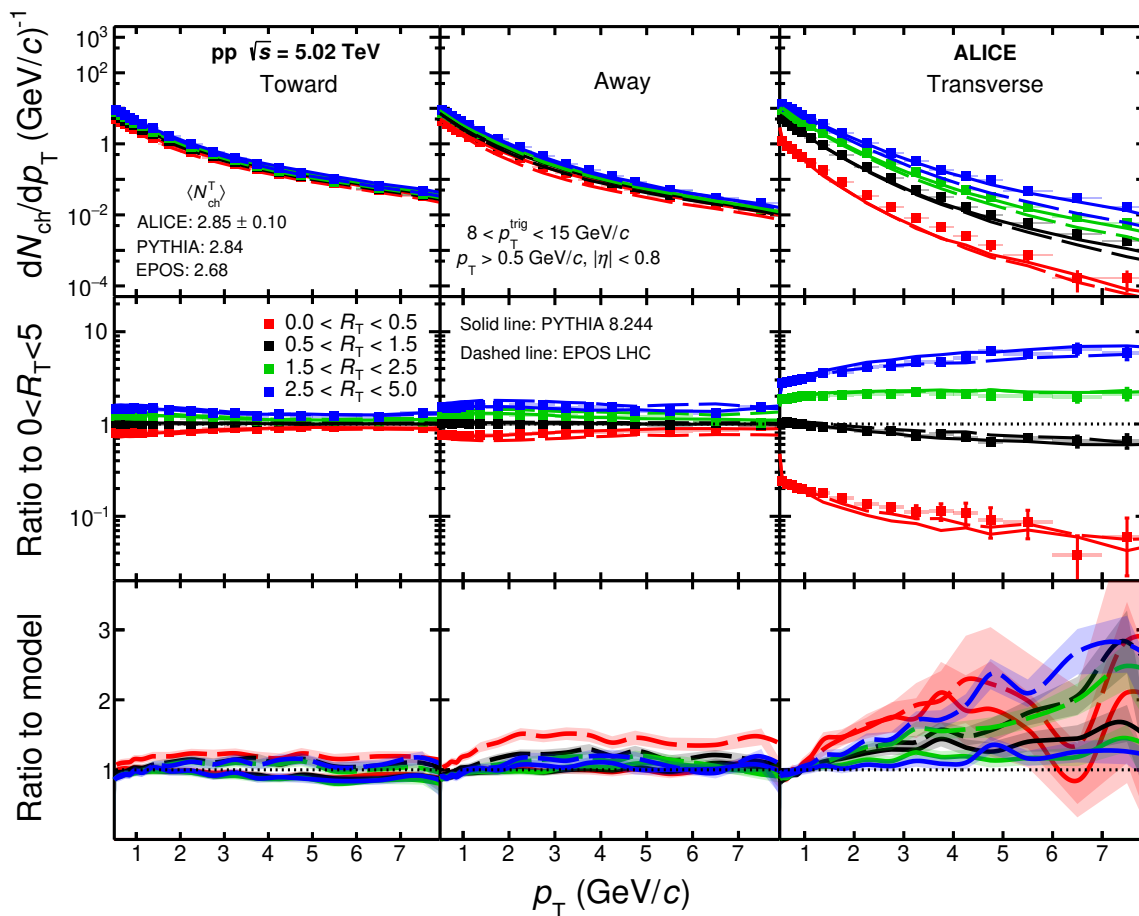


Figure 4. Top panel: charged-particle transverse momentum spectra as a function of R_T for different topological regions in pp collisions at $\sqrt{s} = 5.02$ TeV. Data are compared with PYTHIA 8 and EPOS LHC predictions. Middle panel: the ratio of the p_T spectra in different R_T intervals to the R_T -integrated ones. The boxes and bars represent the systematic and statistical uncertainties, respectively. Bottom panel: the ratio of the p_T spectra for each R_T interval to the corresponding PYTHIA8 and EPOS-LHC predictions. The shaded area represents the sum in quadrature of the systematic and statistical uncertainties.

3.2 Transverse momentum spectra as a function of the relative transverse activity classifier

Figures 4, 5, and 6 show in the upper panels the p_T spectra of charged particles in different topological regions for different R_T intervals in pp, p-Pb, and Pb-Pb collisions at $\sqrt{s_{NN}} = 5.02$ TeV, respectively. Data are compared with predictions obtained from the event generators PYTHIA 8 and EPOS LHC. The figures also display the average multiplicity values measured in the different collision systems. The middle panels show the ratio of the p_T spectra in different R_T intervals to the p_T spectra for the R_T -integrated sample. In general, low- R_T intervals correspond to those events with lower UE contribution and therefore are dominated by the jet fragments in the toward and away regions, while the larger values of R_T correspond to collisions with a higher UE contribution in all topological regions.

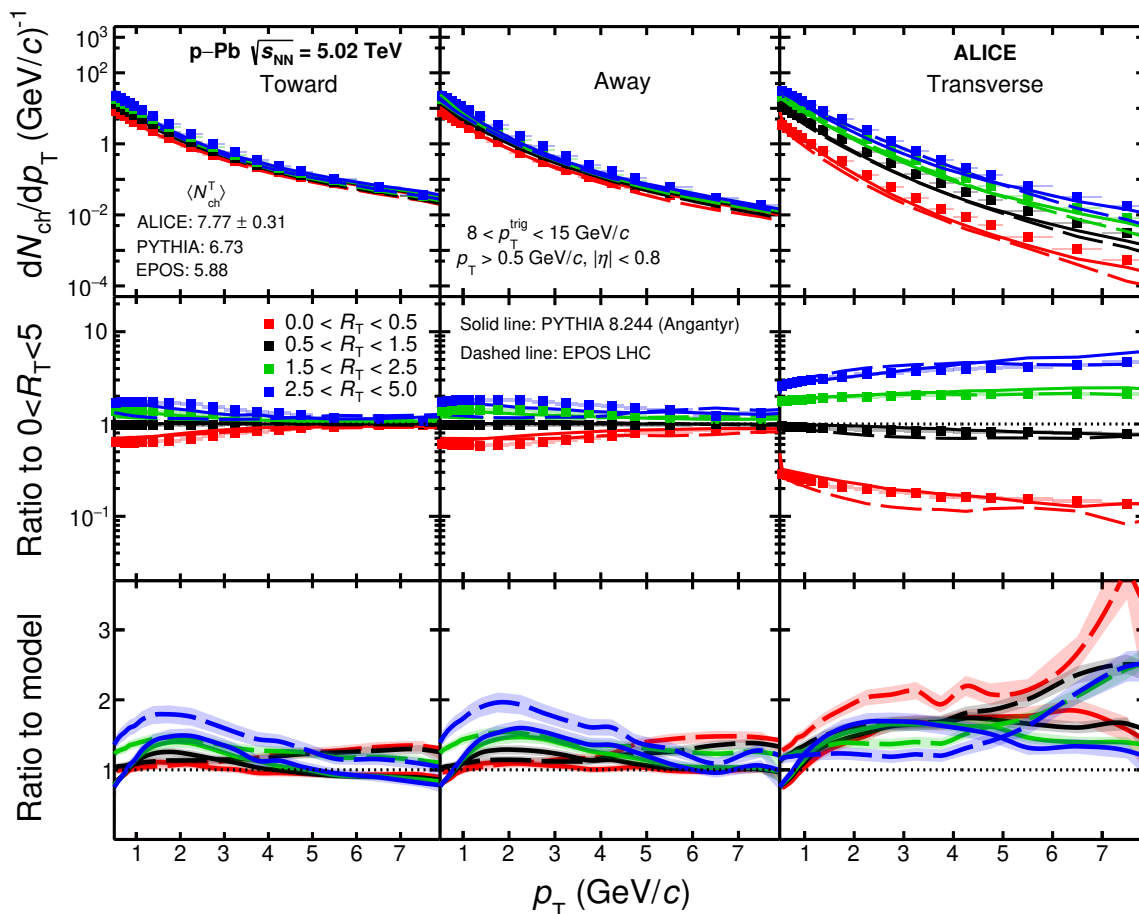


Figure 5. Top panel: charged-particle transverse momentum spectra as a function of R_T for different topological regions in p–Pb collisions at $\sqrt{s_{NN}} = 5.02$ TeV. Data are compared with PYTHIA 8 and EPOS LHC predictions. Middle panel: the ratio of the p_T spectra in different R_T intervals to the R_T -integrated ones. The boxes and bars represent the systematic and statistical uncertainties, respectively. Bottom panel: the ratio of the p_T spectra for each R_T interval to the corresponding PYTHIA8 Angantyr and EPOS-LHC predictions. The shaded area represents the sum in quadrature of the systematic and statistical uncertainties.

For pp collisions, the p_T spectra in the away and toward regions relative to the R_T -integrated event class exhibit a mild R_T dependence for $p_T < 4$ GeV/ c , where the particle yield increases with increasing R_T . This behaviour could be a trivial consequence of the amount of UE-activity in the away and toward regions, however, this effect could also be attributed to the presence of collective radial flow driving the low- p_T particles towards slightly larger momenta. This effect is mass dependent as reported in ref. [23]. For $p_T > 4$ GeV/ c , the p_T spectra in the different R_T intervals converge to the R_T -integrated yield. Therefore, at higher p_T the spectral shapes in the away and toward regions are found to be almost independent of R_T . In contrast, the p_T spectra in the transverse region harden with increasing R_T . Since R_T is calculated in the transverse region, the autocorrelations are relevant in the p_T spectra measured in this region. The observed behaviour of p_T spectra in pp collisions at $\sqrt{s} = 5.02$ TeV is similar to the results reported for pp collisions at $\sqrt{s} = 13$ TeV in

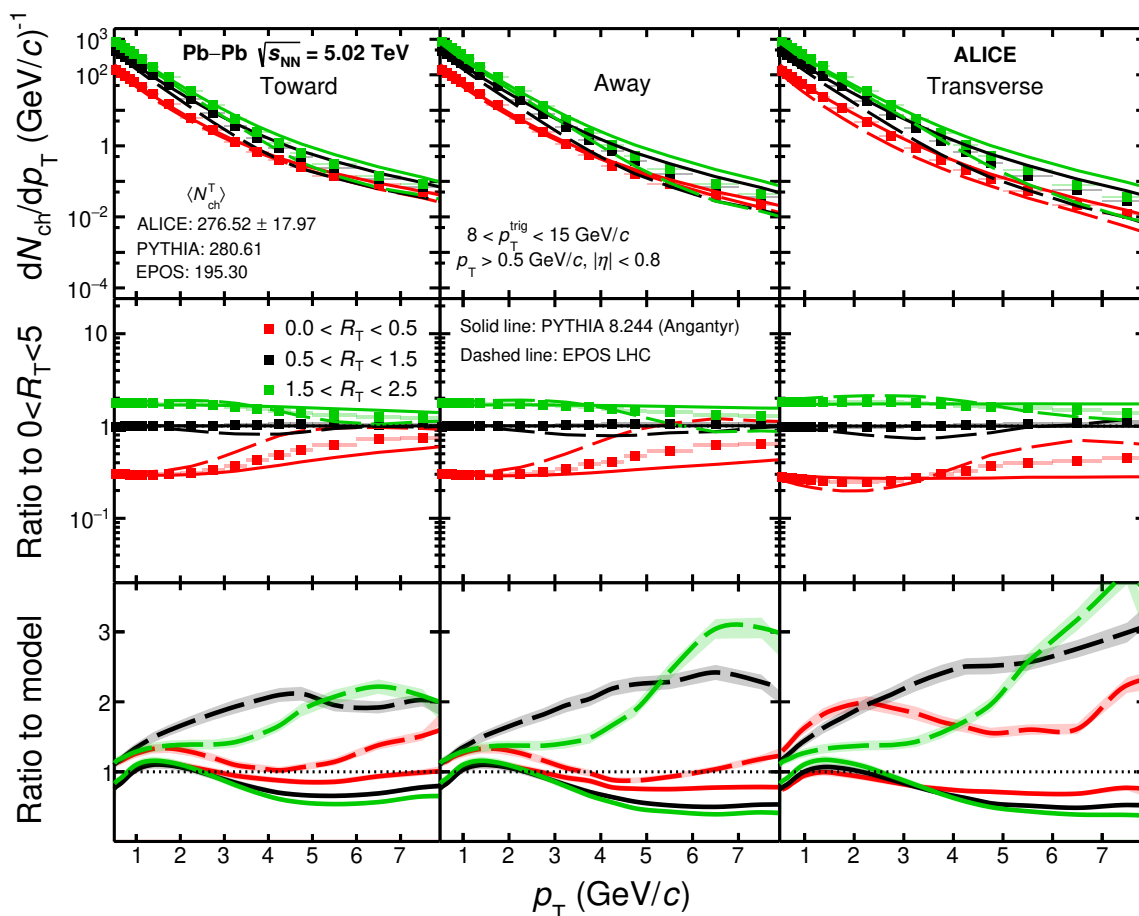


Figure 6. Top panel: charged-particle transverse momentum spectra as a function of R_T for different topological regions in p–Pb collisions at $\sqrt{s_{NN}} = 5.02$ TeV. Data are compared with PYTHIA 8 Angantyr and EPOS LHC predictions. Middle panel: the ratio of the p_T spectra in different R_T intervals to the R_T -integrated ones. The boxes and bars represent the systematic and statistical uncertainties, respectively. Bottom panel: the ratio of the p_T spectra for each R_T interval to the corresponding PYTHIA8 Angantyr and EPOS-LHC predictions. The shaded area represents the sum in quadrature of the systematic and statistical uncertainties.

ref. [23]. For p–Pb collisions the data show compatible features with those of pp collisions in all the three topological regions.

The behaviour of the charged-particle p_T spectra as a function of R_T in the toward and away regions in Pb–Pb collisions, where the jet bias is nearly absent in the transverse region, is qualitatively similar to that of pp and p–Pb collisions. This is understood with the fact that in all three collision systems, the production of particles in the toward and away regions is dominated by the fragmentation of the two outgoing hard partons and hence dominated by particles with high p_T . However, the p_T spectra in R_T intervals converge to the R_T -integrated result at higher p_T values ($p_T > 6$ GeV/c) as compared to pp and p–Pb collisions. The behaviour in the transverse region the p_T spectra in Pb–Pb collisions is found to be similar to that in toward and away regions.

In figures 4, 5, and 6, the measured spectra are also compared to PYTHIA 8 and EPOS LHC predictions and the bottom panels show data to model ratios. For pp collisions, PYTHIA 8 describes the R_T dependence of the transverse momentum spectra in the full p_T interval for the toward and away regions. A similar level of agreement is observed when comparing EPOS LHC with data except for $R_T < 0.5$ in the away region. For the transverse region, PYTHIA 8 captures the spectral shapes within two sigmas while EPOS LHC deviates from data, in particular at high p_T .

For p–Pb collisions, PYTHIA 8 Angantyr describes the high p_T yield ($p_T > 4 \text{ GeV}/c$) for the toward and away regions better than EPOS LHC. The models are able to describe the yield for $R_T < 1.5$, but they underestimate the data, especially at low p_T , in the highest R_T interval. For the transverse region, none of the used models is able to capture the R_T dependence of the p_T spectra.

For Pb–Pb collisions, PYTHIA 8 Angantyr overestimates the high p_T yield ($p_T > 3 \text{ GeV}/c$) for all three topological regions, but it fairly describes the data in the lower p_T region. In contrast, EPOS LHC underestimates the yields in the three topological regions and the deviations from data increase with increasing p_T .

For the ratios of the p_T spectra in different R_T intervals to the inclusive spectra, the two models agree with each other in pp and p–Pb collisions, and also they agree with the experimental data. For Pb–Pb collisions, EPOS LHC gives a better qualitative description of the p_T -dependent trend observed in data compared with PYTHIA 8 Angantyr for $p_T > 4 \text{ GeV}/c$. PYTHIA 8 Angantyr tends to give a good description only for $p_T < 4 \text{ GeV}/c$.

Note that the measured value of $\langle N_{\text{ch}}^T \rangle$ in pp collisions is found to be consistent with the PYTHIA 8 prediction while EPOS LHC deviates from the measured value by 6%. For p–Pb collisions, the values of $\langle N_{\text{ch}}^T \rangle$ deviate from data by 13% and 24% for PYTHIA 8 Angantyr and EPOS LHC, respectively. Similarly for Pb–Pb collisions, the values of $\langle N_{\text{ch}}^T \rangle$ deviate from data by 1.5% and 29% for PYTHIA 8 Angantyr and EPOS LHC, respectively.

3.3 Average transverse momentum and integrated yield as a function of the relative transverse activity classifier

Figure 7 shows the R_T dependence of the mean transverse momentum, $\langle p_T \rangle$, derived from the p_T spectra of charged particles in the measured p_T range. The systematic uncertainties assigned to the p_T spectra were propagated to $\langle p_T \rangle$ [55]. Results are shown for the three topological regions as a function of R_T for pp, p–Pb, and Pb–Pb collisions at $\sqrt{s_{\text{NN}}} = 5.02 \text{ TeV}$. The increasing trend of $\langle p_T \rangle$ in the transverse region with increasing R_T for the three collision system is similar to the results reported in ref. [55]. For the toward and away regions, the $\langle p_T \rangle$ seems to be nearly flat as a function of R_T , except for $R_T < 1$, where the $\langle p_T \rangle$ increases with decreasing R_T . For $R_T > 1$, the $\langle p_T \rangle$ values in the toward and away regions are higher in pp than in p–Pb (and p–Pb is higher than Pb–Pb) due to the larger contribution from the UE particles (which are softer than those of the leading jets) for larger collision systems.

At $R_T \approx 0$, the $\langle p_T \rangle$ is observed to be similar in the three collision systems. Such behaviour is expected since the contribution of jets dominates at low- R_T and hence all collision systems are expected to approach the pp collisions limit. At high values of R_T , where the UE contribution is dominant, the $\langle p_T \rangle$ values are similar in all three topological

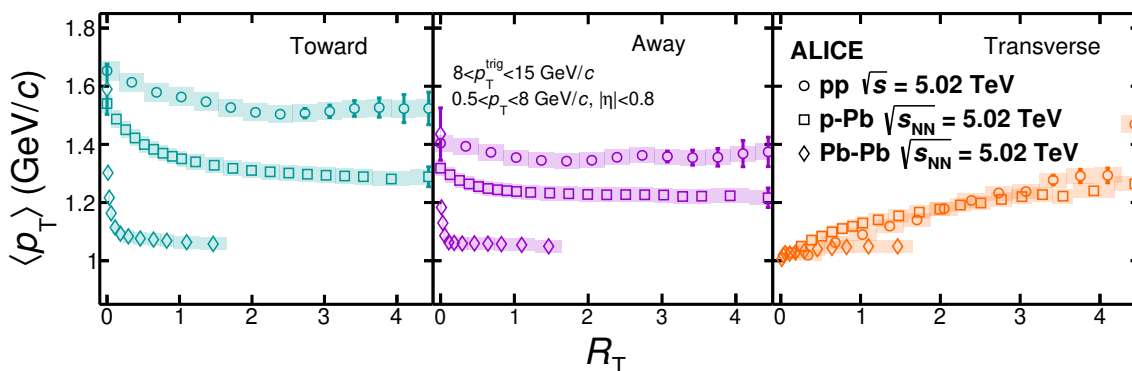


Figure 7. $\langle p_T \rangle$ of charged particles in toward (left), away (middle), and transverse (right) regions as a function of R_T for pp, p-Pb, and Pb-Pb collisions at $\sqrt{s_{NN}} = 5.02$ TeV.

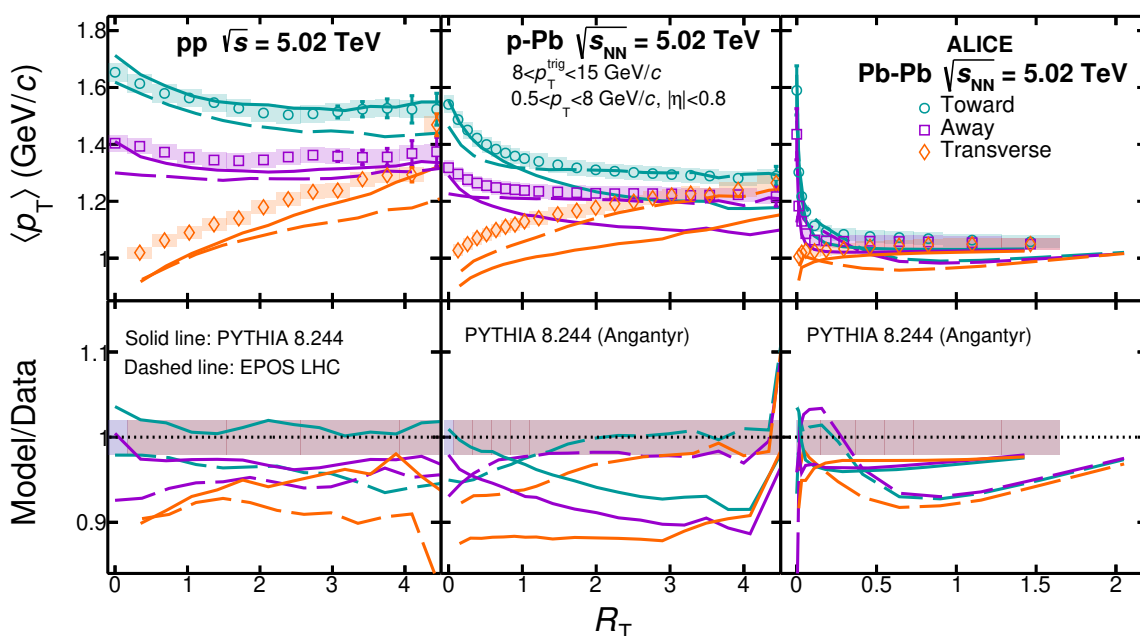


Figure 8. Top: $\langle p_T \rangle$ of charged particles in pp (left), p-Pb (middle), and Pb-Pb (right) collisions at $\sqrt{s_{NN}} = 5.02$ TeV as a function of R_T for different topological regions compared with predictions from EPOS LHC and PYTHIA 8. Bottom: ratio of MC to data. The band around unity in the ratio depicts the experimental uncertainties.

regions for a given collision system. The $\langle p_T \rangle$ is compared with the predictions from EPOS LHC and PYTHIA 8 in figure 8. The models deviate by 10–20% from the experimental data, however, they show a trend with R_T that is qualitatively similar to the measured one.

Finally, the particle yields in the toward and away regions relative to those in the transverse region are studied as a function of R_T . In pp collisions, due to the limited ALICE acceptance the particle multiplicities in the toward and away regions are expected to be proportional to that in the transverse region only for $R_T < 2$. For example, it has been shown that the MPI activity (UE) is proportional to R_T only up to $R_T = 2$ [19]. At

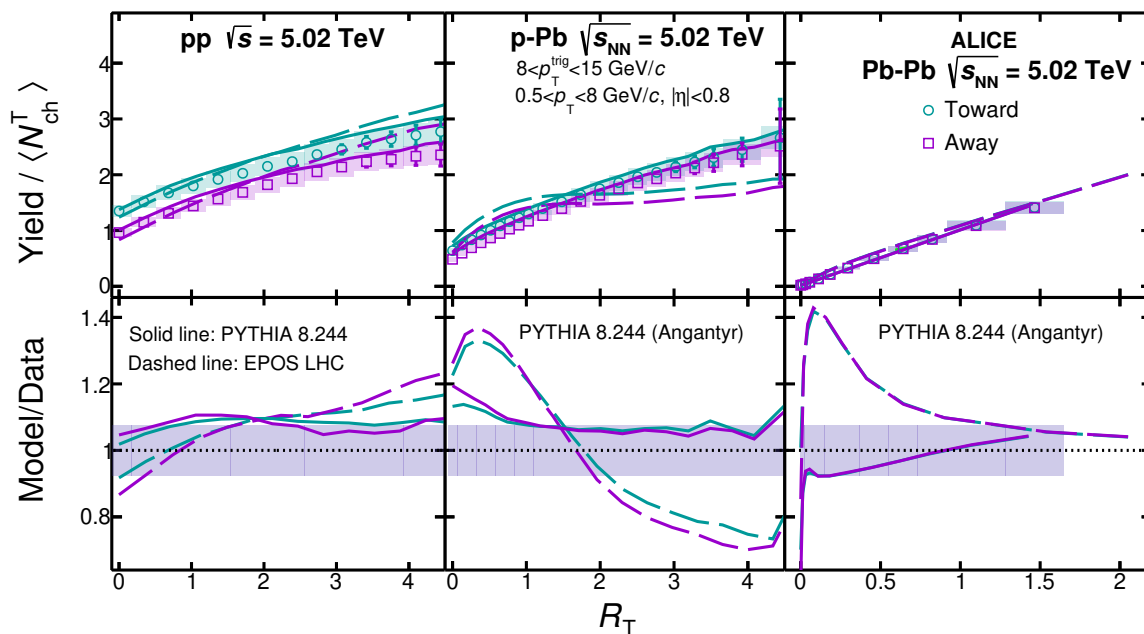


Figure 9. Top: integrated yield of charged particles in pp (left), p–Pb (middle), and Pb–Pb (right) collisions at $\sqrt{s_{\text{NN}}} = 5.02$ TeV as a function of R_T for toward and away regions compared with predictions from EPOS LHC and PYTHIA 8. Bottom: ratio of model predictions to data. The band around unity in the ratio depicts the experimental uncertainties.

higher R_T , the sample is biased towards multi-jet final states producing a hardening of the p_T spectra in the transverse region. In order to further investigate this bias, figure 9 shows the p_T -integrated yield normalised to $\langle N_{\text{ch}}^T \rangle$ of charged particles in pp (left), p–Pb (middle), and Pb–Pb (right) collisions as a function of R_T for the toward and away regions at $\sqrt{s_{\text{NN}}} = 5.02$ TeV. The N_{ch}^T -normalised integrated yield is also compared with the predictions from EPOS LHC and PYTHIA 8. The lower panels show the ratio of the model predictions to the data. For pp and p–Pb collisions, the normalised integrated yields for both toward and away regions show a linear increase for $R_T < 2$ and then they tend to saturate at high R_T . PYTHIA 8 describes qualitatively the trend of the data while EPOS LHC shows no hint of saturation and thus overestimates the data at high R_T in pp collisions, while in p–Pb collisions it predicts a completely different trend compared to the measured one. For Pb–Pb collisions, the behaviour of the normalised yield in both models seems to follow a linear trend. Both models show a different trend at low- R_T , however, the prediction from PYTHIA 8 is found to be quantitatively consistent with the data within uncertainties. The EPOS LHC prediction shows about 40% higher yield with respect to the data at low- R_T and approaches the measured values at high R_T .

4 Conclusion

The R_T distributions have been measured in pp collisions at $\sqrt{s} = 2.76, 5.02, 7,$ and 13 TeV. They exhibit a Koba-Nielsen-Olesen (KNO)-like scaling for events with low- R_T , while for UE-dominated events characterised by high R_T , an indication of violation of the scaling is

seen which might be attributed to high-multiplicity jets. In order to investigate the UE properties, the p_T spectra as a function of R_T have been studied at $\sqrt{s_{NN}} = 5.02$ TeV in different collision systems. In general, the charged-particle spectra in R_T intervals show a similar behaviour in pp and p–Pb collisions for all the three topological regions (toward, away, and transverse). The transverse region exhibits autocorrelation effects that give rise to a hardening of the spectra with increasing p_T , in contrast to the toward and away regions, where particle production at low- p_T increases (decreases) with increasing (decreasing) R_T . At higher p_T the spectral shapes become almost independent of R_T . In these collision systems, a softening of the spectra occurs with increasing R_T . In contrast to the small systems, Pb–Pb collisions do not show an autocorrelation effect in the transverse region. In this case, the behaviour of the three topological regions seems to be dominated by soft interactions.

Subsequently, the study of the $\langle p_T \rangle$ of charged particles in the three topological regions as a function of R_T for the three collision systems shows that at $R_T \sim 0$, the $\langle p_T \rangle$ is, within the current uncertainties, independent of collision system size and such a limit is well described by models. Overall, PYTHIA 8 gives a better description of the data presented in this paper than EPOS LHC. The experimental results presented in this article will provide important contributions towards the development and tuning of MC event generators.

Acknowledgments

The ALICE Collaboration would like to thank all its engineers and technicians for their invaluable contributions to the construction of the experiment and the CERN accelerator teams for the outstanding performance of the LHC complex. The ALICE Collaboration gratefully acknowledges the resources and support provided by all Grid centres and the Worldwide LHC Computing Grid (WLCG) collaboration. The ALICE Collaboration acknowledges the following funding agencies for their support in building and running the ALICE detector: A. I. Alikhanyan National Science Laboratory (Yerevan Physics Institute) Foundation (ANSL), State Committee of Science and World Federation of Scientists (WFS), Armenia; Austrian Academy of Sciences, Austrian Science Fund (FWF): [M 2467-N36] and Nationalstiftung für Forschung, Technologie und Entwicklung, Austria; Ministry of Communications and High Technologies, National Nuclear Research Center, Azerbaijan; Conselho Nacional de Desenvolvimento Científico e Tecnológico (CNPq), Financiadora de Estudos e Projetos (Finep), Fundação de Amparo à Pesquisa do Estado de São Paulo (FAPESP) and Universidade Federal do Rio Grande do Sul (UFRGS), Brazil; Bulgarian Ministry of Education and Science, within the National Roadmap for Research Infrastructures 2020-2027 (object CERN), Bulgaria; Ministry of Education of China (MOEC), Ministry of Science & Technology of China (MSTC) and National Natural Science Foundation of China (NSFC), China; Ministry of Science and Education and Croatian Science Foundation, Croatia; Centro de Aplicaciones Tecnológicas y Desarrollo Nuclear (CEADEN), Cubaenergía, Cuba; Ministry of Education, Youth and Sports of the Czech Republic, Czech Republic; The Danish Council for Independent Research | Natural Sciences, the VILLUM FONDEN and Danish National Research Foundation (DNRF), Denmark; Helsinki Institute of Physics (HIP), Finland; Commissariat à l’Energie Atomique (CEA) and Institut National de Physique Nucléaire et de Physique des Particules (IN2P3) and Centre National de la Recherche Scientifique (CNRS), France; Bundesministerium für

Bildung und Forschung (BMBF) and GSI Helmholtzzentrum für Schwerionenforschung GmbH, Germany; General Secretariat for Research and Technology, Ministry of Education, Research and Religions, Greece; National Research, Development and Innovation Office, Hungary; Department of Atomic Energy Government of India (DAE), Department of Science and Technology, Government of India (DST), University Grants Commission, Government of India (UGC) and Council of Scientific and Industrial Research (CSIR), India; National Research and Innovation Agency - BRIN, Indonesia; Istituto Nazionale di Fisica Nucleare (INFN), Italy; Japanese Ministry of Education, Culture, Sports, Science and Technology (MEXT) and Japan Society for the Promotion of Science (JSPS) KAKENHI, Japan; Consejo Nacional de Ciencia (CONACYT) y Tecnología, through Fondo de Cooperación Internacional en Ciencia y Tecnología (FONCICYT) and Dirección General de Asuntos del Personal Academico (DGAPA), Mexico; Nederlandse Organisatie voor Wetenschappelijk Onderzoek (NWO), Netherlands; The Research Council of Norway, Norway; Commission on Science and Technology for Sustainable Development in the South (COMSATS), Pakistan; Pontificia Universidad Católica del Perú, Peru; Ministry of Education and Science, National Science Centre and WUT ID-UB, Poland; Korea Institute of Science and Technology Information and National Research Foundation of Korea (NRF), Republic of Korea; Ministry of Education and Scientific Research, Institute of Atomic Physics, Ministry of Research and Innovation and Institute of Atomic Physics and Universitatea Nationala de Stiinta si Tehnologie Politehnica Bucuresti, Romania; Ministry of Education, Science, Research and Sport of the Slovak Republic, Slovakia; National Research Foundation of South Africa, South Africa; Swedish Research Council (VR) and Knut & Alice Wallenberg Foundation (KAW), Sweden; European Organization for Nuclear Research, Switzerland; Suranaree University of Technology (SUT), National Science and Technology Development Agency (NSTDA) and National Science, Research and Innovation Fund (NSRF via PMU-B B05F650021), Thailand; Turkish Energy, Nuclear and Mineral Research Agency (TENMAK), Turkey; National Academy of Sciences of Ukraine, Ukraine; Science and Technology Facilities Council (STFC), United Kingdom; National Science Foundation of the United States of America (NSF) and United States Department of Energy, Office of Nuclear Physics (DOE NP), United States of America. In addition, individual groups or members have received support from: European Research Council, Strong 2020 - Horizon 2020 (grant nos. 950692, 824093), European Union; Academy of Finland (Center of Excellence in Quark Matter) (grant nos. 346327, 346328), Finland.

Open Access. This article is distributed under the terms of the Creative Commons Attribution License ([CC-BY4.0](https://creativecommons.org/licenses/by/4.0/)), which permits any use, distribution and reproduction in any medium, provided the original author(s) and source are credited.

References

- [1] ALICE collaboration, *Underlying-event properties in pp and p-Pb collisions at $\sqrt{s_{NN}} = 5.02$ TeV*, *JHEP* **06** (2023) 023 [[arXiv:2204.10389](https://arxiv.org/abs/2204.10389)] [[INSPIRE](https://inspirehep.net/literature/2204103)].
- [2] ALICE collaboration, *Study of charged particle production at high pT using event topology in pp, p-Pb and Pb-Pb collisions at sNN=5.02TeV*, *Phys. Lett. B* **843** (2023) 137649 [[arXiv:2204.10157](https://arxiv.org/abs/2204.10157)] [[INSPIRE](https://inspirehep.net/literature/2204101)].

- [3] UA1 collaboration, *Hadronic Jet Production at the CERN Proton - anti-Proton Collider*, *Phys. Lett. B* **132** (1983) 214 [INSPIRE].
- [4] UA1 collaboration, *Production of Low Transverse Energy Clusters in anti-p p Collisions at $\sqrt{s} = 0.2\text{-TeV}$ to 0.9-TeV and their Interpretation in Terms of QCD Jets*, *Nucl. Phys. B* **309** (1988) 405 [INSPIRE].
- [5] UA1 collaboration, *A Study of the General Characteristics of $p\bar{p}$ Collisions at $\sqrt{s} = 0.2\text{-TeV}$ to 0.9-TeV* , *Nucl. Phys. B* **335** (1990) 261 [INSPIRE].
- [6] CDF collaboration, *Charged Jet Evolution and the Underlying Event in $p\bar{p}$ Collisions at 1.8 TeV* , *Phys. Rev. D* **65** (2002) 092002 [INSPIRE].
- [7] ALICE collaboration, *Underlying Event properties in pp collisions at $\sqrt{s} = 13\text{ TeV}$* , *JHEP* **04** (2020) 192 [arXiv:1910.14400] [INSPIRE].
- [8] STAR collaboration, *Underlying event measurements in p + p collisions at $\sqrt{s} = 200\text{ GeV}$ at RHIC*, *Phys. Rev. D* **101** (2020) 052004 [arXiv:1912.08187] [INSPIRE].
- [9] ALICE collaboration, *Enhanced production of multi-strange hadrons in high-multiplicity proton-proton collisions*, *Nature Phys.* **13** (2017) 535 [arXiv:1606.07424] [INSPIRE].
- [10] ALICE collaboration, *Multiplicity Dependence of Pion, Kaon, Proton and Lambda Production in p-Pb Collisions at $\sqrt{s_{NN}} = 5.02\text{ TeV}$* , *Phys. Lett. B* **728** (2014) 25 [arXiv:1307.6796] [INSPIRE].
- [11] W. Busza, K. Rajagopal and W. van der Schee, *Heavy Ion Collisions: The Big Picture, and the Big Questions*, *Ann. Rev. Nucl. Part. Sci.* **68** (2018) 339 [arXiv:1802.04801] [INSPIRE].
- [12] J.L. Nagle and W.A. Zajc, *Small System Collectivity in Relativistic Hadronic and Nuclear Collisions*, *Ann. Rev. Nucl. Part. Sci.* **68** (2018) 211 [arXiv:1801.03477] [INSPIRE].
- [13] T. Sjöstrand et al., *An introduction to PYTHIA 8.2*, *Comput. Phys. Commun.* **191** (2015) 159 [arXiv:1410.3012] [INSPIRE].
- [14] T. Pierog et al., *EPOS LHC: Test of collective hadronization with data measured at the CERN Large Hadron Collider*, *Phys. Rev. C* **92** (2015) 034906 [arXiv:1306.0121] [INSPIRE].
- [15] A. Ortiz Velasquez et al., *Color Reconnection and Flowlike Patterns in pp Collisions*, *Phys. Rev. Lett.* **111** (2013) 042001 [arXiv:1303.6326] [INSPIRE].
- [16] C. Bierlich, G. Gustafson, L. Lönnblad and A. Tarasov, *Effects of Overlapping Strings in pp Collisions*, *JHEP* **03** (2015) 148 [arXiv:1412.6259] [INSPIRE].
- [17] C. Bierlich, S. Chakraborty, G. Gustafson and L. Lönnblad, *Setting the string shoving picture in a new frame*, *JHEP* **03** (2021) 270 [arXiv:2010.07595] [INSPIRE].
- [18] T. Martin, P. Skands and S. Farrington, *Probing Collective Effects in Hadronisation with the Extremes of the Underlying Event*, *Eur. Phys. J. C* **76** (2016) 299 [arXiv:1603.05298] [INSPIRE].
- [19] G. Bencedi, A. Ortiz and S. Tripathy, *Apparent modification of the jet-like yield in proton-proton collisions with large underlying event*, *J. Phys. G* **48** (2020) 015007 [arXiv:2007.03857] [INSPIRE].
- [20] G. Bencedi, A. Ortiz and A. Paz, *Disentangling the hard gluon bremsstrahlung effects from the relative transverse activity classifier in pp collisions*, *Phys. Rev. D* **104** (2021) 016017 [arXiv:2105.04838] [INSPIRE].
- [21] A. Ortiz and L. Valencia Palomo, *Universality of the underlying event in pp collisions*, *Phys. Rev. D* **96** (2017) 114019 [arXiv:1710.04741] [INSPIRE].

- [22] A. Ortiz and L. Valencia Palomo, *Probing color reconnection with underlying event observables at the LHC energies*, *Phys. Rev. D* **99** (2019) 034027 [[arXiv:1809.01744](#)] [[INSPIRE](#)].
- [23] ALICE collaboration, *Production of pions, kaons, and protons as a function of the relative transverse activity classifier in pp collisions at $\sqrt{s} = 13$ TeV*, *JHEP* **06** (2023) 027 [[arXiv:2301.10120](#)] [[INSPIRE](#)].
- [24] C. Bierlich, G. Gustafson, L. Lönnblad and H. Shah, *The angantyr model for Heavy-Ion Collisions in PYTHIA8*, *JHEP* **10** (2018) 134 [[arXiv:1806.10820](#)] [[INSPIRE](#)].
- [25] Z. Koba, H.B. Nielsen and P. Olesen, *Scaling of multiplicity distributions in high-energy hadron collisions*, *Nucl. Phys. B* **40** (1972) 317 [[INSPIRE](#)].
- [26] S. Hegyi, *KNO scaling 30 years later*, *Nucl. Phys. B Proc. Suppl.* **92** (2001) 122 [[hep-ph/0011301](#)] [[INSPIRE](#)].
- [27] J. Dias de Deus, C. Pajares and C.A. Salgado, *Production associated to rare events in high-energy hadron hadron collisions*, *Phys. Lett. B* **408** (1997) 417 [[hep-ph/9705425](#)] [[INSPIRE](#)].
- [28] P. Skands, S. Carrazza and J. Rojo, *Tuning PYTHIA 8.1: the Monash 2013 Tune*, *Eur. Phys. J. C* **74** (2014) 3024 [[arXiv:1404.5630](#)] [[INSPIRE](#)].
- [29] P. Skands, *Introduction to QCD*, in the proceedings of the *Theoretical Advanced Study Institute in Elementary Particle Physics: Searching for New Physics at Small and Large Scales*, Boulder, U.S.A., June 04–29 (2012), p. 341–420 [[DOI:10.1142/9789814525220_0008](#)] [[arXiv:1207.2389](#)] [[INSPIRE](#)].
- [30] A. Ortiz, G. Bencedi and H. Bello, *Revealing the source of the radial flow patterns in proton–proton collisions using hard probes*, *J. Phys. G* **44** (2017) 065001 [[arXiv:1608.04784](#)] [[INSPIRE](#)].
- [31] A.C. Ene, A. Jipa and L.-E. Giubega, *Study of Monte Carlo event generators for proton-proton collisions at LHC energies in the forward region*, *Chin. Phys. C* **43** (2019) 083001 [[arXiv:1906.02523](#)] [[INSPIRE](#)].
- [32] ALICE collaboration, *The ALICE experiment — A journey through QCD*, [arXiv:2211.04384](#) [[INSPIRE](#)].
- [33] ALICE collaboration, *ALICE technical design report of the inner tracking system (ITS)*, CERN-LHCC-99-12 (1999) [[INSPIRE](#)].
- [34] ALICE collaboration, *ALICE: Technical design report of the time projection chamber*, CERN-OPEN-2000-183 (2000) [[INSPIRE](#)].
- [35] ALICE collaboration, *ALICE technical design report on forward detectors: FMD, T0 and V0*, CERN-LHCC-2004-025 (2004) [[INSPIRE](#)].
- [36] ALICE collaboration, *The ALICE experiment at the CERN LHC*, 2008 *JINST* **3** S08002 [[INSPIRE](#)].
- [37] ALICE collaboration, *ALICE technical design report of the zero degree calorimeter (ZDC)*, CERN-LHCC-99-05 (1999) [[INSPIRE](#)].
- [38] ALICE collaboration, *Performance of the ALICE Experiment at the CERN LHC*, *Int. J. Mod. Phys. A* **29** (2014) 1430044 [[arXiv:1402.4476](#)] [[INSPIRE](#)].
- [39] ALICE collaboration, *Multiplicity dependence of light-flavor hadron production in pp collisions at $\sqrt{s} = 7$ TeV*, *Phys. Rev. C* **99** (2019) 024906 [[arXiv:1807.11321](#)] [[INSPIRE](#)].

- [40] ALICE collaboration, *Particle-yield modification in jet-like azimuthal di-hadron correlations in Pb-Pb collisions at $\sqrt{s_{NN}} = 2.76$ TeV*, *Phys. Rev. Lett.* **108** (2012) 092301 [[arXiv:1110.0121](#)] [[INSPIRE](#)].
- [41] ALICE collaboration, *The ALICE definition of primary particles*, ALICE-PUBLIC-2017-005 (2017).
- [42] ALICE collaboration, *Long-range angular correlations on the near and away side in p-Pb collisions at $\sqrt{s_{NN}} = 5.02$ TeV*, *Phys. Lett. B* **719** (2013) 29 [[arXiv:1212.2001](#)] [[INSPIRE](#)].
- [43] ALICE collaboration, *Measurement of Event Background Fluctuations for Charged Particle Jet Reconstruction in Pb-Pb collisions at $\sqrt{s_{NN}} = 2.76$ TeV*, *JHEP* **03** (2012) 053 [[arXiv:1201.2423](#)] [[INSPIRE](#)].
- [44] ALICE collaboration, *Transverse momentum spectra and nuclear modification factors of charged particles in pp, p-Pb and Pb-Pb collisions at the LHC*, *JHEP* **11** (2018) 013 [[arXiv:1802.09145](#)] [[INSPIRE](#)].
- [45] R. Brun et al., *GEANT Detector Description and Simulation Tool*, CERN-W5013 (1994) [[DOI:10.17181/CERN.MUHF.DMJ1](#)] [[INSPIRE](#)].
- [46] W.-T. Deng, X.-N. Wang and R. Xu, *Hadron production in p+p, p+Pb, and Pb+Pb collisions with the HIJING 2.0 model at energies available at the CERN Large Hadron Collider*, *Phys. Rev. C* **83** (2011) 014915 [[arXiv:1008.1841](#)] [[INSPIRE](#)].
- [47] ALICE collaboration, *Multiplicity dependence of charged pion, kaon, and (anti)proton production at large transverse momentum in p-Pb collisions at $\sqrt{s_{NN}} = 5.02$ TeV*, *Phys. Lett. B* **760** (2016) 720 [[arXiv:1601.03658](#)] [[INSPIRE](#)].
- [48] G. D'Agostini, *A multidimensional unfolding method based on Bayes' theorem*, *Nucl. Instrum. Meth. A* **362** (1995) 487 [[INSPIRE](#)].
- [49] T. Auye, *Unfolding algorithms and tests using RooUnfold*, in the proceedings of the *PHYSTAT 2011*, Geneva (2011), p. 313–318 [[DOI:10.5170/CERN-2011-006.313](#)] [[arXiv:1105.1160](#)] [[INSPIRE](#)].
- [50] ALICE collaboration, *Multiplicity dependence of charged-particle production in pp, p-Pb, Xe-Xe and Pb-Pb collisions at the LHC*, *Phys. Lett. B* **845** (2023) 138110 [[arXiv:2211.15326](#)] [[INSPIRE](#)].
- [51] ALICE collaboration, *Charged-particle production as a function of multiplicity and transverse sphericity in pp collisions at $\sqrt{s} = 5.02$ and 13 TeV*, *Eur. Phys. J. C* **79** (2019) 857 [[arXiv:1905.07208](#)] [[INSPIRE](#)].
- [52] A. Ortiz, *Energy dependence of underlying-event observables from RHIC to LHC energies*, *Phys. Rev. D* **104** (2021) 076019 [[arXiv:2108.08360](#)] [[INSPIRE](#)].
- [53] ALICE collaboration, *Multiplicity dependence of two-particle azimuthal correlations in pp collisions at the LHC*, *JHEP* **09** (2013) 049 [[arXiv:1307.1249](#)] [[INSPIRE](#)].
- [54] A. Ortiz and E.A. Zepeda, *Extraction of the multiplicity dependence of multiparton interactions from LHC pp data using machine learning techniques*, *J. Phys. G* **48** (2021) 085014 [[arXiv:2101.10274](#)] [[INSPIRE](#)].
- [55] ALICE collaboration, *Multiplicity dependence of the average transverse momentum in pp, p-Pb, and Pb-Pb collisions at the LHC*, *Phys. Lett. B* **727** (2013) 371 [[arXiv:1307.1094](#)] [[INSPIRE](#)].

The ALICE collaboration

S. Acharya ¹²⁸, D. Adamová ⁸⁷, G. Aglieri Rinella ³³, M. Agnello ³⁰, N. Agrawal ⁵², Z. Ahammed ¹³⁶, S. Ahmad ¹⁶, S.U. Ahn ⁷², I. Ahuja ³⁸, A. Akindinov ¹⁴², M. Al-Turany ⁹⁸, D. Aleksandrov ¹⁴², B. Alessandro ⁵⁷, H.M. Alfanda ⁶, R. Alfaro Molina ⁶⁸, B. Ali ¹⁶, A. Alici ²⁶, N. Alizadehvandchali ¹¹⁷, A. Alkin ³³, J. Alme ²¹, G. Alocco ⁵³, T. Alt ⁶⁵, A.R. Altamura ⁵¹, I. Altsybeev ⁹⁶, J.R. Alvarado ⁴⁵, M.N. Anaam ⁶, C. Andrei ⁴⁶, N. Andreou ¹¹⁶, A. Andronic ¹²⁷, V. Anguelov ⁹⁵, F. Antinori ⁵⁵, P. Antonioli ⁵², N. Apadula ⁷⁵, L. Aphecetche ¹⁰⁴, H. Appelshäuser ⁶⁵, C. Arata ⁷⁴, S. Arcelli ²⁶, M. Aresti ²³, R. Arnaldi ⁵⁷, J.G.M.C.A. Arneiro ¹¹¹, I.C. Arsene ²⁰, M. Arslandok ¹³⁹, A. Augustinus ³³, R. Averbeck ⁹⁸, M.D. Azmi ¹⁶, H. Baba ¹²⁵, A. Badalà ⁵⁴, J. Bae ¹⁰⁵, Y.W. Baek ⁴¹, X. Bai ¹²¹, R. Bailhache ⁶⁵, Y. Bailung ⁴⁹, A. Balbino ³⁰, A. Baldisseri ¹³¹, B. Balis ², D. Banerjee ⁴, Z. Banoo ⁹², R. Barbera ²⁷, F. Barile ³², L. Barioglio ⁹⁶, M. Barlou ⁷⁹, B. Barman ⁴², G.G. Barnaföldi ⁴⁷, L.S. Barnby ⁸⁶, V. Barret ¹²⁸, L. Barreto ¹¹¹, C. Bartels ¹²⁰, K. Barth ³³, E. Bartsch ⁶⁵, N. Bastid ¹²⁸, S. Basu ⁷⁶, G. Batigne ¹⁰⁴, D. Battistini ⁹⁶, B. Batyunya ¹⁴³, D. Bauri ⁴⁸, J.L. Bazo Alba ¹⁰², I.G. Bearden ⁸⁴, C. Beattie ¹³⁹, P. Becht ⁹⁸, D. Behera ⁴⁹, I. Belikov ¹³⁰, A.D.C. Bell Hechavarria ¹²⁷, F. Bellini ²⁶, R. Bellwied ¹¹⁷, S. Belokurova ¹⁴², Y.A.V. Beltran ⁴⁵, G. Bencedi ⁴⁷, S. Beole ²⁵, Y. Berdnikov ¹⁴², A. Berdnikova ⁹⁵, L. Bergmann ⁹⁵, M.G. Besoiu ⁶⁴, L. Betev ³³, P.P. Bhaduri ¹³⁶, A. Bhasin ⁹², M.A. Bhat ⁴, B. Bhattacharjee ⁴², L. Bianchi ²⁵, N. Bianchi ⁵⁰, J. Bielčik ³⁶, J. Bielčíková ⁸⁷, J. Biernat ¹⁰⁸, A.P. Bigot ¹³⁰, A. Bilandzic ⁹⁶, G. Biro ⁴⁷, S. Biswas ⁴, N. Bize ¹⁰⁴, J.T. Blair ¹⁰⁹, D. Blau ¹⁴², M.B. Blidaru ⁹⁸, N. Bluhme ³⁹, C. Blume ⁶⁵, G. Boca ^{22,56}, F. Bock ⁸⁸, T. Bodova ²¹, A. Bogdanov ¹⁴², S. Boi ²³, J. Bok ⁵⁹, L. Boldizsár ⁴⁷, M. Bombara ³⁸, P.M. Bond ³³, G. Bonomi ^{135,56}, H. Borel ¹³¹, A. Borissov ¹⁴², A.G. Borquez Carcamo ⁹⁵, H. Bossi ¹³⁹, E. Botta ²⁵, Y.E.M. Bouziani ⁶⁵, L. Bratrud ⁶⁵, P. Braun-Munzinger ⁹⁸, M. Bregant ¹¹¹, M. Broz ³⁶, G.E. Bruno ^{97,32}, M.D. Buckland ²⁴, D. Budnikov ¹⁴², H. Buesching ⁶⁵, S. Bufalino ³⁰, P. Buhler ¹⁰³, N. Burmasov ¹⁴², Z. Buthelezi ^{69,124}, A. Bylinkin ²¹, S.A. Bysiak ¹⁰⁸, M. Cai ⁶, H. Caines ¹³⁹, A. Caliva ²⁹, E. Calvo Villar ¹⁰², J.M.M. Camacho ¹¹⁰, P. Camerini ²⁴, F.D.M. Canedo ¹¹¹, S.L. Cantway ¹³⁹, M. Carabas ¹¹⁴, A.A. Carballo ³³, F. Carnesecchi ³³, R. Caron ¹²⁹, L.A.D. Carvalho ¹¹¹, J. Castillo Castellanos ¹³¹, F. Catalano ^{33,25}, C. Ceballos Sanchez ¹⁴³, I. Chakaberia ⁷⁵, P. Chakraborty ⁴⁸, S. Chandra ¹³⁶, S. Chapeland ³³, M. Chartier ¹²⁰, S. Chattopadhyay ¹³⁶, S. Chattopadhyay ¹⁰⁰, T. Cheng ^{98,6}, C. Cheshkov ¹²⁹, B. Cheynis ¹²⁹, V. Chibante Barroso ³³, D.D. Chinellato ¹¹², E.S. Chizzali ^{11,96}, J. Cho ⁵⁹, S. Cho ⁵⁹, P. Chochula ³³, D. Choudhury ⁴², P. Christakoglou ⁸⁵, C.H. Christensen ⁸⁴, P. Christiansen ⁷⁶, T. Chujo ¹²⁶, M. Ciaccio ³⁰, C. Cicalo ⁵³, F. Cindolo ⁵², M.R. Ciupek ⁹⁸, G. Clai ^{111,52}, F. Colamaria ⁵¹, J.S. Colburn ¹⁰¹, D. Colella ^{97,32}, M. Colocci ²⁶, M. Concas ^{14,33}, G. Conesa Balbastre ⁷⁴, Z. Conesa del Valle ¹³², G. Contin ²⁴, J.G. Contreras ³⁶, M.L. Coquet ¹³¹, P. Cortese ^{134,57}, M.R. Cosentino ¹¹³, F. Costa ³³, S. Costanza ^{22,56}, C. Cot ¹³², J. Crkovská ⁹⁵, P. Crochet ¹²⁸, R. Cruz-Torres ⁷⁵, P. Cui ⁶, A. Dainese ⁵⁵, M.C. Danisch ⁹⁵, A. Danu ⁶⁴, P. Das ⁸¹, P. Das ⁴, S. Das ⁴, A.R. Dash ¹²⁷, S. Dash ⁴⁸, A. De Caro ²⁹, G. de Cataldo ⁵¹, J. de Cuveland ³⁹, A. De Falco ²³, D. De Gruttola ²⁹, N. De Marco ⁵⁷, C. De Martin ²⁴, S. De Pasquale ²⁹, R. Deb ¹³⁵, R. Del Grande ⁹⁶, L. Dello Stritto ²⁹, W. Deng ⁶, P. Dhandker ¹⁹, D. Di Bari ³², A. Di Mauro ³³, B. Diab ¹³¹, R.A. Diaz ^{143,7}, T. Dietel ¹¹⁵,

Y. Ding⁶, J. Ditzel⁶⁵, R. Divià³³, D.U. Dixit¹⁹, Ø. Djuvsland²¹, U. Dmitrieva¹⁴²,
A. Dobrin⁶⁴, B. Dönigus⁶⁵, J.M. Dubinski¹³⁷, A. Dubla⁹⁸, S. Dudi⁹¹, P. Dupieux¹²⁸,
M. Durkac¹⁰⁷, N. Dzalaiova¹³, T.M. Eder¹²⁷, R.J. Ehlers⁷⁵, F. Eisenhut⁶⁵, R. Ejima⁹³,
D. Elia⁵¹, B. Erasmus¹⁰⁴, F. Ercolessi²⁶, B. Espagnon¹³², G. Eulisse³³, D. Evans¹⁰¹,
S. Evdokimov¹⁴², L. Fabbietti⁹⁶, M. Faggin²⁸, J. Faivre⁷⁴, F. Fan⁶, W. Fan⁷⁵,
A. Fantoni⁵⁰, M. Fasel⁸⁸, A. Feliciello⁵⁷, G. Feofilov¹⁴², A. Fernández Téllez⁴⁵,
L. Ferrandi¹¹¹, M.B. Ferrer³³, A. Ferrero¹³¹, C. Ferrero⁵⁷, A. Ferretti²⁵,
V.J.G. Feuillard⁹⁵, V. Filova³⁶, D. Finogeev¹⁴², F.M. Fionda⁵³, E. Flatland³³, F. Flor¹¹⁷,
A.N. Flores¹⁰⁹, S. Foertsch⁶⁹, I. Fokin⁹⁵, S. Fokin¹⁴², E. Fragiaco⁵⁸, E. Frajna⁴⁷,
U. Fuchs³³, N. Funicello²⁹, C. Furget⁷⁴, A. Furs¹⁴², T. Fusayasu⁹⁹, J.J. Gaardhøje⁸⁴,
M. Gagliardi²⁵, A.M. Gago¹⁰², T. Gahlaut⁴⁸, C.D. Galvan¹¹⁰, D.R. Gangadharan¹¹⁷,
P. Ganoti⁷⁹, C. Garabatos⁹⁸, T. García Chávez⁴⁵, E. Garcia-Solis⁹, C. Gargiulo³³,
P. Gasik⁹⁸, A. Gautam¹¹⁹, M.B. Gay Ducati⁶⁷, M. Germain¹⁰⁴, A. Ghimouz¹²⁶, C. Ghosh¹³⁶,
M. Giacalone⁵², G. Gioachin³⁰, P. Giubellino^{98,57}, P. Giubilato²⁸, A.M.C. Glaenger¹³¹,
P. Glässel⁹⁵, E. Glimos¹²³, D.J.Q. Goh⁷⁷, V. Gonzalez¹³⁸, P. Gordeev¹⁴², M. Gorgon²,
K. Goswami⁴⁹, S. Gotovac³⁴, V. Grabski⁶⁸, L.K. Graczykowski¹³⁷, E. Grecka⁸⁷,
A. Grelli⁶⁰, C. Grigoras³³, V. Grigoriev¹⁴², S. Grigoryan^{143,1}, F. Grosa³³,
J.F. Grosse-Oetringhaus³³, R. Grosso⁹⁸, D. Grund³⁶, N.A. Grunwald⁹⁵, G.G. Guardiano¹¹²,
R. Guernane⁷⁴, M. Guilbaud¹⁰⁴, K. Gulbrandsen⁸⁴, T. Gündem⁶⁵, T. Gunji¹²⁵,
W. Guo⁶, A. Gupta⁹², R. Gupta⁹², R. Gupta⁴⁹, K. Gwizdziel¹³⁷, L. Gyulai⁴⁷,
C. Hadjidakis¹³², F.U. Haider⁹², S. Haidlova³⁶, H. Hamagaki⁷⁷, A. Hamdi⁷⁵, Y. Han¹⁴⁰,
B.G. Hanley¹³⁸, R. Hannigan¹⁰⁹, J. Hansen⁷⁶, M.R. Haque¹³⁷, J.W. Harris¹³⁹,
A. Harton⁹, H. Hassan¹¹⁸, D. Hatzifotiadiou⁵², P. Hauer⁴³, L.B. Havener¹³⁹,
S.T. Heckel⁹⁶, E. Hellbär⁹⁸, H. Helstrup³⁵, M. Hemmer⁶⁵, T. Herman³⁶, G. Herrera
Corral⁸, F. Herrmann¹²⁷, S. Herrmann¹²⁹, K.F. Hetland³⁵, B. Heybeck⁶⁵, H. Hillemanns³³,
B. Hippolyte¹³⁰, F.W. Hoffmann⁷¹, B. Hofman⁶⁰, G.H. Hong¹⁴⁰, M. Horst⁹⁶,
A. Horzyk², Y. Hou⁶, P. Hristov³³, C. Hughes¹²³, P. Huhn⁶⁵, L.M. Huhta¹¹⁸,
T.J. Humanic⁸⁹, A. Hutson¹¹⁷, D. Hutter³⁹, R. Ilkaev¹⁴², H. Ilyas¹⁴, M. Inaba¹²⁶,
G.M. Innocenti³³, M. Ippolitov¹⁴², A. Isakov^{85,87}, T. Isidori¹¹⁹, M.S. Islam¹⁰⁰,
M. Ivanov¹³, M. Ivanov⁹⁸, V. Ivanov¹⁴², K.E. Iversen⁷⁶, M. Jablonski², B. Jacak⁷⁵,
N. Jacazio²⁶, P.M. Jacobs⁷⁵, S. Jadlovská¹⁰⁷, J. Jadlovsky¹⁰⁷, S. Jaelani⁸³, C. Jahnke¹¹¹,
M.J. Jakubowska¹³⁷, M.A. Janik¹³⁷, T. Janson⁷¹, S. Ji¹⁷, S. Jia¹⁰, A.A.P. Jimenez⁶⁶,
F. Jonas^{88,127}, D.M. Jones¹²⁰, J.M. Jowett^{33,98}, J. Jung⁶⁵, M. Jung⁶⁵, A. Junique³³,
A. Jusko¹⁰¹, M.J. Kabus^{33,137}, J. Kaewjai¹⁰⁶, P. Kalinak⁶¹, A.S. Kalteyer⁹⁸, A. Kalweit³³,
V. Kaplin¹⁴², A. Karasu Uysal⁷³, D. Karatovic⁹⁰, O. Karavichev¹⁴², T. Karavicheva¹⁴²,
P. Karczmarczyk¹³⁷, E. Karpechev¹⁴², U. Keschull⁷¹, R. Keidel¹⁴¹, D.L.D. Keijdener⁶⁰,
M. Keil³³, B. Ketzer⁴³, S.S. Khade⁴⁹, A.M. Khan¹²¹, S. Khan¹⁶, A. Khanzadeev¹⁴²,
Y. Kharlov¹⁴², A. Khatun¹¹⁹, A. Khuntia³⁶, B. Kileng³⁵, B. Kim¹⁰⁵, C. Kim¹⁷,
D.J. Kim¹¹⁸, E.J. Kim⁷⁰, J. Kim¹⁴⁰, J.S. Kim⁴¹, J. Kim⁵⁹, J. Kim⁷⁰, M. Kim¹⁹,
S. Kim¹⁸, T. Kim¹⁴⁰, K. Kimura⁹³, S. Kirsch⁶⁵, I. Kisel³⁹, S. Kiselev¹⁴², A. Kisiel¹³⁷,
J.P. Kitowski², J.L. Klay⁵, J. Klein³³, S. Klein⁷⁵, C. Klein-Bösing¹²⁷, M. Kleiner⁶⁵,
T. Klemenz⁹⁶, A. Kluge³³, A.G. Knospe¹¹⁷, C. Kobdaj¹⁰⁶, T. Kollegger⁹⁸,
A. Kondratyev¹⁴³, N. Kondratyeva¹⁴², E. Kondratyuk¹⁴², J. König⁶⁵, S.A. Königstorfer⁹⁶,

P.J. Konopka [ID](#)³³, G. Kornakov [ID](#)¹³⁷, M. Korwieser [ID](#)⁹⁶, S.D. Koryciak [ID](#)², A. Kotliarov [ID](#)⁸⁷, V. Kovalenko [ID](#)¹⁴², M. Kowalski [ID](#)¹⁰⁸, V. Kozuharov [ID](#)³⁷, I. Králik [ID](#)⁶¹, A. Kravčáková [ID](#)³⁸, L. Krcal [ID](#)^{33,39}, M. Krivda [ID](#)^{101,61}, F. Krizek [ID](#)⁸⁷, K. Krizkova Gajdosova [ID](#)³³, M. Kroesen [ID](#)⁹⁵, M. Krüger [ID](#)⁶⁵, D.M. Krupova [ID](#)³⁶, E. Kryshen [ID](#)¹⁴², V. Kučera [ID](#)⁵⁹, C. Kuhn [ID](#)¹³⁰, P.G. Kuijer [ID](#)⁸⁵, T. Kumaoka [ID](#)¹²⁶, D. Kumar [ID](#)¹³⁶, L. Kumar [ID](#)⁹¹, N. Kumar [ID](#)⁹¹, S. Kumar [ID](#)³², S. Kundu [ID](#)³³, P. Kurashvili [ID](#)⁸⁰, A. Kurepin [ID](#)¹⁴², A.B. Kurepin [ID](#)¹⁴², A. Kuryakin [ID](#)¹⁴², S. Kushpil [ID](#)⁸⁷, V. Kuskov [ID](#)¹⁴², M.J. Kweon [ID](#)⁵⁹, Y. Kwon [ID](#)¹⁴⁰, S.L. La Pointe [ID](#)³⁹, P. La Rocca [ID](#)²⁷, A. Lakrathok [ID](#)¹⁰⁶, M. Lamanna [ID](#)³³, A.R. Landou [ID](#)^{74,116}, R. Langoy [ID](#)¹²², P. Larionov [ID](#)³³, E. Laudi [ID](#)³³, L. Lautner [ID](#)^{33,96}, R. Lavicka [ID](#)¹⁰³, R. Lea [ID](#)^{135,56}, H. Lee [ID](#)¹⁰⁵, I. Legrand [ID](#)⁴⁶, G. Legras [ID](#)¹²⁷, J. Lehrbach [ID](#)³⁹, T.M. Lelek², R.C. Lemmon [ID](#)⁸⁶, I. León Monzón [ID](#)¹¹⁰, M.M. Lesch [ID](#)⁹⁶, E.D. Lesser [ID](#)¹⁹, P. Lévai [ID](#)⁴⁷, X. Li¹⁰, J. Lien [ID](#)¹²², R. Lietava [ID](#)¹⁰¹, I. Likmeta [ID](#)¹¹⁷, B. Lim [ID](#)²⁵, S.H. Lim [ID](#)¹⁷, V. Lindenstruth [ID](#)³⁹, A. Lindner⁴⁶, C. Lippmann [ID](#)⁹⁸, D.H. Liu [ID](#)⁶, J. Liu [ID](#)¹²⁰, G.S.S. Liveraro [ID](#)¹¹², I.M. Lofnes [ID](#)²¹, C. Loizides [ID](#)⁸⁸, S. Lokos [ID](#)¹⁰⁸, J. Lömker [ID](#)⁶⁰, P. Loncar [ID](#)³⁴, X. Lopez [ID](#)¹²⁸, E. López Torres [ID](#)⁷, P. Lu [ID](#)^{98,121}, F.V. Lugo [ID](#)⁶⁸, J.R. Luhder [ID](#)¹²⁷, M. Lunardon [ID](#)²⁸, G. Luparello [ID](#)⁵⁸, Y.G. Ma [ID](#)⁴⁰, M. Mager [ID](#)³³, A. Maire [ID](#)¹³⁰, E.M. Majerz², M.V. Makariev [ID](#)³⁷, M. Malaev [ID](#)¹⁴², G. Malfattore [ID](#)²⁶, N.M. Malik [ID](#)⁹², Q.W. Malik²⁰, S.K. Malik [ID](#)⁹², L. Malinina [ID](#)^{I,VII,143}, D. Mallick [ID](#)^{132,81}, N. Mallick [ID](#)⁴⁹, G. Mandaglio [ID](#)^{31,54}, S.K. Mandal [ID](#)⁸⁰, V. Manko [ID](#)¹⁴², F. Manso [ID](#)¹²⁸, V. Manzari [ID](#)⁵¹, Y. Mao [ID](#)⁶, R.W. Marcjan [ID](#)², G.V. Margagliotti [ID](#)²⁴, A. Margotti [ID](#)⁵², A. Marín [ID](#)⁹⁸, C. Markert [ID](#)¹⁰⁹, P. Martinengo [ID](#)³³, M.I. Martínez [ID](#)⁴⁵, G. Martínez García [ID](#)¹⁰⁴, M.P.P. Martins [ID](#)¹¹¹, S. Masciocchi [ID](#)⁹⁸, M. Masera [ID](#)²⁵, A. Masoni [ID](#)⁵³, L. Massacrier [ID](#)¹³², O. Massen [ID](#)⁶⁰, A. Mastroserio [ID](#)^{133,51}, O. Matonoha [ID](#)⁷⁶, S. Mattiazzo [ID](#)²⁸, A. Matyja [ID](#)¹⁰⁸, C. Mayer [ID](#)¹⁰⁸, A.L. Mazuecos [ID](#)³³, F. Mazzaschi [ID](#)²⁵, M. Mazzilli [ID](#)³³, J.E. Mdhului [ID](#)¹²⁴, Y. Melikyan [ID](#)⁴⁴, A. Menchaca-Rocha [ID](#)⁶⁸, J.E.M. Mendez [ID](#)⁶⁶, E. Meninno [ID](#)¹⁰³, A.S. Menon [ID](#)¹¹⁷, M. Meres [ID](#)¹³, S. Mhlanga^{115,69}, Y. Miake¹²⁶, L. Micheletti [ID](#)³³, D.L. Mihaylov [ID](#)⁹⁶, K. Mikhaylov [ID](#)^{143,142}, A.N. Mishra [ID](#)⁴⁷, D. Miśkowiec [ID](#)⁹⁸, A. Modak [ID](#)⁴, B. Mohanty⁸¹, M. Mohisin Khan [ID](#)^{V,16}, M.A. Molander [ID](#)⁴⁴, S. Monira [ID](#)¹³⁷, C. Mordasini [ID](#)¹¹⁸, D.A. Moreira De Godoy [ID](#)¹²⁷, I. Morozov [ID](#)¹⁴², A. Morsch [ID](#)³³, T. Mrnjavac [ID](#)³³, V. Muccifora [ID](#)⁵⁰, S. Muhuri [ID](#)¹³⁶, J.D. Mulligan [ID](#)⁷⁵, A. Mulliri [ID](#)²³, M.G. Munhoz [ID](#)¹¹¹, R.H. Munzer [ID](#)⁶⁵, H. Murakami [ID](#)¹²⁵, S. Murray [ID](#)¹¹⁵, L. Musa [ID](#)³³, J. Musinsky [ID](#)⁶¹, J.W. Myrcha [ID](#)¹³⁷, B. Naik [ID](#)¹²⁴, A.I. Nambrath [ID](#)¹⁹, B.K. Nandi [ID](#)⁴⁸, R. Nania [ID](#)⁵², E. Nappi [ID](#)⁵¹, A.F. Nassirpour [ID](#)¹⁸, A. Nath [ID](#)⁹⁵, C. Natrass [ID](#)¹²³, M.N. Naydenov [ID](#)³⁷, A. Neagu²⁰, A. Negru¹¹⁴, E. Nekrasova¹⁴², L. Nellen [ID](#)⁶⁶, R. Nepeivoda [ID](#)⁷⁶, S. Nese [ID](#)²⁰, G. Neskovic [ID](#)³⁹, N. Nicassio [ID](#)⁵¹, B.S. Nielsen [ID](#)⁸⁴, E.G. Nielsen [ID](#)⁸⁴, S. Nikolaev [ID](#)¹⁴², S. Nikulin [ID](#)¹⁴², V. Nikulin [ID](#)¹⁴², F. Noferini [ID](#)⁵², S. Noh [ID](#)¹², P. Nomokonov [ID](#)¹⁴³, J. Norman [ID](#)¹²⁰, N. Novitzky [ID](#)⁸⁸, P. Nowakowski [ID](#)¹³⁷, A. Nyanin [ID](#)¹⁴², J. Nystrand [ID](#)²¹, M. Ogino [ID](#)⁷⁷, S. Oh [ID](#)¹⁸, A. Ohlson [ID](#)⁷⁶, V.A. Okorokov [ID](#)¹⁴², J. Oleniacz [ID](#)¹³⁷, A.C. Oliveira Da Silva [ID](#)¹²³, A. Onnerstad [ID](#)¹¹⁸, C. Oppedisano [ID](#)⁵⁷, A. Ortiz Velasquez [ID](#)⁶⁶, J. Otwinowski [ID](#)¹⁰⁸, M. Oya⁹³, K. Oyama [ID](#)⁷⁷, Y. Pachmayer [ID](#)⁹⁵, S. Padhan [ID](#)⁴⁸, D. Pagano [ID](#)^{135,56}, G. Paic [ID](#)⁶⁶, S. Paisano-Guzmán [ID](#)⁴⁵, A. Palasciano [ID](#)⁵¹, S. Panebianco [ID](#)¹³¹, H. Park [ID](#)¹²⁶, H. Park [ID](#)¹⁰⁵, J. Park [ID](#)⁵⁹, J.E. Parkkila [ID](#)³³, Y. Patley [ID](#)⁴⁸, R.N. Patra⁹², B. Paul [ID](#)²³, H. Pei [ID](#)⁶, T. Peitzmann [ID](#)⁶⁰, X. Peng [ID](#)¹¹, M. Pennisi [ID](#)²⁵, S. Perciballi [ID](#)²⁵, D. Peresunko [ID](#)¹⁴², G.M. Perez [ID](#)⁷, Y. Pestov¹⁴², V. Petrov [ID](#)¹⁴², M. Petrovici [ID](#)⁴⁶, R.P. Pezzi [ID](#)^{104,67}, S. Piano [ID](#)⁵⁸, M. Pikna [ID](#)¹³, P. Pillot [ID](#)¹⁰⁴, O. Pinazza [ID](#)^{52,33}, L. Pinsky¹¹⁷, C. Pinto [ID](#)⁹⁶, S. Pisano [ID](#)⁵⁰, M. Płoskoń [ID](#)⁷⁵, M. Planinic⁹⁰, F. Pliquett⁶⁵, M.G. Poghosyan [ID](#)⁸⁸,

B. Polichtchouk [ID](#)¹⁴², S. Politano [ID](#)³⁰, N. Poljak [ID](#)⁹⁰, A. Pop [ID](#)⁴⁶, S. Porteboeuf-Houssais [ID](#)¹²⁸,
 V. Pozdniakov [ID](#)¹⁴³, I.Y. Pozos [ID](#)⁴⁵, K.K. Pradhan [ID](#)⁴⁹, S.K. Prasad [ID](#)⁴, S. Prasad [ID](#)⁴⁹,
 R. Preghenella [ID](#)⁵², F. Prino [ID](#)⁵⁷, C.A. Pruneau [ID](#)¹³⁸, I. Pshenichnov [ID](#)¹⁴², M. Puccio [ID](#)³³,
 S. Pucillo [ID](#)²⁵, Z. Pugelova ¹⁰⁷, S. Qiu [ID](#)⁸⁵, L. Quaglia [ID](#)²⁵, S. Ragoni [ID](#)¹⁵, A. Rai [ID](#)¹³⁹,
 A. Rakotozafindrabe [ID](#)¹³¹, L. Ramello [ID](#)^{134,57}, F. Rami [ID](#)¹³⁰, T.A. Rancien ⁷⁴, M. Rasa [ID](#)²⁷,
 S.S. Räsänen [ID](#)⁴⁴, R. Rath [ID](#)⁵², M.P. Rauch [ID](#)²¹, I. Ravasenga [ID](#)⁸⁵, K.F. Read [ID](#)^{88,123},
 C. Reckziegel [ID](#)¹¹³, A.R. Redelbach [ID](#)³⁹, K. Redlich [ID](#)^{VI,80}, C.A. Reetz [ID](#)⁹⁸, H.D. Regules-Medel ⁴⁵,
 A. Rehman ²¹, F. Reidt [ID](#)³³, H.A. Reme-Ness [ID](#)³⁵, Z. Rescakova ³⁸, K. Reygers [ID](#)⁹⁵, A. Riabov [ID](#)¹⁴²,
 V. Riabov [ID](#)¹⁴², R. Ricci [ID](#)²⁹, M. Richter [ID](#)²⁰, A.A. Riedel [ID](#)⁹⁶, W. Riegler [ID](#)³³, A.G. Riffero [ID](#)²⁵,
 C. Ristea [ID](#)⁶⁴, M.V. Rodriguez [ID](#)³³, M. Rodríguez Cahuantzi [ID](#)⁴⁵, S.A. Rodríguez Ramírez [ID](#)⁴⁵,
 K. Røed [ID](#)²⁰, R. Rogalev [ID](#)¹⁴², E. Rogochaya [ID](#)¹⁴³, T.S. Rogoschinski [ID](#)⁶⁵, D. Rohr [ID](#)³³,
 D. Röhrich [ID](#)²¹, P.F. Rojas ⁴⁵, S. Rojas Torres [ID](#)³⁶, P.S. Rokita [ID](#)¹³⁷, G. Romanenko [ID](#)²⁶,
 F. Ronchetti [ID](#)⁵⁰, A. Rosano [ID](#)^{31,54}, E.D. Rosas ⁶⁶, K. Roslon [ID](#)¹³⁷, A. Rossi [ID](#)⁵⁵, A. Roy [ID](#)⁴⁹,
 S. Roy [ID](#)⁴⁸, N. Rubini [ID](#)²⁶, D. Ruggiano [ID](#)¹³⁷, R. Rui [ID](#)²⁴, P.G. Russek [ID](#)², R. Russo [ID](#)⁸⁵,
 A. Rustamov [ID](#)⁸², E. Ryabinkin [ID](#)¹⁴², Y. Ryabov [ID](#)¹⁴², A. Rybicki [ID](#)¹⁰⁸, H. Rytönen [ID](#)¹¹⁸,
 J. Ryu [ID](#)¹⁷, W. Rzesza [ID](#)¹³⁷, O.A.M. Saarimäki [ID](#)⁴⁴, S. Sadhu [ID](#)³², S. Sadovsky [ID](#)¹⁴², J. Saetre [ID](#)²¹,
 K. Šafařík [ID](#)³⁶, P. Saha ⁴², S.K. Saha [ID](#)⁴, S. Saha [ID](#)⁸¹, B. Sahoo [ID](#)⁴⁸, B. Sahoo [ID](#)⁴⁹, R. Sahoo [ID](#)⁴⁹,
 S. Sahoo ⁶², D. Sahu [ID](#)⁴⁹, P.K. Sahu [ID](#)⁶², J. Saini [ID](#)¹³⁶, K. Sajdakova ³⁸, S. Sakai [ID](#)¹²⁶,
 M.P. Salvan [ID](#)⁹⁸, S. Sambyal [ID](#)⁹², D. Samitz [ID](#)¹⁰³, I. Sanna [ID](#)^{33,96}, T.B. Saramela ¹¹¹, P. Sarma [ID](#)⁴²,
 V. Sarritzu [ID](#)²³, V.M. Sarti [ID](#)⁹⁶, M.H.P. Sas [ID](#)³³, S. Sawan ⁸¹, J. Schambach [ID](#)⁸⁸, H.S. Scheid [ID](#)⁶⁵,
 C. Schiaua [ID](#)⁴⁶, R. Schicker [ID](#)⁹⁵, F. Schlepper [ID](#)⁹⁵, A. Schmah ⁹⁸, C. Schmidt [ID](#)⁹⁸, H.R. Schmidt ⁹⁴,
 M.O. Schmidt [ID](#)³³, M. Schmidt ⁹⁴, N.V. Schmidt [ID](#)⁸⁸, A.R. Schmier [ID](#)¹²³, R. Schotter [ID](#)¹³⁰,
 A. Schröter [ID](#)³⁹, J. Schukraft [ID](#)³³, K. Schweda [ID](#)⁹⁸, G. Scioli [ID](#)²⁶, E. Scomparin [ID](#)⁵⁷, J.E. Seger [ID](#)¹⁵,
 Y. Sekiguchi ¹²⁵, D. Sekihata [ID](#)¹²⁵, M. Selina [ID](#)⁸⁵, I. Selyuzhenkov [ID](#)⁹⁸, S. Senyukov [ID](#)¹³⁰,
 J.J. Seo [ID](#)^{95,59}, D. Serebryakov [ID](#)¹⁴², L. Šerkšnytė [ID](#)⁹⁶, A. Sevcenco [ID](#)⁶⁴, T.J. Shaba [ID](#)⁶⁹,
 A. Shabetai [ID](#)¹⁰⁴, R. Shahoyan ³³, A. Shangaraev [ID](#)¹⁴², A. Sharma ⁹¹, B. Sharma [ID](#)⁹², D. Sharma [ID](#)⁴⁸,
 H. Sharma [ID](#)⁵⁵, M. Sharma [ID](#)⁹², S. Sharma [ID](#)⁷⁷, S. Sharma [ID](#)⁹², U. Sharma [ID](#)⁹², A. Shatat [ID](#)¹³²,
 O. Sheibani ¹¹⁷, K. Shigaki [ID](#)⁹³, M. Shimomura ⁷⁸, J. Shin ¹², S. Shirinkin [ID](#)¹⁴², Q. Shou [ID](#)⁴⁰,
 Y. Sibiriak [ID](#)¹⁴², S. Siddhanta [ID](#)⁵³, T. Siemiarz [ID](#)⁸⁰, T.F. Silva [ID](#)¹¹¹, D. Silvermyr [ID](#)⁷⁶,
 T. Simantathammakul ¹⁰⁶, R. Simeonov [ID](#)³⁷, B. Singh ⁹², B. Singh [ID](#)⁹⁶, K. Singh [ID](#)⁴⁹, R. Singh [ID](#)⁸¹,
 R. Singh [ID](#)⁹², R. Singh [ID](#)⁴⁹, S. Singh [ID](#)¹⁶, V.K. Singh [ID](#)¹³⁶, V. Singhal [ID](#)¹³⁶, T. Sinha [ID](#)¹⁰⁰,
 B. Sitar [ID](#)¹³, M. Sitta [ID](#)^{134,57}, T.B. Skaali ²⁰, G. Skorodumovs [ID](#)⁹⁵, M. Slupecki [ID](#)⁴⁴, N. Smirnov [ID](#)¹³⁹,
 R.J.M. Snellings [ID](#)⁶⁰, E.H. Solheim [ID](#)²⁰, J. Song [ID](#)¹⁷, C. Sonnabend [ID](#)^{33,98}, F. Soramel [ID](#)²⁸,
 A.B. Soto-hernandez [ID](#)⁸⁹, R. Spijkers [ID](#)⁸⁵, I. Sputowska [ID](#)¹⁰⁸, J. Staa [ID](#)⁷⁶, J. Stachel [ID](#)⁹⁵, I. Stan [ID](#)⁶⁴,
 P.J. Steffanic [ID](#)¹²³, S.F. Stiefelmaier [ID](#)⁹⁵, D. Stocco [ID](#)¹⁰⁴, I. Storehaug [ID](#)²⁰, P. Stratmann [ID](#)¹²⁷,
 S. Strazzi [ID](#)²⁶, A. Sturniolo [ID](#)^{31,54}, C.P. Stylianidis ⁸⁵, A.A.P. Suaide [ID](#)¹¹¹, C. Suire [ID](#)¹³²,
 M. Sukhanov [ID](#)¹⁴², M. Suljic [ID](#)³³, R. Sultanov [ID](#)¹⁴², V. Sumberia [ID](#)⁹², S. Sumowidagdo [ID](#)⁸³,
 S. Swain ⁶², I. Szarka [ID](#)¹³, M. Szymkowski [ID](#)¹³⁷, S.F. Taghavi [ID](#)⁹⁶, G. Taillepied [ID](#)⁹⁸,
 J. Takahashi [ID](#)¹¹², G.J. Tambave [ID](#)⁸¹, S. Tang [ID](#)⁶, Z. Tang [ID](#)¹²¹, J.D. Tapia Takaki [ID](#)¹¹⁹, N. Tapus ¹¹⁴,
 L.A. Tarasovicova [ID](#)¹²⁷, M.G. Tarzila [ID](#)⁴⁶, G.F. Tassielli [ID](#)³², A. Tauro [ID](#)³³, A. Tavira García [ID](#)¹³²,
 G. Tejeda Muñoz [ID](#)⁴⁵, A. Telesca [ID](#)³³, L. Terlizzi [ID](#)²⁵, C. Terrevoli [ID](#)¹¹⁷, S. Thakur [ID](#)⁴,
 D. Thomas [ID](#)¹⁰⁹, A. Tikhonov [ID](#)¹⁴², N. Tiltmann [ID](#)¹²⁷, A.R. Timmins [ID](#)¹¹⁷, M. Tkacik ¹⁰⁷,
 T. Tkacik [ID](#)¹⁰⁷, A. Toia [ID](#)⁶⁵, R. Tokumoto ⁹³, K. Tomohiro ⁹³, N. Topilskaya [ID](#)¹⁴², M. Toppi [ID](#)⁵⁰,

T. Tork¹³², V.V. Torres¹⁰⁴, A.G. Torres Ramos³², A. Trifiró^{31,54}, A.S. Triolo^{33,31,54}, S. Tripathy⁵², T. Tripathy⁴⁸, S. Trogolo³³, V. Trubnikov³, W.H. Trzaska¹¹⁸, T.P. Trzcinski¹³⁷, A. Tumkin¹⁴², R. Turrisi⁵⁵, T.S. Tvetter²⁰, K. Ullaland²¹, B. Ulukutlu⁹⁶, A. Uras¹²⁹, G.L. Usai²³, M. Vala³⁸, N. Valle²², L.V.R. van Doremalen⁶⁰, M. van Leeuwen⁸⁵, C.A. van Veen⁹⁵, R.J.G. van Weelden⁸⁵, P. Vande Vyvre³³, D. Varga⁴⁷, Z. Varga⁴⁷, P. Vargas Torres⁶⁶, M. Vasileiou⁷⁹, A. Vasiliev¹⁴², O. Vázquez Doce⁵⁰, O. Vazquez Rueda¹¹⁷, V. Vechernin¹⁴², E. Vercellin²⁵, S. Vergara Limón⁴⁵, R. Verma⁴⁸, L. Vermunt⁹⁸, R. Vértesi⁴⁷, M. Verweij⁶⁰, L. Vickovic³⁴, Z. Vilakazi¹²⁴, O. Villalobos Baillie¹⁰¹, A. Villani²⁴, A. Vinogradov¹⁴², T. Virgili²⁹, M.M.O. Virta¹¹⁸, V. Vislavicius⁷⁶, A. Vodopyanov¹⁴³, B. Volkel³³, M.A. Völkl⁹⁵, K. Voloshin¹⁴², S.A. Voloshin¹³⁸, G. Volpe³², B. von Haller³³, I. Vorobyev⁹⁶, N. Vozniuk¹⁴², J. Vrláková³⁸, J. Wan⁴⁰, C. Wang⁴⁰, D. Wang⁴⁰, Y. Wang⁴⁰, Y. Wang⁶, A. Wegrzynek³³, F.T. Weiglhofer³⁹, S.C. Wenzel³³, J.P. Wessels¹²⁷, J. Wiechula⁶⁵, J. Wikne²⁰, G. Wilk⁸⁰, J. Wilkinson⁹⁸, G.A. Willems¹²⁷, B. Windelband⁹⁵, M. Winn¹³¹, J.R. Wright¹⁰⁹, W. Wu⁴⁰, Y. Wu¹²¹, R. Xu⁶, A. Yadav⁴³, A.K. Yadav¹³⁶, S. Yalcin⁷³, Y. Yamaguchi⁹³, S. Yang²¹, S. Yano⁹³, E.R. Yeats¹⁹, Z. Yin⁶, I.-K. Yoo¹⁷, J.H. Yoon⁵⁹, H. Yu¹², S. Yuan²¹, A. Yuncu⁹⁵, V. Zaccolo²⁴, C. Zampolli³³, F. Zanone⁹⁵, N. Zardoshti³³, A. Zarochentsev¹⁴², P. Závada⁶³, N. Zaviyalov¹⁴², M. Zhalov¹⁴², B. Zhang⁶, C. Zhang¹³¹, L. Zhang⁴⁰, S. Zhang⁴⁰, X. Zhang⁶, Y. Zhang¹²¹, Z. Zhang⁶, M. Zhao¹⁰, V. Zhrebchevskii¹⁴², Y. Zhi¹⁰, D. Zhou⁶, Y. Zhou⁸⁴, J. Zhu^{55,6}, Y. Zhu⁶, S.C. Zugravel⁵⁷, N. Zurlo^{135,56}

¹ *A.I. Alikhanyan National Science Laboratory (Yerevan Physics Institute) Foundation, Yerevan, Armenia*

² *AGH University of Krakow, Cracow, Poland*

³ *Bogolyubov Institute for Theoretical Physics, National Academy of Sciences of Ukraine, Kiev, Ukraine*

⁴ *Bose Institute, Department of Physics and Centre for Astroparticle Physics and Space Science (CAPSS), Kolkata, India*

⁵ *California Polytechnic State University, San Luis Obispo, California, United States*

⁶ *Central China Normal University, Wuhan, China*

⁷ *Centro de Aplicaciones Tecnológicas y Desarrollo Nuclear (CEADEN), Havana, Cuba*

⁸ *Centro de Investigación y de Estudios Avanzados (CINVESTAV), Mexico City and Mérida, Mexico*

⁹ *Chicago State University, Chicago, Illinois, United States*

¹⁰ *China Institute of Atomic Energy, Beijing, China*

¹¹ *China University of Geosciences, Wuhan, China*

¹² *Chungbuk National University, Cheongju, Republic of Korea*

¹³ *Comenius University Bratislava, Faculty of Mathematics, Physics and Informatics, Bratislava, Slovak Republic*

¹⁴ *COMSATS University Islamabad, Islamabad, Pakistan*

¹⁵ *Creighton University, Omaha, Nebraska, United States*

¹⁶ *Department of Physics, Aligarh Muslim University, Aligarh, India*

¹⁷ *Department of Physics, Pusan National University, Pusan, Republic of Korea*

¹⁸ *Department of Physics, Sejong University, Seoul, Republic of Korea*

¹⁹ *Department of Physics, University of California, Berkeley, California, United States*

²⁰ *Department of Physics, University of Oslo, Oslo, Norway*

²¹ *Department of Physics and Technology, University of Bergen, Bergen, Norway*

²² *Dipartimento di Fisica, Università di Pavia, Pavia, Italy*

²³ *Dipartimento di Fisica dell'Università and Sezione INFN, Cagliari, Italy*

²⁴ *Dipartimento di Fisica dell'Università and Sezione INFN, Trieste, Italy*

²⁵ *Dipartimento di Fisica dell'Università and Sezione INFN, Turin, Italy*

²⁶ *Dipartimento di Fisica e Astronomia dell'Università and Sezione INFN, Bologna, Italy*

- ²⁷ *Dipartimento di Fisica e Astronomia dell'Università and Sezione INFN, Catania, Italy*
- ²⁸ *Dipartimento di Fisica e Astronomia dell'Università and Sezione INFN, Padova, Italy*
- ²⁹ *Dipartimento di Fisica 'E.R. Caianiello' dell'Università and Gruppo Collegato INFN, Salerno, Italy*
- ³⁰ *Dipartimento DISAT del Politecnico and Sezione INFN, Turin, Italy*
- ³¹ *Dipartimento di Scienze MIFT, Università di Messina, Messina, Italy*
- ³² *Dipartimento Interateneo di Fisica 'M. Merlin' and Sezione INFN, Bari, Italy*
- ³³ *European Organization for Nuclear Research (CERN), Geneva, Switzerland*
- ³⁴ *Faculty of Electrical Engineering, Mechanical Engineering and Naval Architecture, University of Split, Split, Croatia*
- ³⁵ *Faculty of Engineering and Science, Western Norway University of Applied Sciences, Bergen, Norway*
- ³⁶ *Faculty of Nuclear Sciences and Physical Engineering, Czech Technical University in Prague, Prague, Czech Republic*
- ³⁷ *Faculty of Physics, Sofia University, Sofia, Bulgaria*
- ³⁸ *Faculty of Science, P.J. Šafárik University, Košice, Slovak Republic*
- ³⁹ *Frankfurt Institute for Advanced Studies, Johann Wolfgang Goethe-Universität Frankfurt, Frankfurt, Germany*
- ⁴⁰ *Fudan University, Shanghai, China*
- ⁴¹ *Gangneung-Wonju National University, Gangneung, Republic of Korea*
- ⁴² *Gauhati University, Department of Physics, Guwahati, India*
- ⁴³ *Helmholtz-Institut für Strahlen- und Kernphysik, Rheinische Friedrich-Wilhelms-Universität Bonn, Bonn, Germany*
- ⁴⁴ *Helsinki Institute of Physics (HIP), Helsinki, Finland*
- ⁴⁵ *High Energy Physics Group, Universidad Autónoma de Puebla, Puebla, Mexico*
- ⁴⁶ *Horia Hulubei National Institute of Physics and Nuclear Engineering, Bucharest, Romania*
- ⁴⁷ *HUN-REN Wigner Research Centre for Physics, Budapest, Hungary*
- ⁴⁸ *Indian Institute of Technology Bombay (IIT), Mumbai, India*
- ⁴⁹ *Indian Institute of Technology Indore, Indore, India*
- ⁵⁰ *INFN, Laboratori Nazionali di Frascati, Frascati, Italy*
- ⁵¹ *INFN, Sezione di Bari, Bari, Italy*
- ⁵² *INFN, Sezione di Bologna, Bologna, Italy*
- ⁵³ *INFN, Sezione di Cagliari, Cagliari, Italy*
- ⁵⁴ *INFN, Sezione di Catania, Catania, Italy*
- ⁵⁵ *INFN, Sezione di Padova, Padova, Italy*
- ⁵⁶ *INFN, Sezione di Pavia, Pavia, Italy*
- ⁵⁷ *INFN, Sezione di Torino, Turin, Italy*
- ⁵⁸ *INFN, Sezione di Trieste, Trieste, Italy*
- ⁵⁹ *Inha University, Incheon, Republic of Korea*
- ⁶⁰ *Institute for Gravitational and Subatomic Physics (GRASP), Utrecht University/Nikhef, Utrecht, Netherlands*
- ⁶¹ *Institute of Experimental Physics, Slovak Academy of Sciences, Košice, Slovak Republic*
- ⁶² *Institute of Physics, Homi Bhabha National Institute, Bhubaneswar, India*
- ⁶³ *Institute of Physics of the Czech Academy of Sciences, Prague, Czech Republic*
- ⁶⁴ *Institute of Space Science (ISS), Bucharest, Romania*
- ⁶⁵ *Institut für Kernphysik, Johann Wolfgang Goethe-Universität Frankfurt, Frankfurt, Germany*
- ⁶⁶ *Instituto de Ciencias Nucleares, Universidad Nacional Autónoma de México, Mexico City, Mexico*
- ⁶⁷ *Instituto de Física, Universidade Federal do Rio Grande do Sul (UFRGS), Porto Alegre, Brazil*
- ⁶⁸ *Instituto de Física, Universidad Nacional Autónoma de México, Mexico City, Mexico*
- ⁶⁹ *iThemba LABS, National Research Foundation, Somerset West, South Africa*
- ⁷⁰ *Jeonbuk National University, Jeonju, Republic of Korea*
- ⁷¹ *Johann-Wolfgang-Goethe Universität Frankfurt Institut für Informatik, Fachbereich Informatik und Mathematik, Frankfurt, Germany*
- ⁷² *Korea Institute of Science and Technology Information, Daejeon, Republic of Korea*
- ⁷³ *KTO Karatay University, Konya, Turkey*

- ⁷⁴ *Laboratoire de Physique Subatomique et de Cosmologie, Université Grenoble-Alpes, CNRS-IN2P3, Grenoble, France*
- ⁷⁵ *Lawrence Berkeley National Laboratory, Berkeley, California, United States*
- ⁷⁶ *Lund University Department of Physics, Division of Particle Physics, Lund, Sweden*
- ⁷⁷ *Nagasaki Institute of Applied Science, Nagasaki, Japan*
- ⁷⁸ *Nara Women's University (NWU), Nara, Japan*
- ⁷⁹ *National and Kapodistrian University of Athens, School of Science, Department of Physics, Athens, Greece*
- ⁸⁰ *National Centre for Nuclear Research, Warsaw, Poland*
- ⁸¹ *National Institute of Science Education and Research, Homi Bhabha National Institute, Jatni, India*
- ⁸² *National Nuclear Research Center, Baku, Azerbaijan*
- ⁸³ *National Research and Innovation Agency - BRIN, Jakarta, Indonesia*
- ⁸⁴ *Niels Bohr Institute, University of Copenhagen, Copenhagen, Denmark*
- ⁸⁵ *Nikhef, National institute for subatomic physics, Amsterdam, Netherlands*
- ⁸⁶ *Nuclear Physics Group, STFC Daresbury Laboratory, Daresbury, United Kingdom*
- ⁸⁷ *Nuclear Physics Institute of the Czech Academy of Sciences, Husinec-Řež, Czech Republic*
- ⁸⁸ *Oak Ridge National Laboratory, Oak Ridge, Tennessee, United States*
- ⁸⁹ *Ohio State University, Columbus, Ohio, United States*
- ⁹⁰ *Physics department, Faculty of science, University of Zagreb, Zagreb, Croatia*
- ⁹¹ *Physics Department, Panjab University, Chandigarh, India*
- ⁹² *Physics Department, University of Jammu, Jammu, India*
- ⁹³ *Physics Program and International Institute for Sustainability with Knotted Chiral Meta Matter (SKCM2), Hiroshima University, Hiroshima, Japan*
- ⁹⁴ *Physikalisches Institut, Eberhard-Karls-Universität Tübingen, Tübingen, Germany*
- ⁹⁵ *Physikalisches Institut, Ruprecht-Karls-Universität Heidelberg, Heidelberg, Germany*
- ⁹⁶ *Physik Department, Technische Universität München, Munich, Germany*
- ⁹⁷ *Politecnico di Bari and Sezione INFN, Bari, Italy*
- ⁹⁸ *Research Division and ExtreMe Matter Institute EMMI, GSI Helmholtzzentrum für Schwerionenforschung GmbH, Darmstadt, Germany*
- ⁹⁹ *Saga University, Saga, Japan*
- ¹⁰⁰ *Saha Institute of Nuclear Physics, Homi Bhabha National Institute, Kolkata, India*
- ¹⁰¹ *School of Physics and Astronomy, University of Birmingham, Birmingham, United Kingdom*
- ¹⁰² *Sección Física, Departamento de Ciencias, Pontificia Universidad Católica del Perú, Lima, Peru*
- ¹⁰³ *Stefan Meyer Institut für Subatomare Physik (SMI), Vienna, Austria*
- ¹⁰⁴ *SUBATECH, IMT Atlantique, Nantes Université, CNRS-IN2P3, Nantes, France*
- ¹⁰⁵ *Sungkyunkwan University, Suwon City, Republic of Korea*
- ¹⁰⁶ *Suranaree University of Technology, Nakhon Ratchasima, Thailand*
- ¹⁰⁷ *Technical University of Košice, Košice, Slovak Republic*
- ¹⁰⁸ *The Henryk Niewodniczanski Institute of Nuclear Physics, Polish Academy of Sciences, Cracow, Poland*
- ¹⁰⁹ *The University of Texas at Austin, Austin, Texas, United States*
- ¹¹⁰ *Universidad Autónoma de Sinaloa, Culiacán, Mexico*
- ¹¹¹ *Universidade de São Paulo (USP), São Paulo, Brazil*
- ¹¹² *Universidade Estadual de Campinas (UNICAMP), Campinas, Brazil*
- ¹¹³ *Universidade Federal do ABC, Santo Andre, Brazil*
- ¹¹⁴ *Universitatea Nationala de Stiinta si Tehnologie Politehnica Bucuresti, Bucharest, Romania*
- ¹¹⁵ *University of Cape Town, Cape Town, South Africa*
- ¹¹⁶ *University of Derby, Derby, United Kingdom*
- ¹¹⁷ *University of Houston, Houston, Texas, United States*
- ¹¹⁸ *University of Jyväskylä, Jyväskylä, Finland*
- ¹¹⁹ *University of Kansas, Lawrence, Kansas, United States*
- ¹²⁰ *University of Liverpool, Liverpool, United Kingdom*
- ¹²¹ *University of Science and Technology of China, Hefei, China*
- ¹²² *University of South-Eastern Norway, Kongsberg, Norway*

- ¹²³ *University of Tennessee, Knoxville, Tennessee, United States*
- ¹²⁴ *University of the Witwatersrand, Johannesburg, South Africa*
- ¹²⁵ *University of Tokyo, Tokyo, Japan*
- ¹²⁶ *University of Tsukuba, Tsukuba, Japan*
- ¹²⁷ *Universität Münster, Institut für Kernphysik, Münster, Germany*
- ¹²⁸ *Université Clermont Auvergne, CNRS/IN2P3, LPC, Clermont-Ferrand, France*
- ¹²⁹ *Université de Lyon, CNRS/IN2P3, Institut de Physique des 2 Infinis de Lyon, Lyon, France*
- ¹³⁰ *Université de Strasbourg, CNRS, IPHC UMR 7178, F-67000 Strasbourg, France, Strasbourg, France*
- ¹³¹ *Université Paris-Saclay, Centre d'Etudes de Saclay (CEA), IRFU, Département de Physique Nucléaire (DPhN), Saclay, France*
- ¹³² *Université Paris-Saclay, CNRS/IN2P3, IJCLab, Orsay, France*
- ¹³³ *Università degli Studi di Foggia, Foggia, Italy*
- ¹³⁴ *Università del Piemonte Orientale, Vercelli, Italy*
- ¹³⁵ *Università di Brescia, Brescia, Italy*
- ¹³⁶ *Variable Energy Cyclotron Centre, Homi Bhabha National Institute, Kolkata, India*
- ¹³⁷ *Warsaw University of Technology, Warsaw, Poland*
- ¹³⁸ *Wayne State University, Detroit, Michigan, United States*
- ¹³⁹ *Yale University, New Haven, Connecticut, United States*
- ¹⁴⁰ *Yonsei University, Seoul, Republic of Korea*
- ¹⁴¹ *Zentrum für Technologie und Transfer (ZTT), Worms, Germany*
- ¹⁴² *Affiliated with an institute covered by a cooperation agreement with CERN*
- ¹⁴³ *Affiliated with an international laboratory covered by a cooperation agreement with CERN.*

^I *Deceased*

^{II} *Also at: Max-Planck-Institut für Physik, Munich, Germany*

^{III} *Also at: Italian National Agency for New Technologies, Energy and Sustainable Economic Development (ENEA), Bologna, Italy*

^{IV} *Also at: Dipartimento DET del Politecnico di Torino, Turin, Italy*

^V *Also at: Department of Applied Physics, Aligarh Muslim University, Aligarh, India*

^{VI} *Also at: Institute of Theoretical Physics, University of Wrocław, Poland*

^{VII} *Also at: An institution covered by a cooperation agreement with CERN*