

“Different ways to find the first delineations of fortresses”. Italian, French, and Dutch bastions in the Trattato di Fortificatione by Guarini

*Original*

“Different ways to find the first delineations of fortresses”. Italian, French, and Dutch bastions in the Trattato di Fortificatione by Guarini / Spallone, Roberta. - STAMPA. - 17:(2024), pp. 339-346. (Intervento presentato al convegno FORTMED2024\_Tirana tenutosi a Tirana (ALB) nel 18-19-20 aprile 2024) [10.4995/fortmed2024.2024.18057].

*Availability:*

This version is available at: 11583/2988001 since: 2024-04-23T10:49:27Z

*Publisher:*

edUPV (Universitat Politècnica de València)

*Published*

DOI:10.4995/fortmed2024.2024.18057

*Terms of use:*

This article is made available under terms and conditions as specified in the corresponding bibliographic description in the repository

*Publisher copyright*

(Article begins on next page)

# 17 DEFENSIVE ARCHITECTURE OF THE MEDITERRANEAN

Gjergji ISLAMI, Denada VEIZAJ (Eds.)





DEFENSIVE ARCHITECTURE OF THE MEDITERRANEAN  
Vol. XVII



DEFENSIVE ARCHITECTURE OF THE MEDITERRANEAN  
Vol. XVII

Editors  
Gjergji Islami, Denada Veizaj  
Universiteti Politeknik i Tiranës



UNIVERSITETI  
POLITEKNIK  
I TIRANËS

CIP Katalogimi në botim BK Tiranë

Universiteti Politeknik i Tiranës  
Defensive architecture of the Mediterranean / Universiteti Politeknik i Tiranës;  
ed. Gjergji Islami, Denada Veizaj. - Tiranë : Universiteti Politeknik i Tiranës, 2024.

Vol. 17, 350 f. ; 17 x 24 cm  
ISBN 978-9928-4814-0-5

1.Arkitektura 2.Konferenca  
72 (062)

Series *Defensive Architecture of the Mediterranean*  
General editor: Pablo Rodriguez-Navarro

The papers published in this volume have been peer-reviewed by the Scientific Committee of FORTMED2024\_Tirana

- © editors: Gjergji Islami, Denada Veizaj
- © editorial team: Saimira Arapi, Ana Pekmezi, Edmond Pergega
- © cover picture: Giorgio Verdiani
- © papers: the authors
- © publishers: Universiteti Politeknik i Tiranës, edUPV (Universitat Politècnica de València)

Published with the contribution of the University Politeknik I Tiranës

© Copyright 2024  
Universiteti Politeknik i Tiranës  
Sheshi Nënë Tereza 4, 1001, Tirana, Albania  
www.upt.al

ISBN 978-9928-4735-8-5 (electronic version)  
ISBN 978-9928-4814-0-5 (vol. 17)

© Copyright edUPV (Universitat Politècnica de València) 2024  
ISBN: 978-84-1396-243-6 (two-volume collection)  
ISBN: 978-84-1396-245-0 edUPV Ref. 6769 (electronic version)  
ISSN: 2792-5633 (Series *Defensive Architecture of the Mediterranean*)

PROCEEDINGS of the International Conference on Fortifications of the Mediterranean Coast FORTMED 2024  
Tirana, 18, 19 and 20 April 2024

CC BY-NC-ND 4.0  
Legal Code: <https://creativecommons.org/licenses/by-nc-nd/4.0/legalcode.it>



## Organization and committees

### Organizing Committee

Chairs:

Gjergji Islami, Universiteti Politeknik i Tiranës

Denada Veizaj, Universiteti Politeknik i Tiranës

Members:

Saimira Arapi, Universiteti Politeknik i Tiranës

Edmond Pergega, Universiteti Politeknik i Tiranës

Ana Pekmezi, Universiteti Politeknik i Tiranës

### Honor Committee:

Prof. Andrea Maliqari, Rector of the Polytechnic University of Tirana

Prof. Armand Vokshi, Dean of the Faculty of Architecture and Urbanism, Polytechnic University of Tirana

Alessandro Ruggera, Director of the Italian Institute of Culture, Tirana

### Scientific Committee

Almagro Gorbea, Antonio. Real Academia de Bellas Artes de San Fernando. Spain

Bertocci, Stefano. Università degli Studi di Firenze. Italy

Bevilacqua, Marco Giorgio. Università di Pisa. Italy

Bragard, Philippe. Université Catholique de Louvain. Belgium

Bouزيد, Boutheina. École Nationale d'Architecture. Tunisia

Bru Castro, Miguel Ángel. Instituto de Estudios de las Fortificaciones – AEAC. Spain

Cámara Muñoz, Alicia. UNED. Spain

Camiz, Alessandro. Università “G. d’Annunzio” di Chieti-Pescara. Italy

Campos, João. Centro de Estudos de Arquitectura Militar de Almeida. Portugal

Castro Barba, Angelo. The Polish Academy of Sciences, Institute of Archaeology and Ethnology. Poland – Università degli Studi di Palermo. Italy

Cherradi, Faissal. Ministère de la Culture du Royaume du Maroc. Morocco

Cobos Guerra, Fernando. Arquitecto. Spain

Columbu, Stefano. Università di Cagliari. Italy

Coppola, Giovanni. Università degli Studi Suor Orsola Benincasa di Napoli. Italy

Córdoba de la Llave, Ricardo. Universidad de Córdoba. Spain

Cornell, Per. University of Gothenburg. Sweden

Corniglio, Luigi. University of Campania “Luigi Vanvitelli”, Italy

Daci, Entela. Universiteti Politeknik i Tiranës. Albania

Dameri, Annalisa. Politecnico di Torino. Italy

Eppich, Rand. Universidad Politécnica de Madrid. Spain

Fairchild Ruggles, Dorothy. University of Illinois at Urbana-Champaign. USA

Fatta, Francesca. Università Mediterranea di Reggio Calabria. Italy

Faucherre, Nicolas. Aix-Marseille Université – CNRS. France

García Porras, Alberto. Universidad de Granada. Spain

García-Pulido, Luis José. Escuela de Estudios Árabes, CSIC. Spain

Georgopoulos, Andreas. Nat. Tec. University of Athens. Greece

Gil Crespo, Ignacio Javier. Asociación Española de Amigos de los Castillos. Spain

Gil Piqueras, Teresa. Universitat Politècnica de València. Spain

Guarducci, Anna. Università di Siena. Italy

Guidi, Gabriele. Politecnico di Milano. Italy



González Avilés, Ángel Benigno. Universitat d'Alacant. Spain  
Hadda, Lamia. Università degli Studi di Firenze. Italy  
Harris, John. Fortress Study Group. United Kingdom  
Islami, Gjergji. Universiteti Politeknik i Tiranës. Albania  
Jiménez Castillo, Pedro. Escuela de Estudios Árabes, CSIC. Spain  
León Muñoz, Alberto. Universidad de Córdoba. Spain  
López González, Concepción. Universitat Politècnica de València. Spain  
Marotta, Anna. Politecnico di Torino. Italy  
Martín Civantos, José María. Universidad de Granada. Spain  
Martínez Medina, Andrés. Universitat d'Alacant. Spain  
Mazzoli-Guintard, Christine. Université de Nantes. France  
Mira Rico, Juan Antonio. Universitat Oberta de Catalunya. Spain  
Navarro Palazón, Julio. Escuela de Estudios Árabes, CSIC. Spain  
Orihuela Uzal, Antonio. Escuela de Estudios Árabes, CSIC. Spain  
Parrinello, Sandro. Università di Firenze. Italy  
Pirinu, Andrea. Università di Cagliari. Italy  
Pompejano, Federica. Università di Genova. Italy  
Quesada García, Santiago. Universidad de Sevilla. Spain  
Rodríguez Domingo, José Manuel. Universidad de Granada. Spain  
Rodríguez-Navarro, Pablo. Universitat Politècnica de València. Spain  
Romagnoli, Giuseppe. Università degli Studi della Toscana. Italy  
Ruiz-Jaramillo, Jonathan. Universidad de Málaga. Spain  
Santiago Zaragoza, Juan Manuel. Universidad de Granada. Spain  
Spallone, Roberta. Politecnico di Torino. Italy  
Toscano, Maurizio. Universidad de Granada. Spain  
Ulivieri, Denise. Università di Pisa. Italy  
Veizaj, Denada. Universiteti Politeknik i Tiranës. Albania  
Varela Gomes, Rosa. Universidade Nova de Lisboa. Portugal  
Verdiani, Giorgio. Università degli Studi di Firenze. Italy  
Vitali, Marco. Politecnico di Torino. Italy  
Vokshi, Armand. Universiteti Politeknik i Tiranës. Albania  
Zaragoza, Catalán Arturo. Generalitat Valenciana. Spain  
Zerlenga, Ornella. Università degli Studi della Campania Luigi Vanvitelli. Italy

### **Advisory Committee**

Pablo Rodríguez-Navarro. President of FORTMED. Universitat Politècnica de València  
Giorgio Verdiani. Vice-president of FORTMED. Università degli Studi di Firenze  
Teresa Gil Piqueras. Secretary of FORTMED. Universitat Politècnica de València  
Roberta Spallone. FORTMED advisor. Politecnico di Torino  
Marco Giorgio Bevilacqua. FORTMED advisor. Università di Pisa  
Denise Ulivieri. FORTMED advisor. Università di Pisa

**Organized by:**



UNIVERSITETI  
POLITEKNIK  
I TIRANËS

**Partnership:**



UNIVERSITÀ  
DI PISA



UNIVERSITÀ  
DEGLI STUDI  
FIRENZE



UNIVERSITAT  
POLITÈCNICA  
DE VALÈNCIA

**With the support of:**





## Table of contents

<b>Preface</b> .....	XIII
<b>Contributions</b>	
HISTORICAL RESEARCH	
“Different ways to find the first delineations of fortresses”. Italian, French, and Dutch bastions in the Trattato di Fortificatione by Guarini .....	339
<i>R. Spallone</i>	
Le fortificazioni di terra delle mura medievali di Pisa nel XVII secolo. Analisi tecnico-militare del progetto di Gabriello Ughi .....	347
<i>M. G.o Bevilacqua, P. Rechichi</i>	
“Non serve, non servirà mai di niente” La cittadella di Asti: il progetto, gli errori, la demolizione .....	355
<i>A. Dameri</i>	
Reading the process of formation of military fortifications on the Algerian coast in the nineteenth century..	363
<i>S. Cherif, O. Menouer, S. Benselama-Messikh</i>	
Algiers fortified city vs. Algiers occupied in 1830 .....	371
<i>O. Menouer</i>	
Dos fortalezas fronterizas entre los reinos de Castilla y Granada en las <i>Cantigas de Santa María</i> de Alfonso X <i>El Sabio</i> (último tercio del siglo XIII) .....	379
<i>L. J. García-Pulido</i>	
La forteza de Porto Longón: el puesto avanzado de Felipe V en Italia (1715-1735). .....	387
<i>V. García González</i>	
El castillo Angevino-Aragonés de Gaeta en los dibujos de Leonardo Paterna Baldizzi .....	397
<i>A. Gallozzi, M. Cigola</i>	
La Puerta de la Xarea de la muralla árabe de Valencia .....	405
<i>C. López González, C. Romani López</i>	
Microcosmi mediterranei narrati e illustrati nell’isolario dell’ingegnere militare Francesco Ferretti. ....	413
<i>M. A. Bertini</i>	
La <i>traça</i> di El fratín. Forma e progetto delle fortificazioni “alla moderna” nel disegno di Jacopo Paleari. ....	421
<i>A. Pirinu</i>	
Assedi e macchine da guerra nel Mezzogiorno normanno, XI e XII secolo .....	429
<i>G. Coppola</i>	

Lo scudo descritto nel trattato di al-Tarsūsī, fine XII secolo .....	437
<i>L. Hadda</i>	
Governare il mare. Due mari fortificati lungo lo stretto di Piombino tra il XVI e il XVII secolo .....	445
<i>D. Ulivieri, O. Vaccari, I. Branca</i>	
I quartieri di cavalleria del Regno di Napoli.....	453
<i>R. Serraglio</i>	
La fortificazione dell'isola di Carloforte. Logiche militari e disegno illuminista nell'opera dell'ingegnere piemontese Augusto De la Vallea.....	461
<i>A. Pirinu, A. Martínez Medina, G. Sanna</i>	
Freehand draw and the study of military architecture .....	467
<i>F. Broglia, M. Pucci</i>	
Castelli e arsenali delle isole balcaniche nella <i>Peregrinatio</i> di Bernhard von Breydenbach.....	475
<i>D. Jacazzi, R.Fiorillo</i>	
Viewpoints on Nisida. Iconographic comparisons of views of the island.....	483
<i>V. Cirillo, R. Miele</i>	
Historical and spatial analysis of Šibenik bunkers .....	491
<i>A. Nakić</i>	
Cartography as a source for the medieval fortifications of Šibenik. ....	497
<i>J. Pavić</i>	
Fortezze del mediterraneo orientale e rappresentazioni attraverso la storia: il caso di Durazzo .....	505
<i>F. Di Girolamo, L. Çapeli</i>	
Occupare lo spazio dentro la città fino alle mura: Oristano in alcuni documenti del primo Seicento .....	513
<i>M. G. R. Mele</i>	
Il campo trincerato di Portoferraio all'isola d'Elba prima dell'epoca francese e napoleonica .....	523
<i>G. L. Dalle Luche, E. J. Karwacka</i>	
 <b>CHARACTERIZATION OF GEOMATERIALS</b>	
The Spanish Fort (16th Century) in the Kasbah of Bejaia (Algeria) .....	531
<i>M. Akouche, N. Mahindad, F. Fratini, S. Rescic, G. Misseri, L. Rovero</i>	
The ruins of Castiglione Balzetti: building materials and construction techniques.....	537
<i>S. Rescic, A. Arrighetti, F. Fratini, M. Mattone</i>	
Il borgo fortificato di Ventimiglia Alta (IM): il monitoraggio geotecnico per la conservazione.....	545
<i>M. Abbo, F. L. Buccafurri, A. C. De Hugo Silva</i>	
 <b>DIGITAL HERITAGE</b>	
Estándares y métodos para optimizar la digitalización 3D de las fortificaciones .....	555
<i>P. Rodríguez-Navarro, T. Gil-Piqueras</i>	

The Castle in Paphos, a fascinating, iconic, neglected, abused remain of a layered fortification) .....	563
<i>G. Verdiani, A. Charalambous</i>	
Técnicas de digitalización para el levantamiento gráfico y de diagnóstico mediante pruebas no destructivas para el estudio de lesiones en el patrimonio construido .....	571
<i>Á. Sánchez Corrochano, E. Martínez Sierra, A. Greco</i>	
From a survey the current state to a hypothesis of the former state. A digital trip in augmented reality into the 'deleted history' of the Capo d'Uomo Tower on Mount Argentario.....	579
<i>M. Barlozzini, F. Camagni, M. Fasolo, F. Lanfranchi, L. Martelli</i>	
Storia della Torre di San Giovanni Battista o Torre Scuola vicino a Porto Venere, SP (Italia) e applicazione delle nuove tecnologie di rilevamento per la restituzione 3D e lo studio architettonico. .	587
<i>N. Frroku, A. Lami, M. Xeka</i>	
Levantamiento y análisis espacial de la presa de Garganta del Ciervo y el paisaje regado por el embalse andalusí Albuhera (s. XII) .....	595
<i>S. Quesada-García, M. Lozano-Gómez</i>	
Virtual reconstruction of destroyed fortifications: the case study of Santa Caterina in Verona.....	603
<i>M. Russo, G. Flenghi, A. Buonacucina, V. Russo</i>	
Torri costiere del XV-XVII secolo all'isola d'Elba .....	611
<i>T. Emler, A. Caldarone, A. Fusinetti</i>	
Historical and 3D Survey Analyses for an Informative Database on the Venetian fort of Sant'Andrea.....	619
<i>L. Galeazzo, S. Parrinello</i>	
Study and representation of the bastion of San Maurizio in Turin: an educational experience.....	627
<i>M. Vitali, P. Rodriguez-Navarro, R. Spallone, M. Russo, G. Verdiani, F. Natta</i>	
The "Castelvecchio" of Matera. Documentation and analysis of a urban fortress in the apulian-lucanian context .....	635
<i>E. Lamacchia</i>	
Ricostruzione 3D del sito fortificato di Monte Crocchia (Basilicata, Italia) .....	643
<i>M. Delli Santi, M. Passarelli</i>	
 MISCELLANY	
When form is substance. Castles of Puglia and the art of building.....	651
<i>R. de Cadilhac, L. Serafini</i>	
In search of a possible dialogue between restoration and ruins. From ekphrasis to the 'new whole' evoked by the architectural fragment.....	659
<i>V. Montanari</i>	



## Preface

“Defensive Architecture of the Mediterranean” (volumes XVI and XVII) is the continuation of a series of publications that highlight the latest research on the fortifications of the Mediterranean region. These contributions were gathered in the seventh edition of the international conference Fortifications of the Mediterranean Coast, FORTMED 2024, hosted by Universiteti Politeknik i Tiranës in Tirana, Albania on April 18, 19, and 20, 2024.

The series 'Defensive Architecture of the Mediterranean' aims to share knowledge about the historical and current state of military architecture along the Mediterranean coast, including structures built overseas that are related to or influenced by those in the Mediterranean.

The conference and the 17 published volumes of the series have demonstrated to be the most persistent and serious effort in researching and documenting military architecture in the Mediterranean over the last decade.

While fortresses and castles have always been recognized as vital components of historic built heritage, their strategic defensive role hasn't always been fully understood and explored. The study of military architecture, a multidisciplinary task, prompts a reassessment of this cultural environment, often neglected or at risk. From prehistoric fortification traces to contemporary bunkers and military infrastructures, the discourse on documenting and preserving military heritage welcomes and encourages contributions from diverse fields, including architecture, engineering, archaeology, history, geography, and cultural heritage. FORTMED, the international conference on the Fortifications of the Mediterranean Coast, has evolved into a research-based platform that transcends borders and centuries, delving into the strategic, historical, and cultural significance of fortifications along the Mediterranean coast. FORTMED has embraced diverse venues, ranging from Valencia to Florence, Alicante to Turin, later to Granada, and finally to Pisa. These conferences have become synonymous with collaboration, knowledge exchange, and the exploration of multifaceted perspectives on defensive architecture. This initiative has turned into an intellectual odyssey, traversing the historical landscapes of the Mediterranean, exploring intricate fortifications that have shaped civilizations, and engaging with contemporary challenges in the preservation and restoration of architectural heritage.

### *FORTMED 2015*

The genesis of FORTMED can be traced back to the Polytechnic University of Valencia. Here, a research group led by Pablo Rodríguez-Navarro initiated the inaugural conference. Held at the Instituto Universitario de Restauración del Patrimonio of the Universitat Politècnica de València on October 15, 16, and 17, 2015, the conference aimed to establish the groundwork for future editions. This vision promptly materialized, firmly establishing FORTMED as a recognized reality.

### *FORTMED 2016*

The second edition of the conference, chaired by Giorgio Verdiani and hosted at the Dipartimento di Architettura of Università degli Studi di Firenze from November 10 to 12, 2016, expanded its thematic scope to encompass “the whole family of fortifications of the Mare Nostrum”. This extension primarily focused on structures dating from the 15th to the 18th centuries.



### FORTMED 2018

The fourth edition of the conference, chaired by Anna Marotta and Roberta Spallone and organized at the Dipartimento di Architettura e Design of the Università Politecnica di Torino, in the Valentino Castle venue from October 18 to 20, 2018, expanded its field of interest embracing Northern Europe and Far Eastern countries and including studies on defensive architecture from the Middle Ages to contemporary military buildings and settlements.

### FORTMED 2020

The fifth conference faced challenges due to the COVID-19 pandemic. Initially scheduled for March 2020, in Granada, it was later shifted to an online format held on November 4, 5, and 6, 2020. The online event was organized by the Escuela de Estudios Árabes of Granada, coordinated by Julio Navarro Palazón and Luis José García-Pulido. Given the significance of Islamic architecture in the Mediterranean and the previous studies conducted by the Escuela de Estudios Árabes of Granada, this theme was prominently featured in the conference.

### FORTMED 2023

The sixth edition, organized by the Dipartimento di Ingegneria dell'Energia, dei Sistemi, del Territorio e delle Costruzioni (DESTeC) of the University of Pisa in collaboration with the Municipality of San Giuliano Terme, took place on March 23, 24, and 25, 2023. Chaired by Marco Giorgio Bevilacqua and Denise Ulivieri, the conference aimed to advance a collaborative, integrated, and contemporary vision, recognizing the value of contemporary architectural heritage, such as bunkers built during World War II, and addressing emerging issues related to their preservation and restoration.

\*\*\*

In 2024, FORTMED expands beyond the borders of Italy and Spain for the first time, following six successful editions in those countries, to host the international discussion on Mediterranean military architecture in Tirana. This seventh edition ambitiously aims to invite and involve researchers from the Balkan countries within the FORTMED network, beginning with participants from Albania, Kosovo, Montenegro, Croatia, and Serbia. Spanning from ancient fortifications to Cold War bunkers, this edition efforts to present a broader spectrum of realities, reflecting and highlighting the rich multicultural environment surrounding the Mediterranean basin.

Supported by the Polytechnic University of Tirana, the organization of this conference has involved the Faculty of Architecture and Urbanism, the Department of Architecture, and the Department of Restoration and Technology of Architecture. Among others, the call has raised the interest of researchers from Albania, Balkan countries, and Italy, who have been studying the eastern Adriatic coast—a topic that has not been thoroughly explored in previous editions.

FORTMED 2024 received numerous contributions, which demonstrates the continuous interest and involvement of scholars in the topic of promoting the knowledge, preservation, and enhancement of the heritage of fortified architecture. All of the submitted papers were double-blind and peer-reviewed by the Scientific Committee. From these submissions, about 90 were selected, with authors from Albania, Algeria, Croatia, France, Greece, Italy, Kosovo, Montenegro, Morocco, Poland, Portugal, Serbia, Spain, Turkey, and the UK.

The contributions are collected in these two volumes (XVI and XVII) and organized according to their content into thematic sections, representing different topics and ways of approaching the study of defensive heritage: Historical research, Research on Built Heritage, Characterization of geomaterials, Digital Heritage, Culture and Management, and Miscellany.

We hope FORTMED 2024 will significantly contribute to fulfilling the mission of the conference in strengthening knowledge exchange and sharing for the better understanding, evaluation, and management of the culture and heritage of fortified architecture. At the same time, we believe that being present in the Balkans for the first time would result in the enlargement of the network of researchers that follow and actively contribute to FORTMED. This expansion will promote and disseminate knowledge on the eastern Adriatic fortifications and the rich cultural context of the region.

The organizers express gratitude to the Advisory Committee of the Conference, with special acknowledgment to Pablo Rodriguez-Navarro and Giorgio Verdiani, for their constant and valuable support throughout the entire process. Sincere appreciation is extended to the members of the Scientific Committee for their expertise and dedicated effort in thoroughly reviewing the submitted proposals.

We would like to thank Andrea Maliqari, Rector of Universiteti Politeknik i Tiranës, for the support provided in hosting and organizing the conference. Special recognition is given to both the Organizing Committee members and the university's administrative staff for their valuable engagement and cooperation.

Our collaborations with the Italian Institute of Culture and the Museum Centre of Durrës proved invaluable in organizing the event, and we are grateful for their collaboration.

Finally, and most importantly, heartfelt thanks are extended to all the authors for their participation in this edition and for presenting qualitative and intriguing contributions, enriching the conference and the state of art collected and presented in the 'Defensive Architecture of the Mediterranean' series.

Next year will mark a decade since the first conference, and we look forward to commemorating the achievements made during this period, while continuing to promote qualitative research and to bring together esteemed and passionate academics and professionals.

Gjergji Islami, Denada Veizaj  
FORTMED 2024 Chairs



## **Contributions**



## **Historical Research**



# “Different ways to find the first delineations of fortresses”. Italian, French, and Dutch bastions in the *Trattato di Fortificatione* by Guarini

Roberta Spallone

Politecnico di Torino - Department of Architecture and Design, Torino, Italy, [roberta.spallone@polito.it](mailto:roberta.spallone@polito.it)

## Abstract

Guarini's *Trattato di Fortificatione* provides an up-to-date international overview of military culture and art in the field of tracing the elements of modern fortifications. The bastions, which represent one of its main elements, have been investigated in the present work through the graphic analysis and geometric decomposition of the bastions' tracings, including the variants found in the treatise. Moreover, graphical reconstructions of all the bastions aim to discover the Guarinian vocabulary of shapes and define the shape of the bastions, the relationship between the shape of the bastion and that of the fortress, and the defensive power concerning the musket's fire.

**Keywords:** Reconstructive drawings, Bastions, *Trattato di Fortificatione*, Guarini.

## 1. Introduction

The *Trattato di Fortificatione* (1674) by Guarino Guarini is one of the numerous books about modern fortifications written in Europe since the fifteenth century in response to innovations in artillery. A feature of modern fortifications is the concatenation between the fortress' elements: it expresses the link between architecture, geometry and ballistics. In Guarini's period, the fortress' shape in relation to that of the bastions and shooting trajectories was the centre of interest among military architects. Indeed, the modern fortification arose as a geometric system in which the change of an element affected the whole (Fara 1989). This concept was perfectly consistent with Guarini's design method based on geometric concatenations (Portoghesi 1970; Millon 1970). Guarini draws his experience from knowledge of military architecture in Italy, France, and Flanders and, about the latter, refers to the treatises of Goldman, Pagan, Dögen, and Fritsch.

He faces the bastions issue immediately after describing the construction of a regular

pentagonal fortress, the object of previous research by the author (Spallone 2015, 2017). Explaining the methods for tracing Italian, French and Dutch bastions, he develops a fundamental repertoire of bastion shapes, foreseeing their application to different regular figures of fortresses (5, 6, 7, 8, 9... sides). Indeed, he illustrates models, variants and personal proposals in the text and plates.

The treatise is one of the least studied among Guarini's books. From the historical point of view, we can remember the studies by McQuillan (2014) and Scotti Tosini (2006). Insights into fortification tracing come from Fara (1993, 2001, 2014), who highlights Guarini's role in the debate on the second flank and Sciolla (1970), who offers some graphical reconstruction of the bastions. Concerning the latter reference, the present paper carries out the graphic analysis and geometric decomposition of the bastions' tracings, including the variants found in the treatise and not examined in Sciolla's essay.



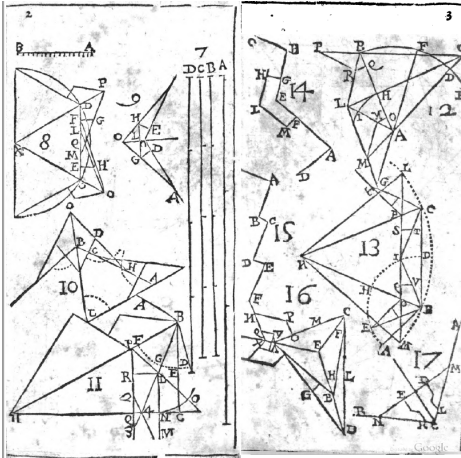


Fig. 1- Plates 2 and 3 showing the bastions' tracings (Guarini, 1676)

Moreover, graphical reconstructions of all the bastions aim to discover the Guarinian vocabulary of shapes and define the shape of the bastions, the relationship between the shape of the bastion and that of the fortress, and the defensive power concerning the musket's fire.

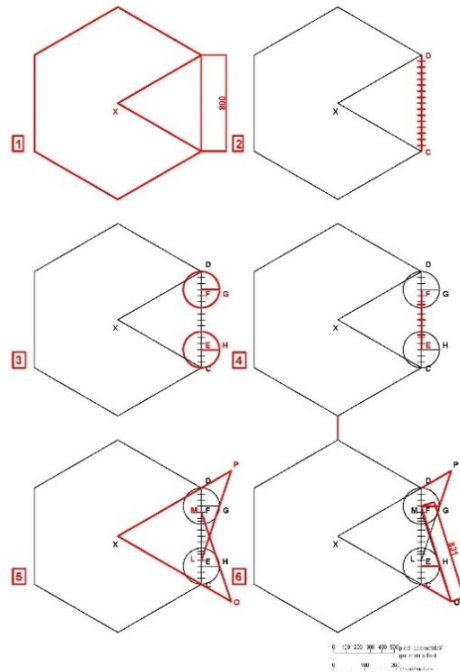
## 2. Tracing methods for the bastions

Guarini introduces the exemplification concerning the tracing of bastions (Ch. 4) by specifying that the Italian method, which he describes in two variants, is the easiest, and the French one is the least estimated. The Dutch one, also deployed in two different constructions, is highly appreciated.

Two of his personal constructions are interspersed in the overall description. The first is inserted after the French mode and seems intended to be a summa of the Italian and French methods, the second after the two Dutch methods, again drawing from them.

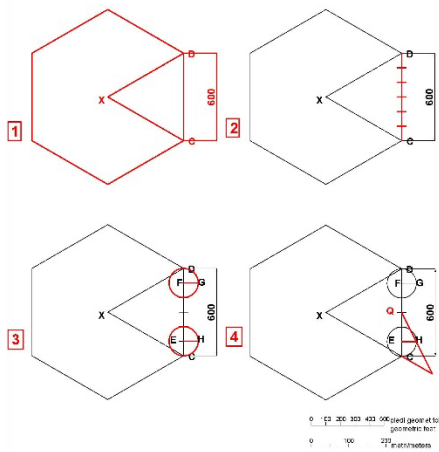
Two plates (Fig. 1) represent the different tracings. Worth noting is the use of two different units of measurement to describe the constructions: the geometric foot (hereafter abbreviated as gf), equal to about 0.256883 m, is the reference for the Italian, French, and Guarini-proposed constructions; the Dutch foot (hereafter abbreviated as Df), equal to approximately 0.283133 m is the reference for the Dutch constructions. The seven constructions that follow in the text are flanked by a table describing each consecutive step aimed at realising the overall design of the bastions. In analysing the

constructions, it should be borne in mind that Guarini first made syntheses of texts and drawings of fortifications to pass on to his readers established methods of tracing in different areas and military schools. The reconstructions made today are, therefore, except in the two cases where the Theatine proposes constructions he invented, the outcome of analyses of the reconstructive syntheses made by Guarini.



n.	Geometric construction   Part of the bastion
1	Draw a hexagon. <i>Interior polygon, Capitals CX and DX</i>
2	Divide the side CD into sixteen equal parts (each part = 50 gf). <i>Semi-gorges CE, FD, Curtain EF, Flanks EH, FG.</i>
3	Draw the lines EH and FG perpendicular to CD from E and F (3/16 CD)
4	Divide EF into four equal parts.
5	From points L and M (4/16), draw lines from L through H and from M through G, obtaining P and O. <i>Faces HP and GO, Semi-bastion FHDP, Rasant line of defence PL and OM.</i>
6	Draw a line OF and verify its dimension < 850 feet. <i>Fichant line of defense OF</i>

Fig. 2- Steps for constructing the Italian bastion following the first method. Graphic reconstruction and description of the steps and the part of the fortress created (Drawing and text: R. Spallone).

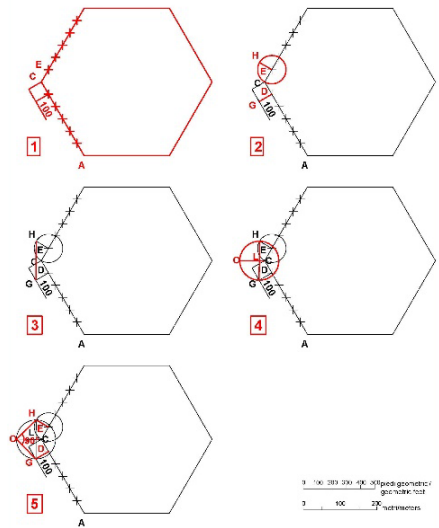


n. Geometric construction   Part of the bastion	
1	Draw a hexagon; the side CD is 600 geometric feet). <i>Interior polygon</i>
2	Divide CD into six equal parts.
3	Draw the lines EH, FG perpendicular to CD from E and F (1/6 CD). <i>Semi-gorges</i> CE, FD, <i>Curtain</i> EF, <i>Flanks</i> EH, FG
4	Draw a line from Q midpoint of the curtain through H obtaining P. <i>Faces</i> HP, <i>Semi-bastion</i> FHDP.

Fig. 3- Steps for constructing the Italian bastion following the second method. Graphic reconstruction and description of the steps and the part of the fortress created (Drawing and text: R. Spallone).

### 2.1. First Italian method

The first method of tracing in the Italian manner (see construction 8 in Fig. 1) is drawn from a hexagonal interior polygon with a side equal to 800 geometric feet. From this starts the construction of the bastion, which is divided into six steps. Through these, the main elements of the bastion (semi-gorges, flanks, faces), of the fortress (curtain), and the razant and fichant lines of defence, which delimit the second flank equal to 1/16th of the side of the interior polygon, are defined. Other dimensional data that emerge from this construction include the length of the curtain equal to 5/8 of the side of the interior polygon, the size of the flank similar to that of the semi-gorge and equal to 3/16 of the interior polygon, and the angle at the vertex of the bastion of about 83° (Fig. 2). In addition, the fichant line turns out to be about 831 gf, less than the 850 gf that Guarini in an earlier point of the text (Ch. 2, 2) indicates as the limit of musket fire.



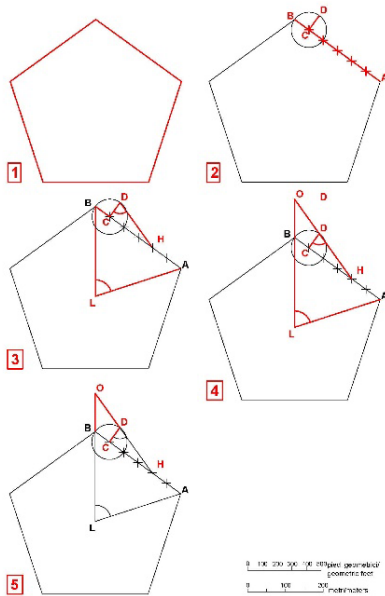
n. Geometric construction   Part of the bastion	
1	Draw a hexagon and divide the side AC into six equal parts (each part is 100 or 140 geometric feet). <i>Interior polygon</i>
2	Draw two lines perpendicular to AC, from D and E (1/6 AC); EH and DG are equal to CE. <i>Flanks</i> EH, DG
3	Draw line GH. <i>Semi-gorges</i> CE, FD, <i>Curtain</i> EF, <i>Flanks</i> EH, FG
4	Draw a line LO perpendicular to GH from L midpoint of GH and equal to LH. <i>Vertex of the bastion</i> O
5	Draw OH and OG; HOG is 90°. <i>Faces</i> OH and OG

Fig. 4- Steps for the construction of the French bastion. Graphic reconstruction and description of the steps and the part of the fortress created (Drawing and text: R. Spallone).

### 2.2. Second Italian method

The second Italian tracing method, not drawn but only described in the text, is a variation of the first.

Here again, the starting figure is the hexagon, the side of which is reduced to 600 gf. The steps of the construction are simplified to only 4. The division of the side into six parts results in a curtain equal to 2/3 of the side of the interior polygon, while the semi-gorge and the flank are worth 1/6 of the curtain. The relatively small angle at the vertex (about 67°) results in the enlargement of the second flank, which is equal to half the curtain (Fig. 3).



n. Geometric construction   Part of the bastion	
1	Draw a pentagon. <i>Interior polygon</i>
2	Divide the side AB into six equal parts.
3	Draw a line perpendicular to AB from C (1/6 AB). <i>Gorge CB, Flank CD</i>
4	Draw angle CDH equal to ALB. <i>Capitals NB and NC</i>
5	Extend HB and LB, obtaining O. <i>Face DO, Semi-bastion CDOB</i>

Fig. 5- Steps for the construction of the first Guarini's method. Graphic reconstruction and description of the steps and the part of the fortress created (Drawing and text: R. Spallone).

### 2.3. French method

The right angle at the vertex of the bastion characterises the French method (see construction 9 in Fig. 1). The size of the semi-gorge is between 100 and 140 gf while remaining unchanged in the construction, which is developed in 5 steps.

This results in varying sizes of the side of the hexagonal interior polygon (from 600 to about 839 gf), of the curtain, equal to 2/3 of the side (from 400 to 560 gf), of the semi-gorge and the flank, both equal to 1/6 of the interior polygon (from 100 to 140 gf), of the face (from about 194 to 272 gf), of the fichant line of defence (from about 607 to 848 gf) and of the second flank, much reduced because of the wide angle at the vertex (from about 41 to 47 gf) (Fig. 4).

### 2.4. First Guarini's method

The method proposed by Guarini is, following the graphic scheme in the table (see construction 10 in Fig. 1), applied to a pentagonal interior polygon. This choice should come as no surprise since the constructions in Planches 2 and 3 follow that of the regular fortress, pentagonal, found in Planche 1. However, the construction of the bastion follows different rules.

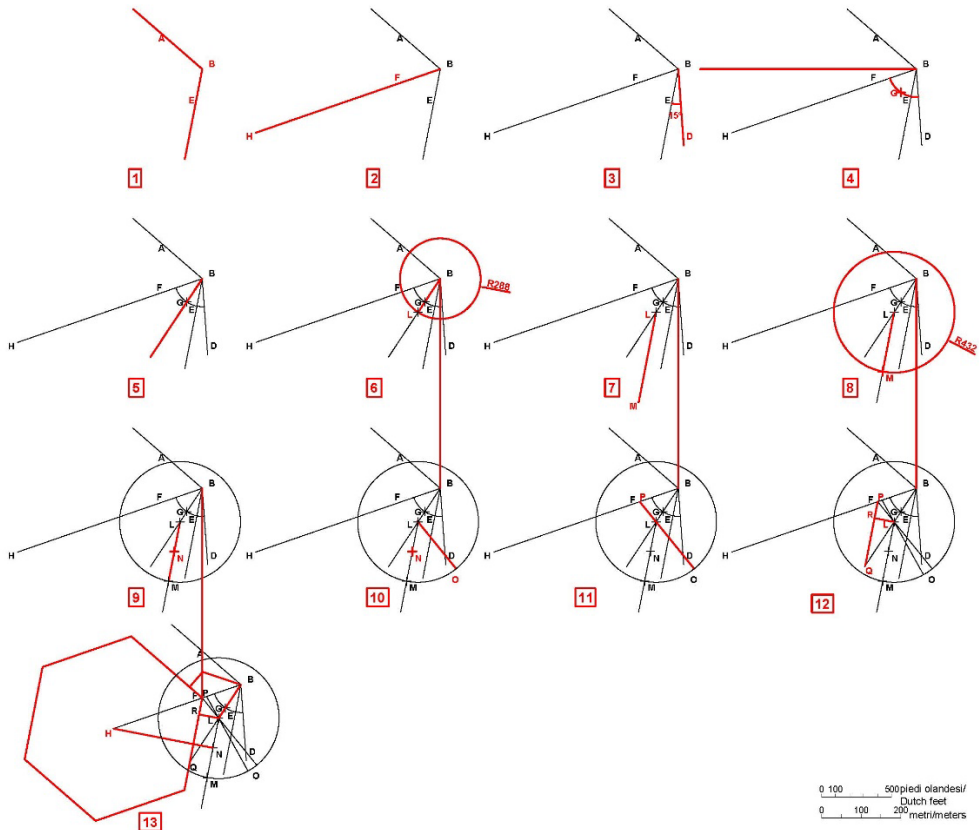
The side of the pentagon is worth 720 gf. It is divided into six parts, four attributed to the curtain and the remaining two to the semi-gorges, one on each side, the measurement of which is also applied to the side. The angle at the vertex turns out to be about 71°, the fichant line about 782 gf.

The second flank occupies approximately 1/6 of the curtain, confirming Guarini's attention to the proportioning of that element. Guarini stated, "should never be forgotten... because as the artillery mostly occupies the first wing; if there were no second flank, few musketeers would remain to defend the opposite side, with the consequence of a serious danger" (Guarini 1676: 40; author's trans.). In the final part of the paragraph, Guarini affirms the universality of his procedure: this will apply to other regular polygons, with the caveat, for polygons with seven or more sides, to divide the side of the inner polygon into five parts, rather than six (Fig. 5).

### 2.5. First Dutch method

Dutch methods of bastion construction are characterised by considerable complexity.

The reconstruction of the first example of a Dutch bastion (see construction 11 in Fig. 1) engages as many as thirteen steps. Some discrepancies between the drawing and text were noted and resolved by the author of this paper. The construction suggested by the text leads to a graphic outcome different from the usual proportional ratios between bastion and curtain, while Guarini's drawing appears consistent. In particular, we point out that the point defined as D in the text is E, that the OLN angle should measure 50° instead of 40°, and that LM should measure 432 Dutch feet. With these corrections from the text, it is possible to construct the figure correctly.

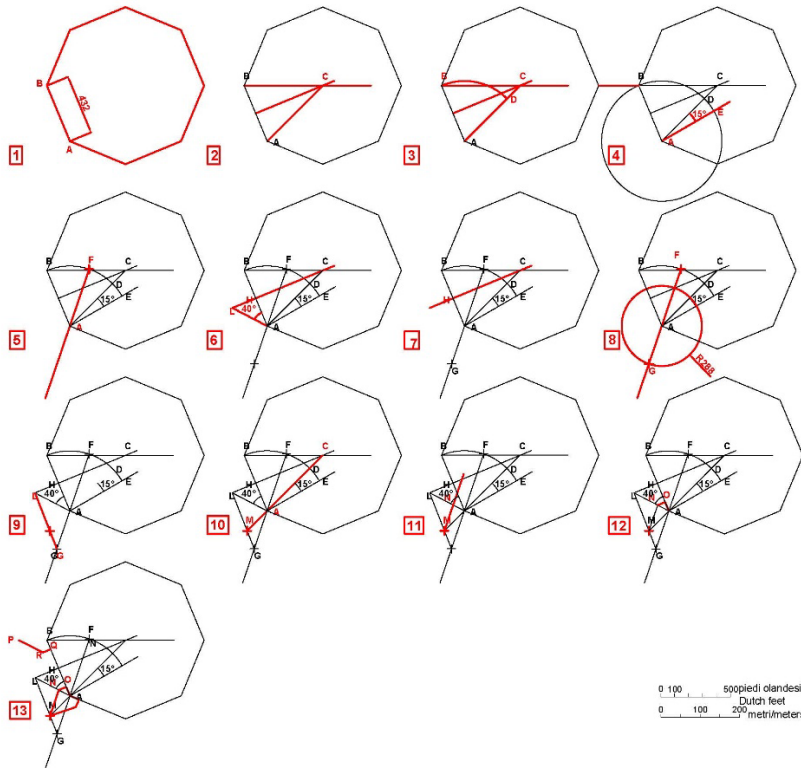


n.	Geometric construction   <i>Part of the bastion</i>		
1	Draw the angle ABE of the hexagonal exterior polygon	8	Divide LM into two equal parts, obtaining LN
2	Divide the angle into two equal parts (bisector BF)	9	Add 50° to LN, obtaining OLN
3	Add 15° to the angle FBE obtaining FBD.	10	Extend OL to BH obtaining OP
4	Draw an arc from FD and divide it into two equal part	11	Draw PQ parallel to LM and LR perpendicular to PQ. <i>Semi-gorge PR, Mid-curtain RQ, Flank RL</i>
5	Draw a line from B through G	12	Draw a line perpendicular to MN from point L, obtaining H. <i>Centre of the fortification H</i>
6	Measure 288 Dutch feet on BG, obtaining BL. <i>Face BL</i>	13	Mirror RLB and PQ. <i>Bastion</i>
7	Draw a line from point L parallel to BE obtaining LM (432 Df, i.e. one and ½ BL)		

Fig. 6- Steps for the construction of the first Dutch method. Graphic reconstruction and description of the steps and the part of the fortress created (Drawing and text: R. Spallone).

The starting point is the interior angle of a hexagon taken as an exterior polygon whose side dimension is not defined. The first measure introduced by Guarini is that of the face (which must be between 260 and 300 Df), which he fixes at 288 Df. From this, by successive constructions, are derived the measures of the semi-gorge (about 120 Df) and the

side (about 143 Df). The angle at the vertex is 75°. The measurements of the side of the interior polygon (about 672 Df), of the curtain (432 Df), of the fichtan line of defence (about 743 Df) and the second flank (about 143 Df) is determined only at the end of the construction process (Fig. 6).



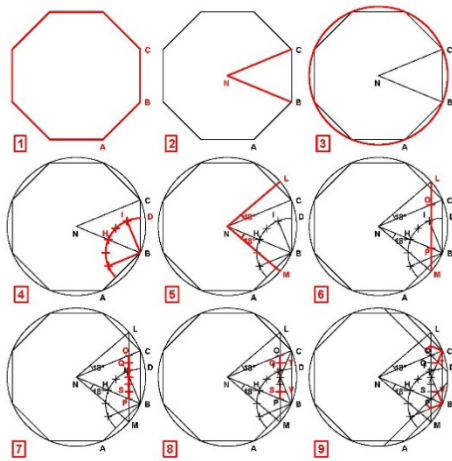
n.	Geometric construction   Part of the bastion		
1	Draw the side AB of the octagonal interior polygon (432 Dutch feet)	8	Add 40° to AB, obtaining HAL
2	Draw the angle CAB (C is the polygon centre)	9	Draw a line from G to L
3	Draw the arc CD with the centre in point A	10	Extend CA to LG obtaining M. <i>Vertex of the bastion M</i>
4	Add 15° to the side DA, obtaining DAE	11	Draw MN parallel to GA. <i>Face MN</i>
5	Divide the arc EF into two equal parts, obtaining F, and draw a line from F through A	12	Draw NO from point N and perpendicular to AB. <i>F flank NO</i>
6	Measure 288 Dutch feet (2/3 of 432) on FA obtaining G	13	Mirror ONM obtaining QRP. <i>Semi-Bastions</i>
7	Draw a line perpendicular to AB from the mid-point H of AB.		

Fig. 7- Steps for the construction of the second Dutch method. Graphic reconstruction and description of the steps and the part of the fortress created (Drawing and text: R. Spallone).

## 2.6. Second Dutch method

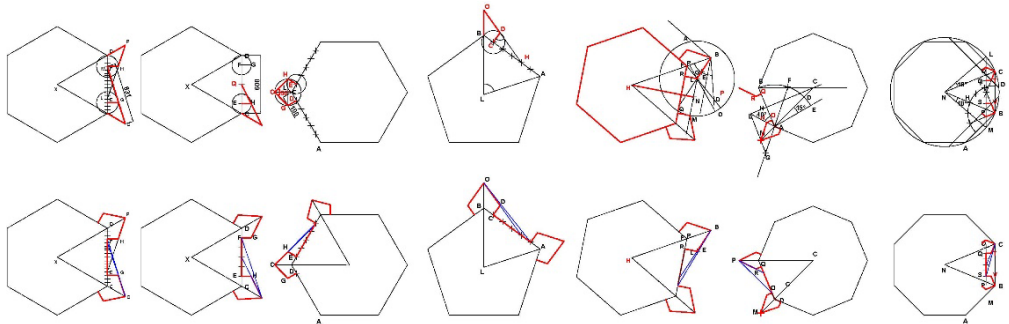
The second Dutch method involves giving the side and inner angle of the interior polygon (see construction 12 in Fig. 1). The starting figure in this case is an octagon whose side is fixed at 432 Df. The curtain turns out to be about 293 Df, the semi-gorge about 69 Df, the side about 58 Df, and the face about 195 Df. The angle at the vertex is decidedly tiny and is worth about 52°.

This results in a fichant line that is also reduced and equal to about 478 Df. In comparison, the second flank is expanded to nearly 227 Df (Fig. 7). Guarini concludes his discussion of Dutch bastions with a clarification of the different opinions of Dutch architects concerning the relationships between the measure of the face and that of the curtain wall, the angle of the bastion, and the presence or absence of the second flank.



n.	Geometric construction	Part of the bastion
1	Draw the sides AB and CD of the octagonal exterior polygon.	
2	Draw the centre N of the octagon.	
3	Draw a circle with the centre in point A, inscribing the octagon.	<i>Interior polygon</i>
4	Divide the angles NBA and NBO into three equal parts, obtaining EB and BI. <i>Capitals</i> NB and NC	
5	Add 18° to BE and BI, obtaining CL and BM	
6	Draw ML, obtaining O and P. <i>Curtain</i>	
7	Divide OP in six equal parts.	
8	Draw perpendicular lines SV and QT from P and S	
9	Mirror SVB and QTC. <i>Bastions</i>	

Fig. 8- Steps for the construction of the second Guarini's method. Graphic reconstruction and description of the steps and the part of the fortress created (Drawing and text: R. Spallone).



	Italian 1	Italian 2	French	Guarini's 1	Dutch 1	Dutch 2	Guarini's 2
<b>Polygon</b>	hexagon (interior)	hexagon (interior)	hexagon (interior)	pentagon (interior)	hexagon (interior)	octagon (interior)	octagon (exterior)
<b>Polygon side</b>	800 geometric feet	600 geometric feet	600=ab.839 gf	720 geometric feet	about 672 Dutch feet	432 Df	n.d.
<b>Curtain</b>	10/16 side (500 gf)	4/6 side (400 gf)	4/6 side (400÷560 gf)	4/6 side (480 gf)	432 Df	about 293 Df	4/6 side of interior octagon
<b>Semi-gorge</b>	3/16 side (150 gf)	1/6 side (100 gf)	1/6 side (100÷140 gf)	1/6 side (120 gf)	about 120 Df	about 69 Df	1/6 side of interior octagon
<b>Flank</b>	3/16 side (150 gf)	1/6 side (100 gf)	1/6 side (100÷140 gf)	1/6 side (120 gf)	about 143 Df	about 58 Df	1/6 side of interior octagon
<b>Face</b>	about 309 gf	about 248 gf	ab.194÷272 gf	about 288 gf	288 Df	about 195 Df	n.d.
<b>Vertex angle</b>	about 83°	about 67°	90°	about 71°	75°	about 52°	90°
<b>Fichant line of defence</b>	about 831 gf	about 657 gf	ab.607÷848 gf	about 782 gf	about 743 Df	about 478 Df	n.d.
<b>Second flank</b>	1/16 side (50 gf)	2/6 side (200 gf)	ab.41÷47 gf	ab.1/6 side	about 87 Df	about 227 Df	2/6 side of interior octagon

Fig. 9- Comparison between the bastions' features in Guarini's treatise (Drawing and text: R. Spallone).

## 2.7. Second Guarini's method

Guarini's second method is characterised by greater complexity than the first. It seems to want to distinguish itself in terms of scalability since there are given dimensions to be assigned to the elements, but only proportional ratios and angular values.

In this case, the initial figure of the construction is the exterior octagon of the undetermined side, as noted above (see construction 13 in Fig. 1).

Following the construction of the interior polygon, ratios proportional to the side of the latter govern the extensions of the curtain (2/3 of the side), the semi-gorge and flank (1/6 of the side), and the second flank (1/3 of the side). The angle at the vertex of the bastion results in 90° and involves a relatively broad second flank (Fig. 8).

## 4. Conclusions

Guarini's *Trattato di Fortificatione* provides an up-to-date international overview of military culture and art in the field of tracing the elements

of modern fortifications. The bastions, which represent one of its main elements, have been investigated in the present work individually and through a synoptic and comparative table, both graphic and tabular, which highlights their singularities and peculiarities (Fig. 9). Further foreseeable developments will concern: a comparison with the construction of bastions in the regular fortress, an invention of Guarini, whose discussion in the text immediately precedes that of the bastions, and the development, from the description of the second Dutch method, of the constructions of different Dutch authors.

## Acknowledgement

The study is part of the project "PRIN2022 INFORTREAT. Reconstructing the Early Modern bastioned front. Information models for the fruition of constructive knowledge in FORtified architecture TREATises (16th-18th Century), CUP I53D23005420006, Funded by Unione europea – Next Generation EU", A.I.: R. Spallone, Politecnico di Torino.

## References

- Fara, A. (1989). *Il sistema e la città. Architettura fortificata dell'Europa moderna dai trattati alle realizzazioni 1464-1794*. Genova, Sagep editrice.
- Fara, A. (1993). *La città da guerra*. Torino, Einaudi.
- Fara, A. (2001). Geometrie della fortificazione e architettura da Borromini a Guarini. *Mitteilungen des Kunsthistorischen Institutes in Florenz*, 45 (1/2), pp. 103-189.
- Fara, A. (2014). The Citadel of Alessandria: Giuseppe Ignazio Bertola's Architectural Infracture of the Hexagon's Geometrical Regularity. *Nexus Network Journal*, 16 (3), pp. 777-793.
- Guarini, G. (1676). *Trattato di Fortificatione*, Torino, Appresso gl'heredi di Carlo Gianelli.
- McQuillan, J. (2014). The Treatise on Fortification by Guarino Guarini. *Nexus Network Journal*, 16 (3), pp. 613-629.
- Millon, H. (1970). La geometria nel linguaggio architettonico di Guarini. In: *Guarino Guarini e l'internazionalità del Barocco*, vol. 1. Torino, Accademia delle Scienze, pp. 35-58.
- Portoghesi, P. (1970). Il linguaggio di Guarino Guarini. In: *Guarino Guarini e l'internazionalità del Barocco*, vol. 2. Torino, Accademia delle Scienze, pp. 9-18.
- Sciolla, G. C. (1970). Note sul «Trattato di Fortificatione» del Guarini. In: *Guarino Guarini e l'internazionalità del Barocco*, vol. 1. Torino, Accademia delle Scienze, pp. 514-529.
- Scotti Tosini, A. (2006). Testo e immagini nell'*Architettura civile* e nelle opere teoriche di Guarini. In: Dardanello, G., Klaiber, S. & Millon, H. A. (eds.). *Guarino Guarini*. Torino, Allemandi, pp. 89-105.
- Spallone, R. (2015). Guarino Guarini and the 'Fortificatione' between theory, drawing and design. In: P. Rodríguez-Navarro (ed.). *Defensive Architecture of the Mediterranean XV to XVIII Centuries. Proceedings of FORTMED 2015*. Valencia, Editorial Universitat Politècnica de València, pp. 175-182.
- Spallone, R. (2017). The 'Regular Fortress' by Guarini and the Citadel of Turin. *Nexus Network Journal* 19 (2), pp. 255-277.



UNIVERSITETI  
POLITEKNIK  
I TIRANËS