

An OSGi-based production process monitoring system for SMEs

Original

An OSGi-based production process monitoring system for SMEs / Bonci, Andrea; Di Biase, Alessandro; Giannini, Maria Cristina; Indri, Marina; Monteriu, Andrea; Prist, Mariorosario. - ELETTRONICO. - (2022). (Intervento presentato al convegno IECON 2022 – 48th Annual Conference of the IEEE Industrial Electronics Society tenutosi a Brussels, Belgium nel 17-20 October 2022) [10.1109/IECON49645.2022.9968742].

Availability:

This version is available at: 11583/2973877 since: 2022-12-15T13:13:12Z

Publisher:

IEEE

Published

DOI:10.1109/IECON49645.2022.9968742

Terms of use:


This article is made available under terms and conditions as specified in the corresponding bibliographic description in the repository

Publisher copyright

IEEE postprint/Author's Accepted Manuscript

©2022 IEEE. Personal use of this material is permitted. Permission from IEEE must be obtained for all other uses, in any current or future media, including reprinting/republishing this material for advertising or promotional purposes, creating new collecting works, for resale or lists, or reuse of any copyrighted component of this work in other works.

(Article begins on next page)



Parametric scaling of power exhaust in EU-DEMO alternative divertor simulations

A.E. Järvinen ^{a,*}, L. Aho-Mantila ^a, T. Lunt ^b, F. Subba ^c, G. Rubino ^d, L. Xiang ^e

^a VTT Technical Research Centre of Finland, FI-02044 VTT, Finland

^b Max-Planck Institut für Plasmaphysik, D-85748 Garching, Germany

^c NEMO Group, Politecnico di Torino, Corso Duca degli Abruzzi 24, 10129 Torino, Italy

^d University of Tuscia, Largo dell'Università snc, Viterbo, 01100, Italy

^e CCFE – UKAEA, Culham Science Centre, Abingdon, OX14 3DB, UK

ARTICLE INFO

Keywords:

Divertor
Power exhaust
SOLPS-ITER
EU-DEMO
ADC

ABSTRACT

Investigations of parametric scaling of power exhaust in the alternative divertor configuration (ADC) SOLPS-ITER simulation database of the EU-DEMO are conducted and compared to predictions based on the Lengyel model. The Lengyel model overpredicts the necessary argon concentrations for LFS divertor detachment by about a factor of 5–10 relative to the SOLPS-ITER simulations. Therefore, while the Lengyel model predicts that plasmas with acceptable divertor heat loads in EU-DEMO would exceed the tolerable upstream impurity concentrations by a large margin, there are several SOLPS-ITER solutions within an acceptable operational space. The SOLPS-ITER simulations indicate that, unlike assumed by the standard Lengyel model, there are significant heat dissipation mechanisms other than argon radiation, such as cross-field transport, that reduce the role of argon radiation by a factor of 2 to 3. Furthermore, the Lengyel model assumes that the radiation front is powered by parallel heat conduction only, which tends to lead to a narrow radiation front as the radiative efficiency increases strongly with reducing thermal conductivity. As a result, the radiative volume and total impurity radiation are suppressed for a given impurity concentration. However, the SOLPS-ITER simulations indicate that other mechanisms, such as cross-field transport, can compete with parallel heat conduction within the radiative front and increase the radiative volume. As a result, the standard Lengyel model provides a very pessimistic estimate for the necessary concentration for impurities with strong radiative capability in low temperatures around 10 eV, such as argon. However, parametric scaling relations are needed for fast scoping of the operational space without having to run a complex, numerical code, such as SOLPS-ITER. In these applications, the Lengyel model might still be useful to provide guidance on the relative scaling of the exhaust characteristic of the various points in the operational space. The aim of this work is to provide evidence to avoid overconfidence on these simple model predictions.

1. Introduction

Power exhaust is one of the main challenges faced by reactor-scale fusion devices. To address the risk that a conventional divertor, as pursued in ITER, may not necessarily extrapolate to a DEMO reactor, the EUROfusion consortium has been systematically investigating the benefits and challenges of alternative divertor configurations (ADC) [1–8]. This effort has produced a large database of ADC simulations for the EU-DEMO, conducted with the SOLPS-ITER code package [3–6,9]. While SOLPS-ITER simulations provide state-of-the-art predictions for the exhaust performances of the various divertor configurations, the predictions are sufficiently non-linear that it is typically challenging to infer unambiguous causalities, dependencies, and conclusions about the

obtained solutions. To address the need for a tractable and easily inferable model, several reduced models have been developed for predicting and analyzing the scrape-off layer (SOL) and divertor performance [10–17]. Most of these follow the Lengyel model [10], which uses simplifying assumptions about SOL transport to relate the SOL impurity density, upstream electron density, and the upstream SOL heat flux to the dissipated power and onset of detached conditions. The primary assumptions are that static pressure and impurity concentration are conserved in the investigated flux tube and that heat transport is given by Spitzer–Härm heat conduction. With these constraints, it is possible to integrate the total radiated power in the flux tube for a given electron density, impurity concentration, and upstream heat flux. However,

* Corresponding author.

E-mail address: aaro.jarvinen@vtt.fi (A.E. Järvinen).

while the Lengyel model does provide a convenient tool to estimate the scaling of the power dissipation by impurity radiation, it neglects a self-consistent treatment for several important physical processes, such as cross-field transport, cooling due to interaction with the neutral population in the divertor, convective energy transport, or changes of flux expansion within the divertor leg. Multi-fluid SOL simulations with SOLPS-ITER instead solve conservation equations for particles, momentum, and energy in a more realistic 2D geometry and can keep track of these physical processes. Many of these physical processes are the key features that separate ADCs from conventional configurations, and, therefore, the simple Lengyel model is not expected to appropriately capture the key benefits of ADCs. Despite this, in a previous study [3], the Lengyel model was observed to qualitatively capture the impact of increased SOL connection length between the Super-X (SX) and conventional single-null (SN) configurations on the required argon concentration in the SOL to achieve detached conditions. Similarly, in the study by Moulton et al. for the ITER SOLPS-4.3 database [18], the relative interdependencies between the electron density, parallel heat flux, and impurity concentration in the outer divertor predicted by Lengyel model were remarkably accurate [18]. However, the absolute detachment threshold impurity concentration was overpredicted by a factor of 4.3 by the Lengyel model relative to that predicted by SOLPS-4.3.

In this study, parametric scaling of power exhaust in these EU-DEMO simulations is investigated by comparing the predicted performance of the SX and X-divertor (XD) configurations to the conventional SN configurations. The investigated SOLPS-ITER simulations were conducted with reduced physics models designed to facilitate throughput for reactor scoping studies [19]. The simplifications include fluid model for neutrals, omission of cross-field drifts, and bundling of the argon impurity representation to three fluid species: neutral argon, all ionization levels that are not fully stripped, and fully stripped argon. Due to this bundling scheme, the argon cooling rates in these SOLPS-ITER simulations are actually close to the equilibrium values, while in reality the cooling rates would be enhanced by finite recycling time of argon impurities. Further information about the setup of the SOLPS-ITER simulations can be found in the previous publications [3–6]. Since the simulations apply a simplified physics setup, they should not be interpreted as representing any ultimate, high fidelity benchmark. However, the simulations do encompass a more complete physics model than the Lengyel model, and this work is focused on investigating the impact of these additional physics processes on the predictions.

2. Methodology

The analysis in this manuscript is focused on the low field side (LFS) SOL and divertor. This is the divertor that usually receives the greatest steady-state heat fluxes, and due to omission of cross-field drifts, the divertor asymmetries between the high field side (HFS) and LFS are expected to be underestimated in the simulations investigated in this study. However, this does not mean that the HFS divertor would not be important, and in some cases when the LFS divertor dissipation is enhanced through ADCs, the HFS divertor might become the divertor that limits the extent of the acceptable operational window.

The investigated database is limited to solutions that are within the acceptable margin in terms of peak divertor plate heat fluxes below 5 MW/m² and peak electron temperature, T_e , at the divertor plates below 5 eV. Furthermore, only solutions with separatrix electron density, $n_{e,SEP}$, below $5 \times 10^{19} \text{ m}^{-3}$ and separatrix argon concentration, $c_{Ar,SEP}$, below 2% are included in the analysis. These are somewhat wider ranges than documented as the acceptable operational window in the report by Xiang et al. [3]: $n_{e,SEP}$ below $4.2 \times 10^{19} \text{ m}^{-3}$, which represents about 60% of the Greenwald density limit, and $c_{Ar,SEP}$ below 1%. The rationale is to include solutions somewhat outside the operational window into the analysis, while still limiting the database sufficiently to focus the analysis to solutions that would be considered to be within

the operational space. Furthermore, any plasma solutions with power crossing the separatrix, P_{SEP} , below 100 MW are not included in the analyzed dataset. The input power in the simulations is 150 MW and P_{SEP} below 100 MW indicates significant radiation inside the separatrix, which raises uncertainty about the high confinement mode (H-mode) relevance of such plasma solutions. While it is possible that these plasmas would eventually approach an X-point radiator operational regime, which can retain H-mode like confined plasma properties [20, and references therein], the detailed study of these plasma solutions is not included in this work. Considering the other constraints on the investigated operational space, this P_{SEP} constrain only filters out the XD simulations with argon seeding rate exceeding $3.5 \times 10^{21} \text{ s}^{-1}$. Furthermore, any cases that employ significantly stronger argon puff than is needed to reach detached conditions are filtered out. This results in removing all but the lowest density XD solution at argon seeding rate $3.5 \times 10^{21} \text{ s}^{-1}$ from the analyzed dataset.

$n_{e,SEP}$ is evaluated at the separatrix at the outer mid-plane (OMP). c_{Ar} is taken as an average between the X-point and the OMP between the separatrix and the flux surface 1 mm radially away from the separatrix at the OMP. These definitions are somewhat different than those used by Moulton et al. [18], where the average impurity concentration in the divertor leg was used and the electron density was taken at the divertor entrance of the analyzed SOL ring. While the latter approach provides a cleaner comparison to the Lengyel model in the divertor leg, in this study for EU-DEMO the more experimentally motivated upstream conditions for $n_{e,SEP}$ and c_{Ar} were selected. This selection is also motivated by the need to establish a common set of upstream boundary conditions for analyzing different ADCs as well as for conditions ranging all the way to very strong detachment with temperatures collapsed to low values at the divertor entrance.

The main driving parameter for the SOL plasma is the heat flux entering the SOL upstream, $q_{||,u}$. Defining $q_{||,u}$ in a systematic fashion that allows unambiguous comparison between SOLPS-ITER calculations and a simple Lengyel model approach can be challenging. In the work by Moulton et al. [18], $q_{||,u}$ was taken at the LFS divertor entrance of SOL ring number three from the separatrix, equivalent to about one heat flux width. For analysis of a database of ITER simulations, this is an appropriate choice, since the divertor plasma solutions are primarily partially detached, and most of the dissipation occurs below the divertor entrance. For EU-DEMO database, this assumption does not hold, and $q_{||,u}$ at the divertor entrance is expected to vary significantly between solutions within the operational window, due to dissipation above the X-point. To take this into account, an effective $q_{||,u,eff}$ is calculated by including the power dissipated in the SOL between the X-point and the OMP. This can be obtained by integrating the energy current entering or leaving the flux tube radially between the OMP and the X-point and poloidally at the OMP. Furthermore, the mapping from the total poloidal effective energy current for a given flux tube to the parallel heat flux is conducted by evaluating the flux tube poloidal area times the poloidal magnetic field component at the OMP. This avoids discretization errors near the X-point that can be quite significant as the poloidal magnetic field asymptotically approaches zero, while the magnetic flux within a flux tube should stay constant. The toroidal field magnitude is taken at the entrance to the divertor, as $q_{||,u}$ is linearly proportional to the magnetic field strength. As a result, even if the total energy current would stay constant in a flux tube, the $q_{||,u}$ would change according to any changes of B_T . Another approach that could be tried in future studies would be to estimate $q_{||}$ with using, for example, equation (12) in [21]. Since this can be estimated for experiments as well, it would be interesting to cross-check how well those estimates align with the $q_{||}$ values extracted from the energy conservation equations in this study.

A further challenge in selecting the appropriate $q_{||,u}$ is the radial location for evaluating $q_{||,u}$. The highest $q_{||,u}$ occurs typically near the separatrix, but these flux tubes also experience significant cross-field heat transport losses in the divertor, such that usually they are not the

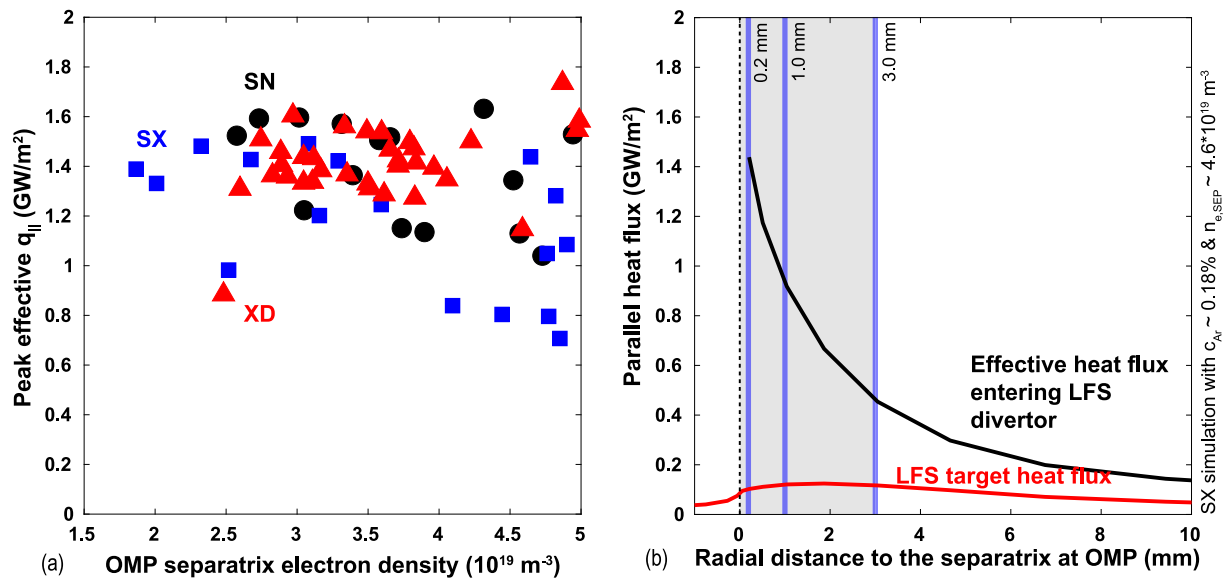


Fig. 1. (a) Peak of the effective $q_{||}$ at the LFS divertor entrance as a function of OMP separatrix electron density. The symbols and colors are the same as in Fig. 1. (b) Example of the effective parallel heat flux profile at the LFS divertor entrance (black line) and at the LFS target (red line) in an SX simulation (MDS+ identifier 170182). The radial locations of 0.2 mm, 1.0 mm, and 3.0 mm from the separatrix at the OMP are illustrated with narrow blue bars. The gray background illustrates the area for which the dissipation integrals are calculated in Fig. 3. (For interpretation of the references to color in this figure legend, the reader is referred to the web version of this article.)

Table 1

Connection lengths between the OMP and the LFS target at about 0.2 mm, 1.0 mm, and 3.0 mm from the separatrix at the OMP for the analyzed configurations. These flux lines are illustrated relative to the heat flux profile in Fig. 1b.

$R_{\text{OMP}} - R_{\text{SEP}}$ (mm)	SN (m)	SX (m)	XD (m)
0.2	152	253	291
1.0	118	201	235
3.0	102	180	205

limiting flux tubes for plate power fluxes. Due to this reason, the ring number three from the separatrix, equivalent to about one heat flux width, was chosen in the work by Moulton et al. [18]. However, one of the key limitations of the simple models is exactly the fact that cross-field heat losses are often not included systematically, while usually the maximum upstream heat flux is chosen as the challenge metric in the simple analysis. Therefore, in this work, the maximum effective $q_{||,u}$ at the divertor entrance is taken as the challenge metric and the discrepancy caused by cross-field transport is analyzed as a shortcoming of the simple model approach. With this approach, $q_{||,u,eff}$ is about 1.0 – 1.6 GW/m² (Fig. 1). At low density and impurity injection rates, the value is close to the upper envelope around 1.5–1.6 GW/m². With increasing $n_{e,SEP}$, the heat flux is reduced as cross-field heat diffusion flux is linearly proportional to density ($q_{r,cond} = n\chi\partial T/\partial r$). With increasing c_{Ar} , P_{SEP} is reduced as argon is an efficient radiator in temperatures relevant for plasmas inside the separatrix, reducing the $q_{||,u}$ as well. When the divertor collapses to strongly detached conditions, with the radiative front at the X-point level, the heat flux at the flux tube next to the separatrix increases again to the level close to 1.6 GW/m² in many of the cases due to the strong temperature gradients accelerating heat flow to the radiative front. This effectively reduces the radial decay length of the heat flux. Due to these multiple competing processes, clear trends are difficult to observe in Fig. 1a that encompasses several fuel and impurity gas injection levels. Fig. 1 shows an example $q_{||,u,eff}$ profile entering the LFS divertor and the $q_{||}$ at the LFS target for an example SX simulation.

A further choice that must be made in the comparison is the selection of connection length, L_{CONN} . As the poloidal field approaches zero at the X-point, the connection length is significantly longer near the separatrix than radially away from the separatrix (Table 1). Between

0.2 mm and 3.0 mm from the separatrix at OMP, L_{CONN} is reduced by about 30% (Table 1). 3.0 mm represents about one heat flux width in these simulations. However, integrating a Lengyel model type equation systems, one is free to continue the integration up to an arbitrary L_{CONN} , providing a natural approach to address the impact of L_{CONN} uncertainty to the solution.

3. Comparison to the Lengyel model

The Lengyel model overpredicts the necessary argon concentration for LFS divertor detachment about a factor of 5 – 10 relative to the SOLPS-ITER simulations (Fig. 2). This is consistent with the previous study by Moulton et al. for the ITER SOLPS4.3 database, showing a factor of 4.3 overprediction [18]. Clearly the Lengyel approach provides a very pessimistic projection to reactor-scale facilities, such as EU-DEMO. Basically, with the given parameters no acceptable solutions exist within the operational window. This is consistent with projections provided by the recent power exhaust and detachment scaling studies by Goldston and Reinke that project to unacceptably high impurity concentrations for an EU-DEMO type device [16,17]. However, SOLPS-ITER simulations for EU-DEMO, fortunately, predict significantly lower impurity concentrations to be sufficient for reaching LFS divertor detachment (Fig. 2).

The upstream heat flux in these Lengyel model calculations is set to 1.2 GW/m², representing roughly the lower envelope for bulk of the scatter in the analyzed dataset (Fig. 1a). Heat flux limit was applied in the heat conduction calculations with the limit set to 0.2, similar to the SOLPS-ITER simulations. Target T_e was set to 2.0 eV. Target n_e is varied to scan the density in the SOL. A factor of 2 static pressure drop is assumed right in front of the target due to the acceleration to sonic flow at the sheath edge. Sheath heat transmission coefficient was set to 7.0. The thermal conductivity without the temperature dependence, κ_0 , was set to 2600 Wm⁻¹eV^{-7/2}. The impact of Z_{eff} on thermal conductivity was neglected. Argon cooling is calculated based on ADAS [22] data assuming $n_e\tau \sim 10^{16}$ m⁻³s. This assumption is actually enhancing argon radiation rates relative to the SOLPS-ITER simulations, which due to the chosen argon bundling scheme show cooling rates close to the equilibrium values. However, $n_e\tau \sim 10^{16}$ m⁻³s is a relatively standard assumption in Lengyel model type calculations and is, therefore, chosen here as a representative value for what to expect in a Lengyel

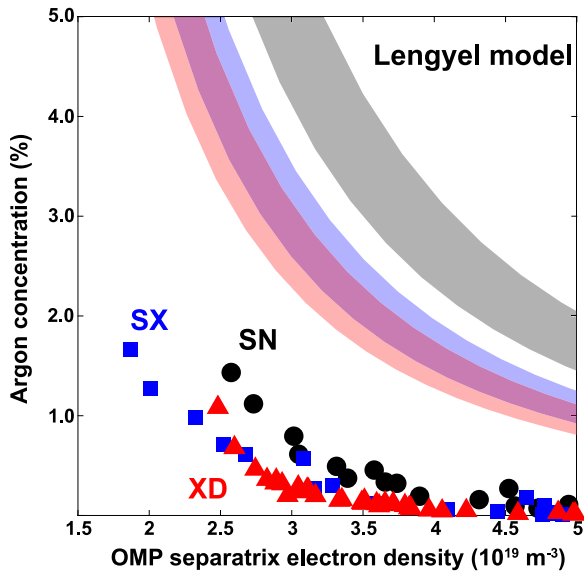


Fig. 2. Comparison of Lengyel model and SOLPS-ITER predictions for the upstream argon concentration required for LSF divertor detachment as a function of OMP separatrix electron density. The width of the Lengyel model bars represent the upper and lower ranges of the connection lengths between 0.2 and 3.0 mm from the separatrix at the OMP (Table 1).

model approach. Assuming coronal equilibrium rates would increase the threshold impurity concentrations in the Lengyel model calculations by about 50%. The width of the Lengyel model bars represent the envelope of solutions between L_{CONN} at 0.2 and 3.0 mm from the separatrix at the OMP (Table 1).

In the standard Lengyel model, the only parameter that changes between the divertor configurations is L_{CONN} . Based on L_{CONN} changes between the configurations, the Lengyel model predicts the SX and XD configurations to reach detachment at argon concentrations about 55%–60% of those of the SN configuration (Fig. 2). This seems also qualitatively consistent with the SOLPS-ITER simulations, and it would be tempting to conclude that the Lengyel model is capturing the key dependency. However, as will be analyzed in Section 4, given all the other significant physics and dissipation mechanisms, not included in the Lengyel model, such a conclusion would be unlikely to be actually true.

4. Analysis

While the Lengyel model approach assumes that 100% of the dissipation is provided by impurity radiation, the SOLPS-ITER database shows that in the near-SOL region in the LFS for most of the SN and XD simulations the fraction is between about 40%–65% (Fig. 3a). Near-SOL is defined as the area between the separatrix and 3 mm into the SOL from the separatrix measured at the OMP. This area roughly represents the distance of one heat flux width in these simulations (Fig. 1b). Integrating through this region is expected to capture most of the dissipation processes required for the peak heat flux mitigation in the divertor as well as to sufficiently average over any details of cross-field transport between the high power density flux tubes. In the SX configuration, the role of argon radiation is only between 20%–40% for most of the simulations (Fig. 3a). These observations indicate that the detachment threshold c_{Ar} could in SN and XD cases already be reduced by about a factor of two from the Lengyel predictions, assuming linear or nearly linear scaling of exhaust power with c_{Ar} , and as much as a factor of 3–4 in SX.

The most significant dissipation process competing with argon radiation in the LFS near-SOL is cross-field transport to private-flux region

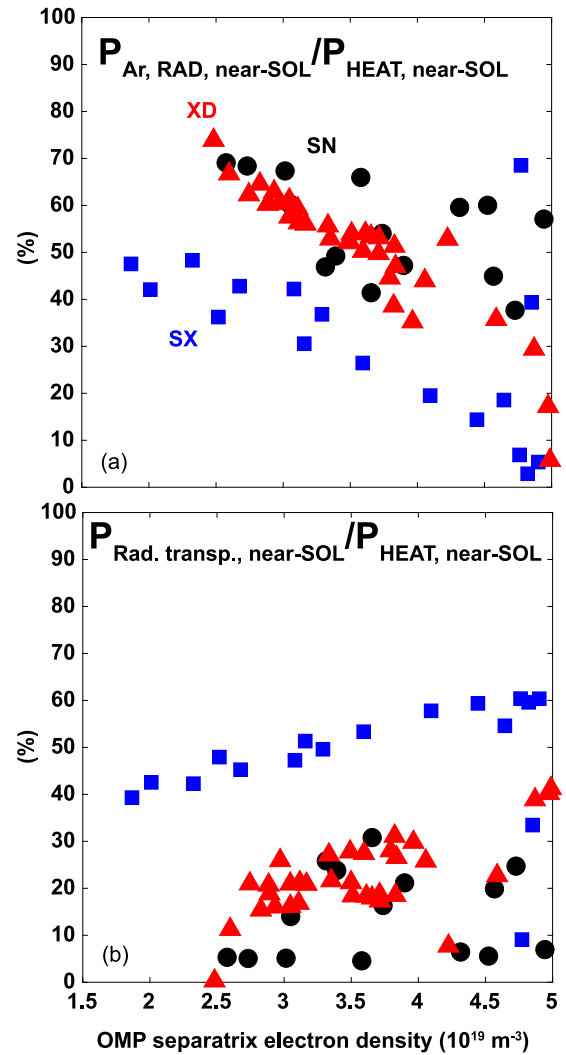


Fig. 3. (a) Total electron cooling power due to argon in the LFS SOL below the OMP within 0 to 3 mm from the separatrix at the OMP. (b) Radial transport losses of heat in the LFS divertor from the LFS SOL region between 0 and 3 mm from the separatrix at the OMP. 3 mm represents roughly the radial heat flux width in these simulations (Figs. 1). The values are normalized by the effective heat entering the near-SOL region upstream between the OMP and the divertor entrance.

(PFR) and to far SOL (Fig. 3b). For the SX configuration, this term is about a factor of two larger than for the SN and XD configurations. It seems that as the SX configuration tends to maintain relatively long connection lengths in the divertor at T_e above 20 eV, the radial heat diffusion model ($q_{r, \text{cond}} = n\chi\partial T/\partial r$) is able to dissipate the peak heat fluxes in the near-SOL. For most of the SX cases in this study, the connection length for the region of T_e above 20 eV in the flux tube 2 mm from the separatrix at OMP is very close to 110 m in the LFS divertor leg. For the SN cases, this distance is between 0 and 30 m and for the XD cases, mostly between 40 to 80 m. Furthermore, due to the large major radius of the LFS divertor leg in SX, the total surface area between the divertor leg common SOL and the PFR is significantly larger, 280 m², than in the SN, 80 m², or XD, 130 m², configurations, further enhancing the radial transport loss of heat. A further reduction of the critical argon radiation level for detachment in SX is provided by the 30% reduction of B_T between the X-point and the target, which reduces the parallel heat flux and is one of the primary design features of this configuration.

Obviously, any benefit that SX may obtain from cross-field transport phenomena depends on the assumption on radial heat diffusivity, which

is simulated by user prescribed diffusion and conduction coefficients in SOLPS-ITER. However, as long as the heat transport flux is proportional to temperature or its gradient, one would expect radial heat transport to be enhanced by the type of divertor plasma solutions observed in the SX configuration. The scaling of χ or a potential convective process with the divertor conditions and geometry remains, of course, uncertain here and may impact this result.

Even though argon radiation does not provide 100% of the dissipation, the total amount of argon dissipation observed in the SOLPS-ITER simulations still exceed the amount expected in Lengyel model type calculations at those concentrations. Clearly, SOLPS-ITER simulations are indicating more radiative dissipation for a given c_{Ar} at given upstream conditions than expected based on Lengyel model calculations. These differences can be driven either by c_{Ar} varying poloidally, invalidating the poloidally constant assumption in the Lengyel model, or background plasma evolving poloidally differently than what would be expected based on conservation of static pressure and heat transported solely via electron heat conduction. Non-coronal effects are not expected to cause the difference here due to the bundling scheme used in these simulations, as discussed earlier in Section 1.

Divertor enrichment of argon, $c_{Ar, \text{divertor}}/c_{Ar, \text{upstream}}$, was investigated to address the question on poloidal distribution of c_{Ar} . $c_{Ar, \text{divertor}}$ is defined as the integral value within the divertor for the same flux tubes as the definition of $c_{Ar, \text{upstream}}$ given in Section 2. Within the investigated database, the mean value for the SN simulations is 1.14, for the SX cases 1.24, and for the XD cases 1.17. If restricting the analysis only to simulations with $n_{e, \text{SEP}}$ between 3.0 and $4.0 \times 10^{19} \text{ m}^{-3}$, the ratios are 1.17 for SN, 0.77 for SX, and 1.21 for XD. While these numbers show that there is likely some configuration to configuration variation in terms of divertor enrichment of radiative impurities, the values are not sufficiently above 1 to explain the difference to the predictions provided by the Lengyel model. Therefore, it is more likely that variations of the background plasma profiles rather than variations of impurity concentrations is the dominant cause of the difference in the radiative efficiency between the Lengyel model and the SOLPS-ITER simulations.

A key assumption in a Lengyel model type analysis is that heat is transported solely via parallel heat conduction, which scales as $T_e^{5/2}$. As a result, the model tends to generate a narrow radiation front, as the cooling rates increase strongly at the same time with reducing thermal conductivity as T_e is reduced. The radiation front is essentially power starved within a spatially narrow region, restricting the radiative volume and total radiation for a given c_{Ar} . In this situation, any transport mechanism that can keep powering the high radiation zone can significantly enhance the total radiative volume and power [23]. Parallel convection, cross-field drifts, and cross-field conductive and convective heat transport can all compete with parallel heat conduction when T_e is reduced below 20 eV. While the SOLPS-ITER simulations investigated in this study do not include cross-field drifts, the other two transport channels can provide heat transport to the radiative zone.

Comparison of the fraction of argon radiation below a given T_e between the SOLPS-ITER simulations and the Lengyel model clearly highlights how the Lengyel model only predicts less than 30% of argon radiation to occur in T_e below 20 eV, while for SOLPS-ITER the fraction is more than 85% (Fig. 4). The main reason is that due to the low heat conductivity at T_e around 10 eV, the radiative volume in these low temperatures is negligible in the Lengyel model, while this is the dominant T_e of the radiation front in the SOLPS-ITER simulations. The leading mechanism competing with heat conduction in these SOLPS-ITER simulations is cross-field transport between flux tubes. As the flux tubes closest to the separatrix cool to low T_e first, heat is radially transported from the nearby flux tubes. This mechanism provides thermal stability for the argon radiation front in T_e values where heat conduction would not be able to compete with argon radiation.

Basically the simulations indicate that the basic assumption of the Lengyel model that the peak radiative power zone is primarily heated

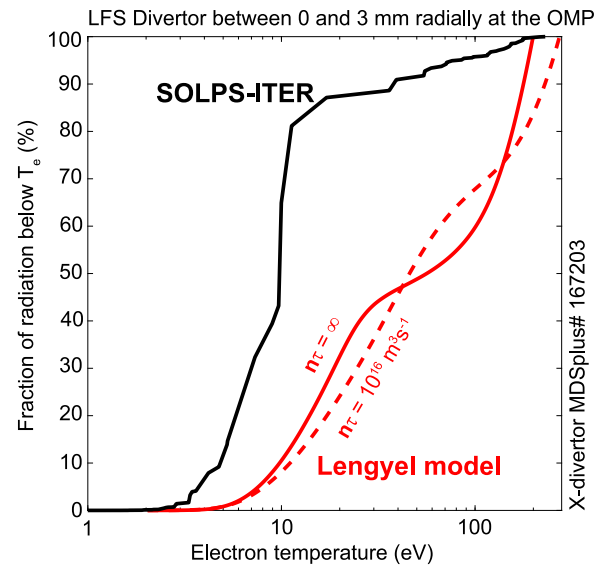


Fig. 4. Fraction of argon radiation below a certain T_e in the LFS near-SOL in one of the XD simulations (black) and comparison to Lengyel model predictions (red). The figures for the other divertor configurations and upstream conditions show very similar results. (For interpretation of the references to color in this figure legend, the reader is referred to the web version of this article.)

through parallel electron heat conduction is inaccurate. This is due to the parallel convection and cross-field transport in the simulations, which become significant as the impurity radiation zone overlaps with the spatial region where recycling and fuel re-ionization takes place. While it would be tempting to assume that the two zones can be spatially separated, due to the T_e difference between the primary fuel re-ionization ($T_e < 5 - 10$ eV) and peak impurity radiation zones ($T_e > 10$ eV), actually the simulations indicate that there is significant mixing between the two zones, such that parallel convection and cross-field heat transport between flux surfaces can transport heat to high radiation, low T_e zones and enhance the total radiation for a given c_{Ar} .

5. Conclusions

Investigations of parametric scaling of power exhaust in the ADC SOLPS-ITER simulation database of the EU-DEMO are conducted and compared to predictions based on the Lengyel model. The Lengyel model overpredicts c_{Ar} for LFS divertor detachment by about a factor of 5 – 10 relative to the SOLPS-ITER simulations. The SOLPS-ITER simulations indicate that, there are significant heat dissipation mechanisms other than argon radiation in the LFS near-SOL, such as cross-field transport, that reduce the role of argon radiation by a factor of 2 to 3. Furthermore, the Lengyel model assumes that the radiation front is powered by parallel heat conduction only, which tends to suppress the radiative volume and total impurity radiation for a given c_{Ar} . However, the SOLPS-ITER simulations indicate that other mechanisms, such as cross-field transport and parallel convection, can compete with parallel heat conduction within the radiative front in the divertor, enhancing the total radiative power for a given c_{Ar} .

A question that emerges is whether these observations are in conflict with the observations of Moulton et al. [18]. However, there are two arguments which could explain the superficially conflicting observations. First of all, in the ITER simulations, investigated by Moulton et al. [18], the primary radiator is neon, for which the cooling rate is not very significant at T_e as low as 10 eV. Therefore, the heat conduction assumption is likely to work better when neon is the primary radiator. Furthermore, the study by Moulton et al. [18] focused on the flux tube at about one heat flux width from the separatrix, which is likely to

reduce the role of some of the cross-field heat transport effects observed in this work. These observations also support the point made in the abstract that Lengyel model might still be useful to provide guidance on the relative scaling of the exhaust characteristic of the various points in the operational space. Even if the scaling provided by the analytical model is not fully accurate, it might still be sufficiently informative to direct the limited resources of detailed dissipation calculations to the most useful points of the operational space. The aim of this work is to provide evidence to avoid overconfidence on these simple model predictions. Also the work aims to point that the simple model development work should try to move beyond the standard assumption of heat conduction dominating in the radiation front. However, Spitzer-Härm heat conduction provides a very convenient analytical form for the heat transport equation. Adding more complexity to the heat transport equation, including cross-field heat fluxes, may lead to an analytically intractable approach. One potential pathway to overcome this challenge is to use a data-driven approach, based on, for example, databases of SOLPS-ITER simulations, in the development of the reduced models.

CRedit authorship contribution statement

A.E. Järvinen: Conceptualization, Methodology, Formal analysis, Investigation, Writing – original draft, Writing – review & editing. **L. Aho-Mantila:** Project administration, Data curation, Investigation. **T. Lunt:** Investigation. **F. Subba:** Project administration, Data curation, Investigation. **G. Rubino:** Data curation, Investigation. **L. Xiang:** Data curation, Investigation.

Declaration of competing interest

The authors declare that they have no known competing financial interests or personal relationships that could have appeared to influence the work reported in this paper.

Data availability

The authors do not have permission to share data.

Acknowledgments

This work has been carried out within the framework of the EUROfusion Consortium, funded by the European Union via the Euratom Research and Training Programme (Grant Agreement No 101052200 — EUROfusion). Views and opinions expressed are however those of the author(s) only and do not necessarily reflect those of the European Union or the European Commission. Neither the European Union nor the European Commission can be held responsible for them.

References

- [1] F. Militello, et al., *Nucl. Mat. Ene.* 26 (2021) 100908.
- [2] H. Reimerdes, et al., *Nucl. Fusion* 60 (2020) 066030.
- [3] L. Xiang, et al., *Nucl. Fusion* 61 (2021) 076007.
- [4] L. Aho-Mantila, et al., *Nucl. Mat. Ene.* 26 (2021) 100886.
- [5] F. Subba, et al., *Nucl. Mat. Ene.* 12 (2017) 967–972.
- [6] F. Subba, et al., *Plasma Phys. Control. Fusion* 60 (2018) 035013.
- [7] C. Theiler, et al., This conference.
- [8] A. Thornton, et al., This conference.
- [9] S. Wiesen, et al., *J. Nucl. Mater.* 463 (2015) 480–484.
- [10] L. Lengyel, IPP Report 1/191, 1981.
- [11] I.H. Hutchinson, 34 (1994) 1337.
- [12] D. Post, et al., *Phys. Plasmas* 2 (1995) 2328.
- [13] G.F. Matthews, et al., *J. Nucl. Mater.* 241–243 (1997) 450–455.
- [14] A. Kallenbach, et al., *Plasma Phys. Control. Fusion* 58 (2016) 045013.
- [15] B. Lipschultz, et al., *Nucl. Fusion* 56 (2016) 056007.
- [16] M.L. Reinke, *Nucl. Fusion* 57 (2017) 034004.
- [17] R.J. Goldston, et al., *Plasma Phys. Control. Fusion* 59 (2017) 055015.
- [18] D. Moulton, et al., *Nucl. Fusion* 61 (2021) 046029.
- [19] D.P. Coster, *Contrib. Plasma Phys.* 56 (6–8) (2016) 790–795.
- [20] M. Bernert, et al., *Nucl. Fusion* 61 (2021) 024001.
- [21] P.C. Stangeby, et al., *Nucl. Fusion* 55 (2015) 093014.
- [22] H. Summers, *The ADAS User Manual*, version 2.6.
- [23] A.E. Jaervinen, et al., *Contrib. Plasma Phys.* 60 (2020) e201900111.