

The Kinetics of Sorption–Desorption Phenomena: Local and Non-Local Kinetic Equations

Original

The Kinetics of Sorption–Desorption Phenomena: Local and Non-Local Kinetic Equations / Barbero, Giovanni; Scarfone, Antonio M.; Evangelista, Luiz R.. - In: MOLECULES. - ISSN 1420-3049. - ELETTRONICO. - 27:21(2022), p. 7601. [10.3390/molecules27217601]

Availability:

This version is available at: 11583/2973054 since: 2022-11-14T10:33:25Z

Publisher:

mdpi

Published

DOI:10.3390/molecules27217601

Terms of use:

This article is made available under terms and conditions as specified in the corresponding bibliographic description in the repository

Publisher copyright

(Article begins on next page)

Article

The Kinetics of Sorption–Desorption Phenomena: Local and Non-Local Kinetic Equations

Giovanni Barbero ^{1,2,3,*} , Antonio M. Scarfone ^{1,2}  and Luiz R. Evangelista ^{1,2,4} 

¹ Dipartimento di Scienza Applicata e Tecnologia, Politecnico di Torino, Corso Duca degli Abruzzi 24, 10129 Torino, Italy

² Istituto dei Sistemi Complessi, Consiglio Nazionale delle Ricerche (ISC-CNR), c/o Politecnico di Torino, Corso Duca degli Abruzzi 24, 10129 Torino, Italy

³ Moscow Engineering Physics Institute, National Research Nuclear University MEPhI, Kashirskoye Shosse 31, 115409 Moscow, Russia

⁴ Departamento de Física, Universidade Estadual de Maringá, Avenida Colombo, Maringá 5790-87020-900, PR, Brazil

* Correspondence: giovanni.barbero@polito.it

Abstract: The kinetics of adsorption phenomena are investigated in terms of local and non-local kinetic equations of the Langmuir type. The sample is assumed in the shape of a slab, limited by two homogeneous planar-parallel surfaces, in such a manner that the problem can be considered one-dimensional. The local kinetic equations in time are analyzed when both saturation and non-saturation regimes are considered. These effects result from an extra dependence of the adsorption coefficient on the density of adsorbed particles, which implies the consideration of nonlinear balance equations. Non-local kinetic equations, arising from the existence of a time delay characterizing a type of reaction occurring between a bulk particle and the surface, are analyzed and show the existence of adsorption effects accompanied by temporal oscillations.

Keywords: Langmuir equation; local and non-local kinetic equation; sorption–desorption phenomena



Citation: Barbero, G.; Scarfone, A.M.; Evangelista, L.R. The Kinetics of Sorption–Desorption Phenomena: Local and Non-Local Kinetic Equations. *Molecules* **2022**, *27*, 7601. <https://doi.org/10.3390/molecules27217601>

Academic Editor: Barbara Bonelli

Received: 12 October 2022

Accepted: 2 November 2022

Published: 5 November 2022

Publisher's Note: MDPI stays neutral with regard to jurisdictional claims in published maps and institutional affiliations.



Copyright: © 2022 by the authors. Licensee MDPI, Basel, Switzerland. This article is an open access article distributed under the terms and conditions of the Creative Commons Attribution (CC BY) license (<https://creativecommons.org/licenses/by/4.0/>).

1. Introduction

When a solid surface comes in contact with a liquid in which impurities are dissolved, according to the interaction energy between these impurities and the surface, they can either be attracted or repelled from the surface [1,2]. There is also the possibility that will be handled here in which the particles are attracted to the surface and remain stuck on it. In the equilibrium state, the number of particles passing from the liquid to the surface (adsorbed) is equal to that passing from the surface to the liquid (desorbed). A simple description of the phenomenon, in cases where the particles are neutral and long-range effects can be neglected, is based on the kinetic equation relating the rate of adsorbed particles with the adsorption phenomenon of particles from the bulk, and the desorption of adsorbed particles from the surface [3]. In the approximation whereby the adsorption energy is independent of the surface density of adsorbed particles and all adsorbing sites are equivalent [4], the kinetic equation reads

$$\frac{d\sigma(t)}{dt} = k n(t) - \frac{1}{\tau} \sigma(t), \quad (1)$$

where $\sigma(t)$ is the surface density of adsorbed particles, $n(t)$ is the bulk density of adsorbable particles, k and τ are the adsorption coefficient and the desorption time, respectively. Expression (1) has been widely used to analyze the time-dependence of the surface density of adsorbed particles under different conditions [5–8]. It has been also employed in the investigation of the adsorption phenomenon in the presence of an external electric

field [9–11]. A generalization of Equation (1) is discussed in [12]. The adsorption parameters depend, clearly, from the adsorbing surface and the adsorbable particles. They depend also on the temperature and on the presence of an external electric field, as reported in Refs. [7,10,12–16].

Indicating the surface density of adsorbing sites by σ_0 , in the case of $\sigma \ll \sigma_0$, the adsorption coefficient is independent of σ [17]. On the contrary, for $\sigma \sim \sigma_0$, the possibility of a multilayer adsorption has to be considered. In conditions where only the formation of a monolayer is possible, $k \rightarrow k(\sigma)$ has to be such that for $\sigma \geq \sigma_0$, $k(\sigma) < 0$, indicating that when the surface density overcomes the density of sites, the adsorption phenomenon is no longer possible. A proposed form for the dependence of $k(\sigma)$ on $\sigma(t)$ is [18]

$$k(\sigma) = k \left[1 - \left(\frac{\sigma}{\sigma_0} \right)^p \right], \quad (2)$$

with $p > 1$. When the formation of a multilayer is possible, $k(\sigma)$ and τ can depend on the number of layers already adsorbed.

The work focuses on the kinetic evolution of the system towards the equilibrium state, where $n(t)$ and $\sigma(t)$ are time-independent. To solve the problem, in addition to the kinetic balance equation, one has to also consider conservation of the total particle number comprising the bulk plus the surface system.

The analysis deals with a sample limited by two homogeneous planar-parallel surfaces at a distance d apart. Thus, the bulk density of particles depends only on the distance of the considered point from the limiting surfaces, i.e., the mathematical problem is one-dimensional. This is the so-called slab approximation, which is assumed henceforth. It is also assumed that the surface forces responsible for the adsorption phenomenon are short range, in such a manner that in the bulk $n(t)$ can be considered uniform. This approximation is valid if the diffusion time τ_D is extremely small with respect to the characteristic times of the adsorption phenomenon. Indicating the diffusion coefficient by D of the adsorbable particles, $\tau_D = d^2/D$. If $d \sim 10^{-5}$ m and $D \sim 10^{-9}$ m²/s, $\tau_D \sim 0.1$ s. The analysis presented in the following, works well for samples of few μ m in thickness, and for ordinary diffusion coefficient, such as Na⁺ in water [3]. In cases where the adsorbing surface is in contact with a reservoir, fixing the value of adsorbable particles, the quantity $n(t)$ appearing in the kinetic equation, with or without saturation, coincides with n_0 , the bulk equilibrium density. In this case, since $d \rightarrow \infty$, it is no longer necessary to impose conservation of the number of particles. Several measurements reported in the literature correspond to this situation, and our analysis can be easily generalized and applied to these cases.

The goal of the paper is to develop a model capable of analyzing interesting data reported in the literature [5–16] relevant to the dependence on surface density of the adsorbed particles versus the concentration and the time evolution of the surface density. Furthermore, a model is proposed that is able to explain the time-oscillating behavior of the surface density of adsorbed particles [19–26] toward the equilibrium state.

The paper is organized as follows. Section 2 is dedicated to the investigation of local kinetic equations from three different perspectives. In Section 2.1, the dynamical evolution of the surface density of adsorbed particles when the kinetic equation is well described by Langmuir isotherm is analyzed. This limiting case works well when the surface density of adsorbed particles in the steady state is extremely small with respect to the surface density of adsorbing sites. The scenario for large adsorption, when saturation effects are important, is considered in Section 2.2, where the adsorption coefficient depends linearly on the surface density of adsorbed particles ($p = 1$) is investigated first. The relevant problem for which the dependence is quadratic ($p = 2$) is discussed in Section 2.3. Section 3 deals with non-local kinetic equations involving a time delay. The analysis shows that the adsorption–desorption process could present a combination of saturation accompanied by an oscillating behavior, when the time delay is comparable with the desorption time. Lastly, the conclusions are provided in Section 4.

2. Local Kinetic Equations

In this section, the adsorption–desorption phenomena are analyzed in the presence of local kinetic equation when saturation and non-saturation regimes are considered. These equations are local in time because the reaction characterizing the adsorption–desorption process at the surfaces are assumed to be instantaneous, i.e., there is no time delay characterizing the bulk-surface dynamics.

2.1. No Saturation: $k(\sigma) = k$

Let us consider first the simple case in which the kinetic equation describing the adsorption phenomenon (1) involves an adsorption term proportional to the bulk density of adsorbable particles $n(t)$, related to the constant adsorption coefficient k , and a desorption term proportional to the surface density of adsorbed particles, related to the desorption time τ . Assuming a uniform bulk distribution of the adsorbable particles $n(t)$, the conservation of the number of particles (bulk plus surface) implies that

$$n(t)d + 2\sigma(t) = n_0d. \quad (3)$$

For the analysis presented in the following, it is useful to measure the time in units of τ , i.e., $T = t/\tau$, and to introduce the dimensionless parameter defined as $u = \tau/\tau_k = 2k\tau/d$, where $k\tau$ is an intrinsic length and $\tau_k = d/2k$ is an intrinsic time, both connected to the adsorption phenomenon [17], and d is the thickness of the sample. The maximum surface density of adsorbed particles is $\sigma_M = n_0d/2$. For this reason, in the following, the surface and the bulk densities of particles will be measured in units of σ_M and n_0 , i.e.,

$$S = \frac{\sigma}{\sigma_M}, \quad \text{and} \quad N = \frac{n}{n_0}, \quad (4)$$

in such a way that Equations (1) and (3) can be rewritten as

$$\frac{dS}{dT} = uN - S, \quad (5)$$

and

$$N + S = 1, \quad (6)$$

respectively. Substitution of Equation (6) into Equation (5) yields

$$\frac{dS}{dT} + (1 + u)S = u. \quad (7)$$

In the equilibrium state, $dS/dT = 0$. It follows that in the steady state the dimensionless surface density of adsorbed particles and bulk density of adsorbable particles are given, respectively, by

$$S^* = \frac{u}{1 + u}, \quad \text{and} \quad N^* = \frac{1}{1 + u}. \quad (8)$$

In absolute units, the corresponding surface and bulk particles densities are

$$\sigma^* = \frac{u}{1 + u} \sigma_M, \quad \text{and} \quad n^* = \frac{1}{1 + u} n_0. \quad (9)$$

The kinetic evolution of $S(T)$ is obtained by solving the differential Equation (7) with the boundary condition $S(0) = 0$. Simple calculations give

$$S(T) = \frac{u}{1 + u} \left[1 - e^{-(1+u)T} \right]. \quad (10)$$

The effective relaxation time, τ_R , of the surface density of adsorbed particles $\sigma(t)$, in absolute units, is

$$\tau_R = \frac{\tau}{1+u} = \frac{\tau \tau_\kappa}{\tau + \tau_\kappa}. \quad (11)$$

Note that Equation (11) can be rewritten as

$$\frac{1}{\tau_R} = \frac{1}{\tau} + \frac{1}{\tau_\kappa}, \quad (12)$$

indicating that, in the case in which τ is very different from τ_κ , τ_R is approximately equal to the smallest between τ_κ and τ . When $u \rightarrow 0$, i.e., $d \rightarrow \infty$, $\tau_R \rightarrow \tau$. This case represents a surface in contact with a reservoir of particles. The opposite case, in which $u \rightarrow \infty$, i.e., $d \rightarrow 0$, yields $\tau_R \rightarrow 0$, which is not of experimental interest.

2.2. Linear Saturation: $p = 1$

A simple generalization of Equation (1) to take the saturation into account is obtained when one considers $k(\sigma)$ in Equation (2), for $p = 1$, namely:

$$\frac{d\sigma(t)}{dt} = k \left(1 - \frac{\sigma(t)}{\sigma_0} \right) n(t) - \frac{1}{\tau} \sigma(t), \quad (13)$$

where σ_0 is the surface density of adsorbing sites. In terms of the dimensionless quantities defined in (4), Equation (13) can be rewritten as

$$\frac{dS}{dT} = u(1-rS)N - S, \quad (14)$$

where

$$r = \frac{\sigma_M}{\sigma_0} = \frac{n_0 d}{2\sigma_0}, \quad (15)$$

is a dimensionless parameter comparing the maximum density of adsorbable particles with the density of sites on the surface. Note that for a fixed adsorbing surface in contact with a solution the parameter σ_0 is fixed and different values of r correspond to different bulk equilibrium concentrations of adsorbable particles. In the present case, the conservation of particles is still represented by Equation (6). The saturation is important only in the case where $r > 1$. When $r \rightarrow 0$, the analysis presented above has to be recovered.

Substitution of Equation (6) into Equation (14) yields for $S(T)$ the ordinary differential equation:

$$\frac{dS}{dT} = urS^2 - (1+u+ur)S + u. \quad (16)$$

As before, in the equilibrium state $dS/dT = 0$, and the surface density characterizing the steady state is the solution of the second-order equation

$$urS^2 - (1+u+ur)S + u = 0, \quad (17)$$

whose solutions are

$$S_1 = \frac{1+u+ru - \sqrt{(1+u+ru)^2 - 4ru^2}}{2ru}, \quad (18)$$

and

$$S_2 = \frac{1+u+ru + \sqrt{(1+u+ru)^2 - 4ru^2}}{2ru}. \quad (19)$$

Since

$$(1+u+ru)^2 - 4ru^2 = [1 + (1-\sqrt{r})^2 u] [1 + (1+\sqrt{r})^2 u] > 0, \quad (20)$$

for all meaningful physical parameters, S_1 and S_2 are real quantities. From Equations (18) and (19), in the limit of $r \rightarrow 0$, one obtains

$$S_1 = \frac{u}{1+u} - \frac{u^2}{(1+u)^3} r + \mathcal{O}(r^2), \quad (21)$$

and

$$S_2 = \frac{1+u}{ru} + \frac{1}{1+u} + \frac{u^2}{(1+u)^3} r + \mathcal{O}(r^2). \quad (22)$$

Since, in the $r \rightarrow 0$ limit, one has to recover the result given by (8), it is possible to conclude that the actual surface density in the equilibrium state is S_1 . The dependence of the equilibrium surface density versus r is shown in Figure 1.

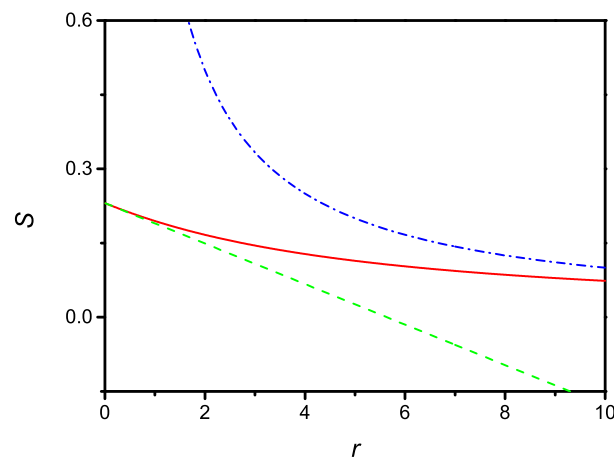


Figure 1. Dependence of the dimensionless surface density of the steady state versus the dimensionless parameter r . Dashed and dash-dotted lines represent the limiting cases corresponding to small and large r , respectively, as given by Equations (21) and (23). The curves are drawn for $u = 0.3$ or $\tau = 0.3 \tau_k$, i.e., the adsorption time is approximately three-times faster than the desorption time.

Notice that in the limit of $r \rightarrow \infty$, corresponding to a sample of infinite thickness, from Equation (18) one obtains

$$S_1 = \frac{1}{r} + \mathcal{O}(r^{-2}). \quad (23)$$

Taking into account that the actual surface density is given by $\sigma = \sigma_M S$, if one expresses σ in terms of σ_0 , then one has $\sigma/\sigma_0 = rS$. It follows that, from Equation (23), in the considered limit of large r

$$\lim_{r \rightarrow \infty} \frac{\sigma_1}{\sigma_0} = 1. \quad (24)$$

which states that, in an infinite sample, all adsorbing sites are occupied.

The evolution of $S(T)$ toward to the equilibrium state is determined by solving Equation (16). A simple calculation gives

$$S(T) = S_1 S_2 \frac{1 - e^{-\alpha T}}{S_2 - S_1 e^{-\alpha T}}, \quad (25)$$

where

$$\alpha = \sqrt{(1+u+ru)^2 - 4ru^2} > 0, \quad (26)$$

as it follows from Equation (20). The time dependence of $S(T)$ given by Equation (25) is shown in Figure 2 for two different values of r .

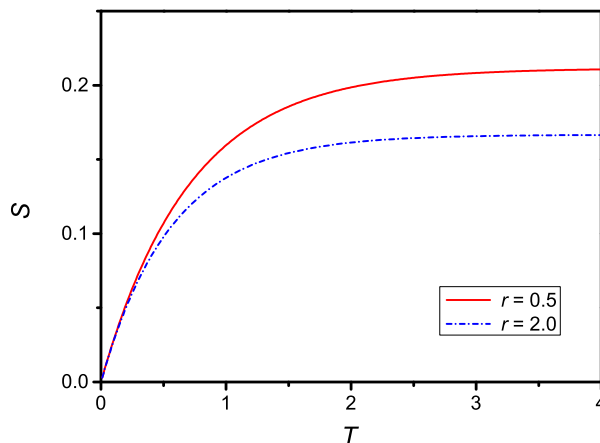


Figure 2. Dependence on the dimensionless surface density of adsorbed particles, $S(T)$, versus the dimensionless time, T , for $u = 0.3$, $r = 0.5$, (dash-dotted line) and $r = 2$, (full line).

The time dependence of the dimensionless surface density of adsorbed particles compare qualitatively well with the experimental data reported in Refs. [8,10,14], relevant to the influence of the equilibrium concentration on the adsorption phenomenon. The relaxation time, in absolute units for $\sigma(t)$, is then

$$\tau_R = \frac{\tau}{\sqrt{(1 + u + ru)^2 - 4ru^2}} \tag{27}$$

One notices that the divergence of τ_R is only apparent because the quantity $(1 + u + ru)^2 - 4ru^2$ is always positive for all values of r and u physically meaningful, as stressed above. From Equation (27), in the $r \rightarrow 0$ limit, one gets

$$\tau_R = \frac{\tau}{1 + u} \left[1 - \frac{1 - u}{(1 + u)^2} ur \right] + \mathcal{O}(r^2), \tag{28}$$

that, in the same limit, coincides with (11), as expected. The dependence of τ_R on r is shown in Figure 3, where are also reported the limiting cases corresponding to small and large values of r .

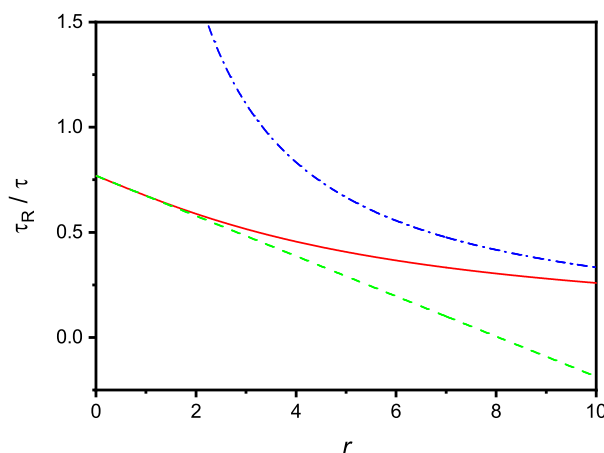


Figure 3. Relaxation time, in τ units, versus the dimensionless parameter r . The dashed and dash-dotted lines are the limiting cases of large and small r , respectively. The figure is drawn for $u = 0.3$.

2.3. Quadratic Saturation: $p = 2$

Let us consider now the case in which the kinetic equation is represented by

$$\frac{d\sigma(t)}{dt} = k \left[1 - \left(\frac{\sigma(t)}{\sigma_0} \right)^2 \right] n(t) - \frac{1}{\tau} \sigma(t), \quad (29)$$

where, as before, σ_0 is the surface density of adsorbing sites. In terms of reduced quantities, it takes the form

$$\frac{dS}{dT} = u(1 - r^2 S^2)N - S, \quad (30)$$

and the equation stating the conservation of the number of particles is still represented by Equation (6). Differential Equation (29), taking into account Equation (6), can be rewritten as

$$\frac{dS}{dT} = u r^2 S^3 - u r^2 S^2 - (1 + u)S + u. \quad (31)$$

In this way, the equilibrium value of S is obtained by solving the third-order equation

$$\frac{dS}{dT} = 0. \quad (32)$$

By inspection, one observes that for all physically meaningful values of r and u , Equation (32) always contains three distinct real solutions as shown in Figure 4. The searched solution to the kinetic Equation (29) is the one that, in the $\lim_{r \rightarrow 0} S^*$, reduces to Equation (8).

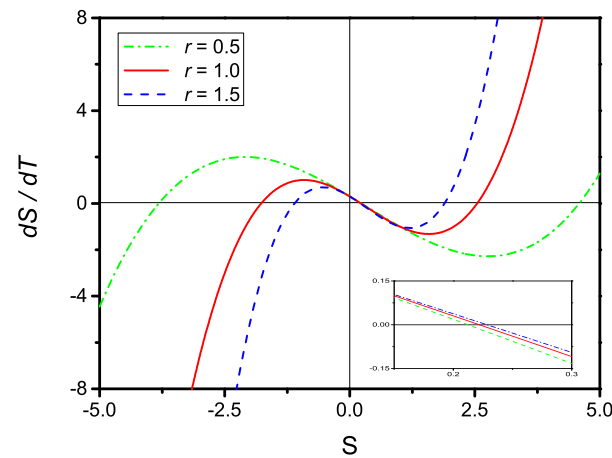


Figure 4. Plot of dS/dT , given by Equation (31), versus S for $u = 0.1$ and $r = 0.5$ (dash-dotted), $r = 1$ (full), and $r = 1.5$ (dashed). The insert shows a closeup of the three curves around $S = 0$. Clearly, for all physically meaningful values of r and u , there are three distinct real solutions.

Indicating by S_1 , S_2 and S_3 the three solutions of Equation (32), a simple calculation shows that in the $r \rightarrow 0$ limit they tend respectively to

$$S_1 \rightarrow \sqrt{\frac{1+u}{u}} \frac{1}{r} + \mathcal{O}(r^{-1}), \quad (33)$$

$$S_2 \rightarrow -\sqrt{\frac{1+u}{u}} \frac{1}{r} + \mathcal{O}(r^{-1}), \quad (34)$$

$$S_3 \rightarrow \frac{u}{1+u} \left[1 - \frac{u^2}{(1+u)^3} r^2 \right] + \mathcal{O}(r^{-1}), \quad (35)$$

from which one deduces that solutions S_3 tends to the value given by (8), as expected. In the opposite limit of $r \rightarrow \infty$, the solutions tend to

$$S_1 \rightarrow 1 + \frac{1}{ur^2} + \mathcal{O}(r^{-2}), \quad (36)$$

$$S_2 \rightarrow -\frac{1}{r} - \frac{1}{2r^2u} + \mathcal{O}(r^{-2}), \quad (37)$$

$$S_3 \rightarrow \frac{1}{r} - \frac{1}{2ur^2} + \mathcal{O}(r^{-2}), \quad (38)$$

at the second order in $1/r$. As already mentioned, the surface density in units of σ_0 , are rS and tend to

$$rS_1 \rightarrow \infty, \quad rS_2 \rightarrow -1, \quad \text{and} \quad rS_3 \rightarrow 1, \quad (39)$$

showing again that the solution of the problem also has the correct limit in the case of large r . The numerical solution of Equation (31) is shown in Figure 5, for $u = 0.1$ and $r = 0.1$, $r = 5$, and $r = 10$.

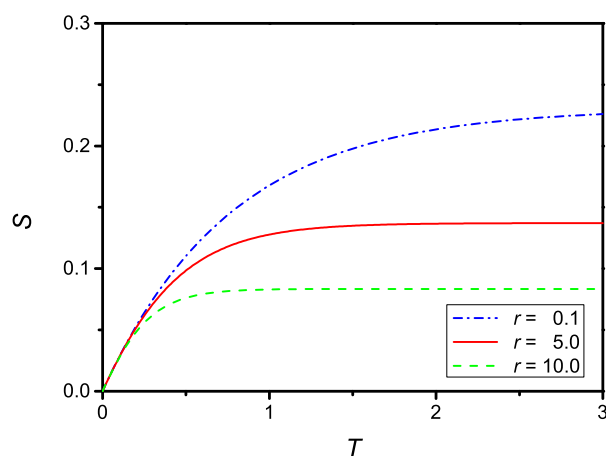


Figure 5. Dependence on the dimensionless surface density of adsorbed particles, $S(T)$, versus the dimensionless time, T , in the case of a quadratic reduction of the adsorption coefficient. The curves were numerically obtained for $u = 0.3$ and three values of r : $r = 0.1$ (dash-dotted), $r = 5$ (full), and $r = 10$ (dashed).

Finally, Figure 6 compares the time evolution of $S(T)$ deduced in the case of no saturation (dash-dotted line), linear saturation (full line), and quadratic saturation (dashed line).

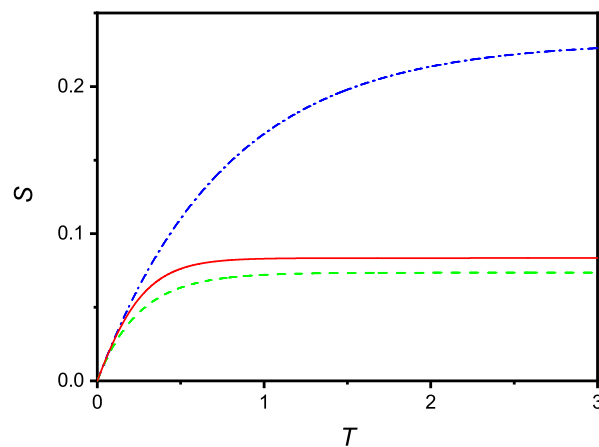


Figure 6. Comparison (in dimensionless units) of the time dependencies of S relevant to cases where saturation is absent (dash-dotted), with saturation linear in S (full) and saturation quadratic in S (dashed). The curves were drawn for $u = 0.3$ and $r = 10$.

3. Non-Local Kinetic Equations

In the previous sections, a few kinetic equations describing the adsorption phenomenon, in the absence of saturation, Equation (1), in the presence of linear, Equation (13) and quadratic, Equation (29), saturation have been considered. These equations were solved by taking into account conservation of the number of particles, that we assumed as represented by Equation (3). This is a rather rough approximation, but allows one to derive some general properties on the adsorption. These kinetic equations are of the type

$$\left. \frac{d\sigma(t)}{dt} \right|_t = H[n(t), \sigma(t)] - \frac{1}{\tau} \sigma(t), \quad (40)$$

i.e., they relate the time variation of $\sigma(t)$ at t with the bulk density of adsorbable particles, and with the surface density of adsorbed particles, at the same time t . However, since the adsorption phenomenon implies a form of chemical reaction occurring between a bulk particle and the surface, the time rate $d\sigma/dt$ at t depends on $n(t)$ and $\sigma(t)$ at an antecedent time $t - \delta$, where δ depends on the particular reaction responsible for the adsorption. This particular time, δ , can differ from the desorption time, τ . In other words, usually, there is an intrinsic delay between $d\sigma(t)/dt$ and $n(t)$ and $\sigma(t)$. This delay is related to δ in such a way that Equation (40) has to be written as

$$\left. \frac{d\sigma(t)}{dt} \right|_{t+\delta} = H[n(t), \sigma(t)] - \frac{1}{\tau} \sigma(t). \quad (41)$$

Assuming δ small with respect to the observation time t , from Equation (41) one gets

$$\delta \frac{d^2\sigma(t)}{dt^2} + \frac{d\sigma(t)}{dt} = H[n(t), \sigma(t)] - \frac{1}{\tau} \sigma(t), \quad (42)$$

i.e., now the kinetic equation contains a second order derivative in t .

To investigate the effect of the delay on the evolution of the surface density of adsorbed particles, Equation (1) is now generalized, with the condition (3). In the presence of delay, Equation (1) becomes

$$\delta \frac{d^2\sigma(t)}{dt^2} + \frac{d\sigma(t)}{dt} = k n(t) - \frac{1}{\tau} \sigma(t), \quad (43)$$

that, by taking into account Equation (3) and using dimensionless quantities, assumes the form:

$$\varepsilon \frac{d^2S}{dT^2} + \frac{dS}{dT} + (1+u)S = u, \quad \text{where } \varepsilon = \delta/\tau. \quad (44)$$

Equation (44) is the new version of Equation (7) in the presence of a time delay. The parameter ε compares the delay time δ with the desorption time τ .

To solve Equation (44), one has to impose the initial conditions on dS/dT and S . It will be assumed, as before, that the adsorption phenomenon begins at $t = 0$, and hence $S(0) = 0$ and, furthermore, that $(dS/dT)|_{t=0} = 0$. In this framework, as it is evident from (44), the case $\varepsilon = 0$ is singular, because the differential equation passes from the second to the first order. Solution of Equation (44) with the mentioned initial conditions, when $1 - 4(1+u)\varepsilon \neq 0$, is

$$S(T) = \frac{u}{1+u} \left[1 - \frac{1}{\alpha_2 - \alpha_1} \left(\alpha_2 e^{\alpha_1 T} - \alpha_1 e^{\alpha_2 T} \right) \right], \quad (45)$$

where

$$\alpha_1 = -\frac{1}{2\varepsilon} \left[1 - \sqrt{1 - 4(1+u)\varepsilon} \right], \quad (46)$$

$$\alpha_2 = -\frac{1}{2\varepsilon} \left[1 + \sqrt{1 - 4(1+u)\varepsilon} \right]. \quad (47)$$

In the particular case in which $1 - 4(1 + u)\varepsilon = 0$, solution of Equation (44) with the above mentioned boundary conditions is

$$S(T) = \frac{u}{1+u} \left[1 - \left(1 + \frac{T}{2\varepsilon} \right) e^{-T/(2\varepsilon)} \right]. \quad (48)$$

The exponents α_1 and α_2 depend critically on $1 - 4(1 + u)\varepsilon$. If $\varepsilon < \varepsilon_c = 1/[4(1 + u)]$, then α_1 and α_2 are negative real numbers, and the solution $S(T)$ tends uniformly to $u/(1 + u)$. In this case, the relaxation toward to the equilibrium value of the surface density of adsorbed particles is characterized by two different relaxation times and the explicit solution is

$$S(T) = \frac{u}{1+u} \left\{ 1 - \frac{1}{\alpha} \left[\sinh\left(\frac{\alpha}{2\varepsilon} T\right) + \alpha \cosh\left(\frac{\alpha}{2\varepsilon} T\right) \right] e^{-T/(2\varepsilon)} \right\}, \quad (49)$$

where $\alpha = \sqrt{4(1 + u)\varepsilon - 1}$. An expression of the type given by Equation (45) has been proposed to interpret the adsorption data by Vanegas et al. [27], and used more recently to analyze adsorption data in [15,16].

In the opposite case, where $\varepsilon > \varepsilon_c$, α_1 and α_2 are complex conjugate numbers, with a negative real part. The solution $S(T)$ tends to $u/(1 + u)$ oscillating, and the explicit solution is

$$S(T) = \frac{u}{1+u} \left\{ 1 - \frac{1}{\alpha} \left[\sin\left(\frac{\alpha}{2\varepsilon} T\right) + \alpha \cos\left(\frac{\alpha}{2\varepsilon} T\right) \right] e^{-T/(2\varepsilon)} \right\}, \quad (50)$$

where $\alpha = \sqrt{1 - 4(1 + u)\varepsilon}$.

Figure 7 shows the time evolution of S for $u = 0.1$ and $\varepsilon = 5\varepsilon_c$ (dash-dotted line), $\varepsilon = 0.9\varepsilon_c$ (full line), and the solution for $\varepsilon = 0$, i.e., assuming no delay (dashed line). As can be observed, all curves tend to the same limit $u/(1 + u)$. The inset of Figure 7 shows the evolution of S for small T . From this frame, it is clear that the case corresponding to $\delta = 0$ does not satisfy the initial condition on $dS/dT = 0$.

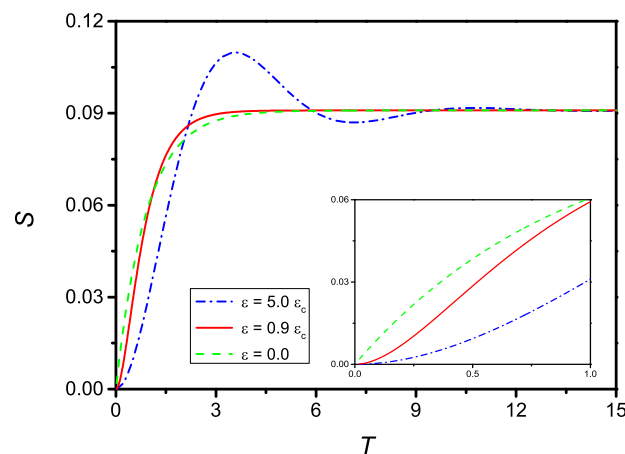


Figure 7. Time evolution (in dimensionless units) of S for $\varepsilon = 5\varepsilon_c$ (dash-dotted), $\varepsilon = 0.9\varepsilon_c$ (full), and $\delta = 0$ (dashed), with $u = 0.1$. From the inset, where it is reported the evolution for small T , it is evident that in the case $\varepsilon = 0$ the initial boundary condition on dS/dT is not satisfied, as a consequence from the fact that in this case the differential equation passes from the second to the first order.

The simple analysis presented above to take into account the delay δ was possible because the governing differential equation is linear. The same generalization in the case where the adsorption phenomenon is described by Equation (16) or by Equation (31) gives rise to the differential equations

$$\varepsilon \frac{d^2S}{dT^2} + \frac{dS}{dT} = urS^2 - (1 + u + ur)S + u, \quad (51)$$

$$\varepsilon \frac{d^2S}{dT^2} + \frac{dS}{dT} = ur^2S^3 - ur^2S^2 - (1 + u)S + u, \quad (52)$$

respectively. In presence of the saturation effect, it is no longer possible to obtain an analytical solution, because Equations (51) and (52) are no longer linear. However, a numerical solution can be easily obtained. Figure 8 compares the time evolution of S described by Equation (51), (dashed line), and by Equation (52), (dash-dotted line), for $\varepsilon = 5\varepsilon_c$ with $u = 0.1$ and $r = 100$. Furthermore, in this case, the solutions are oscillating around the stable limiting value.

This oscillating behavior can be qualitatively compared with the ones exhibited by some acid monolayers whose adsorption is governed by physical forces, but in which the role of the head group has to be taken into account [19,20]. As pointed out in Ref. [19], an oscillating behavior such as the ones depicted in Figures 7 and 8 is in agreement with the behavior found by Fourier transform IR spectroscopy for siloxane polymers chemisorbing to alumina [20,21]. In these systems, measurements of the variation of physically adsorbed and chemically adsorbed segments show that the physisorption process is strong in the first instants, presenting a pronounced maximum and tending to a small value; the chemisorption process, on the contrary, tends to a saturation value. When these effects are combined, because they occur during the same process, the resulting curve may present oscillating behavior. The effect of the non-local term, represented by the second order time-derivative, may be connected with memory effects. Indeed, it may indicate that the adsorption process is much better described if one considers the memory of the preceding state for the molecules being adsorbed at the surface.

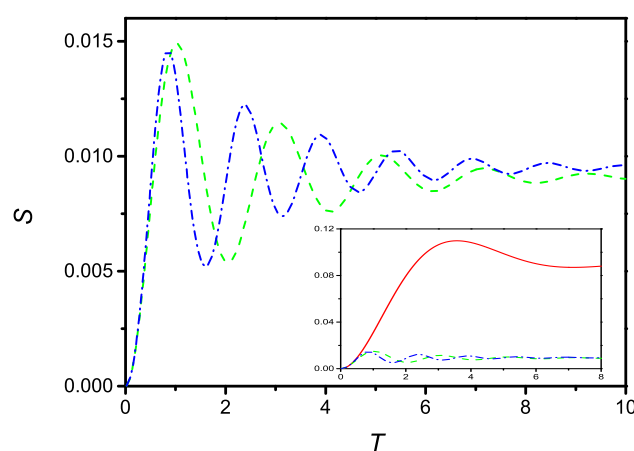


Figure 8. Time evolution (in dimensionless units) of the surface density of adsorbed particles in the presence of linear (dashed), and quadratic (dash-dotted), saturation effect. The curves are drawn for $u = 0.1$, $r = 100$ and $\varepsilon = 5\varepsilon_c$. Observed in the inset, comparison between the time evolution of S in the absence of saturation effect (full), with linear (dashed), and quadratic (dash-dotted) saturation effect.

An effect of this kind is not unusual and can even be expected because, for instance, in the adsorption phenomenon by a solid surface, the collision of a molecule can be represented by different processes [22]. One of these is an elastic scattering, that occurs when there is no loss in translational energy during the collision; however, if the molecule is still in a weakly bound state, even if it is on the surface, the thermal motion of the surface atoms can cause the molecule to desorb and this represents another kind of process. Finally, when the molecule collides with a surface, it loses energy and is converted into a state where it remains on the surface for a reasonable length of time [23]. These phenomena indicate that the actual position of the molecule on the surface has a memory of its incoming

state, eventually modifying the adsorption–desorption rates. An alternative analysis of this process has been carried out by considering modified linear kinetic equation in which some suitable choices for a kernel in the desorption rate accounted for the importance of the physisorption or of the chemisorption, according to the time scale governing the adsorption phenomena [19]. In the present analysis, the oscillating behavior is obtained with linear and nonlinear kinetic equations incorporating an expected time delay in the reaction of the molecules from the bulk at the surface, during the adsorption process and may be relevant to understand oscillation phenomena in polymers [24], multicomponent adsorption [25], surfactant ions [26], among many others.

4. Conclusions

The work approaches the kinetic equation in the Langmuir approximation from two different perspectives. The first deals with a balance equation that is local in time, but in which a phenomenological adsorption coefficient intervenes that may depend on the density of adsorbed particles according to a general power law. After formulating the problem in more general terms, the conventional case $k(\sigma) = \text{const.}$ is considered and two other possibilities: a linear and a quadratic dependence. In such cases, the density of particles at equilibrium is described by algebraic equations and the time evolution by nonlinear differential equations. Thus, it is possible to analyze various adsorption regimes that are essentially governed by a saturation phenomenon dictated by the finite number of sites at the interface. In the second perspective, the adsorption–desorption phenomena are analyzed in a non-local picture in time, that is, it is assumed that there exists a time delay between the arrival of the particle in the bulk, but in the vicinity of the interface, and the adsorption–desorption itself, taking place over the interface. In this case, the entire kinetics are described by an equation involving a second derivative in time, which reduces to first-order when the time delay is negligible. In this context, it is found that the adsorption–desorption regimes could be accompanied by an oscillation phenomenon in the coverage ratio behavior. A similar phenomenon can be found using linear kinetic equations, but containing temporal kernels that take memory effects into account. There is, therefore, a very complete approach to the adsorption–desorption phenomena of neutral particles (although the extension to the case of charged particles can also be considered from the same perspective) at the liquid (bulk)–solid (surface) interface.

Author Contributions: Conceptualization, methodology, writing, and modification, G.B.; calculation, writing—original draft preparation, L.R.E.; writing—review and editing, A.M.S. All authors have read and agreed to the published version of the manuscript.

Funding: This research received no external funding.

Data Availability Statement: Not applicable.

Acknowledgments: This work was partially supported by the MEPHI Program Priority 2030.

Conflicts of Interest: The authors declare no conflict of interest.

Abbreviations

d	Thickness of the cell [m].
D	Diffusion coefficient [m^2/s].
δ	Delay time [s].
ε	Dimensionless delay time.
$k(\sigma)$	Adsorption coefficient [m/s].
$n(t)$	Bulk density of adsorbable particles [$1/\text{m}^3$].
n_0	Bulk density of adsorbable particles in thermodynamic equilibrium in the absence of adsorption [$1/\text{m}^3$].
n^*	Equilibrium bulk density of particles in the presence of adsorption [$1/\text{m}^3$].

$N = n(t)/n_0$	Reduced bulk density of particles.
$N^* = n^*/n_0$	Reduced equilibrium bulk density of particles in the presence of adsorption
$r = \sigma_M/\sigma_0$	Maximum density of adsorbed particles, σ_M , in units of surface density of adsorption sites, σ_0 .
$S = \sigma/\sigma_M$	Reduced surface density of particles.
$S^* = \sigma^*/\sigma_M$	Reduced equilibrium surface density of particles in the presence of adsorption.
$\sigma(t)$	Surface density of adsorbed particles [$1/\text{m}^2$].
σ^*	Equilibrium value of the surface density of adsorbed particles [$1/\text{m}^2$].
$\sigma_M = n_0 d/2$	Maximum density of adsorbable particles [$1/\text{m}^2$].
σ_0	Surface density of adsorbing sites [$1/\text{m}^2$].
τ	Desorption time [s].
$\tau_D = d^2/D$	Diffusion time [s].
$\tau_k = d/2k$	Intrinsic adsorption time [s].
τ_R	Effective relaxation time [s].
$T = t/\tau$	Dimensionless time.
$u = \tau/\tau_k$	Desorption time, τ , in units of intrinsic adsorption time, τ_k .

References

- Garrod, C. *Statistical Mechanics and Thermodynamics*; Oxford University Press: Oxford, UK, 1995.
- Lyklema, J. *Fundamentals of Interface and Colloid Surfaces*; Academic Press: London, UK, 1993.
- Atkins, P.W. *Physical Chemistry*; Oxford University Press: Oxford, UK, 1982.
- Evangelista, L.R.; Barbero, G. Statistical interpretation of the kinetic equation in the adsorption problem. *Eur. Phys. J. E* **2004**, *15*, 3–8.
- Umoren, S.A.; Etim, U.J.; Israel, A.U. Adsorption of methylene blue from industrial effluent using poly (vinyl alcohol). *J. Mater. Environ. Sci.* **2013**, *4*, 75–86.
- Chen, S.; Zhou, M.; Wang, H.-F.; Wang, T.; Wang, X.-S.; Hou, H.-B.; Song, B.-Y. Adsorption of Reactive Brilliant Red X-3B in Aqueous Solutions on Clay-Biochar Composites from Bagasse and Natural Attapulgite. *Water* **2018**, *10*, 703–716.
- Darwish, A.A.A.; Rashada, M.; L-Aoh, H.A.A. Methyl orange adsorption comparison on nanoparticles: Isotherm, kinetics, and thermodynamic studies. *Dyes Pigm.* **2019**, *160*, 563–571.
- Shahin, S.A.; Mossad, M.; Fouad, M. Evaluation of copper removal efficiency using water treatment sludge. *Water Sci. Eng.* **2019**, *12*, 37–44.
- Mossad, M.; Zou, L. Evaluation of the salt removal efficiency of capacitive deionisation: Kinetics, isotherms and thermodynamics. *Chem. Eng. J.* **2013**, *223*, 704–713.
- Wimalasiri, Y.; Mossad, M.; Zou, L. Thermodynamics and kinetics of adsorption of ammonium ions by graphene laminate electrodes in capacitive deionization. *Desalination* **2015**, *357*, 178–188.
- Yang, W.; Han, H.; Zhou, M.; Yang, J. Simultaneous electricity generation and tetracycline removal in continuous flow electrosorption driven by microbial fuel cells. *RSC Adv.* **2015**, *5*, 49513–49520.
- Zhang, S.; Zhang, Q.; Wang, H.; Ni, Y.; Zhu, Z. Adsorption behaviors study on doped Li_4SiO_4 under a humidified atmosphere with low CO_2 concentration. *Int. J. Hydrogen Energy* **2014**, *39*, 17913–17920.
- Wang, T.; Liang, H.; Bai, L.; Zhu, X.; Gan, Z.; Xing, J.; Li, G.; Aminabhavi, T.M. Adsorption behavior of powdered activated carbon to control capacitive deionization fouling of organic matter. *Chem. Eng. J.* **2020**, *384*, 123277.
- Zhang, H.; Wang, Q.; Zhang, J.; Chen, G.; Wang, Z.; Wu, Z. Development of novel ZnZr-COOH/CNT composite electrode for selectively removing phosphate by capacitive deionization. *Chem. Eng. J.* **2022**, *439*, 135527.
- Wang, K.; Zhao, Y.; Clough, P.T.; Zhao, P.; Anthony, E.J. Structural and kinetic analysis of CO_2 sorption on NaNO_2 -promoted MgO at moderate temperatures. *Chem. Eng. J.* **2019**, *372*, 886–895.
- Cui, H.; Zhang, Q.; Hu, Y.; Peng, C.; Fang, X.; Cheng, Z.; Galvita, V.V.; Zhou, Z. Ultrafast and Stable CO_2 Capture Using Alkali Metal Salt-Promoted MgO-CaCO₃ Sorbents. *ACS Appl. Mater. Interfaces* **2018**, *10*, 20611–20620.
- Barbero, G.; Evangelista, L.R. *Adsorption Phenomena and Anchoring Energy in Nematic Liquid Crystals*; CRC Press: Boca Raton, FL, USA, 2006.
- Barbero, G.; Evangelista, L.R.; Lelidis, I. Effective adsorption energy and generalization of the Frumkin-Fowler-Guggenheim isotherm. *J. Mol. Liq.* **2021**, *327*, 114795.
- Zola, R.S.; Lenzi, E.K.; Evangelista, L.R.; Barbero, G. Memory effect in the adsorption phenomena of neutral particles. *Phys. Rev. E* **2007**, *75*, 042601.
- Adamson, A.W.; Gast, A.P. *Physical Chemistry of Surfaces*; Wiley: New York, NY, USA, 1997.
- Cosgrove, T.; Prestidge, C.A.; Vincent, B. Chemisorption of linear and cyclic polymethylsiloxanes on alumina studied by Fourier-transform infrared spectroscopy. *J. Chem. Soc. Faraday Trans.* **1990**, *86*, 1377–1382.

22. Patrylak, K.I.; Taranooka, O.M. On the Phenomenon of Oscillations by Adsorption. *Zeolites* **1997**, *18*, 7–9.
23. Masel, R.I. *Principles of Adsorption and Reaction on Solid Surfaces*; Wiley: New York, NY, USA, 1996.
24. Minko, S.; Voronov, A.; Pefferkorn, E. Oscillation Phenomenon at Polymer Adsorption. *Langmuir* **2000**, *16*, 7876–7678.
25. Jaksic, O.M.; Jaksic, K.; Rasljic, M.B.; Kolar-Anic, L.Z. On Oscillations and Noise in Multicomponent Adsorption: The Nature of Multiple Stationary States. *Adv. Math. Phys.* **2019**, *2019*, 7687643.
26. Ikezoe, Y.I.; Yui, S.I.H.; Fujinami, M.; Sawada, T. Chemical Oscillation with Periodic Adsorption and Desorption of Surfactant Ions at a Water/Nitrobenzene Interface. *Anal. Sci.* **2004**, *20*, 1509–1514.
27. Vanegas, M.J.; Fregoso-Israel, E.; Escamilla, P.; Pfeiffer, H. Kinetic and Reaction Mechanism of CO₂ Sorption on Li₄SiO₄: Study of the Particle Size Effect. *Ind. Eng. Chem. Res.* **2007**, *46*, 2407–2412.