

Harlenderova, A; Harris, Jw; Harton, A; Hasenbichler, Ja; Hassan, H; Hatzifotiadou, D; Hauer, P; Havener, Lb; Heckel, St; Hellbar, E; Helstrup, H; Herman, T; Corral, Gh; Herrmann, F; Hetland, Kf; Hillemanns, H; Hills, C; Hippolyte, B; Hofman, B; Hohlweger, B; Honermann, J; Hong, Gh; Horak, D; Hornung, S; Horzyk, A; Hosokawa, R; Hou, Y; Hristov, P; Hughes, C; Huhn, P; Huhta, Lm; Hulse, Cv; Humanic, Tj; Hushnud, H; Husova, La; Hutson, A; Iddon, Jp; Ilkaev, R; Ilyas, H; Inaba, M; Innocenti, Gm; Ippolitov, M; Isakov, A; Isidori, T; Islam, Ms; Ivanov, M; Ivanov, V; Izucheev, V; Jablonski, M; Jacak, B; Jacazio, N; Jacobs, Pm; Jadlovska, S; Jadlovsky, J; Jaelani, S; Jahnke, C; Jakubowska, Mj; Jalotra, A; Janik, Ma; Janson, T; Jercic, M; Jevons, O; Jimenez, Aap; Jonas, F; Jones, Pg; Jowett, Jm; Jung, J; Jung, M; Junique, A; Jusko, A; Kabus, Mj; Kaewjai, J; Kalinak, P; Kalteyer, As; Kalweit, A; Kaplin, V; Uysal, Ak; Karatovic, D; Karavichev, O; Karavicheva, T; Karczmarczyk, P; Karpechev, E; Kashyap, V; Kazantsev, A; Kebschull, U; Keidel, R; Keijdener, Dld; Keil, M; Ketzer, B; Khan, Am; Khan, S; Khanzadeev, A; Kharlov, Y; Khatun, A; Khuntia, A; Kileng, B; Kim, B; Kim, C; Kim, Dj; Kim, Ej; Kim, J; Kim, Js; Kim, J; Kim, J; Kim, M; Kim, S; Kim, T; Kirsch, S; Kisel, I; Kiselev, S; Kisiel, A; Kitowski, Jp; Klay, Jj; Klein, J; Klein, S; Klein-Bosing, C; Kleiner, M; Klemenz, T; Kluge, A; Knospe, Ag; Kobdaj, C; Kollegger, T; Kondratyev, A; Kondratyeva, N; Kondratyuk, E; Konig, J; Konigstorfer, Sa; Konopka, Pj; Kornakov, G; Koryciak, Sd; Kotliarov, A; Kovalenko, O; Kovalenko, V; Kowalski, M; Kralik, I; Kreis, L; Krivda, M; Krizek, F; Gajdosova, Kk; Kroesen, M; Kruger, M; Krupova, Dm; Kryshen, E; Krzewicki, M; Kuhn, C; Kuijer, Pg; Kumaoka, T; Kumar, D; Kumar, L; Kumar, N; Kundu, S; Kurashvili, P; Kurepin, A; Kurepin, Ab; Kuryakin, A; Kushpil, S; Kvapil, J; Kweon, Mj; Kwon, Jy; Kwon, Y; La Pointe, Sl; La Rocca, P; Lai, Ys; Lakrathok, A; Lamanna, M; Langoy, R; Larionov, P; Laudi, E; Lautner, L; Lavicka, R; Lazareva, T; Lea, R; Lehrbach, J; Lemmon, Rc; Monzon, Il; Lesch, Mm; Lesser, Ed; Lettrich, M; Levai, P; Li, X; Li, Xi; Lien, J; Lietava, R; Lim, B; Lim, Sh; Lindenstruth, V; Lindner, A; Lippmann, C; Liu, A; Liu, Dh; Liu, J; Lofnes, Im; Loginov, V; Loizides, C; Loncar, P; Lopez, Ja; Lopez, X; Torres, El; Luhder, Jr; Lunardon, M; Luparello, G; Ma, Yg; Maevskaya, A; Mager, M; Mahmoud, T; Maire, A; Malaev, M; Malik, Nm; Malik, Qw; Malik, Sk; Malinina, L; Mal'Kevich, D; Mallick, D; Mallick, N; Mandaglio, G; Manko, V; Manso, F; Manzari, V; Mao, Y; Margagliotti, Gv; Margotti, A; Marin, A; Markert, C; Marquard, M; Martin, Na; Martinengo, P; Martinez, Jj; Martinez, Mi; Garcia, Gm; Masciocchi, S; Maser, M; Masoni, A; Massacrier, L; Mastroserio, A; Mathis, Am; Matonoha, O; Matuoka, Pft; Matyja, A; Mayer, C; Mazuecos, Al; Mazzaschi, F; Mazzilli, M; Mdhluli, Je; Mechler, Af; Melikyan, Y; Menchaca-Rocha, A; Meninno, E; Menon, As; Meres, M; Mhlanga, S; Miake, Y; Micheletti, L; Migliorin, Lc; Mihaylov, Dl; Mikhaylov, K; Mishra, An; Modak, A; Mohanty, Ap; Mohanty, B; Khan, Mm; Molander, Ma; Moravcova, Z; Mordasini, C; Degodoy, Dam; Morozov, I; Morsch, A; Mrnjavac, T; Muccifora, V; Mudnic, E; Muhlheim, D; Muhuri, S; Mulligan, Jd; Mulliri, A; Munhoz, Mg; Munzer, Rh; Murakami, H; Murray, S; Musa, L; Musinsky, J; Myrcha, Jw; Naik, B; Nair, R; Nandi, Bk; Nania, R; Nappi, E; Nassirpour, Af; Nath, A; Natrass, C; Neagu, A; Negru, A; Nellen, L; Nesbo, Sv; Neskovic, G; Nesterov, D; Nielsen, Bs; Nielsen, Eg; Nikolaev, S; Nikulin, S; Nikulin, V; Noferini, F; Noh, S; Nomokonov, P; Norman, J; Novitzky, N; Nowakowski, P; Nyanin, A; Nystrand, J; Ogino, M; Ohlson, A; Okorokov, Va; Oleniacz, J; Da Silva, Aco; Oliver, Mh; Onnerstad, A; Oppedisano, C; Velasquez, Ao; Osako, T; Oskarsson, A; Otwinowski, J; Oya, M; Oyama, K; Pachmayer, Y; Padhan, S; Pagano, D; Palasciano, A; Panebianco, S; Park, J; Parkkila, Je; Pathak, Sp; Patra, Rn; Paul, B; Pei, H; Peitzmann, T; Peng, X; Pereira, Lg; Da Costa, Hp; Peresunko, D; Perez, Gm; Perrin, S; Pestov, Y; Petrov, V; Petrovici, M; Pezzi, Rp; Piano, S; Pikna, M; Pillot, P; Pinazza, O; Pinsky, L; Pinto, C; Pisano, S; Planinic, M; Pliquet, F; Poghosyan, Mg; Polichtchouk, B; Politano, S; Poljak, N; Pop, A; Porteboeuf-Houssais, S; Porter, J; Pozdniakov, V; Prasad, Sk; Preghenella, R; Prino, F; Pruneau, Ca; Pshenichnov, I; Puccio, M; Qiu, S; Quaglia, L; Quishpe, Re; Ragoni, S; Rakotozafindrabe, A; Ramello, L; Rami, F; Ramirez, Sar; Rancien, Ta; Raniwala, P; Raniwala, S; Rasanen, Ss; Rath, R; Ravasenga, I; Read, Kf; Redelbach, Ar; Redlich, K; Rehman, A; Reichelt, P; Reidt, F; Reme-ness, Ha; Rescakova, Z; Reygers, K; Riabov, A; Riabov, V; Richert, T; Richter, M; Riegler, W; Riggi, F; Ristea, C; Cahuantzi, Mr; Roed, K; Rogalev, R; Rogochaya, A; Rogoschinski, Ts; Rohr, D; Rohrich, D; Rojas, Pf; Torres, Sr; Rokita, Ps; Ronchetti, F; Rosano, A; Rosas, Ed; Rossi, A; Roy, A; Roy, P; Roy, S; Rubini, N; Rueda, Ov; Ruggiano, D; Rui, R; Rummyantsev, B; Russek, Pg; Russo, R; Rustamov, A; Ryabinkin, E; Ryabov, Y; Rybicki, A; Rytkonen, H; Rzesza, W; Saarimaki, Oam; Sadek, R; Sadovsky, S; Saetre, J; Saha, Sk; Saha, S; Sahoo, B; Sahoo, P; Sahoo, R; Sahoo, S; Sahu, D; Sahu, Pk; Saini, J; Sakai, S; Salvan, Mp; Sambyal, S; Saramela, Tb; Sarkar, D; Sarkar, N; Sarma, P; Sarti, Vm; Sas, Mhp; Schambach, J; Scheid, Hs; Schiaua, C; Schicker, R; Schmah, A; Schmidt, C; Schmidt, Hr; Schmidt, Mo; Schmidt, M; Schmidt, Nv; Schmier, Ar; Schotter, R; Schukraft, J; Schwarz, K; Schweda, K; Scioli, G; Scomparin, E; Seger, Je; Sekiguchi, Y; Sekihata, D; Selyuzhenkov, I; Senyukov, S; Seo, Jj; Serebryakov, D; Sevcenco, A; Shaba, Tj; Shabanov, A; Shabetai, A; Shahoyan, R; Shaikh, W; Shangaraev, A; Sharma, A; Sharma, H; Sharma, M; Sharma, N; Sharma, S; Sharma, U; Shatat, A; Sheibani, O; Shigaki, K; Shimomura, M; Shirinkin, S; Shou, Q; Sibiriak, Y; Siddhanta, S; Siemiarczuk, T; Silva, Tf; Silvermyr, D; Simantathammakul, T; Simonetti, G; Singh, B; Singh, R; Singh, R; Singh, R; Singh, Vk; Singhal, V; Sinha, T; Sitar, B; Sitta, M; Skaali, Tb; Skorodumovs, G; Slupecki, M; Smirnov, N; Snellings, Rjm; Soncco, C; Song, J; Songmoolnak, A; Soramel, F; Sorensen, S; Sputowska, I; Stachel, J; Stan, I; Steffanic, Pj; Stiefelmaier, Sf; Stocco, D; Storehaug, I; Storetvedt, Mm; Stratmann, P; Strazzi, S; Stylianidis, Cp; Suaide, Aap; Suire, C; Sukhanov, M; Suljic, M; Sultanov, R; Sumberia, V; Sumowidagdo, S; Swain, S; Szabo, A; Szarka, I; Tabassam, U; Taghavi, Sf; Tailleped, G; Takahashi, J; Tambave, Gj; Tang, S; Tang, Z; Takaki, Jdt; Tapus, N; Tarzila, Mg; Tauro, A; Munoz, Gt; Telesca, A; Terlizzi, L; Terrevoli, C; Tersimonov, G; Thakur, D; Thakur, S; Thomas, D; Tieulent, R; Tikhonov, A; Timmins, Ar; Tkacik, M; Toia, A; Topilskaya, N; Toppi, M; Torales-Acosta, F; Tork, T; Ramos, Agt; Trifiro, A; Triolo, As; Tripathy, S; Tripathy, T; Trogolo, S; Trubnikov, V; Trzaska, Wh; Trzcinski, Tp; Tumkin, A; Turrisi, R; Tveter, Ts; Ullaland, K; Uras, A; Urioni, M; Usai, Gl; Vala, M; Valle, N; Vallero, S; van Doremalen, Lvr; van Leeuwen, M; Vande Vyvre, P; Varga, D; Varga, Z; Varga-Kofarago, M; Vasileiou, M; Vasiliev, A;

Doce, Ov; Vechernin, V; Velure, A; Vercellin, E; Limon, Sv; Vermunt, L; Vertesi, R; Verweij, M; Vickovic, L; Vilakazi, Z; Baillie, Ov; VINO, G; Vinogradov, A; Virgili, T; Vislavicius, V; Vodopyanov, A; Volkel, B; Volkl, Ma; Voloshin, K; Voloshin, Sa; Volpe, G; von Haller, B; Vorobyev, I; Vozniuk, N; Vrlakova, J; Wagner, B; Wang, C; Wang, D; Weber, M; Weelden, Rjgv; Wegrzynek, A; Wenzel, Sc; Wessels, Jp; Weyhmiller, Sl; Wiechula, J; Wikne, J; Wilk, G; Wilkinson, J; Willems, Ga; Windelband, B; Winn, M; Witt, We; Wright, Jr; Wu, W; Wu, Y; Xu, R; Yadav, Ak; Yalcin, S; Yamaguchi, Y; Yamakawa, K; Yang, S; Yano, S; Yin, Z; Yoo, Ik; Yoon, Jh; Yuan, S; Yuncu, A; Zaccolo, V; Zampolli, C; Zanolli, Hjc; Zandone, F; Zardoshti, N; Zarochentsev, A; Zavada, P; Zaviyalov, N; Zhalov, M; Zhang, B; Zhang, S; Zhang, X; Zhang, Y; Zherebchevskii, V; Zhi, Y; Zhigareva, N; Zhou, D; Zhou, Y; Zhu, J; Zhu, Y; Zinovjev, G; Zurlo, N. - In: JOURNAL OF HIGH ENERGY PHYSICS. - ISSN 1029-8479. - ELETTRONICO. - 2022:6(2022). [10.1007/JHEP06(2022)015]

Forward rapidity J/ψ production as a function of charged-particle multiplicity in pp collisions at $\sqrt{s} = 5.02$ and 13 TeV

**ALICE****The ALICE collaboration***E-mail:* ALICE-publications@cern.ch

ABSTRACT: The production of J/ψ is measured as a function of charged-particle multiplicity at forward rapidity in proton-proton (pp) collisions at center-of-mass energies $\sqrt{s} = 5.02$ and 13 TeV. The J/ψ mesons are reconstructed via their decay into dimuons in the rapidity interval ($2.5 < y < 4.0$), whereas the charged-particle multiplicity density ($dN_{\text{ch}}/d\eta$) is measured at midrapidity ($|\eta| < 1$). The production rate as a function of multiplicity is reported as the ratio of the yield in a given multiplicity interval to the multiplicity-integrated one. This observable shows a linear increase with charged-particle multiplicity normalized to the corresponding average value for inelastic events ($dN_{\text{ch}}/d\eta / \langle dN_{\text{ch}}/d\eta \rangle$), at both the colliding energies. Measurements are compared with available ALICE results at midrapidity and theoretical model calculations. First measurement of the mean transverse momentum ($\langle p_T \rangle$) of J/ψ in pp collisions exhibits an increasing trend as a function of $dN_{\text{ch}}/d\eta / \langle dN_{\text{ch}}/d\eta \rangle$ showing a saturation towards high charged-particle multiplicities.

KEYWORDS: Hadron-Hadron ScatteringARXIV EPRINT: [2112.09433](https://arxiv.org/abs/2112.09433)

Contents

1	Introduction	1
2	Experimental apparatus and data sample	2
3	Data analysis	3
3.1	Charged-particle multiplicity density	3
3.2	J/ψ reconstruction and signal extraction	4
3.3	Relative J/ψ yield measurement	6
3.4	Average transverse momentum, $\langle p_T^{J/\psi} \rangle$ measurement	8
3.5	Evaluation of systematic uncertainties	10
4	Results and discussion	13
5	Comparison with models	15
6	Summary	18
	The ALICE collaboration	25

1 Introduction

The study of charmonia, bound states of a charm and anti-charm quark ($c\bar{c}$), production in hadronic collisions represents a stringent test for theory of the strong interaction, quantum chromodynamics (QCD). While the production of heavy quark-antiquark pair can be calculated within pQCD, their evolution into a bound colorless $q\bar{q}$ pair is a non-perturbative process. Different theoretical approaches exist, which mainly differ in the treatment of the (non-perturbative) bound state formation [1–4]. Inclusive differential studies of J/ψ production as a function of transverse momentum (p_T) and rapidity (y) have been performed at the LHC in pp collisions at center-of-mass energies ranging from $\sqrt{s} = 2.76$ TeV up to 13 TeV [5–10]. The measurements are described by the sum of non-relativistic quantum chromodynamics (NRQCD) calculations for the prompt component, and fixed-order next-to-leading logarithm calculations for the contribution arising from beauty-hadron decays (referred as “non-prompt”) [10]. Charmonium polarization measurements add additional constraints to models [11–14]. While the polarization of prompt J/ψ measured by LHCb in the low- p_T region is described by the NRQCD models, the predicted transverse polarization at high- p_T is not observed in any of the LHC experiments [14].

At the LHC energies, several parton interactions may occur in a single pp collision. Multi-parton interactions (MPI) influence the production of light quarks and gluons, affecting the total event multiplicity [15–17]. If the MPI also affect heavy-flavour production, this

could introduce a dependence on the charged-particle multiplicity. A faster-than-linear correlation has been observed between the production of charged particles and that of prompt D mesons, as well as that of inclusive, prompt, and non-prompt J/ψ in pp collisions at $\sqrt{s} = 7$ TeV [18], suggesting that the heavy-flavour quark production mechanism is at the origin of this trend, while hadronization does not have a dominant effect. Recent results on inclusive J/ψ (at midrapidity) in pp collisions at $\sqrt{s} = 13$ TeV [19] confirm the observed correlation and extend the measurement multiplicity reach. In addition, measurements of the associated production of charmonia, bottomonia and/or open-charm hadrons in pp collisions at $\sqrt{s} = 7$ and 8 TeV indicate that double-parton scatterings have a significant contribution to their production [20, 21].

The structures seen in two-particle angular correlations in high-multiplicity pp and p-Pb collisions at the LHC are similar to those in Pb-Pb data [22–26]. These structures in Pb-Pb collisions are interpreted as signatures of the collective motion of particles in the quark-gluon plasma. In the heavy-flavour sector, the correlation of J/ψ and charged particles in p-Pb collisions also shows similar features to those observed with charged hadrons [27, 28]. The comparison with Pb-Pb measurements [29–31] suggests that there is a similar effect responsible for azimuthal asymmetries in both collision systems. The results at $\sqrt{s} = 13$ TeV extend the charged-particle multiplicity reach up to about seven times minimum bias multiplicity, corresponding to about 50 charged particles per unit of rapidity, values similar to those of p-Pb collisions (about 40 [32]) where collective-like effects have been observed.

In this publication, the measurement of the inclusive yield and the first moment of the J/ψ p_T distribution as a function of the charged-particle multiplicity in pp collisions at $\sqrt{s} = 5.02$ and 13 TeV is presented. J/ψ mesons are reconstructed via their dimuon decay channel at forward rapidity ($2.5 < y < 4$),¹ whereas the charged-particle multiplicity is measured at midrapidity ($|\eta| < 1$). These measurements complement those performed for J/ψ at forward rapidities in pp collisions at $\sqrt{s} = 7$ TeV [33].

2 Experimental apparatus and data sample

The ALICE apparatus is described in detail in refs. [34, 35]. The detectors employed in this measurement, namely V0, Silicon Pixel Detector (SPD), and Muon Spectrometer (MS), are described below.

The V0 detector consists of two scintillator hodoscopes located on each side of the interaction point ($2.8 < \eta < 5.1$ and $-3.7 < \eta < -1.7$) [36]. It provides a minimum bias (MB) trigger which requires a signal in both hodoscopes. The charged-particle multiplicity at midrapidity is measured using the SPD [37]. The SPD consists of two layers of silicon pixel detectors covering pseudorapidity ranges $|\eta| < 2$ and $|\eta| < 1.4$, respectively. It is used to reconstruct the primary vertex as well as tracklets, short two-point track segments covering the pseudorapidity region $|\eta| < 1.4$. Tracklets are required to point to the primary interaction vertex within ± 1 cm in the transverse plane and ± 3 cm in the beam (z) direction.

¹In the ALICE reference frame the muon spectrometer covers a negative pseudorapidity range. However, we use positive y to represent symmetric collision systems (pp) considered in the present analysis.

The muons originating from J/ψ decays are detected at forward rapidity ($2.5 < y < 4.0$) in the MS. The MS is composed of five tracking stations with two planes of Cathode Pad Chambers for the first two stations and two planes of Cathode Strip Chambers for the rest. The third station is placed inside a dipole magnet with a field integral of 3 T m. Two trigger stations, each with two planes of Resistive Plate Chambers, are positioned downstream of the tracking system and provide a single muon as well as a dimuon trigger. A 4.1 m long front absorber of 10 interaction lengths (λ_{int}) is placed between the interaction point and the first tracking station to stop the high hadron flux. Hadrons which escape this front absorber are further filtered out by a second absorber, a 1.2 m long ($7.2 \lambda_{\text{int}}$) thick iron wall, placed between the tracking and the triggering system, which also removes low-momentum muons originating from pion and kaon decays. A conical absorber shields the muon spectrometer against the secondary particles produced by the interaction of primary particles in the beam pipe throughout the entire length of the MS.

The reported results are based on data collected in pp collisions at $\sqrt{s} = 5.02$ and 13 TeV by ALICE during 2015 and 2016, respectively. The J/ψ production is measured using dimuon triggered events. A dimuon trigger is obtained as the coincidence of a MB trigger and at least one pair of track segments reconstructed in the muon trigger system with low p_T threshold of 0.5 GeV/ c . The analysis presented in this publication utilizes ~ 1.2 million and ~ 121.1 million dimuon trigger events for pp collisions at $\sqrt{s} = 5.02$ and 13 TeV, respectively. This corresponds to an integrated luminosity of $\approx 109.1 \text{ nb}^{-1}$ ($\approx 4.9 \text{ pb}^{-1}$) in pp collisions at $\sqrt{s} = 5.02$ (13) TeV. Events containing more than one distinct vertex were tagged as pileup and discarded from the analysis. The maximum probability of the pileup was about 5×10^{-3} for the data collected at $\sqrt{s} = 13$ TeV, while at $\sqrt{s} = 5.02$ TeV the pileup was below 2.5% [10].

3 Data analysis

J/ψ yield as well as $dN_{\text{ch}}/d\eta$ are measured for INEL > 0 events, which are defined as inelastic collisions for which at least one charged-particle track is recorded within $|\eta| < 1.0$. Beam-induced background events are removed by using the time information from the V0 detectors and the correlation between the number of clusters and track segments reconstructed in the SPD. Pileup events, i.e. events with multiple collision vertices are removed as follows: using the V0 time information to select events within a bunch crossing time window (out-of-bunch pileup); using a vertex finding algorithm based on the SPD [38] to remove events with multiple vertices (in-bunch pileup). The impact of a possible residual contamination from in-bunch pile-up was estimated by dividing the data sample in two groups, according to the average pileup probability per bunch crossing below/above 0.6%. A negligible effect was observed on the final results by analysing the sub-sample below 0.6% average probability per bunch crossing.

3.1 Charged-particle multiplicity density

The charged-particle multiplicity per unit of pseudorapidity ($dN_{\text{ch}}/d\eta$) is estimated using information from the SPD. A pair of hits in the two SPD layers that are pointing towards

the interaction vertex are chosen to form tracklets (track segments). The $dN_{\text{ch}}/d\eta$ is proportional to the measured number of tracklets (N_{trk}). Primary charged particles, defined as all particles produced in the collision (including products of strong and electromagnetic decays) except those from the weak decay of strange hadrons [39], are considered for the analysis.

In order to minimize non-uniformities in the SPD acceptance, only events with a z -vertex position within $|z_{\text{vtx}}^{\text{SPD}}| < 10$ cm are considered, and the tracklet multiplicity is measured within $|\eta| < 1$.

In addition, the variation of the SPD efficiency and its number of inactive channels throughout the data taking period, causes the measured N_{trk} to vary with $z_{\text{vtx}}^{\text{SPD}}$. About 4 to 15% dead channels were registered for the analyzed data sets. In order to correct for these detector effects, a data-driven correction is applied to equalize N_{trk} variation as a function of $z_{\text{vtx}}^{\text{SPD}}$ and time on an event-by-event basis [18, 33]. The N_{trk} for each event reconstructed for a given z -vertex position is corrected by the average fraction of missing tracklets at the interaction z -vertex with respect to a reference multiplicity. The maximum of the average SPD tracklet multiplicity as a function of $z_{\text{vtx}}^{\text{SPD}}$ position was chosen as the reference value or $\langle N_{\text{trk}}^{\text{corr}} \rangle(z_{\text{vtx}}^{\text{SPD}})$ profile, similarly as done in previous analyses [18, 33]. However, minimum reference multiplicity has also been tested and the result was found to be consistent with the maximum one. The correction factors are smeared randomly using a Poisson (or Binomial depending on the reference value) distribution [33, 40].

Monte Carlo (MC) simulations based on PYTHIA6 [41, 42], PYTHIA8 [43] and EPOS-LHC [44] event generators and GEANT3 [45] transport code were used for evaluating the correlation between N_{ch} and $N_{\text{trk}}^{\text{corr}}$. Assuming a second order polynomial function (f) to describe the correlation between $N_{\text{trk}}^{\text{corr}}$ and N_{ch} , the average charged-particle multiplicity density in a given multiplicity interval i , is estimated as [46]

$$\frac{(dN_{\text{ch}}/d\eta)^i}{\langle dN_{\text{ch}}/d\eta \rangle} = \frac{f(\langle N_{\text{trk}}^{\text{corr}} \rangle^i)}{\Delta\eta \times \langle dN_{\text{ch}}/d\eta \rangle}. \quad (3.1)$$

where $\Delta\eta = 2$ is the pseudorapidity window in which charged particles are measured. Possible deviations from this assumption are evaluated by either assuming a linear correlation between $N_{\text{trk}}^{\text{corr}}$ and N_{ch} or using a Bayesian unfolding procedure [47, 48]. The values of N_{ch} obtained using these methods are consistent within systematic uncertainties. The $\langle dN_{\text{ch}}/d\eta \rangle$ is measured by ALICE in the same acceptance and is found to be 5.48 ± 0.05 (uncorr. syst.) ± 0.05 (corr. syst.) and 6.93 ± 0.07 (uncorr. syst.) ± 0.06 (corr. syst.) for pp collisions at $\sqrt{s} = 5.02$ TeV and 13 TeV, respectively [49]. A summary of $dN_{\text{ch}}/d\eta/\langle dN_{\text{ch}}/d\eta \rangle$ values for the INEL > 0 class is shown in table 1. Statistical uncertainties are negligible.

3.2 J/ ψ reconstruction and signal extraction

In order to provide muon identification, each candidate track reconstructed in the muon tracking chamber (MCH) of the MS is required to match with a corresponding track segment in the muon trigger (MTR). A selection on the pseudorapidity ($-4 < \eta < -2.5$) is applied on both J/ ψ daughter tracks to reject muons at the edges of the spectrometer

$\sqrt{s} = 5.02 \text{ TeV}$		$\sqrt{s} = 13 \text{ TeV}$	
$N_{\text{trk}}^{\text{corr}}$	$dN_{\text{ch}}/d\eta/\langle dN_{\text{ch}}/d\eta \rangle$	$N_{\text{trk}}^{\text{corr}}$	$dN_{\text{ch}}/d\eta/\langle dN_{\text{ch}}/d\eta \rangle$
1 – 7	0.44 ± 0.01	1 – 8	0.38 ± 0.01
8 – 12	1.11 ± 0.01	9 – 14	1.01 ± 0.01
13 – 18	1.70 ± 0.02	15 – 20	1.54 ± 0.02
19 – 29	2.51 ± 0.04	21 – 25	2.03 ± 0.03
30 – 48	3.80 ± 0.07	26 – 33	2.56 ± 0.04
49 – 100	5.71 ± 0.16	34 – 41	3.23 ± 0.05
		42 – 50	3.92 ± 0.07
		51 – 60	4.68 ± 0.09
		61 – 80	5.67 ± 0.12
		81 – 115	7.28 ± 0.19

Table 1. The corrected tracklet $N_{\text{trk}}^{\text{corr}}$ intervals and the corresponding relative charged-particle multiplicity densities $dN_{\text{ch}}/d\eta/\langle dN_{\text{ch}}/d\eta \rangle$ along with their systematic uncertainties are listed for pp collisions at $\sqrt{s} = 5.02$ and 13 TeV.

acceptance. In addition, a selection on the distance from the z axis of the track at the end of the absorber within 17.6 to 89.5 cm is applied. The selection removes tracks which cross the high density part of the absorber, since they are significantly affected by multiple Coulomb scattering, which results in poor mass resolution of the corresponding dimuon pair. A condition on the rapidity of the dimuon pair, $2.5 < y < 4$, is applied.

The J/ψ raw signal yield is obtained by fitting the opposite sign dimuon invariant mass distribution with a superposition of J/ψ and $\psi(2S)$ signals and a function to account for the background. The estimation of the J/ψ signal and background is carried out using several fit functions. The J/ψ signal is extracted using two functions, an extended Crystal Ball function, consisting of Gaussian core and asymmetric power-law tails, and a pseudo-Gaussian with mass-dependent asymmetric tails [50]. The J/ψ peak position and width are left free in the fit, while the tail parameters are fixed to the values obtained from MC simulations anchored to the data with injected J/ψ signals. Similarly, as a part of the checks related to the systematic uncertainty of the signal extraction, tail parameters from a previous analysis at $\sqrt{s} = 13$ TeV are also used [10]. The mass position and width of the $\psi(2S)$ are bound to the mass and width of J/ψ using the method described in ref. [10]. Similar approaches are considered for the signal extraction at $\sqrt{s} = 5.02$ and 13 TeV, except the different mass ranges and background functions. The invariant mass fit is performed within $[2, 5] \text{ GeV}/c^2$ at both energies, and this range was varied in order to compute the systematic uncertainty.

At $\sqrt{s} = 5.02$ TeV, the background is parameterized with either a Gaussian with a width that varies linearly with the mass, called Variable Width Gaussian function, or a ratio of a first-order to a second-order polynomial function. In the case of $\sqrt{s} = 13$ TeV,

the background functions are the Variable Width Gaussian function, and the product of a fourth order polynomial and an exponential function. Examples of J/ψ signal extraction in the lowest and highest multiplicity intervals at both the collision energies are shown in figure 1. Several tests are performed by taking different combinations of signal and background functions, invariant mass ranges as well as tail parameters. The raw yields of J/ψ and the corresponding statistical uncertainties are calculated by taking the mean of the values obtained in these tests. The square root of variance (RMS) of different tests is assigned as systematic uncertainty. The dimuon invariant-mass distribution is sliced in various $N_{\text{trk}}^{\text{corr}}$ intervals as discussed in section 3.1. The signal extraction in each multiplicity interval is performed in the same way as in the multiplicity-integrated case.

The J/ψ yield is extracted from the uncorrected invariant mass distribution and corrected for J/ψ acceptance and efficiency ($A \times \epsilon$) of the MS. The $A \times \epsilon$ factor is estimated based on MC simulations. A J/ψ (p_T, y) distribution corresponding to the data is used in the simulations. The generated (p_T, y) distributions are modified via an iterative process to reproduce the reconstructed ones. The MC simulation is performed enforcing J/ψ decays into two opposite-sign muons along with radiative photon emissions using EVTGEN [51] and PHOTOS [52]. The simulated decay muons are transported through the detector using GEANT3 [45].

3.3 Relative J/ψ yield measurement

The relative yield of J/ψ in a given multiplicity interval i is computed by normalizing to the corresponding multiplicity integrated value as

$$\frac{\langle dN^{J/\psi}/dy \rangle^i}{\langle dN^{J/\psi}/dy \rangle} = \frac{N^{J/\psi,i}}{N^{J/\psi}} \times \frac{N_{\text{eq}}^{\text{MB}}}{N_{\text{eq}}^{\text{MB},i}} \times \frac{(A \times \epsilon)^{J/\psi}}{(A \times \epsilon)^{J/\psi,i}} \times \frac{\epsilon^{\text{MB},i}}{\epsilon^{\text{MB}}} \times \frac{\epsilon^{J/\psi}}{\epsilon^{J/\psi,i}}, \quad (3.2)$$

where $N^{J/\psi}$ and $N_{\text{eq}}^{\text{MB}}$ are the number of J/ψ reconstructed candidates and the equivalent number of MB events. $N_{\text{eq}}^{\text{MB}}$ is obtained from the number of dimuon triggered events, $N_{\mu\mu}$, as $N_{\text{eq}}^{\text{MB}} = F_{\text{Norm}} \times N_{\mu\mu}$. The normalization factor F_{Norm} (see section 3.5) was estimated as in previous analyses [40, 46]. The $A \times \epsilon$ correction for $N^{J/\psi}$ is taken into account for the multiplicity integrated case, $(A \times \epsilon)^{J/\psi}$, as well as in multiplicity bins, $(A \times \epsilon)^{J/\psi,i}$. The $A \times \epsilon$ is observed to increase by around 4% from low to high multiplicity at both center-of-mass energies. This is because $A \times \epsilon$ (p_T, y) increases with p_T and that $\langle p_T \rangle$ increase with multiplicity.

The $1/\epsilon^{\text{MB}}$ and $1/\epsilon^{J/\psi}$ represent correction factors applied on the number of MB selected events and number of J/ψ candidates, respectively. These factors account for possible event and signal losses due to the event selections applied at the analysis level. Each of these corrections include contributions from the minimum bias trigger efficiency for INEL > 0 selection ($\epsilon_{\text{INEL}>0}^{\text{MB}}$), z -vertex range ($\epsilon_{\text{vtx,range}}^{\text{MB}}$), vertex quality selection ($\epsilon_{\text{vtx,QA}}^{\text{MB}}$), and pileup rejection (ϵ_{pu}). The correction factors for MB event selection and J/ψ are studied as a function of the event multiplicity. It is observed that the corresponding values are close to unity in all multiplicity event classes, except for the lowest multiplicity interval where the total factors become 0.89 and 0.92 at $\sqrt{s} = 5.02$ and 13 TeV, respectively (table 2). The correction to MB trigger event selection for the INEL > 0 class was estimated from

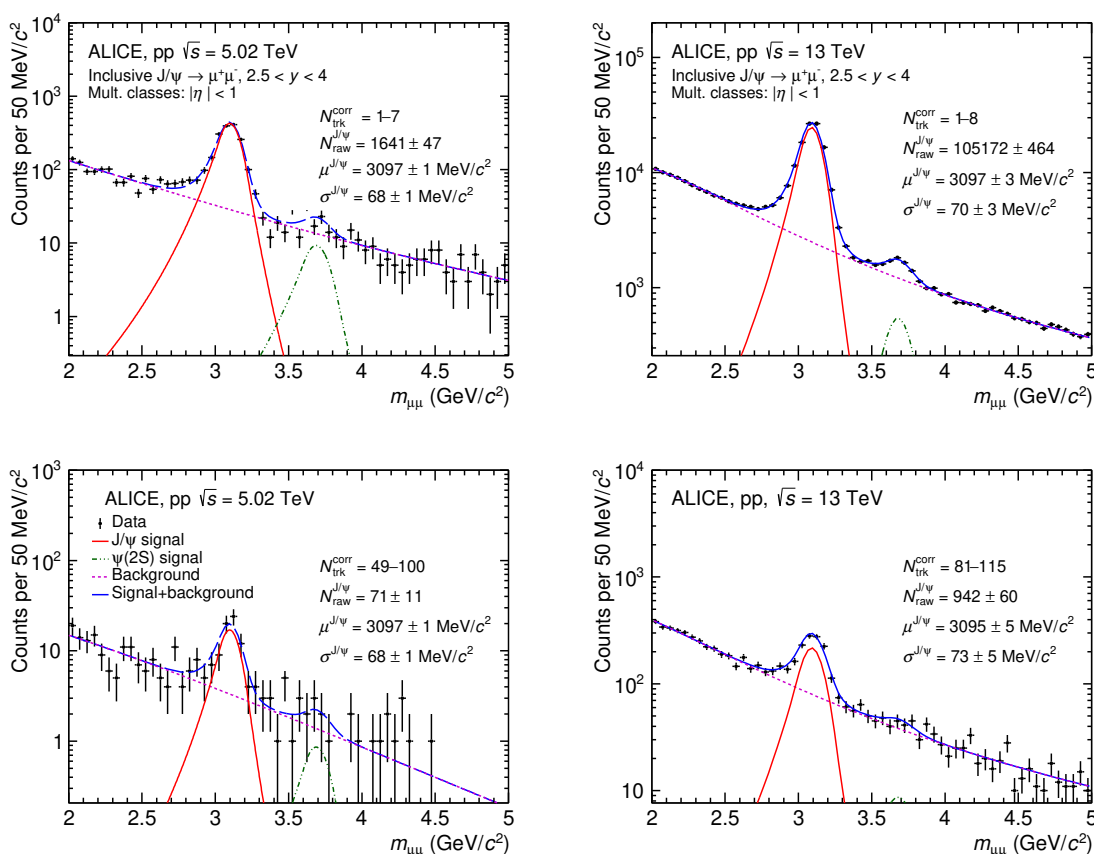


Figure 1. Dimuon invariant mass distribution in the lowest (top panels) and highest (bottom panels) $N_{\text{trk}}^{\text{corr}}$ intervals in pp collisions at $\sqrt{s} = 5.02$ (left) and $\sqrt{s} = 13$ TeV (right). Example fit functions are shown by lines for J/ψ , $\psi(2S)$ signal, background and the combination of signal with background. The data points with error bars are represented by scattered points.

MC by evaluating the fraction of $\text{INEL} > 0$ events that satisfy the MB trigger condition. The correction factors for measuring J/ψ (and MB events) that assure good vertex quality within the satisfied trigger condition were estimated from data by taking the ratio between the number of J/ψ (and MB triggered events) with and without vertex selection criteria. The effect of the vertex range ($|z_{\text{vtx}}^{\text{SPD}}| < 10$ cm) selection is the same for MB and J/ψ , hence this efficiency correction will cancel out in the ratio. The correction for the events that are rejected due to the pileup is evaluated from data by comparing $N_i^{\text{MB}} / \langle N^{\text{MB}} \rangle$ between the high and low pileup rate runs in each multiplicity interval with and without pileup selection criteria. A similar technique was applied for J/ψ as well, using dimuon events. In addition, the integrated number of MB events is used to normalize the J/ψ yield, which includes events with zero number of charged particles ($\text{INEL} = 0$ events). This contamination is taken into account by a correction factor ($1/\epsilon_{\text{INEL}=0}$) estimated through MC simulations. The values of all efficiency correction factors for the integrated case over multiplicity, as well as for the lowest multiplicity interval, are summarized in table 2.

Efficiency	$\sqrt{s} = 5.02 \text{ TeV}$	$\sqrt{s} = 13 \text{ TeV}$
$\epsilon_{\text{INEL}>0}^{\text{MB}}$	93%	94%
$\epsilon_{\text{INEL}>0}^{\text{MB}}$ (lowest interval)	89%	92%
$\epsilon_{\text{vtx,QA}}^{\text{MB}}$	96%	94%
$\epsilon_{\text{vtx,QA}}^{\text{J}/\psi}$	$99.0 \pm 0.2\%$	$97.2 \pm 0.3\%$
$\epsilon_{\text{INEL}=0}$	95%	98%

Table 2. The various efficiency factors which are applied to calculate the relative yield of J/ψ along with their statistical uncertainty. The values quoted without uncertainty have negligible statistical uncertainty.

3.4 Average transverse momentum, $\langle p_{\text{T}}^{\text{J}/\psi} \rangle$ measurement

The average transverse momentum of J/ψ ($\langle p_{\text{T}}^{\text{J}/\psi} \rangle$), is extracted by fitting the acceptance times efficiency corrected dimuon mean transverse momentum ($\langle p_{\text{T}}^{\mu^+ \mu^-} \rangle$) as a function of invariant mass of the dimuon ($m_{\mu^+ \mu^-}$). This method allows us to extract the $\langle p_{\text{T}}^{\text{J}/\psi} \rangle$ in multiplicity intervals with a low number of reconstructed J/ψ mesons. A two dimensional map of acceptance and efficiency, $A \times \epsilon(p_{\text{T}}, y)$ is produced using simulated events, as described in section 3.2, to correct the $\langle p_{\text{T}}^{\mu^+ \mu^-} \rangle$ distributions. The $A \times \epsilon$ corrected $\langle p_{\text{T}}^{\mu^+ \mu^-} \rangle$ distribution is studied as a function of the charged-particle multiplicity. A phenomenological function is used to extract the signal. It is based on weighting the $\langle p_{\text{T}} \rangle$ of J/ψ entering in the spectrum and the $\langle p_{\text{T}} \rangle$ of the background, by the ratio of the signal over signal plus background of each particle (J/ψ and $\psi(2S)$). Similar technique was previously used in refs. [40, 46].

During the $\langle p_{\text{T}}^{\text{J}/\psi} \rangle$ extraction procedure, the ratios of signal over the sum of signal and background of the two charmonium states are fixed to the value extracted from fitting the $A \times \epsilon$ corrected dimuon invariant-mass spectrum. Three sets of alternative background functions are used to measure the $\langle p_{\text{T}}^{\text{J}/\psi} \rangle$. The invariant mass ranges are the same as for J/ψ yield measurements. Fit examples of $\langle p_{\text{T}}^{\mu^+ \mu^-} \rangle$ distributions used to extract $\langle p_{\text{T}}^{\text{J}/\psi} \rangle$ are shown in figure 2 for the highest, lowest, and intermediate multiplicity intervals.

A second peak around the signal region, already observed in previous analyses [40], can be seen for the multiplicity integrated case, as shown in figure 3, which is due to the fact that the $\langle p_{\text{T}}^{\text{J}/\psi} \rangle$ is not constant with mass, rather it is a function of $m_{\mu^+ \mu^-}$. It is worth noticing that the dimuon invariant mass resolution depends on the precision in the measurement of the momentum of each muon and the angle between them. Several effects like scattering and energy-loss fluctuations in the muon absorber, and the precision of the tracking chambers may affect the precision of the measurements. These effects may induce a variation of the $\langle p_{\text{T}}^{\mu^+ \mu^-} \rangle$ as a function of the $m_{\mu^+ \mu^-}$. The variation of $\langle p_{\text{T}}^{\text{J}/\psi} \rangle$ with dimuon invariant mass was quantified through MC simulations using pure signal, in particular a closure test was performed and it is found to be successful when the “piece-wise” function

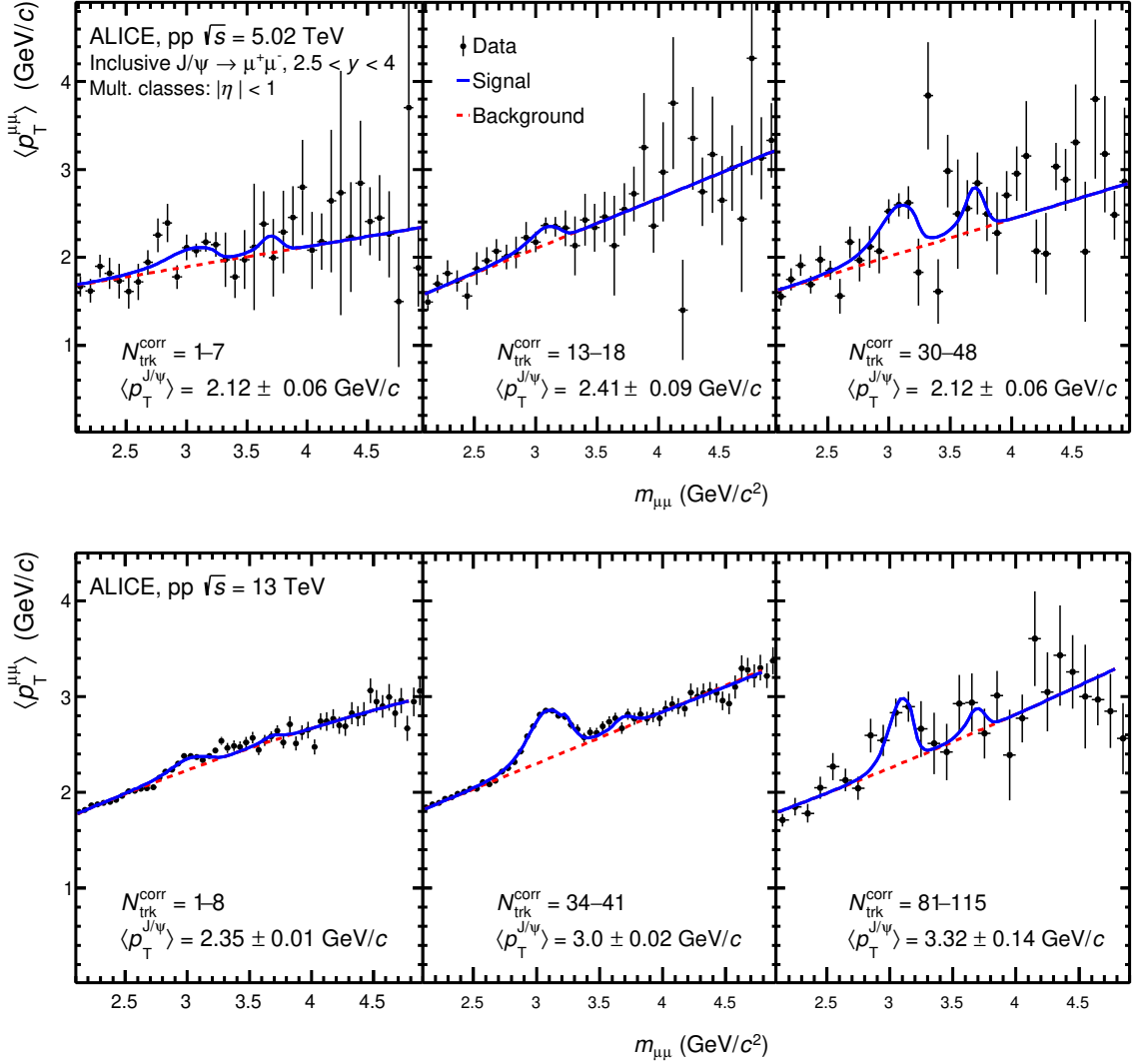


Figure 2. Example of $\langle p_T^{J/\psi} \rangle$ extraction in highest, intermediate and lowest $N_{\text{trk}}^{\text{corr}}$ bins in pp collisions at $\sqrt{s} = 5.02$ and 13 TeV. The scattered points represent the experimental data while various lines show the signal and background functions.

is used to parametrize this variation. This function is given by,

$$h(m_{\mu^+\mu^-}) = a_0 + \sum_{i=1}^5 a_i \cdot (m_{\mu^+\mu^-} - m_{J/\psi}), \quad (3.3)$$

where,

$$\langle p_T^{J/\psi} \rangle(m_{\mu^+\mu^-}) = \begin{cases} h(r_0) + a_6 \cdot (m_{\mu^+\mu^-} - r_0) & m_{\mu^+\mu^-} \leq r_0 \\ h(m_{\mu^+\mu^-}) & r_0 < m_{\mu^+\mu^-} < r_1 \\ h(r_1) + a_7 \cdot (m_{\mu^+\mu^-} - r_1) & m_{\mu^+\mu^-} \geq r_1. \end{cases} \quad (3.4)$$

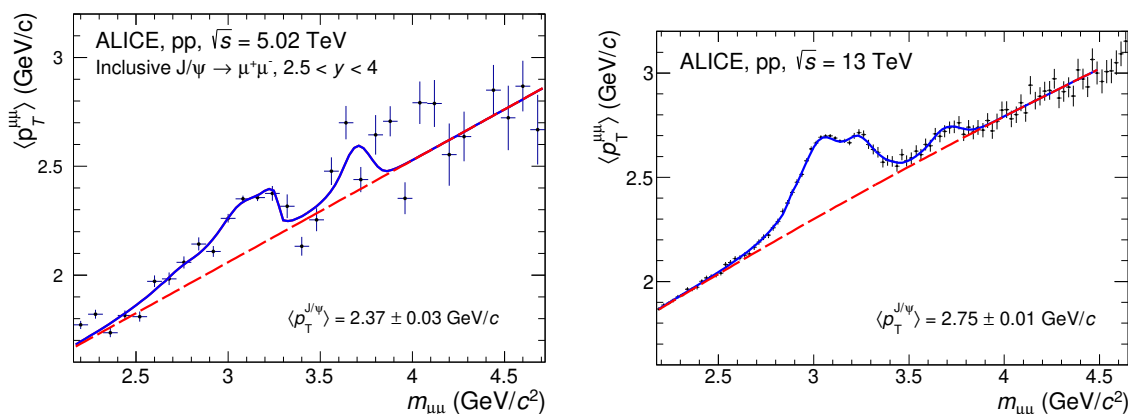


Figure 3. Example of $\langle p_T^{J/\psi} \rangle$ extraction in integrated multiplicity using the piece-wise function for pp collisions at $\sqrt{s} = 5.02$ and 13 TeV.

The fit function is evaluated at $m_{\mu^+\mu^-} = \bar{m}_{J/\psi}$, and a_0 gives $\langle p_T^{J/\psi} \rangle$. Some of the parameters of the fit function are fixed from MC simulation by considering the reconstructed $\langle p_T \rangle$ as a function of invariant mass. The piece-wise fitting function is able to recover the true $\langle p_T \rangle$ in a closure test performed using MC simulations. As shown in figure 3, this function reproduces well the variation of the dimuon $\langle p_T \rangle$ in the invariant mass boundary limit of the piece-wise function denoted by r_0 and r_1 . The fits are performed considering $r_0 = 2.8 \text{ GeV}/c^2$ and $r_1 = 3.2 \text{ GeV}/c^2$ ($r_0 = 2.9 \text{ GeV}/c^2$ and $r_1 = 3.4 \text{ GeV}/c^2$) at $\sqrt{s} = 5.02$ (13) TeV. The boundary limits are determined from MC simulations. The central value of $\langle p_T^{J/\psi} \rangle$ and its uncertainties are calculated similarly as for the J/ψ yield analysis. The values of $\langle p_T^{J/\psi} \rangle$ are measured to be 2.37 ± 0.03 (stat.) ± 0.01 (syst.) for multiplicity integrated events at $\sqrt{s} = 5.02$ TeV and 2.76 ± 0.01 (stat.) ± 0.01 (syst.) at $\sqrt{s} = 13$ TeV, which are consistent within uncertainties with previous ALICE measurements which use the traditional method of extracting $\langle p_T^{J/\psi} \rangle$ from p_T spectra [10].

3.5 Evaluation of systematic uncertainties

This section presents the summary of the assessment and implementation of the systematic uncertainties for the observables discussed in this analysis. The N_{ch} is calculated using different MC event generators as mentioned in section 3.1. The variations of $\langle N_{\text{ch}} \rangle$ from the various MC event generators are taken as a contribution to the systematic uncertainty on $\langle N_{\text{ch}} \rangle$. The dependence of $\langle N_{\text{ch}} \rangle$ on the reconstructed $z_{\text{vtx}}^{\text{SPD}}$ is considered to estimate another contribution to the systematic uncertainty. In particular, the correlation between N_{ch} and $N_{\text{trk}}^{\text{corr}}$ is studied in various $z_{\text{vtx}}^{\text{SPD}}$ intervals and the differences are taken as systematic uncertainty for $dN_{\text{ch}}/d\eta$. The variation of $\langle N_{\text{trk}}^{\text{corr}} \rangle$ as a function of $z_{\text{vtx}}^{\text{SPD}}$ for reconstructed MC events is not identical to that in data. Hence, the $\langle N_{\text{trk}}^{\text{corr}} \rangle(z_{\text{vtx}}^{\text{SPD}})$ profile from both data and MC are used for the correction of tracklets using a data driven method. The deviation across data and MC profiles acts as another source for estimating the systematic uncertainty on N_{ch} . All the mentioned sources are taken into account to evaluate N_{ch} . The average over all the combinations is considered as central value, and the root mean

square deviation from this value as the systematic uncertainty. The total uncertainty on N_{ch} ranges within 0.5%–2.4% and 0.3%–2.3% for $\sqrt{s} = 5.02$ and 13 TeV, respectively. The different contributions of systematic uncertainties on N_{ch} are presented in table 3. The MB trigger efficiency associated to the condition $\text{INEL} > 0$ enters in the estimate of $\langle N_{\text{ch}} \rangle$ in the lowest multiplicity interval and the systematic uncertainty assigned due to the correction is listed in table 3 for both collision energies. The systematic uncertainty of the integrated $dN_{\text{ch}}/d\eta$ is taken from ref. [49].

The systematic uncertainty due to signal extraction is determined by the RMS value of the $N_i^{J/\psi}/N_{\text{tot}}^{J/\psi}$ distribution, and represents the dominant source of uncertainty on the relative J/ψ yields, as shown in table 4. The relative ratios of multiplicity dependent J/ψ yields to the multiplicity integrated one are estimated by considering different fit mass ranges, tail parameters and background functions.

F_{Norm} is computed using different methods, for the integrated multiplicity as well as in the $N_{\text{trk}}^{\text{corr}}$ intervals [46]. In the first method, F_{Norm} is obtained as the ratio of the number of MB-triggered events to the number of MB-triggered events that also satisfy the dimuon trigger condition. The second method benefits from the probability of occurrence of the single-muon triggered events by looking at the product of the probability of finding dimuon events in the single-muon triggered events and the probability of coincidence of single-muon and MB-triggered events (two-step offline method). The third method is based on the information regarding the dimuon and online MB trigger counters. Alternatively, F_{Norm} is also obtained by re-scaling the two-step offline method with the ratio of $N_i^{\text{MB}}/N^{\text{MB}}$ to the $N_{\mu\mu}^i/N_{\mu\mu}$. Run-by-run variations of $F_{\text{Norm}}^i/F_{\text{Norm}}$ values computed for the mentioned methods produce a maximum variation of 1.5% assigned as systematic uncertainty at $\sqrt{s} = 5.02$ TeV, which is found to be independent of the multiplicity.

The influence of various efficiency correction factors on the relative yield of J/ψ are described in section 3.3. Different MC generators are used to evaluate the efficiency factors and the difference across MC generators is assumed as the systematic uncertainty. The corresponding systematic uncertainties for $\epsilon_{\text{INEL}>0}^{\text{MB}}$ and $\epsilon_{\text{vtx,QA}}^{\text{MB}}$ are 1% and 2%, respectively, for pp at $\sqrt{s} = 5.02$ TeV. However, the systematic uncertainty for the same correction factor in pp at $\sqrt{s} = 13$ TeV can be safely ignored as the difference in obtained values between PYTHIA8 and EPOS generators is negligible. The systematic uncertainties for $\epsilon_{\text{INEL}=0}$ and $\epsilon_{\text{INEL}>0}^{\text{MB}}$ in the lowest interval are 1% (1.5%) and 1.4% (0.6%) at $\sqrt{s} = 5.02$ (13) TeV, respectively. Table 4 shows the systematic uncertainty of each correction factor. The systematic uncertainty associated with ϵ_{pu} is estimated from MC and found to be negligible at both the collision energies. The discussed systematic uncertainties are considered uncorrelated.

In the $\langle p_{\text{T}}^{J/\psi} \rangle$ analysis, the systematic uncertainty related to the signal extraction is estimated by taking the influence of various background fit functions, tail parameters, and invariant mass ranges. The uncertainty values which are determined by these tests are listed in table 5. Another source of systematic uncertainty due to $A \times \epsilon$ is obtained by varying the input p_{T} and y shapes to the MC which is used to determine the $A \times \epsilon(p_{\text{T}}, y)$ map. Weight factors have been estimated using normalized p_{T} and y distributions from low, high and integrated multiplicity data samples. Data were divided in sub-samples according to their multiplicity. The systematic uncertainty is evaluated by considering the

Source	$\sqrt{s} = 5.02$ TeV	$\sqrt{s} = 13$ TeV
MC event generator	< 1.0%	< 1.0%
z_{vtx} dependence	0.2% – 2.2%	0.2% – 2.2%
z_{vtx} vs. $\langle N_{\text{trk}}^{\text{corr}} \rangle$ profile	< 1.0%	0.0 – 1.5%
$\langle N_{\text{ch}} \rangle$ (lowest interval)	1.3%	0.3%
$\langle dN_{\text{ch}}/d\eta \rangle^*$	1.3%	1.3%

Table 3. The summary of systematic uncertainties for charged-particle density measurements. The value marked with (*) is taken from the ref. [49].

Source	$\sqrt{s} = 5.02$	$\sqrt{s} = 13$
Signal extraction	0.5% – 2.8%	3.5% – 5.9%
F_{norm}	0.2% – 1.5%	negligible
$\epsilon_{\text{INEL}>0}^{\text{MB}}$	1.0%	negligible
$\epsilon_{\text{vtx,QA}}^{\text{MB}}$	2.0%	negligible
$\epsilon_{\text{INEL}>0}^{\text{MB}}$ (lowest interval)	1.4%	0.6%
$\epsilon_{\text{INEL}=0}$	1.0%	1.5%
Pileup	negligible	negligible

Table 4. The summary of systematic uncertainties for relative J/ψ yield measurements.

Source	$\sqrt{s} = 5.02$ TeV		$\sqrt{s} = 13$ TeV	
	$\langle p_{\text{T}}^{J/\psi} \rangle$	$\langle p_{\text{T}}^{J/\psi} \rangle / \langle p_{\text{T}}^{J/\psi} \rangle^{\text{int}}$	$\langle p_{\text{T}}^{J/\psi} \rangle$	$\langle p_{\text{T}}^{J/\psi} \rangle / \langle p_{\text{T}}^{J/\psi} \rangle^{\text{int}}$
Signal extraction	0.4–4.1%	0.5–4.1%	0.1–4.8%	0.2–4.9%
Acc × Eff	0–2.1%	0–2.1%	0–3.0%	0–3.0%
Mass variation	0.4%	—	0.7%	—
MC input mismatch	1.5%	—	2.4%	—
MCH efficiency*	1.0%	—	1.0%	—
MTR efficiency*	2.0%	—	4.0%	—
Matching efficiency*	1.0%	—	1.0%	—

Table 5. The summary of systematic uncertainties for relative $\langle p_{\text{T}}^{J/\psi} \rangle$ measurements. Values marked with (*) are taken from the ref. [10].

difference observed on the $A \times \epsilon$ corrected $\langle p_T^{J/\psi} \rangle$ when re-weighted $A \times \epsilon(p_T, y)$ maps are used instead of the default ones. The systematic uncertainty due to $A \times \epsilon$ is found to be negligible in low multiplicity intervals, whereas 2% and 3% are taken at the highest multiplicity interval for $\sqrt{s} = 5.02$ and 13 TeV with a conservative approach. The results are obtained with $\langle p_T^{J/\psi} \rangle$ as a constant parameter, and with the piece-wise function of $\langle p_T^{J/\psi} \rangle(m_{\mu^+ \mu^-})$ (see section 3.4). The difference in values obtained from both the assumptions are taken as systematic uncertainty. The uncertainty on $\langle p_T^{J/\psi} \rangle$ as a function of invariant mass is 0.4% (0.7%) at $\sqrt{s} = 5.02$ (13) TeV. The systematic uncertainties due to the efficiencies of tracking, trigger, and matching of track to trigger are correlated among the multiplicity classes [46] and the multiplicity integrated values are obtained from ref. [10]. The systematic uncertainty due to signal extraction of $\langle p_T^{J/\psi} \rangle$ and $A \times \epsilon$ variation with event multiplicity are considered as uncorrelated, hence these affect the relative $\langle p_T^{J/\psi} \rangle$ measurement.

4 Results and discussion

The measured relative J/ψ yield at forward rapidity ($2.5 < y < 4.0$) as a function of $dN_{ch}/d\eta/\langle dN_{ch}/d\eta \rangle$ at $\sqrt{s} = 5.02$ and 13 TeV is presented in the upper panel of figure 4. At both energies, the relative J/ψ yield shows approximately linear increase with midrapidity relative charged-particle multiplicity. Also in figure 4, these results are compared with those from a previous measurement at $\sqrt{s} = 7$ TeV [33], in which a close-to-linear trend was observed as well, albeit with significantly higher uncertainties. It is to be noted here that J/ψ yield measurements at $\sqrt{s} = 7$ TeV are for INEL events and the effect of INEL to INEL > 0 is found to be below 1%. The similarity of the results at various collision energies suggests that in a same final state multiplicity domain, the J/ψ production at forward rapidity depends to a lesser extent of \sqrt{s} . In order to assess better possible deviations from a linear behaviour, the ratio of the relative yield of J/ψ to the relative charged-particle multiplicity density is shown as a function of relative charged-particle multiplicity in the bottom panel of figure 4. The data points at the three collision energies are compatible with each other and the data points at $\sqrt{s} = 5.02$ and 7 TeV are also compatible with unity within the uncertainties. The points at $\sqrt{s} = 13$ TeV are above unity for $dN_{ch}/d\eta/\langle dN_{ch}/d\eta \rangle \geq 1.6$. This hints at a 4.9σ departure from the linear behaviour for $dN_{ch}/d\eta/\langle dN_{ch}/d\eta \rangle \geq 3$ in the case of $\sqrt{s} = 13$ TeV, although the larger uncertainties at $\sqrt{s} = 5.02$ and 7 TeV do not allow to exclude a similar behaviour at the lower collision energies.

In figure 5, the results are also compared with midrapidity measurements at $\sqrt{s} = 13$ TeV. The midrapidity relative J/ψ yield exhibits faster than linear increase as a function of midrapidity relative charged-particle multiplicity. The results using midrapidity multiplicity selection based on the SPD detector ($|\eta| < 1$) and forward-rapidity multiplicity selection based on the V0 detector ($-3.7 < \eta < -1.7$ and $2.8 < \eta < 5.1$) are found to be compatible within the uncertainties. Therefore, the different trends in the multiplicity dependence of the J/ψ production observed at midrapidity and forward rapidity are not due to a possible auto-correlation bias, arising from the multiplicity selection.

The $\langle p_T^{J/\psi} \rangle$ as a function of the relative charged-particle multiplicity measured in pp collisions at $\sqrt{s} = 5.02$ and 13 TeV is shown in figure 6. At both the collision energies,

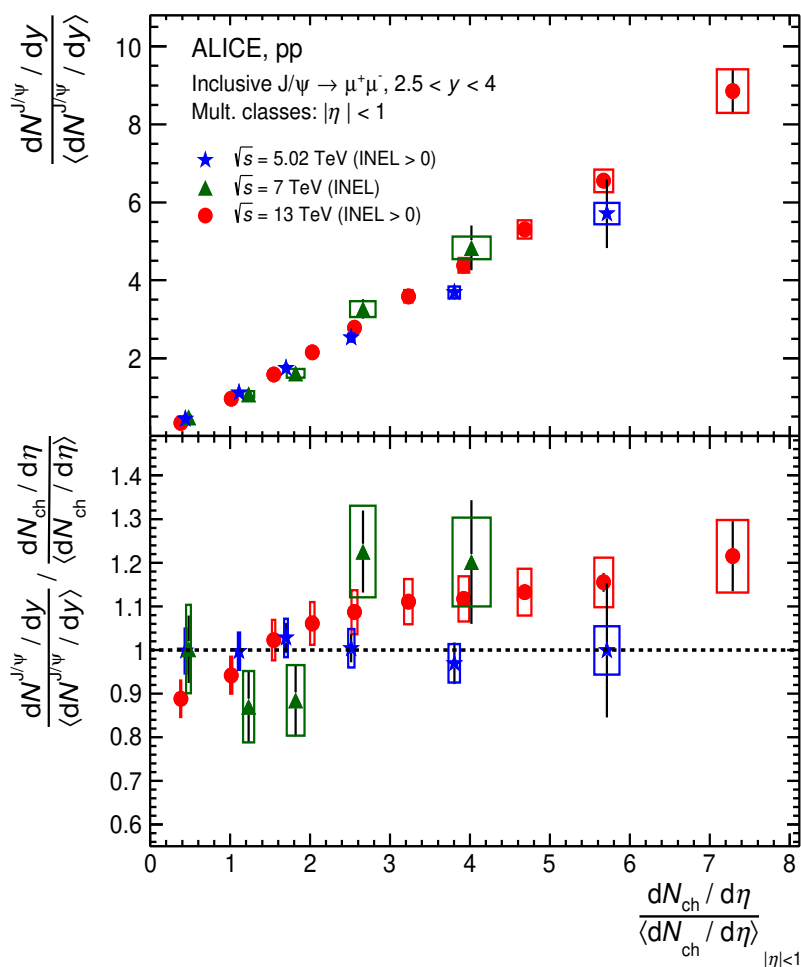


Figure 4. Relative J/ψ yield as a function of the relative charged-particle density measured at forward rapidity in pp collisions at $\sqrt{s} = 5.02$ (INEL>0), 7 (INEL) and 13 (INEL>0) TeV. The bottom panel shows the ratio of relative yield of J/ψ to relative charged-particle density. The vertical bars and the boxes represent the statistical and the systematic uncertainties, respectively.

an increase of $\langle p_T^{J/\psi} \rangle$ with $dN_{ch}/d\eta/\langle dN_{ch}/d\eta \rangle$ is observed with a possible saturation towards high multiplicity. A similar increase is observed in case of charged-particle $\langle p_T \rangle$ in pp collisions [53]. Within the PYTHIA event generator, this increase is due to the Color Reconnection (CR) mechanism, which represents a fusion of hadronizing final-state strings produced in MPI [54, 55]. It is worth noting that in the absence of CR, the incoherent superposition of MPI leads to a flat behaviour of $\langle p_T \rangle$ at high multiplicities. The EPOS event generator [56, 57] is also able to qualitatively reproduce the charged particle $\langle p_T \rangle$ as a function of charged-particle multiplicity [44]. The generator is based on a combination of Gribov-Regge theory and perturbative QCD, and takes into account multiple parton interactions, non-linear effects (via saturation scales), as well as a 3D+1 viscous hydrodynamical evolution starting from flux tube initial conditions. Within EPOS, the charged-particle $\langle p_T \rangle$ increases as a function of the multiplicity as a consequence of the col-

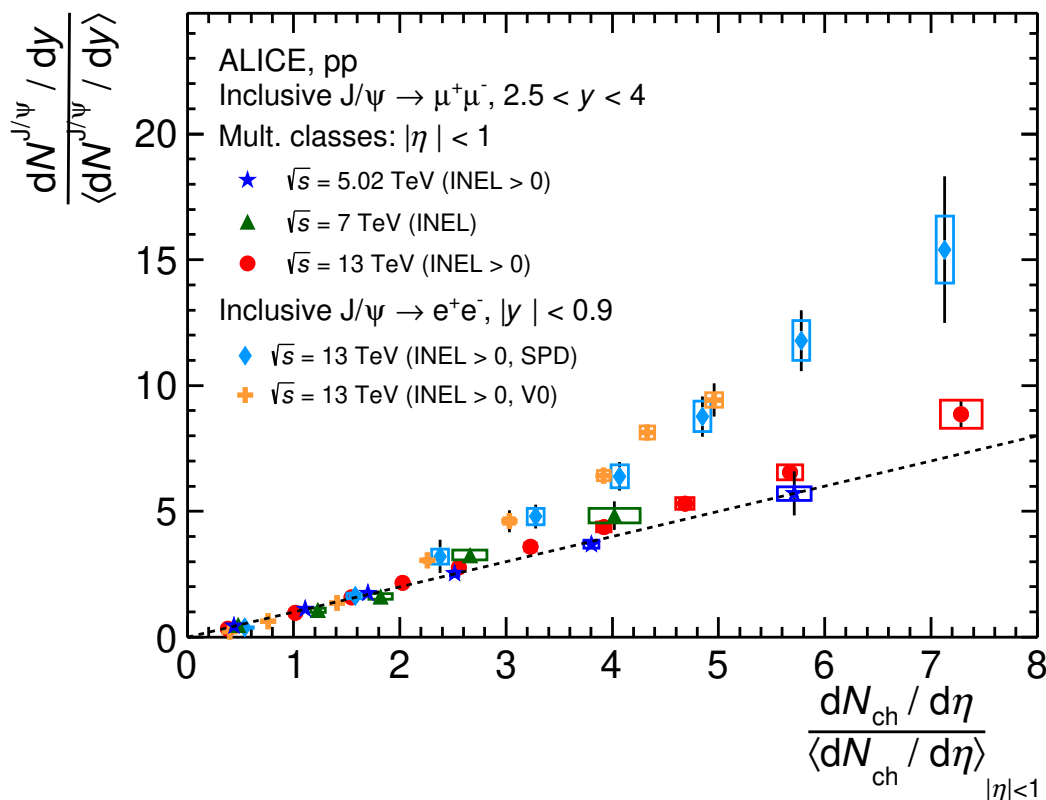


Figure 5. Relative J/ψ yields measured at forward rapidity at $\sqrt{s} = 5.02, 7$ and 13 TeV compared with similar measurements at midrapidity at $\sqrt{s} = 13$ TeV, the latter corresponding to the event selection based on SPD tracklets at midrapidity and on V0 amplitude at forward rapidity.

lective hadronization of the high-density core produced in the collisions and the increasing relative contribution of the core to the particle production at high multiplicities. Figure 6 also shows that the absolute $\langle p_T^{J/\psi} \rangle$ at $\sqrt{s} = 13$ TeV is higher than that at $\sqrt{s} = 5.02$ TeV, as expected from the observed hardening of the corresponding transverse momentum distributions with increasing \sqrt{s} [10]. However, the relative $\langle p_T^{J/\psi} \rangle$, defined as the ratio of $\langle p_T^{J/\psi} \rangle$ in a multiplicity interval to that of minimum bias, is found to be consistent between both collision energies (figure 6).

5 Comparison with models

Figure 7 shows the comparison between the measured relative J/ψ yield as a function of multiplicity and theoretical calculations for $\sqrt{s} = 5.02$ and 13 TeV at forward rapidity. The Coherent Particle Production (CPP) [58], CGC with ICEM (improved color evaporation model) [59], 3-Pomeron CGC [60], Percolation [61], EPOS3 event generator [57], and PYTHIA 8.2 (Monash 2013) [43] models are represented by the blue shaded region, red dotted line, dashed magenta line, grey shaded region, green shaded region, and red shaded region, respectively.

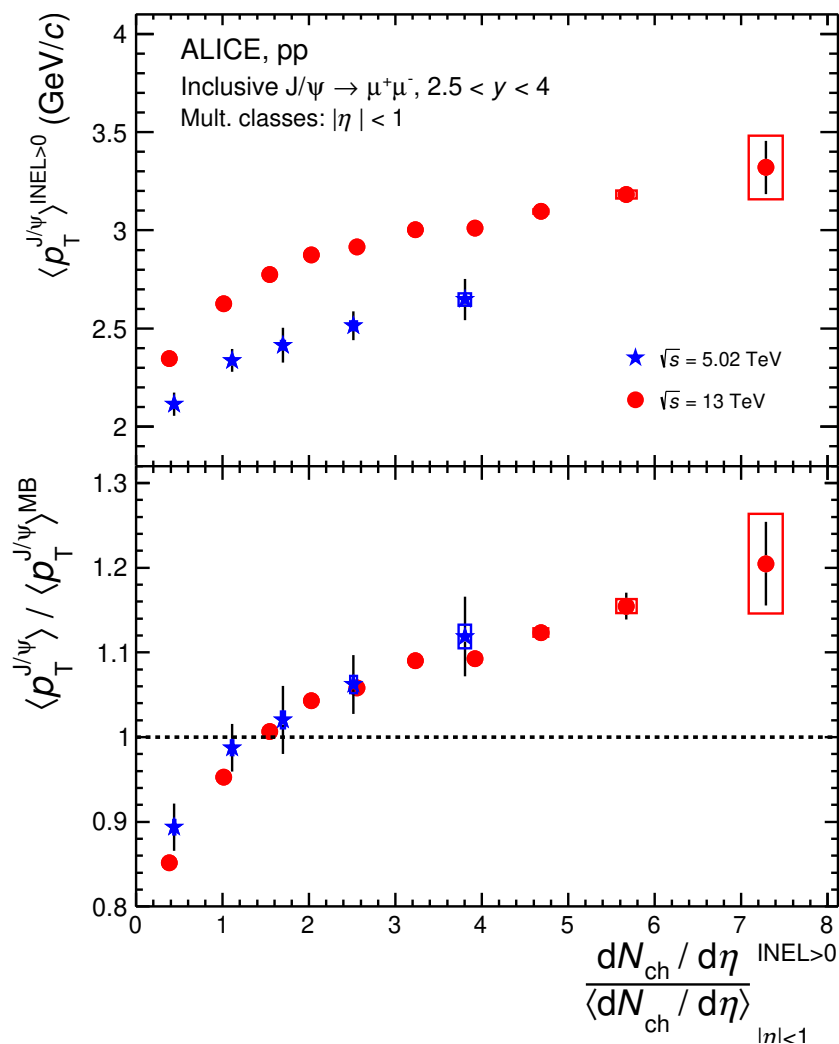


Figure 6. (Top panel) Forward rapidity mean transverse momentum of J/ψ as a function of the relative charged-particle density in pp collisions at $\sqrt{s} = 5.02$ and 13 TeV. (Bottom panel) Relative $\langle p_T^{J/\psi} \rangle$ shown for the same. The dotted line indicates the deviation of relative $\langle p_T^{J/\psi} \rangle$ from one.

The EPOS3 [57] and PYTHIA 8.2 [43] event generators, already introduced in section 4, predict slightly lower than linear increase of the relative J/ψ yield at forward rapidity as a function of relative multiplicity. Thus, they are able to describe the data at low multiplicity, but significantly underestimate the data at high multiplicity. It is worth noting that similar underestimation of the data is present at midrapidity [19].

The CPP model [58, 62] relies on the phenomenological parametrization for mean multiplicities of light hadrons and J/ψ . The parametrization is derived from p-Pb collisions assuming a linear dependence on binary nucleon-nucleon collisions (N_{coll}). Within the model, the nuclear suppression is found to depend weakly on energy [63] and therefore the used parametrization is independent of center-of-mass energy. An excellent agreement is found between the model and the measurements in high-multiplicity events at both collision energies.

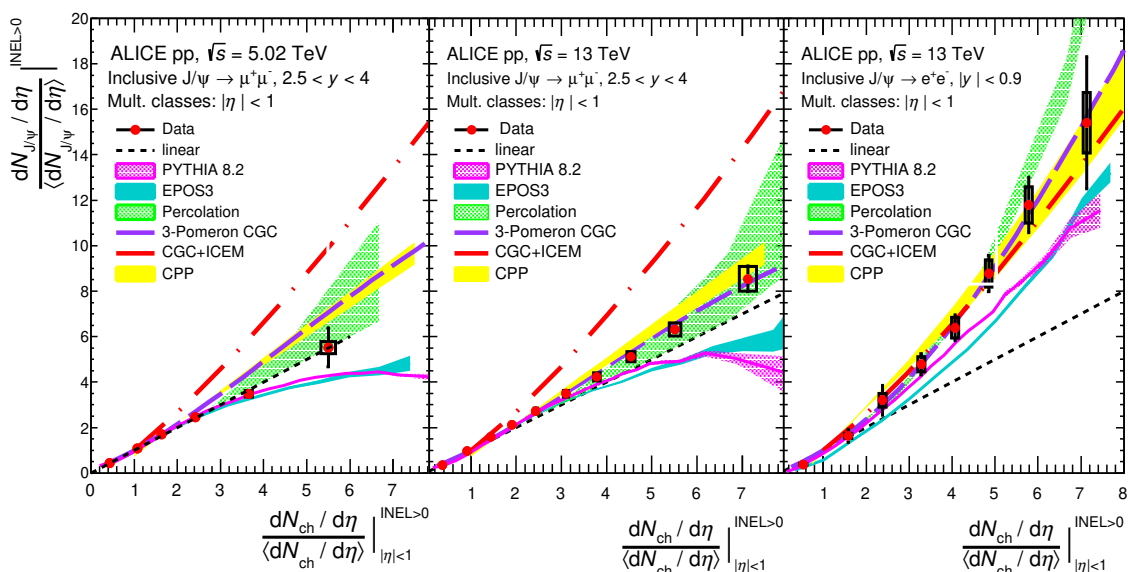


Figure 7. Comparison of the relative J/ψ yield as a function of the relative charged-particle density with model predictions: CPP [58], CGC with ICEM [59], 3-Pomeron CGC [60], Percolation [61], EPOS3 event generator [57], and PYTHIA 8.2 [43] at forward rapidity in pp collisions at $\sqrt{s} = 5.02$ (left) and 13 TeV (middle). The right hand side figure shows the results from midrapidity compared to the corresponding theoretical model estimations for pp collisions at $\sqrt{s} = 13$ TeV [19].

The Color Glass Condensate (CGC) approach with ICEM employs the NRQCD framework in order to describe the J/ψ hadronisation process [59]. According to this model, the heavy-flavour production in high-multiplicity events in pp and pA collisions is sensitive to strongly correlated gluons in the colliding protons and nuclei. The dynamics of such configurations is controlled by semihard saturation scale $Q_s(x)$ in each of the colliding hadrons, where x is the longitudinal momentum fraction carried by a parton in the hadron. Q_s increases with decreasing x and increasing nuclear size. The model predicts a faster than linear increase of J/ψ yield with multiplicity in both pp and p-Pb collisions. Although the model describes well the midrapidity J/ψ results [19], it overestimates the forward rapidity measurements, which can be clearly seen from figure 7. The 3-gluon fusion model [60] assumes that the dominant contribution comes from gluon-gluon fusion and the heavy quarks formed in the process might emit soft gluons in order to form quarkonium states. It is found that two-gluon fusion mechanism significantly underestimates the multiplicity dependence of J/ψ production [60], whereas the 3-gluon fusion model reproduces well the measured J/ψ yields at both midrapidity [19] and forward rapidity (figure 7) in pp collisions at $\sqrt{s} = 13$ TeV.

The percolation model [61] considers high-energy hadronic collisions as driven by the exchange of color sources (strings) between the projectile and the target. The strings have finite spatial extent and thus can interact reducing their effective number. One can distinguish between soft and hard strings, depending on their transverse masses, i.e. their quark compositions and their transverse momenta. The string transverse size (r_T) is determined

by its transverse mass (m_T), since $r_T = 1/m_T$. The softness of the source maximizes its possibility of interaction, as its transverse size is larger. At high densities, the coherence among the sources (partons or strings) leads to a reduction of their effective number, initially proportional to the number of parton-parton interactions. This reduction mainly affects the soft observables, such as the total multiplicity, while hard production remains unaltered. At low multiplicities, with smaller number of strings the dependence of relative J/ψ yield with relative charged-particle multiplicity is linear, whereas the linear dependence changes to a quadratic dependence for high multiplicity. The number of strings, is smaller at forward rapidity compared to midrapidity and therefore the predicted rise of relative J/ψ yield with relative charged-particle multiplicity at forward rapidity is slower compared to the midrapidity one, which is in agreement with the corresponding measurements. Figure 7 shows that the percolation model explains well the data within theoretical uncertainties at both $\sqrt{s} = 5.02$ and 13 TeV.

Figure 8 shows that within uncertainties, PYTHIA8 (Monash 2013) with color reconnection gives a reasonable description of the multiplicity dependence of $\langle p_T^{J/\psi} \rangle$. $\langle p_T \rangle$ as estimated within the framework of PYTHIA8 is closer to the data in the discussed multiplicity regime, except the lowest multiplicity for $\sqrt{s} = 13$ TeV data. Both for data and PYTHIA8, the average $\langle p_T \rangle$ increases at a constant rate with multiplicity for $dN_{ch}/d\eta / \langle dN_{ch}/d\eta \rangle > 2.5$ and $dN_{ch}/d\eta / \langle dN_{ch}/d\eta \rangle > 4.5$ for $\sqrt{s} = 5.02$ and 13 TeV, respectively.

6 Summary

The multiplicity dependence of J/ψ production at forward rapidity has been measured as a function of charged-particle multiplicity at midrapidity in INEL > 0 pp collisions at $\sqrt{s} = 5.02$ and 13 TeV. The present measurement extends the multiplicity reach with respect to the previous measurements at $\sqrt{s} = 7$ TeV. The results exhibit an approximately linear dependence of the J/ψ yield as a function of the event multiplicity, independent of the collision energy. All the discussed models qualitatively describe the observed trend, however the 3-Pomeron CGC model, percolation model and the CPP model quantitatively reproduce the results.

The first moment of the transverse momentum of the J/ψ at forward rapidity as a function of the charged-particle multiplicity is explored for the first time in pp collisions at $\sqrt{s} = 5.02$ and 13 TeV. The $\langle p_T^{J/\psi} \rangle$ is found to increase with the event multiplicity with a hint of a saturation towards high multiplicity. The absolute $\langle p_T^{J/\psi} \rangle$ at $\sqrt{s} = 13$ TeV is higher than that at $\sqrt{s} = 5.02$ TeV, while the relative $\langle p_T^{J/\psi} \rangle$ is consistent between both collision energies.

Acknowledgments

The authors would like to acknowledge Elena Gonzalez Ferreiro, Boris Kopeliovich, Klaus Werner, Kazuhiro Watanabe, Marat Siddikov for useful discussions and for providing theoretical model calculations used for data comparison.

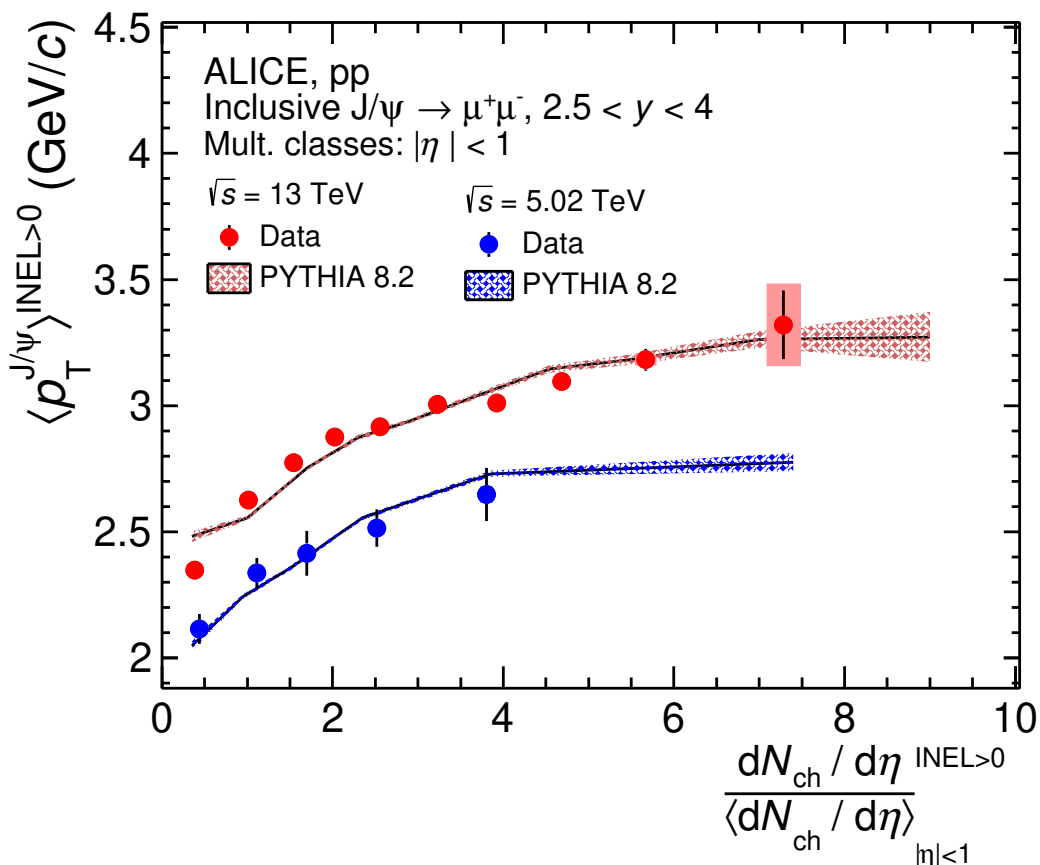


Figure 8. Comparison of forward rapidity $\langle p_T^{J/\psi} \rangle$ as a function of the relative charged-particle density in pp collisions at $\sqrt{s} = 5.02$ and 13 TeV with PYTHIA 8.2 [43].

The ALICE Collaboration would like to thank all its engineers and technicians for their invaluable contributions to the construction of the experiment and the CERN accelerator teams for the outstanding performance of the LHC complex. The ALICE Collaboration gratefully acknowledges the resources and support provided by all Grid centres and the Worldwide LHC Computing Grid (WLCG) collaboration. The ALICE Collaboration acknowledges the following funding agencies for their support in building and running the ALICE detector: A. I. Alikhanyan National Science Laboratory (Yerevan Physics Institute) Foundation (ANSL), State Committee of Science and World Federation of Scientists (WFS), Armenia; Austrian Academy of Sciences, Austrian Science Fund (FWF): [M 2467-N36] and Nationalstiftung für Forschung, Technologie und Entwicklung, Austria; Ministry of Communications and High Technologies, National Nuclear Research Center, Azerbaijan; Conselho Nacional de Desenvolvimento Científico e Tecnológico (CNPq), Financiadora de Estudos e Projetos (Finep), Fundação de Amparo à Pesquisa do Estado de São Paulo (FAPESP) and Universidade Federal do Rio Grande do Sul (UFRGS), Brazil; Ministry of Education of China (MOEC), Ministry of Science & Technology of China (MSTC) and National Natural Science Foundation of China (NSFC), China; Ministry of Science and

Education and Croatian Science Foundation, Croatia; Centro de Aplicaciones Tecnológicas y Desarrollo Nuclear (CEADEN), Cubaenergía, Cuba; Ministry of Education, Youth and Sports of the Czech Republic, Czech Republic; The Danish Council for Independent Research | Natural Sciences, the VILLUM FONDEN and Danish National Research Foundation (DNRF), Denmark; Helsinki Institute of Physics (HIP), Finland; Commissariat à l’Energie Atomique (CEA) and Institut National de Physique Nucléaire et de Physique des Particules (IN2P3) and Centre National de la Recherche Scientifique (CNRS), France; Bundesministerium für Bildung und Forschung (BMBF) and GSI Helmholtzzentrum für Schwerionenforschung GmbH, Germany; General Secretariat for Research and Technology, Ministry of Education, Research and Religions, Greece; National Research, Development and Innovation Office, Hungary; Department of Atomic Energy Government of India (DAE), Department of Science and Technology, Government of India (DST), University Grants Commission, Government of India (UGC) and Council of Scientific and Industrial Research (CSIR), India; Indonesian Institute of Science, Indonesia; Istituto Nazionale di Fisica Nucleare (INFN), Italy; Japanese Ministry of Education, Culture, Sports, Science and Technology (MEXT) and Japan Society for the Promotion of Science (JSPS) KAKENHI, Japan; Consejo Nacional de Ciencia (CONACYT) y Tecnología, through Fondo de Cooperación Internacional en Ciencia y Tecnología (FONCICYT) and Dirección General de Asuntos del Personal Académico (DGAPA), Mexico; Nederlandse Organisatie voor Wetenschappelijk Onderzoek (NWO), Netherlands; The Research Council of Norway, Norway; Commission on Science and Technology for Sustainable Development in the South (COMSATS), Pakistan; Pontificia Universidad Católica del Perú, Peru; Ministry of Education and Science, National Science Centre and WUT ID-UB, Poland; Korea Institute of Science and Technology Information and National Research Foundation of Korea (NRF), Republic of Korea; Ministry of Education and Scientific Research, Institute of Atomic Physics, Ministry of Research and Innovation and Institute of Atomic Physics and University Politehnica of Bucharest, Romania; Joint Institute for Nuclear Research (JINR), Ministry of Education and Science of the Russian Federation, National Research Centre Kurchatov Institute, Russian Science Foundation and Russian Foundation for Basic Research, Russia; Ministry of Education, Science, Research and Sport of the Slovak Republic, Slovakia; National Research Foundation of South Africa, South Africa; Swedish Research Council (VR) and Knut & Alice Wallenberg Foundation (KAW), Sweden; European Organization for Nuclear Research, Switzerland; Suranaree University of Technology (SUT), National Science and Technology Development Agency (NSDTA) and Office of the Higher Education Commission under NRU project of Thailand, Thailand; Turkish Energy, Nuclear and Mineral Research Agency (TENMAK), Turkey; National Academy of Sciences of Ukraine, Ukraine; Science and Technology Facilities Council (STFC), United Kingdom; National Science Foundation of the United States of America (NSF) and United States Department of Energy, Office of Nuclear Physics (DOE NP), United States of America.

Open Access. This article is distributed under the terms of the Creative Commons Attribution License ([CC-BY 4.0](https://creativecommons.org/licenses/by/4.0/)), which permits any use, distribution and reproduction in any medium, provided the original author(s) and source are credited.

References

- [1] H. Fritzsche, *Producing heavy quark flavors in hadronic collisions: a test of quantum chromodynamics*, *Phys. Lett. B* **67** (1977) 217 [INSPIRE].
- [2] J.F. Amundson, O.J.P. Eboli, E.M. Gregores and F. Halzen, *Quantitative tests of color evaporation: charmonium production*, *Phys. Lett. B* **390** (1997) 323 [hep-ph/9605295] [INSPIRE].
- [3] R. Baier and R. Ruckl, *Hadronic production of J/ψ and Υ : transverse momentum distributions*, *Phys. Lett. B* **102** (1981) 364 [INSPIRE].
- [4] G.T. Bodwin, E. Braaten and G.P. Lepage, *Rigorous QCD analysis of inclusive annihilation and production of heavy quarkonium*, *Phys. Rev. D* **51** (1995) 1125 [Erratum *ibid.* **55** (1997) 5853] [hep-ph/9407339] [INSPIRE].
- [5] ALICE collaboration, *Rapidity and transverse momentum dependence of inclusive J/ψ production in pp collisions at $\sqrt{s} = 7$ TeV*, *Phys. Lett. B* **704** (2011) 442 [Erratum *ibid.* **718** (2012) 692] [arXiv:1105.0380] [INSPIRE].
- [6] LHCb collaboration, *Measurement of forward J/ψ production cross-sections in pp collisions at $\sqrt{s} = 13$ TeV*, *JHEP* **10** (2015) 172 [Erratum *ibid.* **05** (2017) 063] [arXiv:1509.00771] [INSPIRE].
- [7] ALICE collaboration, *Inclusive J/ψ production in pp collisions at $\sqrt{s} = 2.76$ TeV*, *Phys. Lett. B* **718** (2012) 295 [Erratum *ibid.* **748** (2015) 472] [arXiv:1203.3641] [INSPIRE].
- [8] ALICE collaboration, *Measurement of quarkonium production at forward rapidity in pp collisions at $\sqrt{s} = 7$ TeV*, *Eur. Phys. J. C* **74** (2014) 2974 [arXiv:1403.3648] [INSPIRE].
- [9] ALICE collaboration, *Inclusive quarkonium production at forward rapidity in pp collisions at $\sqrt{s} = 8$ TeV*, *Eur. Phys. J. C* **76** (2016) 184 [arXiv:1509.08258] [INSPIRE].
- [10] ALICE collaboration, *Energy dependence of forward-rapidity J/ψ and $\psi(2S)$ production in pp collisions at the LHC*, *Eur. Phys. J. C* **77** (2017) 392 [arXiv:1702.00557] [INSPIRE].
- [11] J.P. Lansberg, *J/ψ production at $\sqrt{s} = 1.96$ and 7 TeV: color-singlet model, NNLO* and polarisation*, *J. Phys. G* **38** (2011) 124110 [arXiv:1107.0292] [INSPIRE].
- [12] ALICE collaboration, *J/ψ polarization in pp collisions at $\sqrt{s} = 7$ TeV*, *Phys. Rev. Lett.* **108** (2012) 082001 [arXiv:1111.1630] [INSPIRE].
- [13] LHCb collaboration, *Measurement of J/ψ polarization in pp collisions at $\sqrt{s} = 7$ TeV*, *Eur. Phys. J. C* **73** (2013) 2631 [arXiv:1307.6379] [INSPIRE].
- [14] LHCb collaboration, *Measurement of $\psi(2S)$ polarisation in pp collisions at $\sqrt{s} = 7$ TeV*, *Eur. Phys. J. C* **74** (2014) 2872 [arXiv:1403.1339] [INSPIRE].
- [15] CDF collaboration, *The underlying event in hard interactions at the Tevatron $\bar{p}p$ collider*, *Phys. Rev. D* **70** (2004) 072002 [hep-ex/0404004] [INSPIRE].
- [16] CMS collaboration, *First measurement of the underlying event activity at the LHC with $\sqrt{s} = 0.9$ TeV*, *Eur. Phys. J. C* **70** (2010) 555 [arXiv:1006.2083] [INSPIRE].
- [17] ATLAS collaboration, *Measurement of underlying event characteristics using charged particles in pp collisions at $\sqrt{s} = 900$ GeV and 7 TeV with the ATLAS detector*, *Phys. Rev. D* **83** (2011) 112001 [arXiv:1012.0791] [INSPIRE].

- [18] ALICE collaboration, *Measurement of charm and beauty production at central rapidity versus charged-particle multiplicity in proton-proton collisions at $\sqrt{s} = 7$ TeV*, *JHEP* **09** (2015) 148 [[arXiv:1505.00664](#)] [[INSPIRE](#)].
- [19] ALICE collaboration, *Multiplicity dependence of J/ψ production at midrapidity in pp collisions at $\sqrt{s} = 13$ TeV*, *Phys. Lett. B* **810** (2020) 135758 [[arXiv:2005.11123](#)] [[INSPIRE](#)].
- [20] LHCb collaboration, *Observation of double charm production involving open charm in pp collisions at $\sqrt{s} = 7$ TeV*, *JHEP* **06** (2012) 141 [*Addendum ibid.* **03** (2014) 108] [[arXiv:1205.0975](#)] [[INSPIRE](#)].
- [21] LHCb collaboration, *Production of associated Y and open charm hadrons in pp collisions at $\sqrt{s} = 7$ and 8 TeV via double parton scattering*, *JHEP* **07** (2016) 052 [[arXiv:1510.05949](#)] [[INSPIRE](#)].
- [22] CMS collaboration, *Observation of long-range near-side angular correlations in proton-proton collisions at the LHC*, *JHEP* **09** (2010) 091 [[arXiv:1009.4122](#)] [[INSPIRE](#)].
- [23] CMS collaboration, *Observation of long-range near-side angular correlations in proton-lead collisions at the LHC*, *Phys. Lett. B* **718** (2013) 795 [[arXiv:1210.5482](#)] [[INSPIRE](#)].
- [24] ALICE collaboration, *Long-range angular correlations on the near and away side in p-Pb collisions at $\sqrt{s_{NN}} = 5.02$ TeV*, *Phys. Lett. B* **719** (2013) 29 [[arXiv:1212.2001](#)] [[INSPIRE](#)].
- [25] ATLAS collaboration, *Observation of associated near-side and away-side long-range correlations in $\sqrt{s_{NN}} = 5.02$ TeV proton-lead collisions with the ATLAS detector*, *Phys. Rev. Lett.* **110** (2013) 182302 [[arXiv:1212.5198](#)] [[INSPIRE](#)].
- [26] ALICE collaboration, *Harmonic decomposition of two-particle angular correlations in Pb-Pb collisions at $\sqrt{s_{NN}} = 2.76$ TeV*, *Phys. Lett. B* **708** (2012) 249 [[arXiv:1109.2501](#)] [[INSPIRE](#)].
- [27] ALICE collaboration, *Search for collectivity with azimuthal J/ψ -hadron correlations in high multiplicity p-Pb collisions at $\sqrt{s_{NN}} = 5.02$ and 8.16 TeV*, *Phys. Lett. B* **780** (2018) 7 [[arXiv:1709.06807](#)] [[INSPIRE](#)].
- [28] CMS collaboration, *Observation of prompt J/ψ meson elliptic flow in high-multiplicity p-Pb collisions at $\sqrt{s_{NN}} = 8.16$ TeV*, *Phys. Lett. B* **791** (2019) 172 [[arXiv:1810.01473](#)] [[INSPIRE](#)].
- [29] ALICE collaboration, *J/ψ elliptic flow in Pb-Pb collisions at $\sqrt{s_{NN}} = 5.02$ TeV*, *Phys. Rev. Lett.* **119** (2017) 242301 [[arXiv:1709.05260](#)] [[INSPIRE](#)].
- [30] ALICE collaboration, *Study of J/ψ azimuthal anisotropy at forward rapidity in Pb-Pb collisions at $\sqrt{s_{NN}} = 5.02$ TeV*, *JHEP* **02** (2019) 012 [[arXiv:1811.12727](#)] [[INSPIRE](#)].
- [31] ATLAS collaboration, *Prompt and non-prompt J/ψ elliptic flow in Pb+Pb collisions at $\sqrt{s_{NN}} = 5.02$ TeV with the ATLAS detector*, *Eur. Phys. J. C* **78** (2018) 784 [[arXiv:1807.05198](#)] [[INSPIRE](#)].
- [32] ALICE collaboration, *Charged-particle pseudorapidity density at mid-rapidity in p-Pb collisions at $\sqrt{s_{NN}} = 8.16$ TeV*, *Eur. Phys. J. C* **79** (2019) 307 [[arXiv:1812.01312](#)] [[INSPIRE](#)].
- [33] ALICE collaboration, *J/ψ production as a function of charged particle multiplicity in pp collisions at $\sqrt{s} = 7$ TeV*, *Phys. Lett. B* **712** (2012) 165 [[arXiv:1202.2816](#)] [[INSPIRE](#)].
- [34] ALICE collaboration, *The ALICE experiment at the CERN LHC*, *2008 JINST* **3** S08002 [[INSPIRE](#)].

- [35] ALICE collaboration, *Performance of the ALICE experiment at the CERN LHC*, *Int. J. Mod. Phys. A* **29** (2014) 1430044 [[arXiv:1402.4476](#)] [[INSPIRE](#)].
- [36] ALICE collaboration, *Performance of the ALICE VZERO system*, *2013 JINST* **8** P10016 [[arXiv:1306.3130](#)] [[INSPIRE](#)].
- [37] ALICE collaboration, *Alignment of the ALICE inner tracking system with cosmic-ray tracks*, *2010 JINST* **5** P03003 [[arXiv:1001.0502](#)] [[INSPIRE](#)].
- [38] ALICE collaboration, *Charged-particle multiplicities in proton-proton collisions at $\sqrt{s} = 0.9$ to 8 TeV*, *Eur. Phys. J. C* **77** (2017) 33 [[arXiv:1509.07541](#)] [[INSPIRE](#)].
- [39] ALICE collaboration, *The ALICE definition of primary particles*, [ALICE-PUBLIC-2017-005](#), CERN, Geneva, Switzerland (2017).
- [40] ALICE collaboration, *J/ψ production as a function of charged-particle pseudorapidity density in p -Pb collisions at $\sqrt{s_{NN}} = 5.02$ TeV*, *Phys. Lett. B* **776** (2018) 91 [[arXiv:1704.00274](#)] [[INSPIRE](#)].
- [41] T. Sjöstrand, *High-energy physics event generation with PYTHIA 5.7 and JETSET 7.4*, *Comput. Phys. Commun.* **82** (1994) 74 [[INSPIRE](#)].
- [42] T. Sjöstrand, S. Mrenna and P.Z. Skands, *PYTHIA 6.4 physics and manual*, *JHEP* **05** (2006) 026 [[hep-ph/0603175](#)] [[INSPIRE](#)].
- [43] T. Sjöstrand et al., *An introduction to PYTHIA 8.2*, *Comput. Phys. Commun.* **191** (2015) 159 [[arXiv:1410.3012](#)] [[INSPIRE](#)].
- [44] T. Pierog, I. Karpenko, J.M. Katzy, E. Yatsenko and K. Werner, *EPOS LHC: test of collective hadronization with data measured at the CERN Large Hadron Collider*, *Phys. Rev. C* **92** (2015) 034906 [[arXiv:1306.0121](#)] [[INSPIRE](#)].
- [45] R. Brun et al., *GEANT: detector description and simulation tool*, [CERN-W-5013](#), CERN, Geneva, Switzerland (1993).
- [46] ALICE collaboration, *J/ψ production as a function of charged-particle multiplicity in p -Pb collisions at $\sqrt{s_{NN}} = 8.16$ TeV*, *JHEP* **09** (2020) 162 [[arXiv:2004.12673](#)] [[INSPIRE](#)].
- [47] T. Auye, *Unfolding algorithms and tests using RooUnfold*, in *PHYSTAT 2011*, [CERN-2011-006](#), CERN, Geneva, Switzerland, (2011), p. 313 [[arXiv:1105.1160](#)] [[INSPIRE](#)].
- [48] G. D'Agostini, *A multidimensional unfolding method based on Bayes' theorem*, *Nucl. Instrum. Meth. A* **362** (1995) 487 [[INSPIRE](#)].
- [49] ALICE collaboration, *Pseudorapidity distributions of charged particles as a function of mid- and forward rapidity multiplicities in pp collisions at $\sqrt{s} = 5.02, 7$ and 13 TeV*, *Eur. Phys. J. C* **81** (2021) 630 [[arXiv:2009.09434](#)] [[INSPIRE](#)].
- [50] ALICE collaboration, *Quarkonium signal extraction in ALICE*, [ALICE-PUBLIC-2015-006](#), CERN, Geneva, Switzerland (2015).
- [51] D.J. Lange, *The EvtGen particle decay simulation package*, *Nucl. Instrum. Meth. A* **462** (2001) 152 [[INSPIRE](#)].
- [52] E. Barberio, B. van Eijk and Z. Was, *PHOTOS: a universal Monte Carlo for QED radiative corrections in decays*, *Comput. Phys. Commun.* **66** (1991) 115 [[INSPIRE](#)].
- [53] ALICE collaboration, *Multiplicity dependence of the average transverse momentum in pp , p -Pb, and Pb-Pb collisions at the LHC*, *Phys. Lett. B* **727** (2013) 371 [[arXiv:1307.1094](#)] [[INSPIRE](#)].

- [54] A. Ortiz Velasquez, P. Christiansen, E. Cuautle Flores, I. Maldonado Cervantes and G. Paicé, *Color reconnection and flowlike patterns in pp collisions*, *Phys. Rev. Lett.* **111** (2013) 042001 [[arXiv:1303.6326](#)] [[INSPIRE](#)].
- [55] ATLAS collaboration, *A study of different colour reconnection settings for PYTHIA8 generator using underlying event observables*, Tech. Rep. *ATL-PHYS-PUB-2017-008*, CERN, Geneva, Switzerland (2017).
- [56] H.J. Drescher, M. Hladik, S. Ostapchenko, T. Pierog and K. Werner, *Parton based Gribov-Regge theory*, *Phys. Rept.* **350** (2001) 93 [[hep-ph/0007198](#)] [[INSPIRE](#)].
- [57] K. Werner, B. Guiot, I. Karpenko and T. Pierog, *Analysing radial flow features in p-Pb and p-p collisions at several TeV by studying identified particle production in EPOS3*, *Phys. Rev. C* **89** (2014) 064903 [[arXiv:1312.1233](#)] [[INSPIRE](#)].
- [58] B.Z. Kopeliovich, H.J. Pirner, I.K. Potashnikova, K. Reygers and I. Schmidt, *Heavy quarkonium in the saturated environment of high-multiplicity pp collisions*, *Phys. Rev. D* **101** (2020) 054023 [[arXiv:1910.09682](#)] [[INSPIRE](#)].
- [59] Y.-Q. Ma, P. Tribedy, R. Venugopalan and K. Watanabe, *Event engineering studies for heavy flavor production and hadronization in high multiplicity hadron-hadron and hadron-nucleus collisions*, *Phys. Rev. D* **98** (2018) 074025 [[arXiv:1803.11093](#)] [[INSPIRE](#)].
- [60] E. Levin, I. Schmidt and M. Siddikov, *Multiplicity dependence of quarkonia production in the CGC approach*, *Eur. Phys. J. C* **80** (2020) 560 [[arXiv:1910.13579](#)] [[INSPIRE](#)].
- [61] E.G. Ferreira and C. Pajares, *High multiplicity pp events and J/ψ production at LHC*, *Phys. Rev. C* **86** (2012) 034903 [[arXiv:1203.5936](#)] [[INSPIRE](#)].
- [62] B.Z. Kopeliovich, H.J. Pirner, I.K. Potashnikova, K. Reygers and I. Schmidt, *J/ψ in high-multiplicity pp collisions: lessons from pA collisions*, *Phys. Rev. D* **88** (2013) 116002 [[arXiv:1308.3638](#)] [[INSPIRE](#)].
- [63] B.Z. Kopeliovich, I. Schmidt and M. Siddikov, *Suppression versus enhancement of heavy quarkonia in pA collisions*, *Phys. Rev. C* **95** (2017) 065203 [[arXiv:1701.07134](#)] [[INSPIRE](#)].

The ALICE collaboration

S. Acharya¹⁴², D. Adamová⁹⁶, A. Adler⁷⁴, J. Adolfsson⁸¹, G. Aglieri Rinella³⁴, M. Agnello³⁰, N. Agrawal⁵⁴, Z. Ahammed¹⁴², S. Ahmad¹⁶, S.U. Ahn⁷⁶, I. Ahuja³⁸, Z. Akbar⁵¹, A. Akindinov⁹³, M. Al-Turany¹⁰⁸, S.N. Alam¹⁶, D. Aleksandrov⁸⁹, B. Alessandro⁵⁹, H.M. Alfanda⁷, R. Alfaro Molina⁷¹, B. Ali¹⁶, Y. Ali¹⁴, A. Alici²⁵, N. Alizadehvandchali¹²⁵, A. Alkin³⁴, J. Alme²¹, G. Alocco⁵⁵, T. Alt⁶⁸, I. Altsybeev¹¹³, M.N. Anaam⁷, C. Andrei⁴⁸, D. Andreou⁹¹, A. Andronic¹⁴⁵, V. Anguelov¹⁰⁵, F. Antinori⁵⁷, P. Antonioli⁵⁴, C. Anuj¹⁶, N. Apadula⁸⁰, L. Aphecetche¹¹⁵, H. Appelshäuser⁶⁸, S. Arcelli²⁵, R. Arnaldi⁵⁹, I.C. Arsene²⁰, M. Arslandok¹⁴⁷, A. Augustinus³⁴, R. Averbek¹⁰⁸, S. Aziz⁷⁸, M.D. Azmi¹⁶, A. Badalà⁵⁶, Y.W. Baek⁴¹, X. Bai^{129,108}, R. Bailhache⁶⁸, Y. Bailung⁵⁰, R. Bala¹⁰², A. Balbino³⁰, A. Baldisseri¹³⁹, B. Balis², D. Banerjee⁴, Z. Banoo¹⁰², R. Barbera²⁶, L. Barioglio¹⁰⁶, M. Barlou⁸⁵, G.G. Barnaföldi¹⁴⁶, L.S. Barnby⁹⁵, V. Barret¹³⁶, C. Bartels¹²⁸, K. Barth³⁴, E. Bartsch⁶⁸, F. Baruffaldi²⁷, N. Bastid¹³⁶, S. Basu⁸¹, G. Batigne¹¹⁵, D. Battistini¹⁰⁶, B. Batyunya⁷⁵, D. Bauri⁴⁹, J.L. Bazo Alba¹¹², I.G. Bearden⁹⁰, C. Beattie¹⁴⁷, P. Becht¹⁰⁸, I. Belikov¹³⁸, A.D.C. Bell Hechavarria¹⁴⁵, F. Bellini²⁵, R. Bellwied¹²⁵, S. Belokurova¹¹³, V. Belyaev⁹⁴, G. Bencedi^{146,69}, S. Beole²⁴, A. Bercuci⁴⁸, Y. Berdnikov⁹⁹, A. Berdnikova¹⁰⁵, L. Bergmann¹⁰⁵, M.G. Besoiu⁶⁷, L. Betev³⁴, P.P. Bhaduri¹⁴², A. Bhasin¹⁰², I.R. Bhat¹⁰², M.A. Bhat⁴, B. Bhattacharjee⁴², P. Bhattacharya²², L. Bianchi²⁴, N. Bianchi⁵², J. Bielčik³⁷, J. Bielčiková⁹⁶, J. Biernat¹¹⁸, A. Bilandzic¹⁰⁶, G. Biro¹⁴⁶, S. Biswas⁴, J.T. Blair¹¹⁹, D. Blau^{89,82}, M.B. Blidaru¹⁰⁸, C. Blume⁶⁸, G. Boca^{28,58}, F. Bock⁹⁷, A. Bogdanov⁹⁴, S. Boi²², J. Bok⁶¹, L. Boldizsár¹⁴⁶, A. Bolozdynya⁹⁴, M. Bombara³⁸, P.M. Bond³⁴, G. Bonomi^{141,58}, H. Borel¹³⁹, A. Borisso⁸², H. Bossi¹⁴⁷, E. Botta²⁴, L. Bratrud⁶⁸, P. Braun-Munzinger¹⁰⁸, M. Bregant¹²¹, M. Broz³⁷, G.E. Bruno^{107,33}, M.D. Buckland^{23,128}, D. Budnikov¹⁰⁹, H. Buesching⁶⁸, S. Bufalino³⁰, O. Bugnon¹¹⁵, P. Buhler¹¹⁴, Z. Buthelezi^{72,132}, J.B. Butt¹⁴, A. Bylinkin¹²⁷, S.A. Bysiak¹¹⁸, M. Cai^{27,7}, H. Caines¹⁴⁷, A. Caliva¹⁰⁸, E. Calvo Villar¹¹², J.M.M. Camacho¹²⁰, R.S. Camacho⁴⁵, P. Camerini²³, F.D.M. Canedo¹²¹, M. Carabas¹³⁵, F. Carnesecchi^{34,25}, R. Caron^{137,139}, J. Castillo Castellanos¹³⁹, E.A.R. Casula²², F. Catalano³⁰, C. Ceballos Sanchez⁷⁵, I. Chakaberia⁸⁰, P. Chakraborty⁴⁹, S. Chandra¹⁴², S. Chapeland³⁴, M. Chartier¹²⁸, S. Chattopadhyay¹⁴², S. Chattopadhyay¹¹⁰, T.G. Chavez⁴⁵, T. Cheng⁷, C. Cheshkov¹³⁷, B. Cheynis¹³⁷, V. Chibante Barroso³⁴, D.D. Chinellato¹²², S. Cho⁶¹, P. Chochula³⁴, P. Christakoglou⁹¹, C.H. Christensen⁹⁰, P. Christiansen⁸¹, T. Chujo¹³⁴, C. Cicalo⁵⁵, L. Cifarelli²⁵, F. Cindolo⁵⁴, M.R. Ciupek¹⁰⁸, G. Clai^{II,54}, J. Cleymans^{I,124}, F. Colamaria⁵³, J.S. Colburn¹¹¹, D. Colella^{53,107,33}, A. Collu⁸⁰, M. Colocci^{25,34}, M. Concas^{III,59}, G. Conesa Balbastre⁷⁹, Z. Conesa del Valle⁷⁸, G. Contin²³, J.G. Contreras³⁷, M.L. Coquet¹³⁹, T.M. Cormier⁹⁷, P. Cortese³¹, M.R. Cosentino¹²³, F. Costa³⁴, S. Costanza^{28,58}, P. Crochet¹³⁶, R. Cruz-Torres⁸⁰, E. Cuautle⁶⁹, P. Cui⁷, L. Cunqueiro⁹⁷, A. Dainese⁵⁷, M.C. Danisch¹⁰⁵, A. Danu⁶⁷, I. Das¹¹⁰, P. Das⁸⁷, P. Das⁴, S. Das⁴, S. Dash⁴⁹, A. De Caro²⁹, G. de Cataldo⁵³, L. De Cilladi²⁴, J. de Cuveland³⁹, A. De Falco²², D. De Gruttola²⁹, N. De Marco⁵⁹, C. De Martin²³, S. De Pasquale²⁹, S. Deb⁵⁰, H.F. Degenhardt¹²¹, K.R. Deja¹⁴³, R. Del Grande¹⁰⁶, L. Dello Stritto²⁹, W. Deng⁷, P. Dhankher¹⁹, D. Di Bari³³, A. Di Mauro³⁴, R.A. Diaz⁸, T. Dietel¹²⁴, Y. Ding^{137,7}, R. Divià³⁴, D.U. Dixit¹⁹, Ø. Djuvsland²¹, U. Dmitrieva⁶³, J. Do⁶¹, A. Dobrin⁶⁷, B. Dönigus⁶⁸, A.K. Dubey¹⁴², A. Dubla^{108,91}, S. Dudi¹⁰¹, P. Dupieux¹³⁶, M. Durkac¹¹⁷, N. Dzalaiova¹³, T.M. Eder¹⁴⁵, R.J. Ehlers⁹⁷, V.N. Eikeland²¹, F. Eisenhut⁶⁸, D. Elia⁵³, B. Erazmus¹¹⁵, F. Ercolessi²⁵, F. Erhardt¹⁰⁰, A. Erokhin¹¹³, M.R. Ersdal²¹, B. Espagnon⁷⁸, G. Eulisse³⁴, D. Evans¹¹¹, S. Evdokimov⁹², L. Fabbietti¹⁰⁶, M. Faggin²⁷, J. Faivre⁷⁹, F. Fan⁷, W. Fan⁸⁰, A. Fantoni⁵², M. Fasel⁹⁷, P. Fecchio³⁰, A. Feliciello⁵⁹, G. Feofilov¹¹³, A. Fernández Téllez⁴⁵, A. Ferrero¹³⁹, A. Ferretti²⁴, V.J.G. Feuillard¹⁰⁵, J. Figiel¹¹⁸, V. Filova³⁷, D. Finogeev⁶³, F.M. Fionda⁵⁵, G. Fiorenza³⁴, F. Flor¹²⁵, A.N. Flores¹¹⁹,

S. Foertsch⁷², S. Fokin⁸⁹, E. Fragiaco⁶⁰, E. Frajna¹⁴⁶, A. Francisco¹³⁶, U. Fuchs³⁴,
 N. Funicello²⁹, C. Furget⁷⁹, A. Furs⁶³, J.J. Gaardhøje⁹⁰, M. Gagliardi²⁴, A.M. Gago¹¹², A. Gal¹³⁸,
 C.D. Galvan¹²⁰, P. Ganoti⁸⁵, C. Garabatos¹⁰⁸, J.R.A. Garcia⁴⁵, E. Garcia-Solis¹⁰, K. Garg¹¹⁵,
 C. Gargiulo³⁴, A. Garibli⁸⁸, K. Garner¹⁴⁵, P. Gasik¹⁰⁸, E.F. Gauger¹¹⁹, A. Gautam¹²⁷, M.B. Gay
 Ducati⁷⁰, M. Germain¹¹⁵, S.K. Ghosh⁴, M. Giacalone²⁵, P. Gianotti⁵², P. Giubellino^{108,59},
 P. Giubilato²⁷, A.M.C. Glaenger¹³⁹, P. Glässel¹⁰⁵, E. Glimos¹³¹, D.J.Q. Goh⁸³, V. Gonzalez¹⁴⁴,
 L.H. González-Trueba⁷¹, S. Gorbunov³⁹, M. Gorgon², L. Görlich¹¹⁸, S. Gotovac³⁵, V. Grabski⁷¹,
 L.K. Graczykowski¹⁴³, L. Greiner⁸⁰, A. Grelli⁶², C. Grigoras³⁴, V. Grigoriev⁹⁴, S. Grigoryan^{75,1},
 F. Grosa^{34,59}, J.F. Grosse-Oetringhaus³⁴, R. Grosso¹⁰⁸, D. Grund³⁷, G.G. Guardiano¹²²,
 R. Guernane⁷⁹, M. Guilbaud¹¹⁵, K. Gulbrandsen⁹⁰, T. Gunji¹³³, W. Guo⁷, A. Gupta¹⁰²,
 R. Gupta¹⁰², S.P. Guzman⁴⁵, L. Gyulai¹⁴⁶, M.K. Habib¹⁰⁸, C. Hadjidakis⁷⁸, H. Hamagaki⁸³,
 M. Hamid⁷, R. Hannigan¹¹⁹, M.R. Haque¹⁴³, A. Harlenderova¹⁰⁸, J.W. Harris¹⁴⁷, A. Harton¹⁰,
 J.A. Hasenbichler³⁴, H. Hassan⁹⁷, D. Hatzifotiadou⁵⁴, P. Hauer⁴³, L.B. Havener¹⁴⁷,
 S.T. Heckel¹⁰⁶, E. Hellbär¹⁰⁸, H. Helstrup³⁶, T. Herman³⁷, G. Herrera Corral⁹, F. Herrmann¹⁴⁵,
 K.F. Hetland³⁶, H. Hillemanns³⁴, C. Hills¹²⁸, B. Hippolyte¹³⁸, B. Hofman⁶², B. Hohlweger⁹¹,
 J. Honeremann¹⁴⁵, G.H. Hong¹⁴⁸, D. Horak³⁷, S. Hornung¹⁰⁸, A. Horzyk², R. Hosokawa¹⁵,
 Y. Hou⁷, P. Hristov³⁴, C. Hughes¹³¹, P. Huhn⁶⁸, L.M. Huhta¹²⁶, C.V. Hulse⁷⁸, T.J. Humanic⁹⁸,
 H. Hushnud¹¹⁰, L.A. Husova¹⁴⁵, A. Hutson¹²⁵, J.P. Iddon^{34,128}, R. Ilkaev¹⁰⁹, H. Ilyas¹⁴,
 M. Inaba¹³⁴, G.M. Innocenti³⁴, M. Ippolitov⁸⁹, A. Isakov⁹⁶, T. Isidori¹²⁷, M.S. Islam¹¹⁰,
 M. Ivanov¹⁰⁸, V. Ivanov⁹⁹, V. Izucheev⁹², M. Jablonski², B. Jacak⁸⁰, N. Jacazio³⁴, P.M. Jacobs⁸⁰,
 S. Jadlovská¹¹⁷, J. Jadlovsky¹¹⁷, S. Jaelani⁶², C. Jahnke^{122,121}, M.J. Jakubowska¹⁴³,
 A. Jalotra¹⁰², M.A. Janik¹⁴³, T. Janson⁷⁴, M. Jercic¹⁰⁰, O. Jevons¹¹¹, A.A.P. Jimenez⁶⁹,
 F. Jonas^{97,145}, P.G. Jones¹¹¹, J.M. Jowett^{34,108}, J. Jung⁶⁸, M. Jung⁶⁸, A. Junique³⁴, A. Jusko¹¹¹,
 M.J. Kabus¹⁴³, J. Kaewjai¹¹⁶, P. Kalinak⁶⁴, A.S. Kalteyer¹⁰⁸, A. Kalweit³⁴, V. Kaplin⁹⁴,
 A. Karasu Uysal⁷⁷, D. Karatovic¹⁰⁰, O. Karavichev⁶³, T. Karavicheva⁶³, P. Karczmarczyk¹⁴³,
 E. Karpechev⁶³, V. Kashyap⁸⁷, A. Kazantsev⁸⁹, U. Keschull⁷⁴, R. Keidel⁴⁷, D.L.D. Keijdener⁶²,
 M. Keil³⁴, B. Ketzer⁴³, A.M. Khan⁷, S. Khan¹⁶, A. Khanzadeev⁹⁹, Y. Kharlov^{92,82}, A. Khatun¹⁶,
 A. Khuntia¹¹⁸, B. Kileng³⁶, B. Kim^{17,61}, C. Kim¹⁷, D.J. Kim¹²⁶, E.J. Kim⁷³, J. Kim¹⁴⁸,
 J.S. Kim⁴¹, J. Kim¹⁰⁵, J. Kim⁷³, M. Kim¹⁰⁵, S. Kim¹⁸, T. Kim¹⁴⁸, S. Kirsch⁶⁸, I. Kisel³⁹,
 S. Kiselev⁹³, A. Kisiel¹⁴³, J.P. Kitowski², J.L. Klay⁶, J. Klein³⁴, S. Klein⁸⁰, C. Klein-Bösing¹⁴⁵,
 M. Kleiner⁶⁸, T. Klemenz¹⁰⁶, A. Kluge³⁴, A.G. Knospe¹²⁵, C. Kobdaj¹¹⁶, T. Kollegger¹⁰⁸,
 A. Kondratyev⁷⁵, N. Kondratyeva⁹⁴, E. Kondratyuk⁹², J. König⁶⁸, S.A. Königstorfer¹⁰⁶,
 P.J. Konopka³⁴, G. Kornakov¹⁴³, S.D. Koryciak², A. Kotliarov⁹⁶, O. Kovalenko⁸⁶,
 V. Kovalenko¹¹³, M. Kowalski¹¹⁸, I. Králik⁶⁴, A. Kravčáková³⁸, L. Kreis¹⁰⁸, M. Krivda^{111,64},
 F. Krizek⁹⁶, K. Krizkova Gajdosova³⁷, M. Kroesen¹⁰⁵, M. Krüger⁶⁸, D.M. Krupova³⁷,
 E. Kryshen⁹⁹, M. Krzewicki³⁹, V. Kučera³⁴, C. Kuhn¹³⁸, P.G. Kuijer⁹¹, T. Kumaoka¹³⁴,
 D. Kumar¹⁴², L. Kumar¹⁰¹, N. Kumar¹⁰¹, S. Kundu³⁴, P. Kurashvili⁸⁶, A. Kurepin⁶³,
 A.B. Kurepin⁶³, A. Kuryakin¹⁰⁹, S. Kushpil⁹⁶, J. Kvapil¹¹¹, M.J. Kweon⁶¹, J.Y. Kwon⁶¹,
 Y. Kwon¹⁴⁸, S.L. La Pointe³⁹, P. La Rocca²⁶, Y.S. Lai⁸⁰, A. Lakrathok¹¹⁶, M. Lamanna³⁴,
 R. Langoy¹³⁰, P. Larionov^{34,52}, E. Laudi³⁴, L. Lautner^{34,106}, R. Lavicka^{114,37}, T. Lazareva¹¹³,
 R. Lea^{141,23,58}, J. Lehrbach³⁹, R.C. Lemmon⁹⁵, I. León Monzón¹²⁰, M.M. Lesch¹⁰⁶, E.D. Lesser¹⁹,
 M. Lettrich^{34,106}, P. Lévai¹⁴⁶, X. Li¹¹, X.L. Li⁷, J. Lien¹³⁰, R. Lietava¹¹¹, B. Lim¹⁷, S.H. Lim¹⁷,
 V. Lindenstruth³⁹, A. Lindner⁴⁸, C. Lippmann¹⁰⁸, A. Liu¹⁹, D.H. Liu⁷, J. Liu¹²⁸, I.M. Lofnes²¹,
 V. Loginov⁹⁴, C. Loizides⁹⁷, P. Loncar³⁵, J.A. Lopez¹⁰⁵, X. Lopez¹³⁶, E. López Torres⁸,
 J.R. Luhder¹⁴⁵, M. Lunardon²⁷, G. Luparello⁶⁰, Y.G. Ma⁴⁰, A. Maevskaya⁶³, M. Mager³⁴,
 T. Mahmoud⁴³, A. Maire¹³⁸, M. Malaev⁹⁹, N.M. Malik¹⁰², Q.W. Malik²⁰, S.K. Malik¹⁰²,
 L. Malinina^{IV,75}, D. Mal'Kevich⁹³, D. Mallick⁸⁷, N. Mallick⁵⁰, G. Mandaglio^{32,56}, V. Manko⁸⁹,
 F. Manso¹³⁶, V. Manzari⁵³, Y. Mao⁷, G.V. Margagliotti²³, A. Margotti⁵⁴, A. Marín¹⁰⁸,

C. Markert¹¹⁹, M. Marquard⁶⁸, N.A. Martin¹⁰⁵, P. Martinengo³⁴, J.L. Martinez¹²⁵,
 M.I. Martínez⁴⁵, G. Martínez García¹¹⁵, S. Masciocchi¹⁰⁸, M. Masera²⁴, A. Masoni⁵⁵,
 L. Massacrier⁷⁸, A. Mastroserio^{140,53}, A.M. Mathis¹⁰⁶, O. Matonoha⁸¹, P.F.T. Matuoka¹²¹,
 A. Matyja¹¹⁸, C. Mayer¹¹⁸, A.L. Mazuecos³⁴, F. Mazzaschi²⁴, M. Mazzilli³⁴, J.E. Mdhului¹³²,
 A.F. Mechler⁶⁸, Y. Melikyan⁶³, A. Menchaca-Rocha⁷¹, E. Meninno^{114,29}, A.S. Menon¹²⁵,
 M. Meres¹³, S. Mhlanga^{124,72}, Y. Miake¹³⁴, L. Micheletti⁵⁹, L.C. Migliorin¹³⁷, D.L. Mihaylov¹⁰⁶,
 K. Mikhaylov^{75,93}, A.N. Mishra¹⁴⁶, D. Miśkowiec¹⁰⁸, A. Modak⁴, A.P. Mohanty⁶², B. Mohanty⁸⁷,
 M. Mohisin Khan^{V,16}, M.A. Molander⁴⁴, Z. Moravcova⁹⁰, C. Mordasini¹⁰⁶, D.A. Moreira De
 Godoy¹⁴⁵, I. Morozov⁶³, A. Morsch³⁴, T. Mrnjavac³⁴, V. Muccifora⁵², E. Mudnic³⁵,
 D. Mühlheim¹⁴⁵, S. Muhuri¹⁴², J.D. Mulligan⁸⁰, A. Mulliri²², M.G. Munhoz¹²¹, R.H. Munzer⁶⁸,
 H. Murakami¹³³, S. Murray¹²⁴, L. Musa³⁴, J. Musinsky⁶⁴, J.W. Myrcha¹⁴³, B. Naik¹³², R. Nair⁸⁶,
 B.K. Nandi⁴⁹, R. Nania⁵⁴, E. Nappi⁵³, A.F. Nassirpour⁸¹, A. Nath¹⁰⁵, C. Natrass¹³¹,
 A. Neagu²⁰, A. Negru¹³⁵, L. Nellen⁶⁹, S.V. Nesbo³⁶, G. Neskovic³⁹, D. Nesterov¹¹³,
 B.S. Nielsen⁹⁰, E.G. Nielsen⁹⁰, S. Nikolaev⁸⁹, S. Nikulin⁸⁹, V. Nikulin⁹⁹, F. Noferini⁵⁴, S. Noh¹²,
 P. Nomokonov⁷⁵, J. Norman¹²⁸, N. Novitzky¹³⁴, P. Nowakowski¹⁴³, A. Nyanin⁸⁹, J. Nystrand²¹,
 M. Ogino⁸³, A. Ohlson⁸¹, V.A. Okorokov⁹⁴, J. Oleniacz¹⁴³, A.C. Oliveira Da Silva¹³¹,
 M.H. Oliver¹⁴⁷, A. Onnerstad¹²⁶, C. Oppedisano⁵⁹, A. Ortiz Velasquez⁶⁹, T. Osako⁴⁶,
 A. Oskarsson⁸¹, J. Otwinowski¹¹⁸, M. Oya⁴⁶, K. Oyama⁸³, Y. Pachmayer¹⁰⁵, S. Padhan⁴⁹,
 D. Pagano^{141,58}, G. Paic⁶⁹, A. Palasciano⁵³, S. Panebianco¹³⁹, J. Park⁶¹, J.E. Parkkila¹²⁶,
 S.P. Pathak¹²⁵, R.N. Patra^{102,34}, B. Paul²², H. Pei⁷, T. Peitzmann⁶², X. Peng⁷, L.G. Pereira⁷⁰,
 H. Pereira Da Costa¹³⁹, D. Peresunko^{89,82}, G.M. Perez⁸, S. Perrin¹³⁹, Y. Pestov⁵, V. Petráček³⁷,
 V. Petrov¹¹³, M. Petrovici⁴⁸, R.P. Pezzi^{115,70}, S. Piano⁶⁰, M. Pikna¹³, P. Pillot¹¹⁵,
 O. Pinazza^{54,34}, L. Pinsky¹²⁵, C. Pinto²⁶, S. Pisano⁵², M. Płoskon⁸⁰, M. Planinic¹⁰⁰,
 F. Pliquett⁶⁸, M.G. Poghosyan⁹⁷, B. Polichtchouk⁹², S. Politano³⁰, N. Poljak¹⁰⁰, A. Pop⁴⁸,
 S. Porteboeuf-Houssais¹³⁶, J. Porter⁸⁰, V. Pozdniakov⁷⁵, S.K. Prasad⁴, R. Preghenella⁵⁴,
 F. Prino⁵⁹, C.A. Pruneau¹⁴⁴, I. Pshenichnov⁶³, M. Puccio³⁴, S. Qiu⁹¹, L. Quaglia²⁴,
 R.E. Quishpe¹²⁵, S. Ragoni¹¹¹, A. Rakotozafindrabe¹³⁹, L. Ramello³¹, F. Rami¹³⁸,
 S.A.R. Ramirez⁴⁵, T.A. Rancien⁷⁹, R. Raniwala¹⁰³, S. Raniwala¹⁰³, S.S. Räsänen⁴⁴, R. Rath⁵⁰,
 I. Ravasenga⁹¹, K.F. Read^{97,131}, A.R. Redelbach³⁹, K. Redlich^{VI,86}, A. Rehman²¹, P. Reichelt⁶⁸,
 F. Reidt³⁴, H.A. Reme-ness³⁶, Z. Rescakova³⁸, K. Reygers¹⁰⁵, A. Riabov⁹⁹, V. Riabov⁹⁹,
 T. Richert⁸¹, M. Richter²⁰, W. Riegler³⁴, F. Riggi²⁶, C. Ristea⁶⁷, M. Rodríguez Cahuantzi⁴⁵,
 K. Røed²⁰, R. Rogalev⁹², E. Rogochaya⁷⁵, T.S. Rogoschinski⁶⁸, D. Rohr³⁴, D. Röhrich²¹,
 P.F. Rojas⁴⁵, S. Rojas Torres³⁷, P.S. Rokita¹⁴³, F. Ronchetti⁵², A. Rosano^{32,56}, E.D. Rosas⁶⁹,
 A. Rossi⁵⁷, A. Roy⁵⁰, P. Roy¹¹⁰, S. Roy⁴⁹, N. Rubini²⁵, O.V. Rueda⁸¹, D. Ruggiano¹⁴³, R. Rui²³,
 B. Rumyantsev⁷⁵, P.G. Russek², R. Russo⁹¹, A. Rustamov⁸⁸, E. Ryabinkin⁸⁹, Y. Ryabov⁹⁹,
 A. Rybicki¹¹⁸, H. Rytönen¹²⁶, W. Rzesza¹⁴³, O.A.M. Saarimaki⁴⁴, R. Sadek¹¹⁵, S. Sadovskiy⁹²,
 J. Saetre²¹, K. Šafařík³⁷, S.K. Saha¹⁴², S. Saha⁸⁷, B. Sahoo⁴⁹, P. Sahoo⁴⁹, R. Sahoo⁵⁰, S. Sahoo⁶⁵,
 D. Sahu⁵⁰, P.K. Sahu⁶⁵, J. Saini¹⁴², S. Sakai¹³⁴, M.P. Salvan¹⁰⁸, S. Sambyal¹⁰², T.B. Saramela¹²¹,
 D. Sarkar¹⁴⁴, N. Sarkar¹⁴², P. Sarma⁴², V.M. Sarti¹⁰⁶, M.H.P. Sas¹⁴⁷, J. Schambach⁹⁷,
 H.S. Scheid⁶⁸, C. Schiaua⁴⁸, R. Schicker¹⁰⁵, A. Schmah¹⁰⁵, C. Schmidt¹⁰⁸, H.R. Schmidt¹⁰⁴,
 M.O. Schmidt^{34,105}, M. Schmidt¹⁰⁴, N.V. Schmidt^{97,68}, A.R. Schmier¹³¹, R. Schotter¹³⁸,
 J. Schukraft³⁴, K. Schwarz¹⁰⁸, K. Schweda¹⁰⁸, G. Scioli²⁵, E. Scomparin⁵⁹, J.E. Seger¹⁵,
 Y. Sekiguchi¹³³, D. Sekihata¹³³, I. Selyuzhenkov^{108,94}, S. Senyukov¹³⁸, J.J. Seo⁶¹,
 D. Serebryakov⁶³, L. Šerkšnyte¹⁰⁶, A. Sevcenco⁶⁷, T.J. Shaba⁷², A. Shabanov⁶³, A. Shabetai¹¹⁵,
 R. Shahoyan³⁴, W. Shaikh¹¹⁰, A. Shangaraev⁹², A. Sharma¹⁰¹, H. Sharma¹¹⁸, M. Sharma¹⁰²,
 N. Sharma¹⁰¹, S. Sharma¹⁰², U. Sharma¹⁰², A. Shatat⁷⁸, O. Sheibani¹²⁵, K. Shigaki⁴⁶,
 M. Shimomura⁸⁴, S. Shirinkin⁹³, Q. Shou⁴⁰, Y. Sibiriak⁸⁹, S. Siddhanta⁵⁵, T. Siemiarczuk⁸⁶,
 T.F. Silva¹²¹, D. Silvermyr⁸¹, T. Simantathammakul¹¹⁶, G. Simonetti³⁴, B. Singh¹⁰⁶, R. Singh⁸⁷,

R. Singh¹⁰², R. Singh⁵⁰, V.K. Singh¹⁴², V. Singhal¹⁴², T. Sinha¹¹⁰, B. Sitar¹³, M. Sitta³¹, T.B. Skaali²⁰, G. Skorodumovs¹⁰⁵, M. Slupecki⁴⁴, N. Smirnov¹⁴⁷, R.J.M. Snellings⁶², C. Soncco¹¹², J. Song¹²⁵, A. Songmoolnak¹¹⁶, F. Soramel²⁷, S. Sorensen¹³¹, I. Sputowska¹¹⁸, J. Stachel¹⁰⁵, I. Stan⁶⁷, P.J. Steffanic¹³¹, S.F. Stiefelmaier¹⁰⁵, D. Stocco¹¹⁵, I. Storehaug²⁰, M.M. Storetvedt³⁶, P. Stratmann¹⁴⁵, S. Strazzi²⁵, C.P. Stylianidis⁹¹, A.A.P. Suaide¹²¹, C. Suire⁷⁸, M. Sukhanov⁶³, M. Suljic³⁴, R. Sultanov⁹³, V. Sumberia¹⁰², S. Sumowidagdo⁵¹, S. Swain⁶⁵, A. Szabo¹³, I. Szarka¹³, U. Tabassam¹⁴, S.F. Taghavi¹⁰⁶, G. Taillepied^{108,136}, J. Takahashi¹²², G.J. Tambave²¹, S. Tang^{136,7}, Z. Tang¹²⁹, J.D. Tapia Takaki^{VII,127}, N. Tapus¹³⁵, M.G. Tarzila⁴⁸, A. Tauro³⁴, G. Tejada Muñoz⁴⁵, A. Telesca³⁴, L. Terlizzi²⁴, C. Terrevoli¹²⁵, G. Tersimonov³, D. Thakur⁵⁰, S. Thakur¹⁴², D. Thomas¹¹⁹, R. Tieulent¹³⁷, A. Tikhonov⁶³, A.R. Timmins¹²⁵, M. Tkacik¹¹⁷, A. Toia⁶⁸, N. Topilskaya⁶³, M. Toppi⁵², F. Torales-Acosta¹⁹, T. Tork⁷⁸, A.G. Torres Ramos³³, A. Trifiro^{32,56}, A.S. Triolo³², S. Tripathy^{54,69}, T. Tripathy⁴⁹, S. Trogolo^{34,27}, V. Trubnikov³, W.H. Trzaska¹²⁶, T.P. Trzcinski¹⁴³, A. Tumkin¹⁰⁹, R. Turrisi⁵⁷, T.S. Tveter²⁰, K. Ullaland²¹, A. Uras¹³⁷, M. Urioni^{58,141}, G.L. Usai²², M. Vala³⁸, N. Valle²⁸, S. Vallero⁵⁹, L.V.R. van Doremalen⁶², M. van Leeuwen⁹¹, P. Vande Vyvre³⁴, D. Varga¹⁴⁶, Z. Varga¹⁴⁶, M. Varga-Kofarago¹⁴⁶, M. Vasileiou⁸⁵, A. Vasiliev⁸⁹, O. Vázquez Doce^{52,106}, V. Vechernin¹¹³, A. Velure²¹, E. Vercellin²⁴, S. Vergara Limón⁴⁵, L. Vermunt⁶², R. Vértesi¹⁴⁶, M. Verweij⁶², L. Vickovic³⁵, Z. Vilakazi¹³², O. Villalobos Baillie¹¹¹, G. Vino⁵³, A. Vinogradov⁸⁹, T. Virgili²⁹, V. Vislavicius⁹⁰, A. Vodopyanov⁷⁵, B. Volkel^{34,105}, M.A. Völkl¹⁰⁵, K. Voloshin⁹³, S.A. Voloshin¹⁴⁴, G. Volpe³³, B. von Haller³⁴, I. Vorobyev¹⁰⁶, N. Vozniuk⁶³, J. Vrláková³⁸, B. Wagner²¹, C. Wang⁴⁰, D. Wang⁴⁰, M. Weber¹¹⁴, R.J.G.V. Weelden⁹¹, A. Wegrzynek³⁴, S.C. Wenzel³⁴, J.P. Wessels¹⁴⁵, S.L. Weyhmiller¹⁴⁷, J. Wiechula⁶⁸, J. Wikne²⁰, G. Wilk⁸⁶, J. Wilkinson¹⁰⁸, G.A. Willems¹⁴⁵, B. Windelband¹⁰⁵, M. Winn¹³⁹, W.E. Witt¹³¹, J.R. Wright¹¹⁹, W. Wu⁴⁰, Y. Wu¹²⁹, R. Xu⁷, A.K. Yadav¹⁴², S. Yalcin⁷⁷, Y. Yamaguchi⁴⁶, K. Yamakawa⁴⁶, S. Yang²¹, S. Yano⁴⁶, Z. Yin⁷, I.-K. Yoo¹⁷, J.H. Yoon⁶¹, S. Yuan²¹, A. Yuncu¹⁰⁵, V. Zaccolo²³, C. Zampolli³⁴, H.J.C. Zanoli⁶², F. Zanone¹⁰⁵, N. Zardoshti³⁴, A. Zarochentsev¹¹³, P. Závada⁶⁶, N. Zaviyalov¹⁰⁹, M. Zhalov⁹⁹, B. Zhang⁷, S. Zhang⁴⁰, X. Zhang⁷, Y. Zhang¹²⁹, V. Zhrebchevskii¹¹³, Y. Zhi¹¹, N. Zhigareva⁹³, D. Zhou⁷, Y. Zhou⁹⁰, J. Zhu^{108,7}, Y. Zhu⁷, G. Zinovjev^{1,3}, N. Zurlo^{141,58}

Affiliation notes

^I Deceased

^{II} Also at: Italian National Agency for New Technologies, Energy and Sustainable Economic Development (ENEA), Bologna, Italy

^{III} Also at: Dipartimento DET del Politecnico di Torino, Turin, Italy

^{IV} Also at: M.V. Lomonosov Moscow State University, D.V. Skobeltsyn Institute of Nuclear Physics, Moscow, Russia

^V Also at: Department of Applied Physics, Aligarh Muslim University, Aligarh, India

^{VI} Also at: Institute of Theoretical Physics, University of Wrocław, Poland

^{VII} Also at: University of Kansas, Lawrence, Kansas, United States

Collaboration Institutes

¹ A.I. Alikhanyan National Science Laboratory (Yerevan Physics Institute) Foundation, Yerevan, Armenia

² AGH University of Science and Technology, Cracow, Poland

³ Bogolyubov Institute for Theoretical Physics, National Academy of Sciences of Ukraine, Kiev, Ukraine

- ⁴ Bose Institute, Department of Physics and Centre for Astroparticle Physics and Space Science (CAPSS), Kolkata, India
- ⁵ Budker Institute for Nuclear Physics, Novosibirsk, Russia
- ⁶ California Polytechnic State University, San Luis Obispo, California, United States
- ⁷ Central China Normal University, Wuhan, China
- ⁸ Centro de Aplicaciones Tecnológicas y Desarrollo Nuclear (CEADEN), Havana, Cuba
- ⁹ Centro de Investigación y de Estudios Avanzados (CINVESTAV), Mexico City and Mérida, Mexico
- ¹⁰ Chicago State University, Chicago, Illinois, United States
- ¹¹ China Institute of Atomic Energy, Beijing, China
- ¹² Chungbuk National University, Cheongju, Republic of Korea
- ¹³ Comenius University Bratislava, Faculty of Mathematics, Physics and Informatics, Bratislava, Slovakia
- ¹⁴ COMSATS University Islamabad, Islamabad, Pakistan
- ¹⁵ Creighton University, Omaha, Nebraska, United States
- ¹⁶ Department of Physics, Aligarh Muslim University, Aligarh, India
- ¹⁷ Department of Physics, Pusan National University, Pusan, Republic of Korea
- ¹⁸ Department of Physics, Sejong University, Seoul, Republic of Korea
- ¹⁹ Department of Physics, University of California, Berkeley, California, United States
- ²⁰ Department of Physics, University of Oslo, Oslo, Norway
- ²¹ Department of Physics and Technology, University of Bergen, Bergen, Norway
- ²² Dipartimento di Fisica dell'Università and Sezione INFN, Cagliari, Italy
- ²³ Dipartimento di Fisica dell'Università and Sezione INFN, Trieste, Italy
- ²⁴ Dipartimento di Fisica dell'Università and Sezione INFN, Turin, Italy
- ²⁵ Dipartimento di Fisica e Astronomia dell'Università and Sezione INFN, Bologna, Italy
- ²⁶ Dipartimento di Fisica e Astronomia dell'Università and Sezione INFN, Catania, Italy
- ²⁷ Dipartimento di Fisica e Astronomia dell'Università and Sezione INFN, Padova, Italy
- ²⁸ Dipartimento di Fisica e Nucleare e Teorica, Università di Pavia, Pavia, Italy
- ²⁹ Dipartimento di Fisica 'E.R. Caianiello' dell'Università and Gruppo Collegato INFN, Salerno, Italy
- ³⁰ Dipartimento DISAT del Politecnico and Sezione INFN, Turin, Italy
- ³¹ Dipartimento di Scienze e Innovazione Tecnologica dell'Università del Piemonte Orientale and INFN Sezione di Torino, Alessandria, Italy
- ³² Dipartimento di Scienze MIFT, Università di Messina, Messina, Italy
- ³³ Dipartimento Interateneo di Fisica 'M. Merlin' and Sezione INFN, Bari, Italy
- ³⁴ European Organization for Nuclear Research (CERN), Geneva, Switzerland
- ³⁵ Faculty of Electrical Engineering, Mechanical Engineering and Naval Architecture, University of Split, Split, Croatia
- ³⁶ Faculty of Engineering and Science, Western Norway University of Applied Sciences, Bergen, Norway
- ³⁷ Faculty of Nuclear Sciences and Physical Engineering, Czech Technical University in Prague, Prague, Czech Republic
- ³⁸ Faculty of Science, P.J. Šafárik University, Košice, Slovakia
- ³⁹ Frankfurt Institute for Advanced Studies, Johann Wolfgang Goethe-Universität Frankfurt, Frankfurt, Germany
- ⁴⁰ Fudan University, Shanghai, China
- ⁴¹ Gangneung-Wonju National University, Gangneung, Republic of Korea
- ⁴² Gauhati University, Department of Physics, Guwahati, India

- ⁴³ Helmholtz-Institut für Strahlen- und Kernphysik, Rheinische Friedrich-Wilhelms-Universität Bonn, Bonn, Germany
- ⁴⁴ Helsinki Institute of Physics (HIP), Helsinki, Finland
- ⁴⁵ High Energy Physics Group, Universidad Autónoma de Puebla, Puebla, Mexico
- ⁴⁶ Hiroshima University, Hiroshima, Japan
- ⁴⁷ Hochschule Worms, Zentrum für Technologietransfer und Telekommunikation (ZTT), Worms, Germany
- ⁴⁸ Horia Hulubei National Institute of Physics and Nuclear Engineering, Bucharest, Romania
- ⁴⁹ Indian Institute of Technology Bombay (IIT), Mumbai, India
- ⁵⁰ Indian Institute of Technology Indore, Indore, India
- ⁵¹ Indonesian Institute of Sciences, Jakarta, Indonesia
- ⁵² INFN, Laboratori Nazionali di Frascati, Frascati, Italy
- ⁵³ INFN, Sezione di Bari, Bari, Italy
- ⁵⁴ INFN, Sezione di Bologna, Bologna, Italy
- ⁵⁵ INFN, Sezione di Cagliari, Cagliari, Italy
- ⁵⁶ INFN, Sezione di Catania, Catania, Italy
- ⁵⁷ INFN, Sezione di Padova, Padova, Italy
- ⁵⁸ INFN, Sezione di Pavia, Pavia, Italy
- ⁵⁹ INFN, Sezione di Torino, Turin, Italy
- ⁶⁰ INFN, Sezione di Trieste, Trieste, Italy
- ⁶¹ Inha University, Incheon, Republic of Korea
- ⁶² Institute for Gravitational and Subatomic Physics (GRASP), Utrecht University/Nikhef, Utrecht, Netherlands
- ⁶³ Institute for Nuclear Research, Academy of Sciences, Moscow, Russia
- ⁶⁴ Institute of Experimental Physics, Slovak Academy of Sciences, Košice, Slovakia
- ⁶⁵ Institute of Physics, Homi Bhabha National Institute, Bhubaneswar, India
- ⁶⁶ Institute of Physics of the Czech Academy of Sciences, Prague, Czech Republic
- ⁶⁷ Institute of Space Science (ISS), Bucharest, Romania
- ⁶⁸ Institut für Kernphysik, Johann Wolfgang Goethe-Universität Frankfurt, Frankfurt, Germany
- ⁶⁹ Instituto de Ciencias Nucleares, Universidad Nacional Autónoma de México, Mexico City, Mexico
- ⁷⁰ Instituto de Física, Universidade Federal do Rio Grande do Sul (UFRGS), Porto Alegre, Brazil
- ⁷¹ Instituto de Física, Universidad Nacional Autónoma de México, Mexico City, Mexico
- ⁷² iThemba LABS, National Research Foundation, Somerset West, South Africa
- ⁷³ Jeonbuk National University, Jeonju, Republic of Korea
- ⁷⁴ Johann-Wolfgang-Goethe Universität Frankfurt Institut für Informatik, Fachbereich Informatik und Mathematik, Frankfurt, Germany
- ⁷⁵ Joint Institute for Nuclear Research (JINR), Dubna, Russia
- ⁷⁶ Korea Institute of Science and Technology Information, Daejeon, Republic of Korea
- ⁷⁷ KTO Karatay University, Konya, Turkey
- ⁷⁸ Laboratoire de Physique des 2 Infinis, Irène Joliot-Curie, Orsay, France
- ⁷⁹ Laboratoire de Physique Subatomique et de Cosmologie, Université Grenoble-Alpes, CNRS-IN2P3, Grenoble, France
- ⁸⁰ Lawrence Berkeley National Laboratory, Berkeley, California, United States
- ⁸¹ Lund University Department of Physics, Division of Particle Physics, Lund, Sweden
- ⁸² Moscow Institute for Physics and Technology, Moscow, Russia
- ⁸³ Nagasaki Institute of Applied Science, Nagasaki, Japan
- ⁸⁴ Nara Women's University (NWU), Nara, Japan

- ⁸⁵ National and Kapodistrian University of Athens, School of Science, Department of Physics , Athens, Greece
- ⁸⁶ National Centre for Nuclear Research, Warsaw, Poland
- ⁸⁷ National Institute of Science Education and Research, Homi Bhabha National Institute, Jatni, India
- ⁸⁸ National Nuclear Research Center, Baku, Azerbaijan
- ⁸⁹ National Research Centre Kurchatov Institute, Moscow, Russia
- ⁹⁰ Niels Bohr Institute, University of Copenhagen, Copenhagen, Denmark
- ⁹¹ Nikhef, National institute for subatomic physics, Amsterdam, Netherlands
- ⁹² NRC Kurchatov Institute IHEP, Protvino, Russia
- ⁹³ NRC «Kurchatov»Institute - ITEP, Moscow, Russia
- ⁹⁴ NRNU Moscow Engineering Physics Institute, Moscow, Russia
- ⁹⁵ Nuclear Physics Group, STFC Daresbury Laboratory, Daresbury, United Kingdom
- ⁹⁶ Nuclear Physics Institute of the Czech Academy of Sciences, Řež u Prahy, Czech Republic
- ⁹⁷ Oak Ridge National Laboratory, Oak Ridge, Tennessee, United States
- ⁹⁸ Ohio State University, Columbus, Ohio, United States
- ⁹⁹ Petersburg Nuclear Physics Institute, Gatchina, Russia
- ¹⁰⁰ Physics department, Faculty of science, University of Zagreb, Zagreb, Croatia
- ¹⁰¹ Physics Department, Panjab University, Chandigarh, India
- ¹⁰² Physics Department, University of Jammu, Jammu, India
- ¹⁰³ Physics Department, University of Rajasthan, Jaipur, India
- ¹⁰⁴ Physikalisches Institut, Eberhard-Karls-Universität Tübingen, Tübingen, Germany
- ¹⁰⁵ Physikalisches Institut, Ruprecht-Karls-Universität Heidelberg, Heidelberg, Germany
- ¹⁰⁶ Physik Department, Technische Universität München, Munich, Germany
- ¹⁰⁷ Politecnico di Bari and Sezione INFN, Bari, Italy
- ¹⁰⁸ Research Division and ExtreMe Matter Institute EMMI, GSI Helmholtzzentrum für Schwerionenforschung GmbH, Darmstadt, Germany
- ¹⁰⁹ Russian Federal Nuclear Center (VNIIEF), Sarov, Russia
- ¹¹⁰ Saha Institute of Nuclear Physics, Homi Bhabha National Institute, Kolkata, India
- ¹¹¹ School of Physics and Astronomy, University of Birmingham, Birmingham, United Kingdom
- ¹¹² Sección Física, Departamento de Ciencias, Pontificia Universidad Católica del Perú, Lima, Peru
- ¹¹³ St. Petersburg State University, St. Petersburg, Russia
- ¹¹⁴ Stefan Meyer Institut für Subatomare Physik (SMI), Vienna, Austria
- ¹¹⁵ SUBATECH, IMT Atlantique, Université de Nantes, CNRS-IN2P3, Nantes, France
- ¹¹⁶ Suranaree University of Technology, Nakhon Ratchasima, Thailand
- ¹¹⁷ Technical University of Košice, Košice, Slovakia
- ¹¹⁸ The Henryk Niewodniczanski Institute of Nuclear Physics, Polish Academy of Sciences, Cracow, Poland
- ¹¹⁹ The University of Texas at Austin, Austin, Texas, United States
- ¹²⁰ Universidad Autónoma de Sinaloa, Culiacán, Mexico
- ¹²¹ Universidade de São Paulo (USP), São Paulo, Brazil
- ¹²² Universidade Estadual de Campinas (UNICAMP), Campinas, Brazil
- ¹²³ Universidade Federal do ABC, Santo Andre, Brazil
- ¹²⁴ University of Cape Town, Cape Town, South Africa
- ¹²⁵ University of Houston, Houston, Texas, United States
- ¹²⁶ University of Jyväskylä, Jyväskylä, Finland
- ¹²⁷ University of Kansas, Lawrence, Kansas, United States

- ¹²⁸ University of Liverpool, Liverpool, United Kingdom
¹²⁹ University of Science and Technology of China, Hefei, China
¹³⁰ University of South-Eastern Norway, Tonsberg, Norway
¹³¹ University of Tennessee, Knoxville, Tennessee, United States
¹³² University of the Witwatersrand, Johannesburg, South Africa
¹³³ University of Tokyo, Tokyo, Japan
¹³⁴ University of Tsukuba, Tsukuba, Japan
¹³⁵ University Politehnica of Bucharest, Bucharest, Romania
¹³⁶ Université Clermont Auvergne, CNRS/IN2P3, LPC, Clermont-Ferrand, France
¹³⁷ Université de Lyon, CNRS/IN2P3, Institut de Physique des 2 Infinis de Lyon, Lyon, France
¹³⁸ Université de Strasbourg, CNRS, IPHC UMR 7178, F-67000 Strasbourg, France, Strasbourg, France
¹³⁹ Université Paris-Saclay Centre d'Etudes de Saclay (CEA), IRFU, Département de Physique Nucléaire (DPhN), Saclay, France
¹⁴⁰ Università degli Studi di Foggia, Foggia, Italy
¹⁴¹ Università di Brescia, Brescia, Italy
¹⁴² Variable Energy Cyclotron Centre, Homi Bhabha National Institute, Kolkata, India
¹⁴³ Warsaw University of Technology, Warsaw, Poland
¹⁴⁴ Wayne State University, Detroit, Michigan, United States
¹⁴⁵ Westfälische Wilhelms-Universität Münster, Institut für Kernphysik, Münster, Germany
¹⁴⁶ Wigner Research Centre for Physics, Budapest, Hungary
¹⁴⁷ Yale University, New Haven, Connecticut, United States
¹⁴⁸ Yonsei University, Seoul, Republic of Korea