

3D multiphysics transient modeling of vertical Ge-on-Si pin waveguide photodetectors

Original

3D multiphysics transient modeling of vertical Ge-on-Si pin waveguide photodetectors / Alasio, Matteo; Franco, Paolo; Tibaldi, Alberto; Bertazzi, Francesco; Namnabat, Soha; Adams, Donald; Gothoskar, Prakash; Masini, Gianlorenzo; Forghieri, Fabrizio; Ghione, Giovanni; Goano, Michele. - ELETTRONICO. - 2022 International Conference on Numerical Simulation of Optoelectronic Devices (NUSOD):(2022), pp. 5-6. (Intervento presentato al convegno 2022 International Conference on Numerical Simulation of Optoelectronic Devices (NUSOD) tenutosi a Torino, Italia nel 12-16 settembre 2022) [10.1109/NUSOD54938.2022.9894739].

Availability:

This version is available at: 11583/2971775 since: 2022-09-27T09:42:21Z

Publisher:

IEEE

Published

DOI:10.1109/NUSOD54938.2022.9894739

Terms of use:

This article is made available under terms and conditions as specified in the corresponding bibliographic description in the repository

Publisher copyright

IEEE postprint/Author's Accepted Manuscript

©2022 IEEE. Personal use of this material is permitted. Permission from IEEE must be obtained for all other uses, in any current or future media, including reprinting/republishing this material for advertising or promotional purposes, creating new collecting works, for resale or lists, or reuse of any copyrighted component of this work in other works.

(Article begins on next page)

3D multiphysics transient modeling of vertical Ge-on-Si *pin* waveguide photodetectors

Matteo G. C. Alasio*, Paolo Franco*, Alberto Tibaldi*[†], Francesco Bertazzi*, Soha Namnabat[‡], Donald Adams[‡], Prakash Gothoskar[‡], Gianlorenzo Masini[‡], Fabrizio Forghieri[‡], Giovanni Ghione*, and Michele Goano*[†]

* Dipartimento di Elettronica e Telecomunicazioni, Politecnico di Torino, Corso Duca degli Abruzzi 24, 10129 Torino, Italy

[†] IEIIT-CNR, Corso Duca degli Abruzzi 24, 10129 Torino, Italy

[‡] Cisco Systems, 7540 Windsor Drive, Suite 412, Allentown, PA 18195, USA

E-mail: michele.goano@polito.it

Abstract—We report transient simulations of Ge-on-Si vertical *pin* waveguide photodetectors (WPDs), where the optical generation term used by the time-domain model is the FDTD solution of the electromagnetic problem treated as a spatially-distributed pulsed signal. This approach, validated against experimental measurements of the frequency response, paves the way to future studies of the dynamic response of WPDs, enabling the description of complex modulation schemes including saturation effects and current tails due to slow carriers.

I. INTRODUCTION

Ge-on-Si waveguide photodetectors (WPDs) are mature, fundamental components in silicon photonics [1], [2]. State-of-the-art multiphysics WPD simulations provide static solutions to the transport problem [3], [4] and small-signal device analysis [5]. This work proposes a large-signal description of WPDs based on a time-domain multiphysics model. The present approach is demonstrated on the vertical *pin* WPD structure whose cross section is shown in Fig. 1, and is validated against both an electro-optic small-signal model and measurements at low input optical power performed by Cisco Systems. Table I reports the significant geometrical quantities of two devices under study, whose main difference is the lateral extension of the implanted region under the Ge contact, varying from 3 μm of Device 1 to 3.5 μm of Device 2.

II. MODEL

The workflow of the time-domain model is summarized in Fig. 2. The FDTD solution of the optical problem is used as a spatially-distributed time-dependent optical generation term in the transport problem. This approximation is valid since the

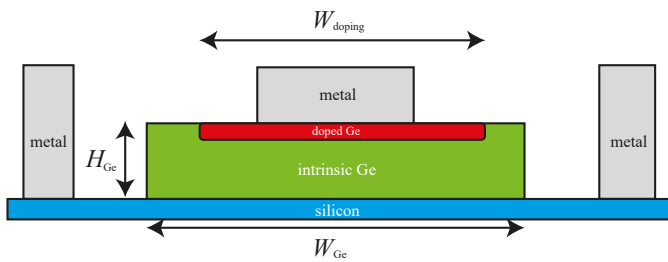


Fig. 1. 2D transverse cross section of the 3D photodetector geometry. The length of the devices is 15 μm .

TABLE I
WPD GEOMETRY.

	W_{Ge}	H_{Ge}	W_{doping}
Device 1	4 μm	0.8 μm	3 μm
Device 2	4 μm	0.8 μm	3.5 μm

propagation length of the light in the complete 15 μm -long WPD is in the order of 50 fs.

The time evolution of the solution of the transport problem is described through the continuity equations [6], [7]:

$$\nabla \cdot \vec{J}_n = q(R_n - G_n) + q \frac{\partial n}{\partial t}, \quad (1)$$

$$-\nabla \cdot \vec{J}_p = q(R_p - G_p) + q \frac{\partial p}{\partial t}, \quad (2)$$

where \vec{J}_n and \vec{J}_p are the electron and hole current densities, and R_n , R_p , G_n , G_p are the electron and hole recombination and generation rates, respectively.

The tool used for the simulation is Synopsys Sentaurus Device [8]. The time-integration scheme is based on the implicit discretization of the continuity equations (1)–(2) with a composite trapezoidal rule / backward differentiation formula (TR-BDF2) [9]–[11].

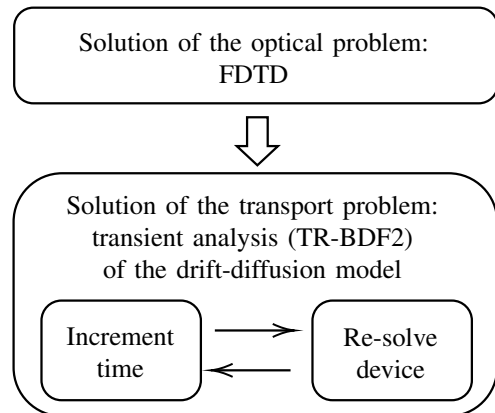


Fig. 2. Block diagram of the time simulation process. The solution of the electromagnetic problem is used as a spatially-distributed time-dependent optical generation rate in the transport problem.

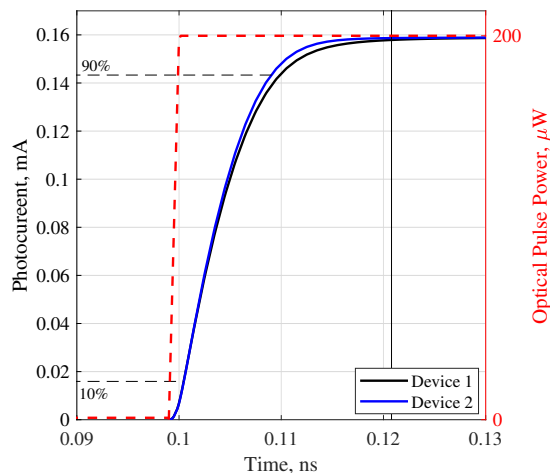


Fig. 3. Transient simulations performed with a reverse bias voltage of -2 V.

III. RESULTS AND CONCLUSIONS

The solutions of the transient simulation for the devices under study are reported in Fig. 3. The optical pulse has a power measured at the beginning of the detector of $200 \mu\text{W}$, starting at 0.1 ns. This signal power is compatible with the 0 dBm optical power measured at the laser output, assuming -7 dBm for coupling and waveguide losses. The calculated photocurrent rise time from 10% to 90% is 9.43 ps for Device 1 and 8.58 ps for Device 2.¹ These values correspond to electro-optic cutoff frequencies of a single-pole transfer function of 37.1 GHz and 40.7 GHz, respectively. These results can be compared with the small-signal electro-optic simulations and experimental data [5] reported in Fig. 4. Measurements and simulations show a -3 dB cutoff frequency between 37 GHz and 37.5 GHz for Device 1, between 41 GHz and 41.5 GHz for Device 2. The device with a wider Ge implanted region presents a faster electro-optic frequency response, as demonstrated both by simulations (transient and small-signal) and by measurements. The difference between the electro-optic response obtained with the transient and the small-signal simulations is minimal. However, since small-signal simulations are inherently limited to the cyclostationary steady state, they cannot account for effects related to slower carriers, that can be studied starting from current tails.

In conclusion, despite their much higher computational cost, transient simulations have been shown to offer a significant, and still largely unexplored, potential contribution to the field of WPD modeling and optimization.

IV. ACKNOWLEDGMENTS

This work was supported in part by Cisco Systems, Inc., under the Sponsored Research Agreement STACCATO.

¹The calculated rise time in the WPDs under study is compatible with the theoretical transit time $t_{\text{transit}} = H_{\text{Ge}}/v_{\text{sat}} \approx 11$ ps, evaluated as the ratio between the thickness of the intrinsic Ge absorption layer $H_{\text{Ge}} \approx 0.8 \mu\text{m}$ and the carrier saturation velocity $v_{\text{sat}} \approx 7 \times 10^6 \text{ cm s}^{-1}$ [12]. This may lead to an equivalent description of the saturation velocity of these devices.

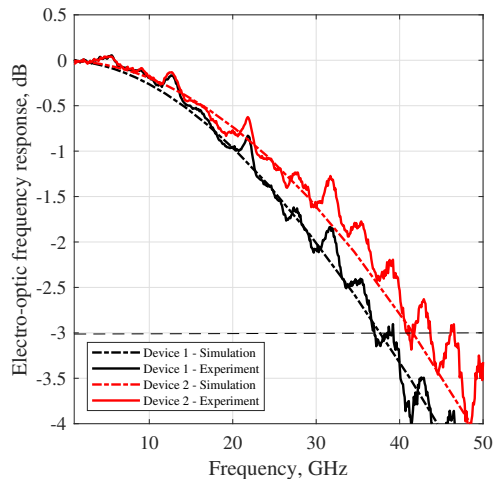


Fig. 4. Measurements and simulations of the electro-optic frequency response of the two devices considered, performed at a bias of -2 V and a laser power of 0 dBm.

REFERENCES

- [1] D. Benedikovic, L. Viro, G. Aubin, J.-M. Hartmann, F. Amar, X. Le Roux, C. Alonso-Ramos, E. Cassan, D. Marris-Morini, J.-M. Fédéli, *et al.*, “Silicon–germanium receivers for short-wave-infrared optoelectronics and communications,” *Nanophoton.*, vol. 10, pp. 1059–1079, Dec. 2020.
- [2] J. Liu, S. Cristoloveanu, and J. Wan, “A review on the recent progress of silicon-on-insulator-based photodetectors,” *Phys. Status Solidi A*, vol. 218, p. 2000751, July 2021.
- [3] M. M. P. Fard, G. Cowan, and O. Liboiron-Ladouceur, “Responsivity optimization of a high-speed germanium-on-silicon photodetector,” *Opt. Express*, vol. 24, pp. 27738–27752, Nov. 2016.
- [4] A. Palmieri, A. Shafiee, M. G. C. Alasio, A. Tibaldi, G. Ghione, F. Bertazzi, M. Goano, and M. Vallone, “Enhanced dynamic properties of Ge-on-Si mode-evolution waveguide photodetectors,” in *20th International Conference on Numerical Simulation of Optoelectronic Devices (NUSOD 2020)*, (online), pp. 27–28, Sept. 2020.
- [5] M. G. C. Alasio, M. Goano, A. Tibaldi, F. Bertazzi, S. Namnabat, D. Adams, P. Gothoskar, F. Forghieri, G. Ghione, and M. Vallone, “Bias effects on the electro-optic response of Ge-on-Si waveguide photodetectors,” in *IEEE Photonics Conference*, (online), Oct. 2021.
- [6] S. Selberherr, *Analysis and Simulation of Semiconductor Devices*. Wien: Springer-Verlag, 1984.
- [7] F. Bertazzi, M. Goano, G. Ghione, A. Tibaldi, P. Debernardi, and E. Bellotti, “Electron transport,” in *Handbook of Optoelectronic Device Modeling and Simulation* (J. Piprek, ed.), ch. 2, pp. 35–80, Boca Raton, FL: CRC Press, 2017.
- [8] Synopsys, Inc., Mountain View, CA, *Sentaurus Device User Guide. Version N-2017.09*, Sept. 2017.
- [9] R. E. Bank, W. M. Coughran, W. Fichtner, E. H. Grosse, D. J. Rose, and R. Kent Smith, “Transient simulation of silicon devices and circuits,” *IEEE Trans. Computer-Aided Design*, vol. CAD-4, no. 4, pp. 436–451, 1985.
- [10] M. E. Hosea and L. F. Shampine, “Analysis and implementation of TR-BDF2,” *Applied Numerical Mathematics*, vol. 20, no. 1-2, pp. 21–37, 1996.
- [11] G. Ghione and A. Benvenuti, “Discretization schemes for high-frequency semiconductor device models,” *IEEE Trans. Antennas Propagation*, vol. 45, pp. 443–456, Mar. 1997.
- [12] R. Quay, C. Moglestue, V. Palankovski, and S. Selberherr, “A temperature dependent model for the saturation velocity in semiconductor materials,” *Mater. Sci. Semicond. Processing*, vol. 3, no. 1–2, pp. 149–155, 2000.