

Integrazione tra luoghi del lavoro e territorio: progettazione di itinerari ciclabili a connessione di stabilimenti industriali

Original

Integrazione tra luoghi del lavoro e territorio: progettazione di itinerari ciclabili a connessione di stabilimenti industriali / Vancetti, Roberto; Filippi, Elena; Galdi, Francesca. - ELETTRONICO. - (2019), pp. 1060-1069. (Intervento presentato al convegno Ingegno e costruzione nell'epoca della complessità - Forma urbana e individualità architettonica tenutosi a Torino nel 25/09/2019 - 27/09/2019).

Availability:

This version is available at: 11583/2782534 since: 2020-01-20T12:02:59Z

Publisher:

Politecnico di Torino

Published

DOI:

Terms of use:

This article is made available under terms and conditions as specified in the corresponding bibliographic description in the repository

Publisher copyright

(Article begins on next page)

The Mixed Virtual Element Method on curved edges in two dimensions

Franco Dassi* Alessio Fumagalli† Davide Losapio†
Stefano Scialò◇ Anna Scotti † Giuseppe Vacca*

July 28, 2020

Abstract

In this work, we propose an extension of the mixed Virtual Element Method (VEM) for bi-dimensional computational grids with curvilinear edge elements. The approximation by means of rectilinear edges of a domain with curvilinear geometrical feature, such as a portion of domain boundary or an internal interface, may introduce a geometrical error that degrades the expected order of convergence of the scheme. In the present work a suitable VEM approximation space is proposed to consistently handle curvilinear geometrical objects, thus recovering optimal convergence rates. The resulting numerical scheme is presented along with its theoretical analysis and several numerical test cases to validate the proposed approach.

1 Introduction

The present work proposes an extension of the Mixed Virtual Element method for meshes with elements having curved edges, for bi-dimensional elliptic problems in mixed form. The method allows to handle domains with curved boundaries, or domains with embedded curved interfaces, or even with mesh elements having all curved edges.

Mixed methods are well suited for the discretization of vector field in $H(\text{div})$. Classes of mixed methods, in addition to the here considered Mixed Virtual Element Methods (MVEM) [4] are the well known Raviart-Thomas (RT) [32, 33, 2, 12] and Brezzi-Douglas-Marini (BDM) [17, 31, 16, 12] finite element schemes.

*Dipartimento di Matematica e Applicazioni, Università degli Studi di Milano Bicocca, Via Roberto Cozzi 55 - 20125 Milano, Italy. franco.dassi@unimib.it
giuseppe.vacca@unimib.it

† MOX - Dipartimento di Matematica, Politecnico di Milano, via Bonardi 9, 20133 Milano, Italy davide.losapio@polimi.it alessio.fumagalli@polimi.it anna.scotti@polimi.it

◇ Dipartimento di Scienze Matematiche, Politecnico di Torino, Corso Duca degli Abruzzi 24, 10129 Torino, Italy stefano.scialo@polito.it

Dealing with curved boundaries/interfaces for approximation degrees greater than one has some pitfalls. Indeed, as the polynomial accuracy increases, the geometrical error due to the approximation of curved boundaries or interfaces via piece-wise linear edges dominates the numerical error of the scheme, thus bounding the convergence rate.

Curved edge discretizations have been investigated in the virtual element framework for the first time in [6] where an elliptic bi-dimensional problem in primal formulation is considered. The proposed approach is based on standard virtual elements (VEM) and it is well suited for problems where the computational domain is characterized by fixed curved boundaries or interfaces. After this pioneering work, other strategies have been proposed to extend the VEM to curved edge elements. In [11], for example, the authors keep the standard definition of VEM spaces and suggest properly modified bi-linear forms to take into account elements with curved boundaries. In [7] the virtual element space proposed by [6] is modified to contain polynomials. Such extension is crucial to preserve convergence rates when the mesh element diameter decreases while boundary curvature remains fixed.

Other important classes of methods have been developed to handle curved edges: isogeometric analysis [27, 3, 30], non-affine isoparametric elements [19, 34, 28] and also Mimetic Finite Differences [15] or Hybrid High Order schemes [13].

The main advantage of VEM based approaches for curved edge elements lies in the possibility of exactly reproducing the curved interface or domain boundary without introducing any geometrical approximation, provided a suitable parametric description of the curve is available. The use of mixed discretizations, further, is particularly well suited for problems where local mass conservation is of paramount importance. These features, combined with the great flexibility of VEM make the proposed approach particularly well suited for single or multi-phase flow problems in heterogeneous porous media, with or without the presence of fractures, for the analysis of absorbing materials, or composite materials, or materials with inclusions of arbitrary shapes. Indeed, these applications are characterized by complex domains with arbitrary shape interfaces, or multiple intersecting interfaces, and coefficients with strong variations. Examples of applications of the MVEM with rectilinear edge meshes can be found, e.g. in [5, 9, 24, 23, 10, 25, 21, 20, 8, 26].

Here the MVEM is extended to curved edge elements following the approach proposed in [6]. Concerning the choice of the degrees of freedom, the proposed scheme can be seen as a generalization of RT elements to order $k \geq 0$ to curved edges. Moreover, the new scheme is an extension to the curved case of the classical virtual mixed spaces. Indeed, when the domain has no curved boundaries or interfaces, the proposed virtual spaces boil down to the spaces defined in [4, 5], with a slightly different choice of the degrees of freedom, that is particularly suited for curved elements.

The paper is organized as follows. In Section 2 we discuss some technical details as notations, mathematical model and hypothesis on curved edges. In Section 3 we present the mesh assumptions, introduce the discrete spaces, with the associated set of degrees of freedom and define the discrete bilinear forms,

then we present the discrete problem. In Section 4 we analyse the theoretical properties of the proposed method: we introduce the Fortin operator, we establish the discrete inf-sup condition and provide the interpolation estimate for the curved MVEM. Then we prove the stability bounds for the associated discrete bilinear form. At the end of this section we recover the optimal order of convergence of the present method. In Section 5 we provide some experiments to give numerical evidence of the behaviour of the proposed scheme. Finally, Section 6 is devoted to conclusion.

2 Notations and Preliminaries

Throughout the paper, we will follow the usual notation for Sobolev spaces and norms as in [1]. Hence, for a bounded domain ω , the norms in the spaces $W_p^s(\omega)$ and $L^p(\omega)$ are denoted by $\|\cdot\|_{W_p^s(\omega)}$ and $\|\cdot\|_{L^p(\omega)}$ respectively. Norm and seminorm in $H^s(\omega)$ are denoted respectively by $\|\cdot\|_{s,\omega}$ and $|\cdot|_{s,\omega}$, while $(\cdot, \cdot)_\omega$ and $\|\cdot\|_\omega$ denote the L^2 -inner product and the L^2 -norm (the subscript ω may be omitted when ω is the whole computational domain Ω). Moreover with a usual notation, the symbols ∇ , Δ denote the gradient and Laplacian for scalar functions, while div denotes the divergence for vector fields. Furthermore, for a scalar function ψ and a vector field $\mathbf{v} = (v_1, v_2)$ we set

$$\mathbf{rot} \psi := \left(\frac{\partial \psi}{\partial y}, -\frac{\partial \psi}{\partial x} \right)^\top, \quad \mathbf{rot} \mathbf{v} := \frac{\partial v_2}{\partial x} - \frac{\partial v_1}{\partial y}.$$

Finally we recall the following well known functional spaces which will be useful in the sequel

$$\begin{aligned} H(\text{div}, \omega) &:= \{ \mathbf{v} \in [L^2(\omega)]^2 : \text{div} \mathbf{v} \in L^2(\omega) \}, \\ H(\text{rot}, \omega) &:= \{ \mathbf{v} \in [L^2(\omega)]^2 : \text{rot} \mathbf{v} \in L^2(\omega) \}. \end{aligned}$$

2.1 Mathematical model

We consider a (curved) domain $\Omega \subset \mathbb{R}^2$ with Lipschitz continuous boundary and external unit normal \mathbf{n} . The boundary of Ω named $\partial\Omega$ is divided into two parts $\partial_e\Omega$ and $\partial_n\Omega$ such that $\overline{\partial\Omega} = \overline{\partial_e\Omega} \cup \overline{\partial_n\Omega}$ and $\partial_e\Omega \cap \partial_n\Omega = \emptyset$. For simplicity, we assume that $\partial_n\Omega \neq \emptyset$.

For a positive definite tensor κ , a positive real number μ , and a scalar source f , the following problem is set in Ω :

Problem 1 (Model problem). *Find (\mathbf{q}, p) such that*

$$\begin{cases} \mu \mathbf{q} + \kappa \nabla p = \mathbf{0} \\ \text{div} \mathbf{q} + f = 0 \end{cases} \quad \text{in } \Omega, \quad (1a)$$

supplied with the following boundary conditions

$$\begin{cases} p = \bar{p} & \text{on } \partial_n \Omega, \\ \mathbf{q} \cdot \mathbf{n} = \bar{q} & \text{on } \partial_e \Omega. \end{cases} \quad (1b)$$

This problem describes, for example, the pressure p and the Darcy velocity \mathbf{q} of a single phase fluid in a porous medium, characterized by a permeability tensor κ , a fluid dynamic viscosity μ , and fluid sinks/sources f . In the following we assume null \bar{q} , otherwise a lifting technique should be considered. Before introducing the weak problem associated to Problem 1, we fix the following notation

$$\mathbf{V} := \{\mathbf{v} \in H(\operatorname{div}, \Omega) \mid \mathbf{v} \cdot \mathbf{n} = 0 \text{ on } \partial_e \Omega\} \quad \text{and} \quad Q := L^2(\Omega),$$

equipped with natural inner products and induced norms. The spaces \mathbf{V} and Q , with their structures, are thus Sobolev spaces. In the previous definition of \mathbf{V} the condition on the essential part of $\partial \Omega$ can be detailed as:

$$\langle \mathbf{v} \cdot \mathbf{n}, w \rangle = 0 \quad \forall w \in H_{00}^{\frac{1}{2}}(\partial_e \Omega)$$

where $\langle \cdot, \cdot \rangle$ is the duality pair from $H^{-\frac{1}{2}}(\partial_e \Omega)$ to $H_{00}^{\frac{1}{2}}(\partial_e \Omega)$. See [12] for more details.

We introduce now the weak formulation of Problem 1. The procedure is rather standard and leads to the definition of the following forms

$$\begin{aligned} a(\cdot, \cdot): \mathbf{V} \times \mathbf{V} &\rightarrow \mathbb{R} & a(\mathbf{u}, \mathbf{v}) &:= (\mu \kappa^{-1} \mathbf{u}, \mathbf{v})_{\Omega} & \forall (\mathbf{u}, \mathbf{v}) \in \mathbf{V} \times \mathbf{V} \\ b(\cdot, \cdot): \mathbf{V} \times Q &\rightarrow \mathbb{R} & b(\mathbf{u}, v) &:= -(\operatorname{div} \mathbf{u}, v)_{\Omega} & \forall (\mathbf{u}, v) \in \mathbf{V} \times Q. \end{aligned} \quad (2)$$

We have furthermore assumed that $\kappa \in [L^\infty(\Omega)]^{2 \times 2}$, $\mu \in L^\infty(\Omega)$ and it exists $\mu_0 > 0$ such that $\mu \geq \mu_0$. Linear functionals associated to given data are defined as

$$\begin{aligned} G(\cdot): \mathbf{V} &\rightarrow \mathbb{R} & G(\mathbf{v}) &:= -(\bar{p}, \mathbf{v} \cdot \mathbf{n})_{\partial_n \Omega} & \forall \mathbf{v} \in \mathbf{V} \\ F(\cdot): Q &\rightarrow \mathbb{R} & F(v) &:= (f, v)_{\Omega} & \forall v \in Q, \end{aligned} \quad (3)$$

where the data have regularity $\bar{p} \in H_{00}^{\frac{1}{2}}(\partial_n \Omega)$, and $f \in L^2(\Omega)$. We can finally summarize the weak formulation of Problem 1 as the following.

Problem 2 (Weak problem). *Find the couple Darcy velocity and pressure $(\mathbf{q}, p) \in \mathbf{V} \times Q$ such that*

$$\begin{cases} a(\mathbf{q}, \mathbf{v}) + b(\mathbf{v}, p) = G(\mathbf{v}) & \forall \mathbf{v} \in \mathbf{V} \\ b(\mathbf{q}, v) = F(v) & \forall v \in Q. \end{cases} \quad (4)$$

The previous Problem is well posed (see for instance [12]).

2.2 Assumptions on the curved domains

Following the approach in [6], we here detail the assumption on the (curved) domain Ω . We consider a bounded Lipschitz domain Ω whose boundary $\partial\Omega$ is made up of a finite number of smooth curves $\{\Gamma_i\}_{i=1,\dots,N}$ that fit the boundary split into “essential” and “natural” part, i.e.,

$$\bigcup_{i=1}^{N_e} \Gamma_i = \partial_e \Omega \quad \text{and} \quad \bigcup_{i=N_e+1}^N \Gamma_i = \partial_n \Omega.$$

We assume that:

Assumption 1 (Boundary regularity). *We assume that each curve Γ_i of $\partial\Omega$ is sufficiently smooth, for instance we require that Γ_i is of class C^{m+1} with $m \geq 0$, i.e., there exists a given regular and invertible C^{m+1} -parametrization $\gamma_i: I_i \rightarrow \Gamma_i$ for $i = 1, \dots, N$, where $I_i := [a_i, b_i] \subset \mathbb{R}$ is a closed interval.*

Since all the parts Γ_i of $\partial\Omega$ will be treated in the same way, in the following we will drop the index i from all the involved maps and parameters, in order to obtain a lighter notation.

Remark 2.1 (Internal interfaces). *It is important to note that proposed approach is also valid for internal curved interfaces. However, to keep the presentation simple we assume only curved elements on the boundary, being its extension straightforward. Examples in Subsection 5.2 and 5.3 deal with internal interfaces.*

3 Mixed Virtual Elements on curved polygons

In this section, we define the virtual formulation of Problem 2. We first discuss the assumptions for the meshes on the curved domain Ω , then we introduce the space for the vector and scalar fields with the associated set of degrees of freedom. We discuss the computability of the L^2 -projection onto the polynomial space and define the approximated linear form.

3.1 Mesh assumptions

From now on, we will denote with E a general polygon having ℓ_e edges e , which may any number of curved edges. For each polygon E and each edge e of E we denote by $|E|$, h_E , $\mathbf{x}_E = (x_E, y_E)$ the measure, diameter and centroid of E , respectively. By h_e , \mathbf{x}_e we denote the length and midpoint of e , respectively. Furthermore, \mathbf{n}_E^e denotes the unit outward normal vector to e with respect to E , while \mathbf{n}_E is a generic outward normal of ∂E . We call \mathbf{n}^e a fixed unit normal vector which is normal to the edge e and $\sigma_{E,e} := \mathbf{n}_E^e \cdot \mathbf{n}^e = \pm 1$ (notice that \mathbf{n}^e does not depend on E).

Let Ω_h be a decomposition of Ω into general polygons E completed along $\partial\Omega$ by curved elements whose boundary contains an arc $\subset \partial\Omega$, where we define

$h := \sup_{E \in \Omega_h} h_E$, see [6]. We make two assumptions on the mesh elements: there exists a positive uniform constant ρ such that

Assumption 2 (Star-shaped). *Each element E in Ω_h is star-shaped with respect to a ball B_E of radius $\geq \rho h_E$.*

Assumption 3 (Edges comparable size). *For each element E in Ω_h , for any (possibly curved) edge e of E , it holds $h_e \geq \rho h_E$.*

We denote by \mathcal{E}_h the set of all the mesh edges divided into internal $\mathcal{E}_h^{\text{int}}$ and external $\mathcal{E}_h^{\text{ext}}$ edges; the latter is split into “essential edges” $\mathcal{E}_h^{\partial_e \Omega}$ and “natural edges” $\mathcal{E}_h^{\partial_n \Omega}$. For any $E \in \Omega_h$ we denote by \mathcal{E}_h^E the set of the edges of E . Finally the total number of edges (excluding the “essential edges” $\mathcal{E}_h^{\partial_e \Omega}$) and elements in the decomposition Ω_h are denoted by L_e and L_E , respectively.

With a slight abuse of notation, we define the following maps to deal with both straight and curved edges:

- for any curved edge $e \in \mathcal{E}_h$, we call $\gamma: \mathfrak{e} \subset I \rightarrow e$ the restriction of $\gamma: I \rightarrow \partial\Omega$ having image e ,
- for any straight edge $e \in \mathcal{E}_h$ with endpoints \mathbf{x}_{e_1} and \mathbf{x}_{e_2} , we denote by $\gamma: \mathfrak{e} := [0, h_e] \rightarrow e$ the standard affine map $\gamma(t) = \frac{t}{h_e}(\mathbf{x}_{e_2} - \mathbf{x}_{e_1}) + \mathbf{x}_{e_1}$.

Remark 3.1. *We notice that, since the parametrization $\gamma: I \rightarrow \partial\Omega$ is fixed once and for all, under Assumption 1, it follows that for any curved edge $e \in \mathcal{E}_h^E$, the length of the interval \mathfrak{e} is comparable with the diameter h_E of the element E , since $h_e = \int_{\mathfrak{e}} \|\gamma'(s)\| ds$ and $\gamma, \gamma^{-1} \in W^{1,\infty}$ are fixed. Moreover, since γ is fixed, when h approaches zero the straight segment e' whose endpoints are vertexes of e approaches the curved edge e . Therefore by Assumption 3, for sufficiently small h , the length h_e of the curved edge e is comparable with the diameter h_E .*

In the following the symbol \lesssim will denote a bound up to a generic positive constant, independent of the mesh size h , but which may depend on Ω , on the “polynomial” order k , on the parametrization γ in Assumption 1 and on the shape constant ρ in Assumptions 2 and 3.

3.2 Polynomial and mapped polynomial spaces

Using standard VEM notations, for $n \in \mathbb{N}$, $s \in \mathbb{R}^+$, and for any $E \in \Omega_h$, let us introduce the spaces:

- $\mathbb{P}_n(E)$ the set of polynomials on E of degree $\leq n$ (with $\mathbb{P}_{-1}(E) = \{0\}$),
- $\mathbb{P}_n(\Omega_h) := \{q \in L^2(\Omega_h) : q|_E \in \mathbb{P}_n(E) \forall E \in \Omega_h\}$,
- $H^s(\Omega_h) := \{v \in L^2(\Omega_h) : v|_E \in H^s(E) \forall E \in \Omega_h\}$ equipped with the broken norm and seminorm

$$\|v\|_{s,\Omega_h}^2 := \sum_{E \in \Omega_h} \|v\|_{s,E}^2, \quad |v|_{s,\Omega_h}^2 := \sum_{E \in \Omega_h} |v|_{s,E}^2,$$

and we define

$$\pi_n := \dim(\mathbb{P}_n(E)) = \frac{(n+1)(n+2)}{2}.$$

Notice that the following useful polynomial decomposition holds [4, 21]

$$[\mathbb{P}_n(E)]^2 = \nabla \mathbb{P}_{n+1}(E) \oplus \mathbf{x}^\perp \mathbb{P}_{n-1}(E) \quad (5)$$

where $\mathbf{x}^\perp := (y, -x)^T$.

Remark 3.2. Note that (5) implies that the operator rot is an isomorphism from $\mathbf{x}^\perp \mathbb{P}_{n-1}(E)$ to the whole $\mathbb{P}_{n-1}(E)$, i.e., for any $q_{n-1} \in \mathbb{P}_{n-1}(E)$ there exists a unique $p_{n-1} \in \mathbb{P}_{n-1}(E)$ such that $q_{n-1} = \text{rot}(\mathbf{x}^\perp p_{n-1})$.

A natural basis associated with the space $\mathbb{P}_n(E)$ is the set of normalized monomials

$$\mathcal{M}_n(E) := \left\{ \left(\frac{\mathbf{x} - \mathbf{x}_E}{h_E} \right)^\beta \text{ with } |\beta| \leq n \right\}$$

where β is a multi-index. Notice that $\|m\|_{L^\infty(E)} \leq 1$ for any $m \in \mathcal{M}_n(E)$. We extend the basis $\mathcal{M}_n(E)$ for vector valued polynomials $[\mathbb{P}_n(E)]^2$ defining

$$\mathcal{M}_n(E) := \{(m_r, 0)^\top, (0, m_s)^\top \text{ with } m_r, m_s \in \mathcal{M}_n(E)\}.$$

Let us now introduce the boundary space on the edge $e \in \mathcal{E}_h$. Following the same approach, for any interval $\mathfrak{e} \subset \mathbb{R}$ we denote by $\mathbb{P}_n(\mathfrak{e})$ the set of polynomials on \mathfrak{e} of degree $\leq n$ with the associated basis of normalized polynomials

$$\mathcal{M}_n(\mathfrak{e}) := \left\{ 1, \frac{x - x_\mathfrak{e}}{h_\mathfrak{e}}, \left(\frac{x - x_\mathfrak{e}}{h_\mathfrak{e}} \right)^2, \dots, \left(\frac{x - x_\mathfrak{e}}{h_\mathfrak{e}} \right)^n \right\},$$

again we notice that $\|m\|_{L^\infty(\mathfrak{e})} \leq 1$ for any $m \in \mathcal{M}_n(\mathfrak{e})$. For each edge $e \in \mathcal{E}_h$ we consider the following mapped polynomial and scaled monomial spaces

$$\begin{aligned} \widetilde{\mathbb{P}}_n(e) &:= \{\widetilde{q} = q \circ \gamma^{-1} : q \in \mathbb{P}_n(\mathfrak{e})\} \quad \text{and} \\ \widetilde{\mathcal{M}}_n(e) &:= \{\widetilde{m} = m \circ \gamma^{-1} : m \in \mathcal{M}_n(\mathfrak{e})\}, \end{aligned}$$

i.e., $\widetilde{\mathbb{P}}_n(e)$ is made of all functions that are polynomials with respect to the parametrization γ . It is important to note that the following property holds:

Property 1. For any edge $e \in \mathcal{E}_h^E$ we have $\mathbb{P}_n(E)|_e \subset \widetilde{\mathbb{P}}_n(e)$ if e is straight, or $\mathbb{P}_0(E)|_e \subset \widetilde{\mathbb{P}}_n(e)$ and $\mathbb{P}_i(E)|_e \not\subset \widetilde{\mathbb{P}}_n(e)$, for $i > 0$, if e is curved. The same considerations apply to $\widetilde{\mathcal{M}}_n$.

Finally the local L^2 -projection operator $\Pi_0^n : [L^2(E)]^2 \rightarrow [\mathbb{P}_n(E)]^2$ is defined as follows: given $\mathbf{w} \in [L^2(E)]^2$ we have

$$\int_E \Pi_0^n \mathbf{w} \cdot \mathbf{m} \, dE = \int_E \mathbf{w} \cdot \mathbf{m} \, dE \quad \forall \mathbf{m} \in \mathcal{M}_n(E). \quad (6)$$

With a slight abuse of notation, we denote by $\Pi_0^n: [L^2(\Omega)]^2 \rightarrow [\mathbb{P}_n(\Omega_h)]^2$ the projection onto the space of piecewise polynomials defined element-wise by $(\Pi_0^n \mathbf{w})|_E := \Pi_0^n(\mathbf{w}|_E)$ for all $E \in \Omega_h$. Similarly the L^2 -edge projection operator $\tilde{\Pi}_0^n: L^2(e) \rightarrow \tilde{\mathbb{P}}_n(e)$ is defined as follows: given $w \in L^2(e)$

$$\int_e \tilde{\Pi}_0^n w \tilde{m} \, de = \int_e w \tilde{m} \, de \quad \forall \tilde{m} \in \tilde{\mathcal{M}}_n(e). \quad (7)$$

3.3 Vector space

Let $k \geq 0$ be the polynomial degree of accuracy of the method. We proceed as in a standard virtual element fashion, i.e., we firstly define the virtual spaces element-wise then we globally glue them. We introduce the local virtual space on the curved element $E \in \Omega_h$:

$$\begin{aligned} \mathbf{V}_k(E) := \{ \mathbf{v} \in H(\operatorname{div}, E) \cap H(\operatorname{rot}, E) \quad : \quad & \mathbf{v} \cdot \mathbf{n}^e \in \tilde{\mathbb{P}}_k(e) \forall e \in \mathcal{E}_h^E, \\ & \operatorname{div} \mathbf{v} \in \mathbb{P}_k(E), \operatorname{rot} \mathbf{v} \in \mathbb{P}_{k-1}(E) \}. \end{aligned} \quad (8)$$

The definition above extends to the curved elements the “straight” mixed VEM space introduced in [4, 5] that is the VEM counterpart of the Raviart-Thomas spaces to more general element geometries. An element \mathbf{v} belonging to the space $\mathbf{V}_k(E)$ is well defined (assuming the compatibility condition of the divergence Theorem), but it is not a-priori specified in the internal part of E as done in the standard finite elements.

We have the following choice for the degrees of freedom.

Degrees of freedom 1 (DoFs for $\mathbf{V}_k(E)$). *The set of scaled degrees of freedom associated to the space $\mathbf{V}_k(E)$ are given for all $\mathbf{w} \in \mathbf{V}_k(E)$, by the linear operators \mathbf{D} split into three subsets:*

- \mathbf{D}_1 : the boundary moments

$$\mathbf{D}_1^{e,i}(\mathbf{w}) := \frac{1}{h_e} \int_e \mathbf{w} \cdot \mathbf{n}^e \tilde{m}_i \, de \quad \forall e \in \mathcal{E}_h^E, \forall \tilde{m}_i \in \tilde{\mathcal{M}}_k(e), i = 1, \dots, k+1;$$

- \mathbf{D}_2 : the element moments of the divergence

$$\mathbf{D}_2^j(\mathbf{w}) := \frac{h_E}{|E|} \int_E \operatorname{div} \mathbf{w} m_j \, dE \quad \forall m_j \in \mathcal{M}_k(E) \setminus \mathcal{M}_0(E), j = 2, \dots, \pi_k;$$

- \mathbf{D}_3 : the element moments

$$\mathbf{D}_3^l(\mathbf{w}) := \frac{1}{|E|} \int_E \mathbf{w} \cdot \mathbf{m}^\perp m_l \, dE \quad \forall m_l \in \mathcal{M}_{k-1}(E), l = 1, \dots, \pi_{k-1},$$

$$\text{where } \mathbf{m}^\perp := \left(\frac{(y - y_E)}{h_E}, -\frac{(x - x_E)}{h_E} \right).$$

The dimension of $\mathbf{V}_k(E)$ is given by

$$\dim(\mathbf{V}_k(E)) = \ell_e(k+1) + (\pi_k - 1) + \pi_{k-1}. \quad (9)$$

Remark 3.3. *The proof that the linear operators \mathbf{D}_1 , \mathbf{D}_2 and \mathbf{D}_3 constitute a set of DoFs for $\mathbf{V}_k(E)$ follows the same guidelines of Lemma 3.1, Lemma 3.2 and Theorem 3.1 in [4].*

Remark 3.4. *The set of DoFs \mathbf{D}_2 used in the present work is different from the one suggested in [4], where, instead, the moments*

$$\frac{h_E}{|E|} \int_E \mathbf{w} \cdot \nabla m_k \, dE \quad \forall m_k \in \mathcal{M}_k(E) \setminus \mathcal{M}_0(E).$$

are used. The choice proposed in the present work turns out to be particularly suited for curved elements as explained in Remark 4.1.

The global space is defined by gluing together all local spaces, which is thus set as

$$\mathbf{V}_k(\Omega_h) := \{\mathbf{v} \in \mathbf{V} : \mathbf{v}|_E \in \mathbf{V}_k(E) \, \forall E \in \Omega_h\}. \quad (10)$$

More specifically, we require that for any internal edge $e \in \mathcal{E}_h^E \cap \mathcal{E}_h^{E'}$

$$\mathbf{v}|_E \cdot \mathbf{n}_e^E + \mathbf{v}|_{E'} \cdot \mathbf{n}_e^{E'} = 0 \quad \forall \mathbf{v} \in \mathbf{V}_k(\Omega_h),$$

that is in accordance with the DoFs definition \mathbf{D}_1 . The dimension of $\mathbf{V}_k(\Omega_h)$ is thus given by

$$\dim(\mathbf{V}_k(\Omega_h)) = L_e(k+1) + (\pi_k - 1)L_E + \pi_{k-1}L_E, \quad (11)$$

where L_e and L_E are the number of edges and polygons in Ω_h , respectively.

3.4 Scalar space

The approximation of the continuous space Q is made of piecewise discontinuous polynomials in each element. The space $Q_k(\Omega_h) \subset Q$ belongs to the standard finite elements and its elements can be easily handled. Namely for $k \geq 0$, we have

$$Q_k(E) := \{v \in L^2(E) : v \in \mathbb{P}_k(E)\}.$$

For this space we consider the following DoFs

Degrees of freedom 2 (DoFs for $Q_k(E)$). *The internal scaled moments are the DoFs for $Q_k(E)$, i.e., for any $v \in Q_k(E)$ we consider*

- \mathbf{D}_Q : the element moments

$$\mathbf{D}_Q^r(v) := \frac{1}{|E|} \int_E v m_r \, dE \quad \forall m_r \in \mathcal{M}_k(E), r = 1, \dots, \pi_k.$$

We define the global discrete space as

$$Q_k(\Omega_h) := \{v \in Q : v|_E \in Q_k(E)\}. \quad (12)$$

Notice that by construction we have $\operatorname{div}(\mathbf{V}_k(\Omega_h)) = Q_k(\Omega_h)$.

3.5 Polynomial projector and discrete forms

As for the straight virtual spaces, a function $\mathbf{w} \in \mathbf{V}_k(E)$ is not known in closed form, however exploiting the DoFs values of \mathbf{w} we can compute some fundamental informations.

The polynomial $\mathbf{w} \cdot \mathbf{n}^e$ is computable We start by noticing that the normal component $\mathbf{w} \cdot \mathbf{n}^e$ is explicitly known for all $e \in \mathcal{E}_h^E$. Indeed, being $\mathbf{w} \cdot \mathbf{n}^e \in \widetilde{\mathbb{P}}_k(e)$, there exist $c_1, \dots, c_{k+1} \in \mathbb{R}$ such that

$$\mathbf{w} \cdot \mathbf{n}^e = \sum_{\rho=1}^{k+1} c_\rho \widetilde{m}_\rho = \sum_{\rho=1}^{k+1} c_\rho m_\rho \circ \gamma^{-1} \quad \text{with } \widetilde{m}_\rho \in \widetilde{\mathcal{M}}_k(e) \text{ and } m_\rho \in \mathcal{M}_k(\mathfrak{e}). \quad (13)$$

In order to compute the coefficients c_ρ we exploit the DoFs \mathbf{D}_1 :

$$\mathbf{D}_1^{e,i}(\mathbf{w}) = \frac{1}{h_e} \int_e \mathbf{w} \cdot \mathbf{n}^e \widetilde{m}_i \, d\mathfrak{e} = \sum_{\rho=1}^{k+1} \frac{c_\rho}{h_e} \int_e \widetilde{m}_\rho \widetilde{m}_i \, d\mathfrak{e} = \sum_{\rho=1}^{k+1} \frac{c_\rho}{h_e} \int_{\mathfrak{e}} m_\rho m_i \|\gamma'\| \, dt$$

for $i = 1, \dots, k+1$. Then it is possible to compute the coefficients c_ρ and thus the explicit expression of $\mathbf{w} \cdot \mathbf{n}^e$ for any edge $e \in \mathcal{E}_h^E$.

The polynomial $\operatorname{div} \mathbf{w}$ is computable In such framework we can explicitly compute $\operatorname{div} \mathbf{w}$ via \mathbf{D}_1 and \mathbf{D}_2 . Indeed, being $\operatorname{div} \mathbf{w} \in \mathbb{P}_k(E)$, there exist $d_1, \dots, d_{\pi_k} \in \mathbb{R}$ such that

$$\operatorname{div} \mathbf{w} = \sum_{\theta=1}^{\pi_k} d_\theta m_\theta \quad \text{with } m_\theta \in \mathcal{M}_k(E), \quad (14)$$

then it follows that

$$\frac{h_E}{|E|} \int_E \operatorname{div} \mathbf{w} m_j \, dE = \frac{h_E}{|E|} \sum_{\theta=1}^{\pi_k} d_\theta \int_E m_\theta m_j \, dE \quad \forall m_j \in \mathcal{M}_k(E), j = 1, \dots, \pi_k.$$

As before the right-hand side matrix is computable, whereas the left-hand side corresponds to the DoFs $\mathbf{D}_2^j(\mathbf{w})$ if $m_j \in \mathcal{M}_k(E) \setminus \mathcal{M}_0(E)$, for $j = 1$ we exploit the boundary information:

$$\frac{h_E}{|E|} \int_E \operatorname{div} \mathbf{w} \, dE = \frac{h_E}{|E|} \int_{\partial E} \mathbf{w} \cdot \mathbf{n}_E \, d\mathfrak{e} = \sum_{e \in \mathcal{E}_h^E} \sigma_{E,e} \frac{h_E h_e}{|E|} \frac{1}{h_e} \int_e \mathbf{w} \cdot \mathbf{n}^e \, d\mathfrak{e}$$

that, recalling Property 1, is a linear combination of DoFs $\mathbf{D}_1^{e,1}(\mathbf{w})$.

The projection Π_0^k is computable The computations above allow us to evaluate the projection $\Pi_0^k \mathbf{w}$ for all $\mathbf{w} \in \mathbf{V}_k(E)$. We consider first the following expansion on vector monomials

$$\Pi_0^k \mathbf{w} = \sum_{\xi=1}^{2\pi_k} w_\xi \mathbf{m}_\xi \quad \text{with } \mathbf{m}_\xi \in \mathcal{M}_k(E)$$

and then we use definition (6) to obtain

$$\int_E \mathbf{w} \cdot \mathbf{m}_s \, dE = \int_E \Pi_0^k \mathbf{w} \cdot \mathbf{m}_s \, dE = \sum_{\xi=1}^{2\pi_k} w_\xi \int_E \mathbf{m}_\xi \cdot \mathbf{m}_s \, dE$$

for all $\mathbf{m}_s \in \mathcal{M}_k(E)$, $s = 1, \dots, 2\pi_k$. Unfortunately, the first term involves a virtual function \mathbf{w} which makes it not computable as it is. To proceed, we can use the decomposition (5) of \mathbf{m}_s obtaining

$$\mathbf{m}_s = \nabla p_{k+1} + \sum_{l=1}^{\pi_{k-1}} g_l \mathbf{m}^\perp m_l$$

for a suitable polynomial $p_{k+1} \in \mathbb{P}_{k+1}(E) \setminus \mathbb{P}_0(E)$ and suitable coefficients $g_1, \dots, g_{\pi_{k-1}} \in \mathbb{R}$. Therefore integrating by parts, (13) and (14) yield

$$\begin{aligned} \int_E \mathbf{w} \cdot \mathbf{m}_s \, dE &= \int_E \mathbf{w} \cdot \nabla p_{k+1} \, dE + \sum_{l=1}^{\pi_{k-1}} g_l \int_E \mathbf{w} \cdot \mathbf{m}^\perp m_l \, dE \\ &= \int_{\partial E} \mathbf{w} \cdot \mathbf{n}_E p_{k+1} \, de - \int_E \operatorname{div} \mathbf{w} p_{k+1} \, dE + \sum_{l=1}^{\pi_{k-1}} g_l \int_E \mathbf{w} \cdot \mathbf{m}^\perp m_l \, dE \\ &= \sum_{e \in \mathcal{E}_h^E} \sigma_{E,e} \sum_{\rho=1}^{k+1} c_\rho \int_e \tilde{m}_\rho p_{k+1} \, de - \sum_{\theta=1}^{\pi_k} d_\theta \int_E m_\theta p_{k+1} \, dE + |E| \sum_{l=1}^{\pi_{k-1}} g_l D_3^l(\mathbf{w}) \end{aligned}$$

that is a computable expression.

Following a standard procedure, we define the computable discrete local form $a_k^E(\cdot, \cdot) : \mathbf{V}_k(E) \times \mathbf{V}_k(E) \rightarrow \mathbb{R}$, with $\mathbf{V}_k(E) := \mathbf{V}_k(E) + [\mathbb{P}_k(E)]^2$, given by

$$a_k^E(\mathbf{u}_h, \mathbf{v}_h) := \int_E \mu \kappa^{-1} \Pi_0^k \mathbf{u}_h \cdot \Pi_0^k \mathbf{v}_h \, dE + \nu(E) \mathcal{S}^E((I - \Pi_0^k) \mathbf{u}_h, (I - \Pi_0^k) \mathbf{v}_h) \quad (15)$$

for all $\mathbf{u}_h, \mathbf{v}_h \in \mathbf{V}_k(E)$. In the previous definition the term $\nu(E) \in \mathbb{R}$ is a cell-wise approximation of the physical parameters $\mu \kappa^{-1}$ and the stabilization form $\mathcal{S}^E(\cdot, \cdot) : \mathbf{V}_k(E) \times \mathbf{V}_k(E) \rightarrow \mathbb{R}$ is defined by

$$\mathcal{S}^E(\mathbf{u}_h, \mathbf{v}_h) := |E| \sum_{s=1}^{N_{\text{dof}}(E)} D^s(\mathbf{u}_h) D^s(\mathbf{v}_h)$$

that is

$$\begin{aligned} \mathcal{S}^E(\mathbf{u}_h, \mathbf{v}_h) &:= |E| \sum_{e \in \mathcal{E}_h^E} \sum_{i=1}^{k+1} D_1^{e,i}(\mathbf{u}_h) D_1^{e,i}(\mathbf{v}_h) + \\ &\quad + |E| \sum_{j=2}^{\pi_k} D_2^j(\mathbf{u}_h) D_2^j(\mathbf{v}_h) + |E| \sum_{l=1}^{\pi_{k-1}} D_3^l(\mathbf{u}_h) D_3^l(\mathbf{v}_h) \quad (16) \end{aligned}$$

for all $\mathbf{u}_h, \mathbf{v}_h \in \mathbf{V}_k(E)$, being $N_{\text{dof}}(E)$ the total number of DoFs on E . Since the global form is the sum of the local counterparts, we obtain $a_k(\cdot, \cdot): \mathbf{V}_k(\Omega_h) \times \mathbf{V}_k(\Omega_h) \rightarrow \mathbb{R}$ defined by

$$a_k(\mathbf{u}_h, \mathbf{v}_h) := \sum_{E \in \Omega_h} a_k^E(\mathbf{u}_h, \mathbf{v}_h) \quad \forall \mathbf{u}_h, \mathbf{v}_h \in \mathbf{V}_k(\Omega_h) \quad (17)$$

Remark 3.5 (On the space \mathbf{V}_k). *In the definition of the local discrete form a_k^E (15), we have considered the sum space $\mathbf{V}_k(E)$ for both of its entries. In fact, as reported in Property 1, the space $\mathbf{V}_k(E)$ may not contain all the polynomials up to degree k . However, in order to have the optimal rate of convergence for the proposed scheme, we need to verify the continuity of a_k^E on the sum space $\mathbf{V}_k(E)$ (cfr. Proposition 4.3).*

3.6 The discrete problem

Referring to the discrete spaces (10) and (12), the discrete form (17), the virtual element approximation of the Darcy equation is given by

Problem 3 (VEM problem). *Find the couple Darcy velocity and pressure $(\mathbf{q}_h, p_h) \in \mathbf{V}_k(\Omega_h) \times Q_k(\Omega_h)$ such that*

$$\begin{cases} a_k(\mathbf{q}_h, \mathbf{v}_h) + b(\mathbf{v}_h, p_h) = G(\mathbf{v}_h) & \forall \mathbf{v}_h \in \mathbf{V}_k(\Omega_h) \\ b(\mathbf{q}_h, \mathbf{v}_h) = F(\mathbf{v}_h) & \forall \mathbf{v}_h \in Q_k(\Omega_h). \end{cases} \quad (18)$$

Notice that since for any function $\mathbf{v}_h \in \mathbf{V}_k(\Omega_h)$ its divergence and its boundary values are explicitly known, we do not need to introduce any approximation for the form $b(\cdot, \cdot)$ and for the linear function $G(\cdot)$.

4 Theoretical analysis

In this section, we introduce an interpolation operator that allows us to show the inf-sup stability of the proposed scheme. After, the stability of the stabilization term is studied.

4.1 Interpolation and Inf-sup stability

We start by reviewing a classical approximation result for polynomials on star-shaped domains, see for instance [14].

Lemma 4.1 (Bramble-Hilbert). *Under Assumption 2, let $0 \leq s \leq k+1$. Then, referring to (6), for all $\mathbf{v} \in \mathbf{V} \cap H^s(\Omega_h)$ it holds*

$$\|\mathbf{v} - \Pi_0^k \mathbf{v}\|_{\Omega_h, 0} \lesssim h^s |\mathbf{v}|_{\Omega_h, s}.$$

Let us introduce the linear Fortin operator $\Pi_F^k: [H^1(\Omega)]^2 \rightarrow \mathbf{V}_k(\Omega_h)$ defined through the DoFs \mathbf{D}_1 , \mathbf{D}_2 and \mathbf{D}_3 . For $\mathbf{w} \in [H^1(\Omega)]^2$ and for all $e \in \mathcal{E}_h$ and $E \in \Omega_h$, we require the following three conditions

$$\int_e (\mathbf{w} - \Pi_F^k \mathbf{w}) \cdot \mathbf{n}^e \tilde{m}_i \, de = 0 \quad \forall \tilde{m}_i \in \widetilde{\mathcal{M}}_k(e), i = 1, \dots, k+1; \quad (19)$$

$$\int_E \operatorname{div}(\mathbf{w} - \Pi_F^k \mathbf{w}) m_j \, dE = 0 \quad \forall m_j \in \mathcal{M}_k(E) \setminus \mathcal{M}_0(E), j = 2, \dots, \pi_k; \quad (20)$$

$$\int_E (\mathbf{w} - \Pi_F^k \mathbf{w}) \cdot \mathbf{m}^\perp m_l \, dE = 0 \quad \forall m_l \in \mathcal{M}_{k-1}(E), l = 1, \dots, \pi_{k-1}. \quad (21)$$

The definition above easily implies that the following diagram

$$\begin{array}{ccccc} [H^1(\Omega)]^2 & \xrightarrow{\operatorname{div}} & Q & \xrightarrow{0} & 0 \\ \Pi_F^k \downarrow & & \Pi_0^k \downarrow & & \\ \mathbf{V}_k(\Omega_h) & \xrightarrow{\operatorname{div}} & Q_k(\Omega_h) & \xrightarrow{0} & 0 \end{array} \quad (22)$$

where 0 is the mapping that to every function associates the number 0, is a commutative map. In particular, we have the following property:

$$\operatorname{div}(\Pi_F^k \mathbf{w}) = \Pi_0^k \operatorname{div} \mathbf{w} \quad \forall \mathbf{w} \in [H^1(\Omega)]^2. \quad (23)$$

Indeed, since $\operatorname{div}(\Pi_F^k \mathbf{w}) \in Q_k(\Omega_h)$, by definition of Π_0^k , we need to verify that for all $E \in \Omega_h$

$$\int_E \operatorname{div}(\mathbf{w} - \Pi_F^k \mathbf{w}) m_j \, dE = 0 \quad \forall m_j \in \mathcal{M}_k(E), j = 1, \dots, \pi_k.$$

If $m_j \in \mathcal{M}_k(E) \setminus \mathcal{M}_0(E)$ it follows by (20), whereas if $j = 1$ by Property 1 and (19) we have

$$\begin{aligned} \int_E \operatorname{div}(\mathbf{w} - \Pi_F^k \mathbf{w}) \, dE &= \int_{\partial E} (\mathbf{w} - \Pi_F^k \mathbf{w}) \cdot \mathbf{n}_E \, de \\ &= \sum_{e \in \mathcal{E}_h^E} \sigma_{E,e} \int_e (\mathbf{w} - \Pi_F^k \mathbf{w}) \cdot \mathbf{n}^e \, de = 0. \end{aligned}$$

Remark 4.1. Notice that property (23) is strictly related to the DoFs \mathbf{D}_2 and the associated Fortin operator. With the choice of DoFs of Remark 3.4 and adopted for the “straight” MVEM [4] with the associated Fortin operator we have instead

$$\begin{aligned} \int_E \operatorname{div}(\mathbf{w} - \Pi_F^k \mathbf{w}) m_k \, dE &= - \int_E (\mathbf{w} - \Pi_F^k \mathbf{w}) \cdot \nabla m_k \, dE + \\ &\quad + \sum_{e \in \mathcal{E}_h} \sigma_{E,e} \int_e (\mathbf{w} - \Pi_F^k \mathbf{w}) \cdot \mathbf{n}^e m_k \, de. \end{aligned}$$

For a curved polygon E , the second term is not zero any more since, as observed in Property 1, the restriction of m_k on a curved edge e does not belong to $\mathbb{P}_k(e)$. Therefore the choice of \mathbf{D}_2 is particularly suited for curved polygons.

As a consequence of the above arguments we have the following results: the first one deals with the approximation property of the space (10) and follows combining (23) and Lemma 4.1 with [22], the second one is associated with the commutativity of the diagram (22) and deals with the inf-sup stability of the method [12].

Proposition 4.1. *Let $\mathbf{w} \in \mathbf{V} \cap [H^{k+1}(\Omega_h)]^2$ with $\operatorname{div} \mathbf{w} \in H^{k+1}(\Omega_h)$ and let $\Pi_{\mathbb{F}}^k$ be the linear Fortin operator. Then under Assumption 2 it holds*

$$\begin{aligned} \|\mathbf{w} - \Pi_{\mathbb{F}}^k \mathbf{w}\|_{0,\Omega} &\lesssim h^{k+1} |\mathbf{w}|_{k+1,\Omega_h}, \\ \|\operatorname{div} \mathbf{w} - \operatorname{div} \Pi_{\mathbb{F}}^k \mathbf{w}\|_{0,\Omega} &\lesssim h^{k+1} |\operatorname{div} \mathbf{w}|_{k+1,\Omega_h}. \end{aligned}$$

Proposition 4.2. *Under Assumption 2 there exists $\beta > 0$ such that*

$$\inf_{v \in Q_k(\Omega_h)} \sup_{\mathbf{w} \in \mathbf{V}_k(\Omega_h)} \frac{b(\mathbf{w}, v)}{\|v\|_Q \|\mathbf{w}\|_{\mathbf{V}}} \geq \beta.$$

4.2 Stability analysis

The aim of the section is to prove the stability bounds for the approximated bilinear form (15) and in particular for the stabilization term \mathcal{S}^E . We want to prove that

$$\begin{aligned} \mathcal{S}^E(\mathbf{w}, \mathbf{w}) &\gtrsim \|\mathbf{w}\|_{0,E}^2 \quad \forall \mathbf{w} \in \mathbf{V}_k(E), \\ \mathcal{S}^E(\mathbf{w}, \mathbf{w}) &\lesssim \|\mathbf{w}\|_{0,E}^2 \quad \forall \mathbf{w} \in \mathbf{V}_k(E). \end{aligned}$$

We start with the following useful inverse estimates.

Lemma 4.2. *We assume (2) and we fix an integer $n \in \mathbb{N}$. Let $\mathbf{w} \in H(\operatorname{div}, E)$ such that $\operatorname{div} \mathbf{w} \in \mathbb{P}_n(E)$ then*

$$\|\operatorname{div} \mathbf{w}\|_{0,E} \lesssim h_E^{-1} \|\mathbf{w}\|_{0,E}. \quad (24)$$

Let $\mathbf{w} \in H(\operatorname{rot}, E)$ such that $\operatorname{rot} \mathbf{w} \in \mathbb{P}_n(E)$ then

$$\|\operatorname{rot} \mathbf{w}\|_{0,E} \lesssim h_E^{-1} \|\mathbf{w}\|_{0,E}. \quad (25)$$

Proof. Under Assumption 2, let $T_E \subset E$ be an equilateral triangle inscribed in the ball B_E . Then for any $p_n \in \mathbb{P}_n(E)$ it holds $\|p_n\|_{0,E} \lesssim \|p_n\|_{0,T_E}$. Let $b_3 \in \mathbb{P}_3(T_E)$ be the cubic bubble with $\|b_3\|_{L^\infty(T_E)} = 1$. Then, applying a

polynomial inverse estimate on T_E we get

$$\begin{aligned}
\|\operatorname{div} \mathbf{w}\|_{0,E}^2 &\lesssim \|\operatorname{div} \mathbf{w}\|_{0,T_E}^2 \\
&\lesssim \int_{T_E} b_3 \operatorname{div} \mathbf{w} \operatorname{div} \mathbf{w} \, dE = - \int_{T_E} \nabla(b_3 \operatorname{div} \mathbf{w}) \mathbf{w} \, dE \\
&\lesssim \|\nabla(b_3 \operatorname{div} \mathbf{w})\|_{0,T_E} \|\mathbf{w}\|_{0,T_E} \lesssim h_E^{-1} \|b_3 \operatorname{div} \mathbf{w}\|_{0,T_E} \|\mathbf{w}\|_{0,T_E} \\
&\lesssim h_E^{-1} \|\operatorname{div} \mathbf{w}\|_{0,T_E} \|\mathbf{w}\|_{0,T_E} \lesssim h_E^{-1} \|\operatorname{div} \mathbf{w}\|_{0,E} \|\mathbf{w}\|_{0,E},
\end{aligned}$$

from which follows (24). The same argument applies to (25). \square

Proposition 4.3. *Let $E \in \Omega_h$. Under Assumptions 1, 2 and 3 the following holds*

$$\mathcal{S}^E(\mathbf{w}, \mathbf{w}) \lesssim \|\mathbf{w}\|_{0,E}^2 \quad \forall \mathbf{w} \in \mathbf{V}_k(E).$$

Proof. By definition (16), for $\mathbf{w} \in \mathbf{V}_k(E)$ we need to prove that

$$\mathcal{S}^E(\mathbf{w}, \mathbf{w}) = \sum_{e \in \mathcal{E}_h^E} \sum_{i=1}^{k+1} |E| \mathbf{D}_1^{e,i}(\mathbf{w})^2 + \sum_{j=2}^{\pi_k} |E| \mathbf{D}_2^j(\mathbf{w})^2 + \sum_{l=1}^{\pi_{k-1}} |E| \mathbf{D}_3^l(\mathbf{w})^2 \lesssim \|\mathbf{w}\|_{0,E}^2. \quad (26)$$

We start analysing the first term in the left-hand side. Employing the $H(\operatorname{div})$ trace inequality [29, Theorem 3.24] and Lemma 4.2 it holds

$$h_E^{-1} \|\mathbf{w} \cdot \mathbf{n}^E\|_{0,\partial E}^2 \lesssim h_E^{-2} \|\mathbf{w}\|_{0,\partial E}^2 + \|\operatorname{div} \mathbf{w}\|_{0,E}^2 \lesssim h_E^{-2} \|\mathbf{w}\|_{0,E}^2 \quad \forall \mathbf{w} \in \mathbf{V}_k(E).$$

Then, since $\|m_i\|_{L^\infty(\mathfrak{e})} \leq 1$ and $h_{\mathfrak{e}} \lesssim h_E$ (cfr. Remark 3.1), it follows that

$$\begin{aligned}
\sum_{e \in \mathcal{E}_h^E} \sum_{i=1}^{k+1} |E| \mathbf{D}_1^{e,i}(\mathbf{w})^2 &= \sum_{e \in \mathcal{E}_h^E} \sum_{i=1}^{k+1} \frac{|E|}{h_e^2} \left(\int_e \mathbf{w} \cdot \mathbf{n}^e \tilde{m}_i \, d\mathfrak{e} \right)^2 \\
&\lesssim \sum_{e \in \mathcal{E}_h^E} \sum_{i=1}^{k+1} \|\mathbf{w} \cdot \mathbf{n}^e\|_{0,e}^2 \|\tilde{m}_i\|_{0,e}^2 \lesssim \sum_{e \in \mathcal{E}_h^E} \|\mathbf{w} \cdot \mathbf{n}^e\|_{0,e}^2 \sum_{i=1}^{k+1} \int_e \tilde{m}_i^2 \, d\mathfrak{e} \\
&\lesssim \sum_{e \in \mathcal{E}_h^E} \|\mathbf{w} \cdot \mathbf{n}^e\|_{0,e}^2 \sum_{i=1}^{k+1} \int_{\mathfrak{e}} m_i^2 \|\gamma'\| \, d\mathfrak{e} \lesssim \sum_{e \in \mathcal{E}_h^E} \|\mathbf{w} \cdot \mathbf{n}^e\|_{0,e}^2 h_E \lesssim \|\mathbf{w}\|_{0,E}^2.
\end{aligned} \quad (27)$$

Consider the second term of (26), we apply Lemma 4.2 and, since $\|m_i\|_{L^\infty(E)} \leq 1$, we infer

$$\begin{aligned}
\sum_{j=2}^{\pi_k} |E| \mathbf{D}_2^j(\mathbf{w})^2 &= \sum_{j=2}^{\pi_k} |E| \left(\frac{h_E}{|E|} \int_E \operatorname{div} \mathbf{w} m_j \, dE \right)^2 \\
&\lesssim \frac{h_E^2}{|E|} \sum_{j=2}^{\pi_k} \|\operatorname{div} \mathbf{w}\|_{0,E}^2 \|m_j\|_{0,E}^2 \lesssim \sum_{j=2}^{\pi_k} h_E^2 \|\operatorname{div} \mathbf{w}\|_{0,E}^2 \lesssim \|\mathbf{w}\|_{0,E}^2.
\end{aligned} \quad (28)$$

Finally for the last term in (26), using again

$$\|\mathbf{m}^\perp\|_{L^\infty(E)} \leq 1, \quad \text{and} \quad \|m_l\|_{L^\infty(E)} \leq 1,$$

we get:

$$\begin{aligned} \sum_{l=1}^{\pi_{k-1}} |E| D_{\mathbf{3}}^l(\mathbf{w})^2 &= \sum_{l=1}^{\pi_{k-1}} |E| \left(\frac{1}{|E|} \int_E \mathbf{w} \cdot \mathbf{m}^\perp m_l \, dE \right)^2 \\ &\lesssim \frac{1}{|E|} \|\mathbf{w}\|_{0,E}^2 \|\mathbf{m}^\perp m_l\|_{0,E}^2 \lesssim \|\mathbf{w}\|_{0,E}^2. \end{aligned} \quad (29)$$

Collecting (27), (28) and (29) in (26) we obtain the thesis. \square

The next step is to prove the coercivity of the bilinear form \mathcal{S}^E with respect to the L^2 -norm. We start by noting that any function $\mathbf{w} \in \mathbf{V}_k(E)$ can be decomposed as

$$\mathbf{w} = \nabla \phi - \mathbf{rot} \, \psi \quad (30)$$

where ϕ and ψ are defined by

$$\begin{cases} \Delta \phi = \operatorname{div} \mathbf{w} & \text{in } E, \\ \nabla \phi \cdot \mathbf{n} = \mathbf{w} \cdot \mathbf{n}^E & \text{on } \partial E, \end{cases} \quad \text{and} \quad \begin{cases} \Delta \psi = \mathbf{rot} \, \mathbf{w} & \text{in } E, \\ \psi = 0 & \text{on } \partial E, \end{cases} \quad (31)$$

we can assume that ϕ is zero averaged. Moreover the decomposition is L^2 -orthogonal, i.e.

$$\|\mathbf{w}\|_{0,E}^2 = \|\nabla \phi\|_{0,E}^2 + \|\mathbf{rot} \, \psi\|_{0,E}^2. \quad (32)$$

Given a vector $\mathbf{g} := (g_i)_{i=1}^N$, let $\|\mathbf{g}\|_{l^2}^2 := \sum_{i=1}^N g_i^2$ be its Euclidean norm. The following lemma for polynomials is easy to check.

Lemma 4.3. *Let $E \in \Omega_h$ and let $n \in \mathbb{N}$ a fixed integer. Under Assumptions 1, 2 and 3, let $\mathbf{g} := (g_r)_{r=1}^{\pi_n}$ be a vector of real numbers and $g := \sum_r^{\pi_n} g_r m_r \in \mathbb{P}_n(E)$, where $m_r \in \mathcal{M}_n(E)$. Then we have the following norm equivalence*

$$h_E^2 \|\mathbf{g}\|_{l^2}^2 \lesssim \|g\|_{0,E}^2 \lesssim h_E^2 \|\mathbf{g}\|_{l^2}^2.$$

Moreover let $\mathbf{g} := (g_s)_{s=1}^{n+1}$ be a vector of real numbers and $\tilde{g} := \sum_s^{n+1} g_s \tilde{m}_s \in \tilde{\mathbb{P}}_n(e)$, where $\tilde{m}_s \in \tilde{\mathcal{M}}_n(e)$. Then we have the following norm equivalence

$$h_E \|\mathbf{g}\|_{l^2}^2 \lesssim \|g\|_{0,e}^2 \lesssim h_E \|\mathbf{g}\|_{l^2}^2.$$

Proposition 4.4. *Let $E \in \Omega_h$. Under Assumptions 1, 2 and 3 the following holds*

$$\|\mathbf{w}\|_{0,E}^2 \lesssim \mathcal{S}^E(\mathbf{w}, \mathbf{w}) \quad \forall \mathbf{w} \in \mathbf{V}_k(E).$$

Proof. Let $\mathbf{w} \in \mathbf{V}_k(E)$, since the decomposition (30) is L^2 -orthogonal we need to prove that

$$\|\nabla \phi\|_{0,E}^2 \lesssim \mathcal{S}^E(\mathbf{w}, \mathbf{w}) \quad \text{and} \quad \|\mathbf{rot} \, \psi\|_{0,E}^2 \lesssim \mathcal{S}^E(\mathbf{w}, \mathbf{w}). \quad (33)$$

We start with the first bound in (33) and we infer

$$\begin{aligned}\|\nabla\phi\|_{0,E}^2 &= \int_E \mathbf{w} \cdot \nabla\phi \, dE = - \int_E \operatorname{div} \mathbf{w} \phi \, dE + \sum_{E \in \mathcal{E}_h^E} \sigma_{E,e} \int_e \mathbf{w} \cdot \mathbf{n}^e \phi \, de \\ &= - \int_E \operatorname{div} \mathbf{w} \Pi_0^k \phi \, dE + \sum_{E \in \mathcal{E}_h^E} \sigma_{E,e} \int_e \mathbf{w} \cdot \mathbf{n}^e \tilde{\Pi}_0^k \phi \, de\end{aligned}\quad (34)$$

where in the last equation we use the fact that $\operatorname{div} \mathbf{w} \in \mathbb{P}_k(E)$ and $\mathbf{w} \cdot \mathbf{n}^e \in \tilde{\mathbb{P}}_k(e)$ and definitions (6) and (7), respectively. Let us set

$$\Pi_0^k \phi = \sum_{j=1}^{\pi_k} c_j m_j \text{ with } m_j \in \mathcal{M}_k(E), \quad \tilde{\Pi}_0^k \phi = \sum_{i=1}^{k+1} d_i \tilde{m}_i \text{ with } \tilde{m}_i \in \tilde{\mathcal{M}}_k(e).$$

Then from (34) we infer

$$\begin{aligned}\|\nabla\phi\|_{0,E}^2 &= - \sum_{j=2}^{\pi_k} c_j \int_E \operatorname{div} \mathbf{w} m_j \, dE - c_1 \int_{\partial E} \mathbf{w} \cdot \mathbf{n}^E m_j \, de + \\ &\quad + \sum_{E \in \mathcal{E}_h^E} \sigma_{E,e} \sum_{i=1}^{k+1} d_i \int_e \mathbf{w} \cdot \mathbf{n}^e \tilde{m}_i \, de\end{aligned}$$

that is

$$\|\nabla\phi\|_{0,E}^2 = - \sum_{j=2}^{\pi_k} c_j \int_E \operatorname{div} \mathbf{w} m_j \, dE + \sum_{E \in \mathcal{E}_h^E} \sigma_{E,e} \sum_{i=1}^{k+1} \hat{d}_i \int_e \mathbf{w} \cdot \mathbf{n}^e \tilde{m}_i \, de \quad (35)$$

where $\hat{d}_i = d_i - c_i$ if $i = 1$, $\hat{d}_i = d_i$ otherwise.

Using Lemma 4.3, the continuity of Π_0^k with respect to the L^2 -norm and a scaled Poincaré inequality for the zero averaged function ϕ , the bulk integral in (35) can be bounded as follows:

$$\begin{aligned}- \sum_{j=2}^{\pi_k} c_j \int_E \operatorname{div} \mathbf{w} m_j \, dE &= - \sum_{j=2}^{\pi_k} c_j \frac{|E|}{h_E} \mathbf{D}_2^j(\mathbf{w}) \\ &\lesssim \left(\sum_{j=1}^{\pi_k} c_j^2 \right)^{1/2} \left(|E| \sum_{j=2}^{\pi_k} \mathbf{D}_2^j(\mathbf{w})^2 \right)^{1/2} \lesssim h_E^{-1} \|\Pi_0^k \phi\|_{0,E} \mathcal{S}^E(\mathbf{w}, \mathbf{w})^{1/2} \\ &\lesssim h_E^{-1} \|\phi\|_{0,E} \mathcal{S}^E(\mathbf{w}, \mathbf{w})^{1/2} \lesssim \|\nabla\phi\|_{0,E} \mathcal{S}^E(\mathbf{w}, \mathbf{w})^{1/2}.\end{aligned}\quad (36)$$

For the boundary integral in (35), employing Lemma 4.3, we infer

$$\begin{aligned}
\sum_{e \in \mathcal{E}_h^E} \sigma_{E,e} \sum_{i=1}^{k+1} \hat{d}_i \int_e \mathbf{w} \cdot \mathbf{n}^e \tilde{m}_i \, de &\lesssim \sum_{e \in \mathcal{E}_h^E} \sigma_{E,e} \sum_{i=1}^{k+1} \hat{d}_i h_e \mathbf{D}_1^{e,i}(\mathbf{w}) \\
&\lesssim \sum_{e \in \mathcal{E}_h^E} \left(\sum_{i=1}^{k+1} \hat{d}_i^2 \right)^{1/2} \left(|E| \sum_{i=1}^{k+1} \mathbf{D}_1^{e,i}(\mathbf{w}) \right)^{1/2} \\
&\lesssim \sum_{e \in \mathcal{E}_h^E} \left(c_1^2 + \sum_{i=1}^{k+1} d_i^2 \right)^{1/2} \left(|E| \sum_{i=1}^{k+1} \mathbf{D}_1^{e,i}(\mathbf{w}) \right)^{1/2} \\
&\lesssim \sum_{e \in \mathcal{E}_h^E} \left(h_E^{-1} \|\Pi_0^k \phi\|_{0,E} + h_E^{-1/2} \|\tilde{\Pi}_0^k \phi\|_{0,e} \right) \left(|E| \sum_{i=1}^{k+1} \mathbf{D}_1^{e,i}(\mathbf{w})^2 \right)^{1/2}.
\end{aligned}$$

Then, using the continuity of $\tilde{\Pi}_0^k$ with respect to the L^2 -norm and the H^1 trace inequality for the zero averaged function ϕ , from previous bound we get

$$\begin{aligned}
\sum_{e \in \mathcal{E}_h^E} \sigma_{E,e} \sum_{i=1}^{k+1} \hat{d}_i \int_e \mathbf{w} \cdot \mathbf{n}^e \tilde{m}_i \, de &\lesssim \left(h_E^{-2} \|\Pi_0^k \phi\|_{0,E}^2 + h_E^{-1} \sum_{e \in \mathcal{E}_h^E} \|\tilde{\Pi}_0^k \phi\|_{0,e}^2 \right)^{1/2} \left(|E| \sum_{e \in \mathcal{E}_h^E} \sum_{i=1}^{k+1} \mathbf{D}_1^{e,i}(\mathbf{w})^2 \right)^{1/2} \\
&\lesssim \left(h_E^{-2} \|\phi\|_{0,E}^2 + h_E^{-1} \sum_{e \in \mathcal{E}_h^E} \|\phi\|_{0,e}^2 \right)^{1/2} \mathcal{S}^E(\mathbf{w}, \mathbf{w})^{1/2} \\
&\lesssim \left(h_E^{-2} \|\phi\|_{0,E}^2 + h_E^{-1} \|\phi\|_{0,\partial E}^2 \right)^{1/2} \mathcal{S}^E(\mathbf{w}, \mathbf{w})^{1/2} \lesssim \|\nabla \phi\|_{0,E} \mathcal{S}^E(\mathbf{w}, \mathbf{w})^{1/2}.
\end{aligned} \tag{37}$$

Collecting (37) and (36) in (35), we obtain the first bound in (33).

Concerning the **rot** part of \mathbf{w} in decomposition (30), recalling (31), we infer

$$\|\mathbf{rot} \, \psi\|_{0,E}^2 = \int_E \mathbf{rot} \, \psi \cdot \mathbf{rot} \, \psi \, dE = \int_E \Delta \psi \, \psi \, dE = \int_E \mathbf{rot} \, \mathbf{w} \, \psi \, dE. \tag{38}$$

Since $\mathbf{rot} \, \mathbf{w} = q_{k-1} \in \mathbb{P}_{k-1}(E)$ there exists $p_{k-1} \in \mathbb{P}_{k-1}(E)$ such that $\mathbf{rot} \, \mathbf{w} = \mathbf{rot}(\mathbf{x}^\perp p_{k-1})$ (cfr. Remark 3.2). Moreover being $\mathbf{rot} \, \psi$ orthogonal with respect to the gradients, by decomposition (5), it holds $\mathbf{x}^\perp p_{k-1} = \Pi_0^k \mathbf{rot} \, \psi$. Therefore from (38) we obtain

$$\begin{aligned}
\|\mathbf{rot} \, \psi\|_{0,E}^2 &= \int_E \mathbf{rot}(\mathbf{x}^\perp p_{k-1}) \, \psi \, dE = \int_E \mathbf{x}^\perp p_{k-1} \cdot \mathbf{rot} \, \psi \, dE \\
&= \int_E \mathbf{x}^\perp p_{k-1} \cdot \mathbf{w} \, dE - \int_E \mathbf{x}^\perp p_{k-1} \cdot \nabla \phi \, dE.
\end{aligned} \tag{39}$$

Let us write $\mathbf{x}^\perp p_{k-1}$ in the monomial basis: it exists $g_l \in \mathbb{R}$, for $l = 1, \dots, \pi_{k-1}$, such that

$$\mathbf{x}^\perp p_{k-1} := \sum_{l=1}^{\pi_{k-1}} g_l \mathbf{m}^\perp m_l,$$

and let us analyse the two adds in the right-hand side of (39). For the first one, using Lemma 4.3, we infer

$$\begin{aligned} \int_E \mathbf{x}^\perp p_{k-1} \cdot \mathbf{w} \, dE &= \sum_{l=1}^{\pi_{k-1}} g_l \int_E \mathbf{m}^\perp m_l \cdot \mathbf{w} \, dE = \sum_{l=1}^{\pi_{k-1}} |E| g_l \mathbf{D}_3^l(\mathbf{w}) \\ &\lesssim h_E \left(\sum_{l=1}^{\pi_{k-1}} g_l^2 \right)^{1/2} \left(|E| \sum_{l=1}^{\pi_{k-1}} \mathbf{D}_3^l(\mathbf{w})^2 \right)^{1/2} \\ &\lesssim \|\mathbf{x}^\perp p_{k-1}\|_{0,E} \mathcal{S}^E(\mathbf{w}, \mathbf{w})^{1/2} \lesssim \|\mathbf{rot} \psi\|_{0,E} \mathcal{S}^E(\mathbf{w}, \mathbf{w})^{1/2}. \end{aligned} \tag{40}$$

For the second term in (39), using the first bound in (33), we get

$$\begin{aligned} \int_E \mathbf{x}^\perp p_{k-1} \cdot \nabla \phi \, dE &\lesssim \|\mathbf{x}^\perp p_{k-1}\|_{0,E} \|\nabla \phi\|_{0,E} \lesssim \|\mathbf{x}^\perp p_{k-1}\|_{0,E} \mathcal{S}^E(\mathbf{w}, \mathbf{w})^{1/2} \\ &\lesssim \|\mathbf{rot} \psi\|_{0,E} \mathcal{S}^E(\mathbf{w}, \mathbf{w})^{1/2}. \end{aligned} \tag{41}$$

Collecting (40) and (39) in (41) we obtain the second bound in (33). The thesis now follows from (32). \square

As a direct consequence of Proposition 4.1, Proposition 4.2, Proposition 4.3 and Proposition 4.4 we have the following result [18, 5].

Proposition 4.5. *Under Assumptions 1, 2 and 3, the virtual element problem (3) has a unique solution $(\mathbf{q}_h, p_h) \in \mathbf{V}_k(\Omega_h) \times Q_k(\Omega_h)$. Moreover, let $(\mathbf{q}, p) \in \mathbf{V} \times Q$ be the solution of problem (2) and assume that $\mathbf{q} \in [H^{k+1}(\Omega_h)]^2$ with $\operatorname{div} \mathbf{q} \in H^{k+1}(\Omega_h)$, $p, f \in H^{k+1}(\Omega_h)$, then the following error estimates hold:*

$$\begin{aligned} \|\mathbf{q} - \mathbf{q}_h\|_{\mathbf{V}} &\lesssim h^{k+1} (|\mathbf{q}|_{k+1, \Omega_h} + |f|_{k+1, \Omega_h}), \\ \|p - p_h\|_Q &\lesssim h^{k+1} (|\mathbf{q}|_{k+1, \Omega_h} + |p|_{k+1, \Omega_h}). \end{aligned}$$

5 Numerical tests

In this section some numerical examples are provided to describe the behaviour of the method and give numerical evidence of the theoretical results derived in the previous sections. More specifically, we propose a comparison of the method with standard mixed virtual elements, in which the curved boundaries or interfaces of the domains are approximated by a straight edge interpolant. For brevity we will label the present approach which honours domain geometry as **withGeo**, and the standard approach as **noGeo**.

We use the projection operators introduced in (6) to define the following error indicators for both variables; for a given exact solution (\mathbf{q}, p) of Problem 1, we compute:

- **velocity L^2 error:**

$$e_{\mathbf{q}}^2 := \sum_{E \in \Omega_h} \|\mathbf{q} - \Pi_0^k \mathbf{q}_h\|_E^2,$$

- **pressure L^2 error:**

$$e_p^2 := \sum_{E \in \Omega_h} \|p - p_h\|_E^2.$$

Moreover, to proceed with the convergence analysis, we define the mesh-size parameter

$$h = \frac{1}{L_E} \sum_{E \in \Omega_h} h_E,$$

For each test we build a sequence of four meshes with decreasing mesh size parameter h and the trend of each error indicator is computed and compared to the expected convergence trend, which, for sufficiently regular data is $O(h^{k+1})$ in accordance to Proposition 4.5.

5.1 Curved boundary

Problem description In this subsection we consider Problem 1 on the domain Ω shown in Figure 1. Such domain is obtained from the unit square $(0, 1)^2$ deforming the top and the bottom edges to make them curvilinear, i.e., they are the graph of the following cubic functions:

$$g_1(x) = \frac{1}{2}x^2(x-1) + 1 \quad \text{and} \quad g_2(x) = \frac{1}{2}x^2(x-1).$$

We set the right hand side and the boundary conditions in such a way that the exact solution of Problem 1 is the couple:

$$\mathbf{q}(x, y) = \begin{pmatrix} \pi \cos(\pi x) \cos(\pi y) \\ -\pi \sin(\pi x) \sin(\pi y) \end{pmatrix} \quad \text{and} \quad p(x, y) = \sin(\pi x) \cos(\pi y).$$

In this first example we take $\mu = 1$. and we consider a constant tensor $\kappa = \mathbb{I}$, where \mathbb{I} is the identity matrix.

Mesheres Computational meshes are obtained starting from polygonal meshes defined on the unit square $(0, 1)^2$ and subsequently modified, following the idea proposed in [6]. In the present case, only the y -component of a generic point P is modified, i.e., the point $P(x_P, y_P)$ becomes $P'(x'_P, y'_P)$ where

$$x'_P = x_P \quad \text{and} \quad y'_P = \begin{cases} y_P + g_2(x_P)(1 - 2y_P) & \text{if } y_P \leq 0.5 \\ 1 - y_P + g_1(x_P)(2y_P - 1) & \text{if } y_P > 0.5 \end{cases}.$$

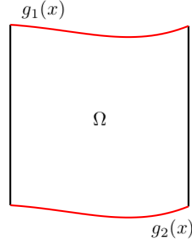


Figure 1: Curved boundary: domain Ω considered in such example, curved boundaries are highlighted in red.

The curved part of the boundary is further exactly reproduced for the **withGeo** case. As initial meshes we consider the following types of discretization of the unit square: *i)* **quad**, a uniform mesh composed by squares; *ii)* **hexR**, a mesh composed by hexagons; *iii)* **hexD**, a mesh composed by distorted hexagons; *iv)* **voro**, a centroidal Voronoi tessellation. The last two types of meshes have some interesting features which challenge the robustness of the virtual element approach: in particular **hexD** meshes have distorted elements, whereas **voro** meshes have tiny edges, see Figure 2.

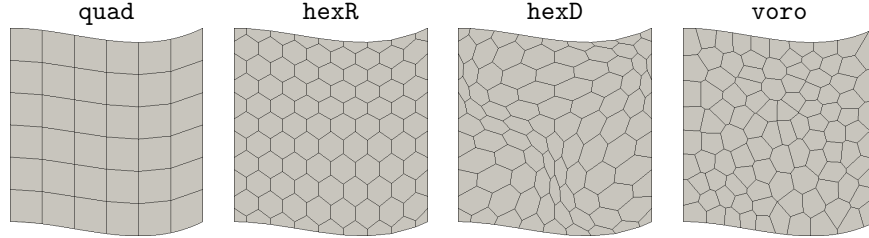


Figure 2: Curved boundary: types of discretization used to proceed with the convergence analysis.

Results In Figures 3, 4, 5 and 6, we collect the results for the various types of meshes. The reported convergence lines of the **withGeo** and **noGeo** approaches coincide for polynomial degrees $k = 0$ and 1. They have the expected convergence rate of $O(h^1)$ and $O(h^2)$, respectively. On the contrary, for polynomial degree $k > 1$ the trend of both velocity and pressure L^2 errors is different between the two strategies.

More specifically, the convergence trends of the **noGeo** case is bounded by the geometrical representation error to $O(h^2)$, as this error dominates the accuracy of the approximation with mixed virtual elements. On the contrary the proposed approximation scheme **withGeo** behaves as expected for both velocity and pressure variables and for each approximation degree, showing the optimal convergence trend for the used polynomial degree. Such behaviour is in line to

what observed in [6] for a Laplace problem.

quad

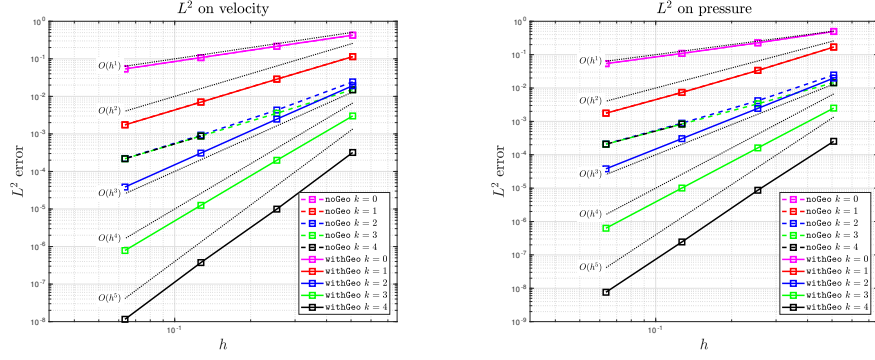


Figure 3: Curved boundary: convergence lines for **quad** meshes for each VEM approximation degrees.

hexR

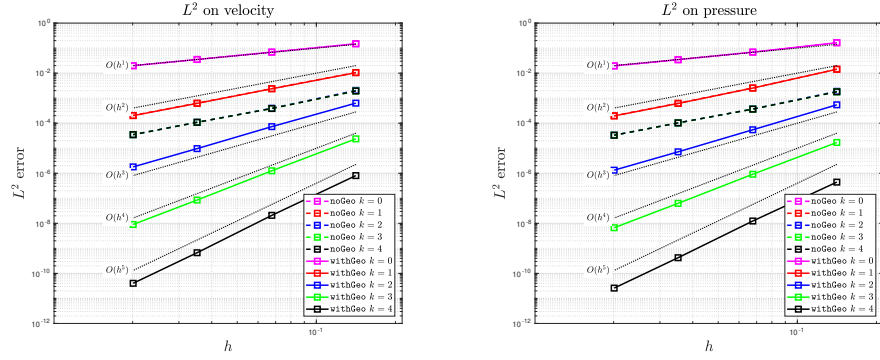


Figure 4: Curved boundary: convergence lines for **hexR** meshes for each VEM approximation degrees.

5.2 Internal curved interface

Problem description In this subsection we consider again Problem 1 defined on a different domain with respect to the previous example. The domain Ω is shown in Figure 7a and consists of a unit square $\Omega = (-1, 1)^2$, $\Omega = \overline{\Omega_1} \cup \overline{\Omega_2}$, being Ω_2 a circular inclusion with radius $R = 0.45$ and $\Omega_1 := \Omega \setminus \Omega_2$ a circular crown. Two different values of the tensor $\kappa = k\mathbb{I}$ are prescribed on each subdomain: $k_1 = 1$ and $k_2 = 0.1$ for the subdomain Ω_1 and Ω_2 , respectively,

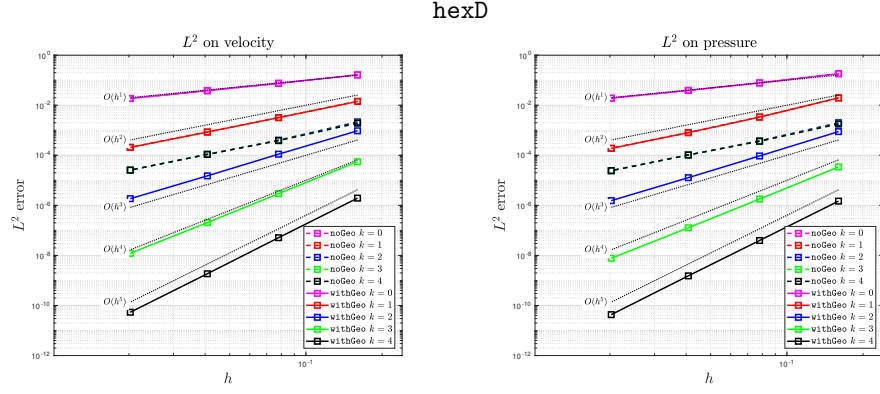


Figure 5: Curved boundary: convergence lines for **hexD** meshes for each VEM approximation degrees.

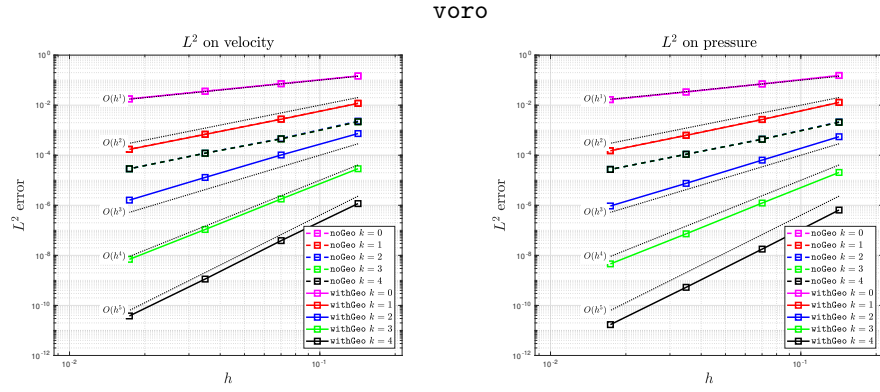


Figure 6: Curved boundary: convergence lines for **voro** meshes for each VEM approximation degrees.

while $\mu = 1$. on each subdomain. We set the right hand side and the boundary conditions in such a way that the exact solution for the pressure is

$$p_1(x, y) = k_2 \cos\left(\sqrt{x^2 + y^2}\right) + \cos(R)(1 - k_2)$$

and

$$p_2(x, y) = \cos\left(\sqrt{x^2 + y^2}\right),$$

for the subdomains Ω_1 and Ω_2 , respectively. Then, the exact solution for the velocity variable is given by

$$\mathbf{q}_i(x, y) = -k_i(x, y)\nabla p_i(x, y), \quad \text{for } i = 1, 2.$$

The pressure solution is chosen in such a way that we have a C^0 continuity on $\partial\Omega_2$, and the velocity field has a C^0 continuity of the normal component across $\partial\Omega_2$, i.e.,

$$p_1 = p_2 \quad \text{and} \quad \mathbf{q}_1 \cdot \mathbf{n}_\ell + \mathbf{q}_2 \cdot \mathbf{n}_\ell = 0 \quad \text{on } \partial\Omega_2,$$

where \mathbf{n}_ℓ is the normal of $\partial\Omega_2$ pointing from Ω_1 to Ω_2 .

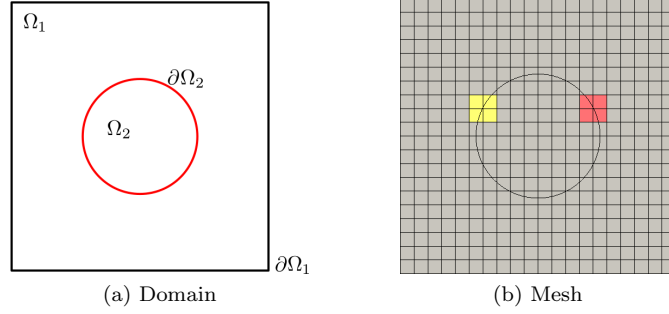


Figure 7: Internal curved interface. On the left, domain Ω considered in such example, curved boundaries are highlighted in red. On the right, the whole mesh with the internal curved boundary. We show zooms of the yellow and red regions in Figure 8.

Mesheres To generate the grid, we start again from a structured mesh composed of square elements of the whole domain Ω , independently of the internal interface $\partial\Omega_2$, and *then* we cut the mesh elements into sub-elements according to $\partial\Omega_2$. The geometry of the internal interface is exactly reproduced in the proposed **withGeo** approach, whereas it is replaced by straight edges in the **noGeo** approach. In both cases, thanks to the ability of virtual elements in dealing with arbitrary shaped elements the mesh generation process is straightforward, as we do not need to re-mesh elements crossed by the circle, but we simply cut each intersected quadrilateral element into two new elements with one new (curved) edge, *without* taking care about the resulting shape and size of the two cut elements.

The flexibility in including interfaces in the mesh and the robustness with respect to element size/distortion are a huge advantage from the mesh generation point of view. In many applications a large number of possibly intersecting interfaces might be present in the computational domain, such that a robust and easy mesh generation process is of paramount importance. In such cases, the generation of good quality triangular meshes constrained to the interfaces might be an extremely complex task which might result in overly refined regions of the mesh, only needed to honour the geometry of the interfaces, independently from the desired accuracy level. If we consider a virtual element approach, interfaces can be easily superimposed to an existing regular mesh, as shown above, avoid

unnecessary refinements and consequently decreasing the degrees of freedom and the computational effort.

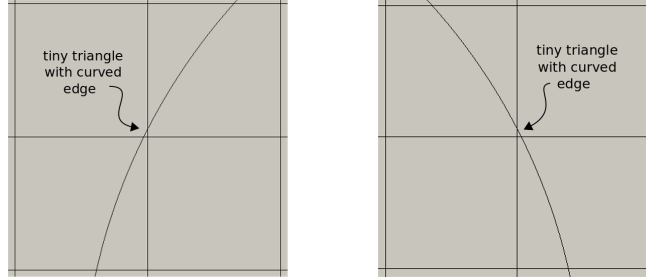


Figure 8: Internal curved interface: zooms of the yellow and red regions of Figure 7b, where we highlight tiny triangles with a curved edge.

In Figure 8 we show a detail of some cut elements. Here we better appreciate that elements crossed by the interface are simply split in two parts and there is no any further subdivision. Moreover, we notice that such meshing procedure might results in really tiny elements adjacent to big ones. In each mesh of the following convergence analysis there are many elements with these characteristics and we will see that the convergence trend of the method is not affected by them.

As a final remark, we would like to underline another interesting property of the proposed approach. The proposed curved spaces are compatible with standard finite element discretizations. For instance it is possible to simply glue a standard Raviart-Thomas element with an element with curved edges along a straight edges, thus exploiting the proposed virtual element spaces *only* on the elements with curvilinear edges and standard Raviart-Thomas discretization on elements with straight edges.

As we have done for the previous example we make a sequence of four meshes with decreasing mesh size h to proceed with the convergence analysis.

Results In Figure 9 we show the convergence lines for the **withGeo** and **noGeo** approaches as h is reduced, for values of k ranging between 0 and 4. The behaviour of the error is similar to the one shown in the previous example. Indeed, in the **noGeo** case the convergence is the optimal one for polynomial accuracy values $k = 0$ and 1, while for $k > 1$ the geometrical error dominates the VEM approximation error and the trend remains bounded by $O(h^2)$. On the contrary, when we consider the virtual element spaces for curvilinear edges, optimal error decay $O(h^{k+1})$ is obtained for both velocity and pressure L^2 errors, for the used polynomial accuracy k . A pre-asymptotic behaviour is observed for the **withGeo** approach for values of $k = 2, 3$ and 4, which however terminates in the considered range of h values for almost all cases.

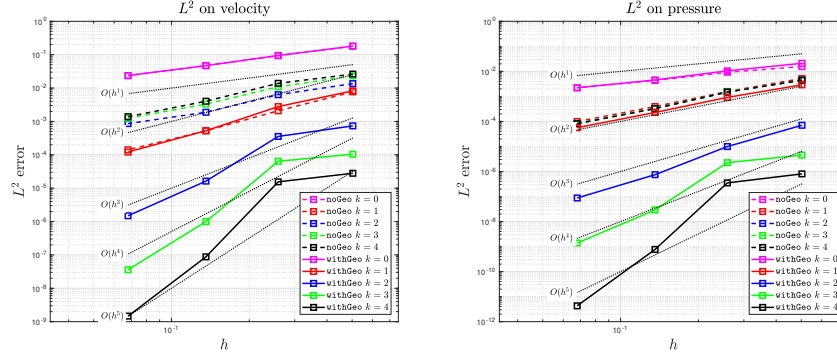


Figure 9: Internal curved interface: convergence lines for each VEM approximation degrees.

5.3 Double internal curved interfaces

Problem description In this example we consider two internal boundaries which identify three regions, Ω_1 , Ω_2 and Ω_3 , inside the square $(-1, 1)^2$, see Figure 10a. Both internal boundaries are curved, i.e., Γ_1 and Γ_2 are defined as

$$g_1(x) = a \sin(\pi x) + b \quad \text{and} \quad g_2(x) = a \sin(\pi x) - b,$$

respectively. For this example we set $a = 0.2$ and $b = 0.31$. Then, we set the right hand side of Problem 1 in such a way that the pressure solution is

$$\begin{aligned} p_1(x, y) &= a \sin(\pi x), \\ p_2(x, y) &= a \sin \left\{ \frac{\pi}{2b} [y - a \sin(\pi x)] \right\} \sin(\pi x), \\ p_3(x, y) &= -a \sin(\pi x), \end{aligned}$$

and the velocity $\mathbf{q}_i(x, y) = -\nabla p_i(x, y)$ on each subdomain Ω_i for $i = 1, 2$ and 3. Both velocity and pressure functions are chosen in such a way that we have a C^0 continuity for the pressure and for the normal component of the velocity on the curves Γ_1 and Γ_2 , i.e.,

$$\begin{aligned} p_1 &= p_2 \quad \text{and} \quad \mathbf{q}_1 \cdot \mathbf{n}_1 + \mathbf{q}_2 \cdot \mathbf{n}_1 = 0 && \text{on } \Gamma_1, \\ p_2 &= p_3 \quad \text{and} \quad \mathbf{q}_2 \cdot \mathbf{n}_2 + \mathbf{q}_3 \cdot \mathbf{n}_2 = 0 && \text{on } \Gamma_2, \end{aligned}$$

where \mathbf{n}_1 is the normal of Γ_1 pointing from Ω_1 to Ω_2 and \mathbf{n}_2 is the normal of Γ_2 pointing from Ω_2 to Ω_3 .

Meshes To generate the meshes, we follow the same idea as the example of Subsection 5.2. We build a background mesh composed by squares and then we insert the curved internal interfaces, as shown in Figure 10b. This is done, as previously, independently from the background mesh, and thus the resulting

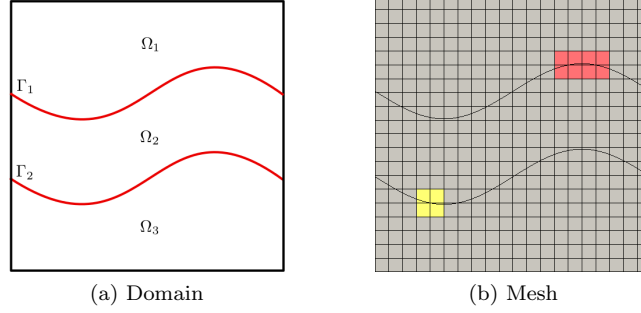


Figure 10: Double internal curved interfaces. On the left, domain Ω considered in such example, curved boundaries are highlighted in red. On the right, the whole mesh with the internal curved boundaries. We show zooms of the yellow and red regions in Figure 11.

meshes are composed by elements with arbitrary size and shape, see Figure 11. Also in this case, mesh element edges lying on the curvilinear interfaces exactly match the interface for the **withGeo** approach, whereas they are approximated by straight edges in the **noGeo** case.

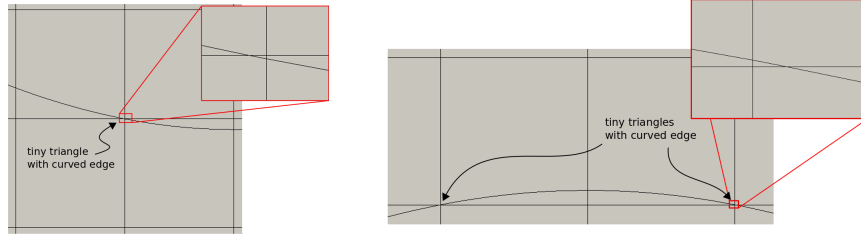


Figure 11: Double internal curved interfaces: zooms of the yellow and red regions of Figure 10b, where we highlight tiny triangles with a curved edge.

Results In Figure 12 we show convergence lines for both the **withGeo** and **noGeo** for values of $k = 0, \dots, 4$. The behaviour of error decay is again as expected: in the **noGeo** case error decay follows the expected trend for the used polynomial accuracy only for $k \leq 1$, being, for $k > 1$, always $O(h^2)$ for the prevailing effect of the geometrical error. On the contrary, since appropriate basis functions are included in the definition of the approximation space in the proposed **withGeo** approach, optimal error decay is observed for the used polynomial accuracy level.

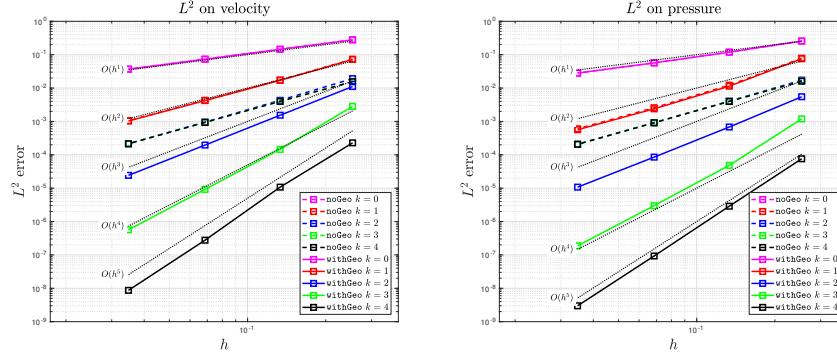


Figure 12: Double internal curved interfaces: convergence lines for each VEM approximation degrees.

6 Conclusions

In this work we have performed a first analysis on the extension of the mixed virtual element method to grids where elements might have curved edges, for elliptic problems in 2D. A theoretical analysis is proposed to show well-posedness of the discrete problem. A choice for the degrees of freedom particularly well suited for discretizations on curvilinear edge elements is highlighted, and a numerical scheme is proposed that handles in a coherent and consistent way the geometry, thus exhibiting optimal error decay in accordance to the polynomial accuracy level of the approximation. This is particularly suited for real applications where the geometrical error might dominate and limit the accuracy of the numerical solution. The numerical examples are in accordance with the theoretical findings and showed the optimal error decay for a domain with curved boundary and a domain with internal interfaces in contrast with the standard mixed virtual element method where the geometrical error jeopardizes the performances. Natural extension of the current work are the introduction of the mixed virtual element method for three-dimensional problems with curved faces and for more general problems.

Acknowledgments

The authors acknowledge financial support of INdAM-GNCS through project “Bend VEM 3d”, 2020. Author S.S. also acknowledges the financial support of MIUR through project “Dipartimenti di Eccellenza 2018-2022” (Codice Unico di Progetto CUP E11G18000350001).

References

- [1] R. A. Adams. *Sobolev spaces*, volume 65 of *Pure and Applied Mathematics*. Academic Press, New York-London, 1975.
- [2] Douglas N. Arnold, Daniele Boffi, and Richard S. Falk. Quadrilateral $H(\text{div})$ finite elements. *SIAM J. Numer. Anal.*, 42(6):2429–2451 (electronic), 2005.
- [3] Yuri Bazilevs, Lourenço Beirão da Veiga, John Austin Cottrell, Thomas Joseph Robert Hughes Hughes, and Giancarlo Sangalli. Isogeometric analysis: approximation, stability and error estimates for h -refined meshes. *Mathematical Models and Methods in Applied Sciences*, 16(07):1031–1090, 2006.
- [4] Lourenço Beirão da Veiga, Franco Brezzi, Luisa Donatella Marini, and Alessandro Russo. $H(\text{div})$ and $H(\text{curl})$ -conforming VEM. *Numerische Mathematik*, 133(2):303–332, Jun 2014.
- [5] Lourenço Beirão da Veiga, Franco Brezzi, Luisa Donatella Marini, and Alessandro Russo. Mixed virtual element methods for general second order elliptic problems on polygonal meshes. *ESAIM: M2AN*, 50(3):727–747, 2016.
- [6] Lourenço Beirão da Veiga, Alessandro Russo, and Giuseppe Vacca. The virtual element method with curved edges. *ESAIM: M2AN*, 53(2):375–404, 2019.
- [7] L. Beirão da Veiga, F. Brezzi, L. D. Marini, and A. Russo. Virtual elements and curved edges. *arXiv:1910.10184*, 2019.
- [8] L. Beirão da Veiga, A. Pichler, and G. Vacca. A virtual element method for the miscible displacement of incompressible fluids in porous media. *arXiv:1907.13080*, 2019.
- [9] Matías Fernando Benedetto, Stefano Berrone, Andrea Borio, Sandra Pieraccini, and Stefano Scialò. A hybrid mortar virtual element method for discrete fracture network simulations. *Journal of Computational Physics*, 306:148 – 166, 2016.
- [10] Matías Fernando Benedetto, Andrea Borio, and Stefano Scialò. Mixed virtual elements for discrete fracture network simulations. *Finite Elements in Analysis and Design*, 134:55–67, 2017.
- [11] Silvia Bertoluzza, Micol Pennacchio, and Daniele Prada. High order VEM on curved domains. *Rendiconti Lincei - Matematica e Applicazioni*, 30(2):391–412, June 2019.
- [12] Daniele Boffi, Franco Brezzi, and Michel Fortin. *Mixed Finite Element Methods and Applications*. Springer Series in Computational Mathematics. Springer Berlin Heidelberg, 2013.

- [13] L. Botti and D. Di Pietro. Assessment of Hybrid High-Order methods on curved meshes and comparison with discontinuous Galerkin methods. *J. Comput. Phys.*, 370:58–84, 2018.
- [14] S. C. Brenner and L. R. Scott. *The Mathematical Theory of Finite Element Methods*, volume 15 of *Texts in Applied Mathematics*. Springer, New York, third edition, 2008.
- [15] F. Brezzi, K. Lipnikov, and M. Shashkov. Convergence of mimetic finite difference method for diffusion problems on polyhedral meshes with curved faces. *Math. Models Methods Appl. Sci.*, 16(2):275–297, 2006.
- [16] Franco Brezzi, Jim Douglas, Ricardo Durán, and Michel Fortin. Mixed finite elements for second order elliptic problems in three variables. *Numerische Mathematik*, 51(2):237–250, Mar 1987.
- [17] Franco Brezzi, Jim Douglas, and Donatella Luisa Marini. Two families of mixed finite elements for second order elliptic problems. *Numerische Mathematik*, 47(2):217–235, 1985.
- [18] Franco Brezzi, Richard S. Falk, and Donatella Luisa Marini. Basic principles of mixed virtual element methods. *ESAIM: M2AN*, 48(4):1227–1240, 2014.
- [19] Philippe G. Ciarlet and Pierre-Arnaud Raviart. Interpolation theory over curved elements, with applications to finite element methods. *Computer Methods in Applied Mechanics and Engineering*, 1(2):217–249, 1972.
- [20] F. Dassi, J. Gedicke, and L. Mascotto. Adaptive virtual elements with equilibrated fluxes. *arXiv:2004.11220*, 2020.
- [21] Fanco Dassi and Giuseppe Vacca. Bricks for the mixed high-order virtual element method: Projectors and differential operators. *Applied Numerical Mathematics*, 2019.
- [22] R. G. Durán and A. L. Lombardi. Error estimates for the Raviart–Thomas interpolation under the maximum angle condition. *SIAM J. Numer. Anal.*, 46(3):1442–1453, 2008.
- [23] Alessio Fumagalli. Dual virtual element method in presence of an inclusion. *Applied Mathematics Letters*, 86:22–29, Dec. 2018.
- [24] Alessio Fumagalli and Eirik Keilegavlen. Dual virtual element method for discrete fractures networks. *SIAM Journal on Scientific Computing*, 40(1):B228–B258, 2018.
- [25] Alessio Fumagalli and Eirik Keilegavlen. Dual virtual element methods for discrete fracture matrix models. *Oil & Gas Science and Technology - Revue d’IFP Energies nouvelles*, 74(41):1–17, 2019.

- [26] Alessio Fumagalli, Anna Scotti, and Luca Formaggia. Performances of the mixed virtual element method on complex grids for underground flow. Accepted in SEMA SIMAI Springer Series. Available at arXiv:2002.11974 [math.NA], 2020.
- [27] Thomas Joseph Robert Hughes Hughes, John Austin Cottrell, and Yuri Bazilevs. Isogeometric analysis: CAD, finite elements, NURBS, exact geometry and mesh refinement. *Computer Methods in Applied Mechanics and Engineering*, 194(39):4135 – 4195, 2005.
- [28] Marc Lenoir. Optimal isoparametric finite elements and error estimates for domains involving curved boundaries. *SIAM Journal on Numerical Analysis*, 23(3):562–580, 1986.
- [29] P. Monk. *Finite element methods for Maxwell’s equations*. Oxford University Press, 2003.
- [30] Monica Montardini, Giancarlo Sangalli, and Lorenzo Tamellini. Optimal-order isogeometric collocation at galerkin superconvergent points. *Computer Methods in Applied Mechanics and Engineering*, 316:741 – 757, 2017. Special Issue on Isogeometric Analysis: Progress and Challenges.
- [31] Jean-Claude Nédélec. A new family of mixed finite elements in \mathbb{R}^3 . *Numerische Mathematik*, 50(1):57–81, Jan 1986.
- [32] Pierre-Arnaud Raviart and Jean-Marie Thomas. A mixed finite element method for second order elliptic problems. *Lecture Notes in Mathematics*, 606:292–315, 1977.
- [33] Jean E. Roberts and Jean-Marie Thomas. Mixed and hybrid methods. In *Handbook of numerical analysis, Vol. II*, Handb. Numer. Anal., II, pages 523–639. North-Holland, Amsterdam, 1991.
- [34] Milos Zlamal. Curved elements in the finite element method. i. *SIAM Journal on Numerical Analysis*, 10(1):229–240, 1973.