



POLITECNICO DI TORINO
Repository ISTITUZIONALE

Lithium-ion battery procurement strategies: Evidence from the automotive field

Original

Lithium-ion battery procurement strategies: Evidence from the automotive field / Cagliano, A. C.; Mangano, G.; Rafele, C.; Carlin, A.. - ELETTRONICO. - 53(2020), pp. 12688-12694. ((Intervento presentato al convegno 21st IFAC World Congress 2020 tenutosi a Berlin (Germany) nel 12 July 2020 - 17 July 2020 [10.1016/j.ifacol.2020.12.1853].

Availability:

This version is available at: 11583/2904866 since: 2021-06-07T19:03:43Z

Publisher:

Elsevier B.V.

Published

DOI:10.1016/j.ifacol.2020.12.1853

Terms of use:

openAccess

This article is made available under terms and conditions as specified in the corresponding bibliographic description in the repository

Publisher copyright

(Article begins on next page)

Lithium-ion Battery Procurement Strategies: Evidence from the Automotive Field

Anna C. Cagliano*. Giulio Mangano.*
Carlo Rafele*. Antonio Carlin*

*Department of Management and Production Engineering, Politecnico di Torino, Torino, Italy
(e-mail: anna.cagliano@polito.it, giulio.mangano@polito.it, carlo.rafele@polito.it, antonio.carlin@polito.it)

Abstract: Electric and hybrid vehicle diffusion is nowadays promising but still limited, also due to the high costs of key components such as lithium-ion batteries (LIBs). A significant contribution to these relevant economic values is given by not optimized supply chain structures. Therefore, car manufacturers approaching electrification are considering different strategies to either purchase complete LIBs or producing them in-house. However, literature lacks quantitative studies assessing the logistics implications of LIB procurement policies in the automotive sector. The present work proposes a decision-making approach leveraging the main logistics and environmental issues involved in both internally producing and buying complete LIB packs. Such a framework is intended to increase the awareness about the complexity of the supply chain of batteries for electric and hybrid vehicles in order to further stimulate its investigation. Future research will extend the approach to include additional aspects as well as procurement configurations.

Copyright © 2020 The Authors. This is an open access article under the CC BY-NC-ND license (<http://creativecommons.org/licenses/by-nc-nd/4.0>)

Keywords: automobile industry; electric vehicles; LIB supply chain; procurement; decision-making; logistics

1. INTRODUCTION

Car manufacturers have recently included electric and hybrid vehicles in their product portfolios as a way to react to the increased relevance of pollution and climate changes (Franco et al., 2016). However, the current market share of these vehicles is limited because they are based on some crucial components, such as electric engines and the associated lithium-ion battery (LIB) packs, whose costs are still high and their environmental impact not negligible (Chen, Wen, Fan, Bando, & Golberg, 2018; Gao et al., 2019). Among them, battery packs play a significant role in order to decrease the total costs of vehicles and, as a consequence, foster their diffusion (Kalaitzi, Matopoulos, & Clegg, 2019). Thus, with the aim of achieving this goal, the battery pack supply chain (SC) needs to be properly designed and managed. In particular, battery pack procurement models adopted by carmakers can become primary decision levers to increase SC efficiency in both operational and economics terms (Rafele, Mangano, Cagliano, & Carlin, 2020).

The existing literature shows that there is a limited number of contributions addressing the LIB SC, usually focusing on specific aspects such as raw material procurement, manufacturing, storage, and transportation conditions, (Arenas Guerrero, Ju, Li, Xiao, & Biller, 2015; Li, Dababneh, & Zhao, 2018; Pelletier, Jabali, Laporte, & Veneroni, 2017). Few papers address battery procurement by car manufacturers and in this field there is a substantial lack of quantitative approaches helping carmakers in the strategic decision about whether internally produce or buy batteries (C. Huth, Kieckhäfer, & Spengler, 2015; Özel, Ernst, Davies, &

Eckstein, 2013). In order to contribute to bridge such a research gap, the present work studies a carmaker that is currently starting to deal with the procurement of LIBs to be included in its new low impact cars equipped with electric or hybrid propulsion systems (Scorrano, Danielis, & Giansoldati, 2020). In particular, this contribution presents a preliminary approach supporting the analysis of make or buy strategies for battery pack supply. The authors adopt a logistics perspective and focus on the battery SC portion from suppliers to vehicle manufacturing plants. The proposed analysis framework helps understanding the key variables companies should focus on when approaching a similar strategic decision.

The paper is structured as follows. Section 2 provides a review of the relevant literature on low impact vehicle SC as well as the SC of the associated batteries. Section 3 details the structure of the approach, while Sections 4 and 5 discuss the outcomes of its application to the case car manufacturer. Then, discussion, implications and conclusions are presented in Section 6.

2. LITERATURE BACKGROUND

The authors are interested in exploring the portion of the battery SC regarding the purchasing and the delivery to vehicle manufacturers, which is also an early phase of the SC of their electric and hybrid vehicles. These two topics will be discussed in the remainder of the present section.

The battery pack structure includes three components, namely cells, modules, and packs. The starting point of the battery SC is raw materials (e.g. lithium, cobalt, and

manganese), which pose considerable supply issues. In fact, they are concentrated in a restricted number of geographical areas, mainly located in Australia, Congo, South Africa, and China (Ciez & Whitacre, 2017), with consequent relevant logistics costs as well as supply, political, and social risks (Helbig, Bradshaw, Wietschel, Thorenz, & Tuma, 2018). Following their extraction, raw materials are transformed into battery cells, which will be then grouped to obtain modules, which are in turn assembled together to originate packs. After that battery packs are delivered to their final customers, and a relevant portion of the total LIB production is intended to the vehicle industry (Miller, 2015). Especially due to its upstream phases, LIB SC is subjected to disruption, vulnerability, and long distances, which compromise flexibility (Gualandris & Kalchschmidt, 2014).

The green revolution, with the consequent introduction of electrified powertrain systems, has brought significant changes in the traditional automotive SC. The peculiar characteristics of such a powertrain type make manufacturing costs, and ultimately the vehicle selling price, go up. This is mainly due to the challenges posed by traction batteries SCs associated with procurement, end of life management, and pollution issues. In fact, electrified engines impact the environmental sustainability of vehicle manufacturing (Heinicke & Wagenhaus, 2015). Although the automotive SC has been widely investigated by literature, research about the electric and hybrid vehicle SC is still in its infancy also due to the recent introduction of these propulsion systems. Contributions tackle the diffusion of such vehicles (Cagliano, Carlin, Mangano, & Rafele, 2017; Hagman, Ritzén, Stier, & Susilo, 2016) as well as production strategies and how they are affected by aspects such as battery recycling policies and national subsidies aimed at supporting the spread of environmental friendly means of transport (Gu, Ieromonachou, Zhou, & Tseng, 2018; Zhang, 2014). Looking at procurement strategies in the automotive sector, several studies can be found focusing on make or buy decisions by vehicle manufacturers. To summarise the main existing contributions, the effects on cost, flexibility, core competence enhancement, and potential know-how loss of make and buy options are compared and contrasted (Nakano, Akikawa, & Shimazu, 2013). However, there are few studies addressing the procurement of LIBs by carmakers. Among them, the value added and the implications of integrating the different LIB production stages in the automotive SC are analysed. Additionally, strategic alliances and joint ventures between LIB and vehicle manufacturers are explored as a way to bring together heterogeneous skills (e.g. chemical, electric, and electronic ones) in order to optimise the development of a complex product like batteries. Also these alliances bring economic benefits as they allow to share R&D expenses, risks, and to access the most updated technologies available on the market (Potter & Graham, 2019).

The performed literature review highlights a still poor body of research providing operational approaches able to guide vehicle manufacturer decisions about the correct strategies to efficiently and effectively procure LIBs to be integrated in their car models. With the aim of contributing to enhance this stream, the present work discusses a decision-making

framework adopted by a primary international carmaker to perform a preliminary analysis about whether internally producing or buying complete LIB packs. The framework was developed by the authors in collaboration with the focus company and leverages logistics, economics, and environmental aspects.

3. THE APPROACH STRUCTURE

The approach here presented relies on a scenario analysis (Cagliano, Demarco, Rafele, & Volpe, 2011). First, the main battery procurement scenarios available are identified by the authors together with a panel of production and logistics experts of the case company. The company decided to compare the following two scenarios, buying complete LIBs (hereinafter Scenario 1) and procuring single cells to manufacture batteries in-house (hereinafter Scenario 2) (C. Huth et al., 2015). This was due to the already developed know how of the focus car manufacturer to integrate the production of key vehicle components in its SC.

The two scenarios have been identified since they are procurement strategies broadly adopted in the automotive industry (Christian Huth, Wittek, & Spengler, 2013). The selection for the scenarios at issue is based on the analysis of relevant literature (Guzik, Domański, & Gwosdz, 2020; Medina-Serrano, González-Ramírez, Gasco-Gasco, & Llopis-Taverner, 2020; Parashar, 2020) and on strategic decisions undertaken by the company for critical components wherein the level of core competence from the company side is not mature enough (e.g. air conditioning systems).

Scenario 2 requires comparing different plant locations for the production of batteries in order to identify the best area where the facility can be set. From there, assembled batteries will be delivered to the car manufacturing plants for the final integration into vehicles. The candidate locations for battery manufacturing are provided by the company experts based on an internal logistics analysis. The Network Design Theory is adopted, being extensively used in SC design in order to select the network configuration minimizing costs (Ljubić, Mutzel, & Zey, 2017). The optimization is performed by a company-owned linear programming software whose name and detailed methodology cannot be disclosed for confidentiality reasons. Anyway, this software solves a mathematical programming problem to find the best solution minimizing the total transportation costs based on the following information. First, the geographical locations of the cell suppliers, the candidate battery production facilities, and the vehicle manufacturer's facilities allow to determine transportation distances. Second, battery demand enables to estimate the volumes of complete LIBs and their components that need to be transported, while the structure of the battery bill of materials helps defining the complexity of logistics flows. The last two input data are completed with information about characteristics (e.g. weight) and specific requirements of the material to be moved. Then, the desired network organization enables the optimization model to take into account any intermediate hubs existing between cell suppliers and the car manufacturer plants. Finally, transportation mode refers to the different alternative ways of moving batteries

and cells. The total transportation costs are computed by summing up all the cost items to carry either complete batteries or single cells from the origin to the destination site, including material handling and transport logistics costs. The procedure for identifying the most suitable battery manufacturing facility location is presented in Figure 1.

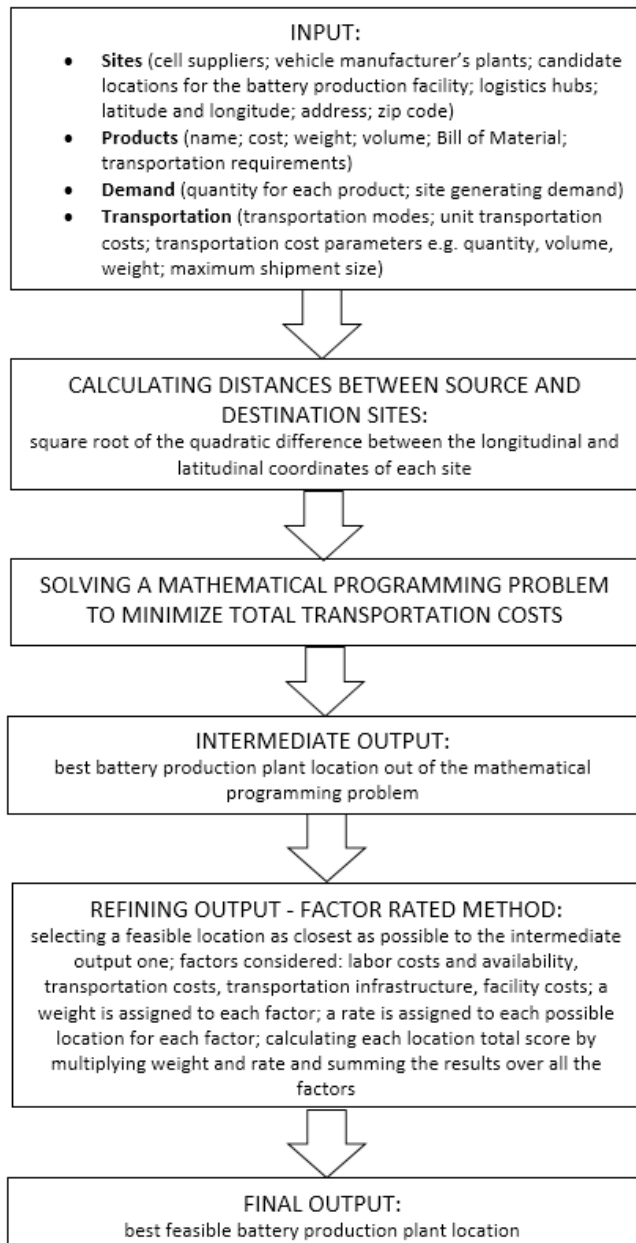


Fig. 1. Defining battery production facility location

The best location for the battery production plant out of the application of the Network Design Theory is adopted in the subsequent scenario analysis. Detailed geographical information about this location cannot be provided again for company confidentiality reasons.

After scenario setting, the authors and the company representatives selected the criteria against which Scenario 1 and Scenario 2 should be compared. Based on the analysis of mainstream logistics literature and expert knowledge, four

interconnected aspects are considered. Each of them is represented by an associated quantitative variable:

- The *number of trips* required every year to carry batteries and the different components to produce packs is analysed. This is a key aspect for assessing a logistics network and the associated characteristics (Černá, Zitrický, & Daniš, 2017). In the analysed case, each truck can carry up to 56 complete LIBs.
- *Transportation costs* of the above mentioned trips are an important driver for logistics decisions that needs to be accurately estimated (Guijarro-Rodríguez, Cevallos-Torres, Valencia-Nuñez, Wilches-Medina, & Correa-Barrera, 2018). The case company outsources transportation to a third party logistics (3PL) provider. The 3PL fee takes into account the distances covered, the transportation mode (Less Truck Load – LTL or Full Truck Load – FTL) and the shipped volume in cubic meters, as well as the special humidity and temperature conditions required by goods (Kouchachvili, Yaici, & Entchev, 2018) Both material handling costs and truck shipment costs are considered.
- The *level of CO₂ emissions* is assessed for each scenario due to the relevance of the environmental issues (Pierre, Francesco, & Theo, 2019). The grams of CO₂ emitted for each kilometre travelled are computed for any individual trip.
- *Reverse logistics costs* are calculated based on the return flows of unit loads in order to account for the entire logistics process. In fact, reusable unit loads are employed in the studied scenarios (Rogers, Lambert, Croxton, & García-Dastugue, 2002).

The purchasing costs of batteries and cells are not included in the analysis because in Scenario 2 the lower cell costs are compensated by the investment costs in the battery production plant. On the contrary, Scenario 1 requires a greater expenditure on complete LIBs but does not require investing in any additional manufacturing facilities.

4. SCENARIO ANALYSIS

This section focuses on the quantitative analysis of the scenarios discussed in Section 3. The numerical values of the input variables part of the framework cannot be disclosed because they are confidential. For the same reason, all the results are expressed as percentages of the values related to Scenario 2, namely manufacturing LIBs in-house. In both the scenarios, the suppliers and the associated logistics network have been already defined by the focus company. Scenario 1 includes two European battery pack suppliers, and four car production facilities. Batteries are collected from the suppliers and directly delivered to the customer plants. The average distance weighted by volume equals 1,400 km. In Scenario 2, the best location for the battery production plant provided by the Network Design Theory is part of a logistics network constituted by different suppliers, regional hubs, and car production facilities. The minimum distance between two

network nodes equals 100 km and the maximum distance is equal to 1,920 km. The average distance weighted by volume equals 1,200 km. Finally, the base case for the investigated scenarios relies on a battery demand level equal to 300,000 units per year, according to the best demand forecast for low-impact vehicles available to the company. Then, in order to validate the obtained results, a sensitivity analysis is performed. In particular, the scenarios are furtherly assessed under two different potential battery demand levels agreed with the company, namely 200,000 units per year and 400,000 units per year.

Figure 2 shows the total number of yearly trips from suppliers (of batteries, cells or other required components) to manufacturing plants in the two scenarios for all the three demand levels. They have been calculated by simulating the logistics flows that buying complete LIBs and single cells would imply with the assumed logistics networks.

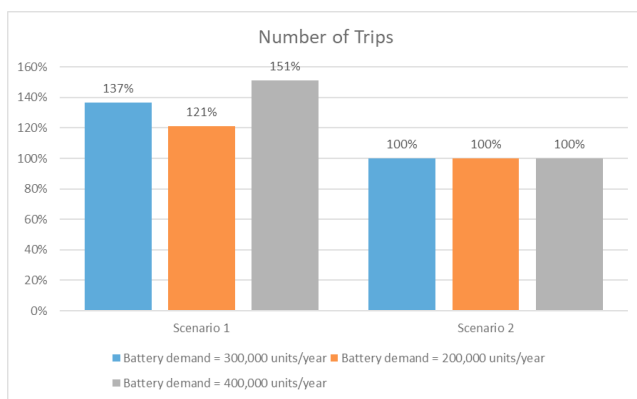


Fig. 2. Number of trips

In the base case Scenario 1 requires the largest number of trips due to the lowest saturation of containers as a consequence of the safety and stability issues to be addressed while moving battery packs. On the contrary, in Scenario 2 purchasing cells enables a better saturation of unit loads and a reduced number of trips. However, the need for also transporting the components other than cells necessary to produce finished batteries increases the total number of trips. All these reasons make the difference between the two analysed scenarios equal to 37%. Therefore, this criterion suggests the role of the physical structures of the products to be purchased and transported when setting an appropriate procurement strategy. When the yearly battery demand level increases or decreases, the associated number of trips changes in a similar way. The lower the demand level the less the opportunity to exploit economies of scale in transportation. In fact, when the number of necessary batteries equals 200,000 units, the number of trips decreases by 11.7% compared with the base case. On the contrary, when the demand is equal to 400,000 units, the trip increase is of just 10.2%

Transportation costs (Figure 3) have been calculated as the product between the travelled distances, according to the number of trips previously discussed, and the related transportation fees for both FTL and LTL.

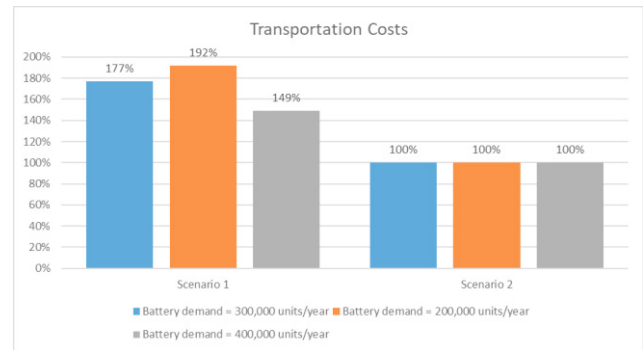


Fig. 3. Transportation costs

In the base case, Scenario 1 yields the highest costs since purchasing assembled battery packs requires a larger number of trips and the payment of an additional fee to the 3PL for carrying dangerous goods and guaranteeing appropriate humidity and temperature conditions during shipping. The same fee applies to the shipment of cells, which also requires particular refrigeration conditions to keep their electrochemical properties. The 3PL charges a separate fee for the refrigeration service. However, the resulting total cost in Scenario 2 is lower than in Scenario 1 because of the already mentioned better unit load saturation and the geographical proximity of suppliers and customers. In fact, in Scenario 1 complete batteries are delivered from their suppliers to car manufacturing plants, while in Scenario 2 the battery pack manufacturing facility is located near the vehicle production plants. Thus, only the required components are moved from their suppliers to the battery production facilities.

When the yearly battery demand, and so the associated required transportation volume, decreases to 200,000 units, the transportation costs increase by 8.5%. In this situation the 3PL has less opportunities to saturate truck loads and optimize transportation, so it charges the company a higher cost. On the other hand, when the yearly battery demand is equal to 400,000 units the decrease in transportation costs is of 15.8% compared with the base case. Figure 4 presents the levels of CO₂ emissions in the two scenarios. They are obtained by multiplying the distances travelled during transportation trips by the CO₂ emissions per kilometre of the truck. The last value represents the average value of the emissions reported in the technical sheets of the considered truck models.

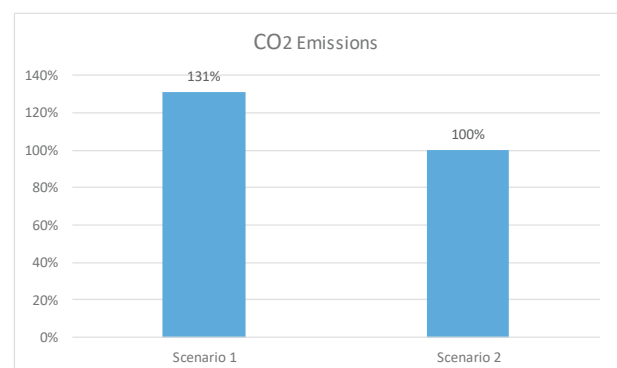


Fig. 4. CO₂ emission levels – base case

In the base case, Scenario 1 is associated with the highest emission levels because of the largest number of required trips. On the contrary, Scenario 2 presents lower emissions since the overall number of trips is considerably smaller. These results also depend on the total distances travelled for the considered yearly battery demand. In fact, as pointed out in the previous sections, in Scenario 1 battery packs, with their considerable volumes, are shipped from suppliers to manufacturing plants. In Scenario 2 lower transportation volumes are moved from suppliers to battery production plants, which accounts for the longest distances. Then complete batteries will cover a shorter distance being assembled close to the vehicle production sites.

Figure 5 and 6 illustrate the number of trips to return empty unit loads to their owners and the consequent reverse logistics costs. Unlike in Scenario 2, where foldable plastic boxes are adopted, Scenario 1 relies on traditional metal bins. In fact, they are necessary to carry heavy assembled battery packs. Thus, the return transportation costs of empty unit loads in Scenario 1 are significantly higher than in Scenario 2, where the empty folded boxes make the number of trips and their total costs be limited.

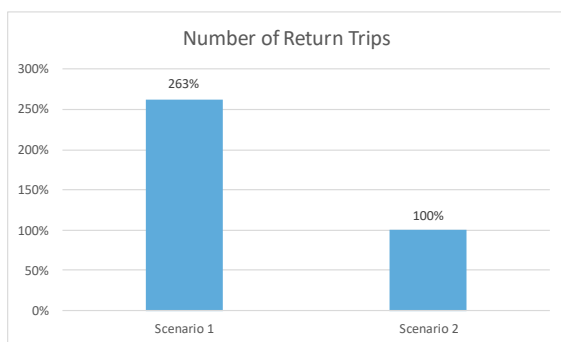


Fig. 5. Number of return trips – base case

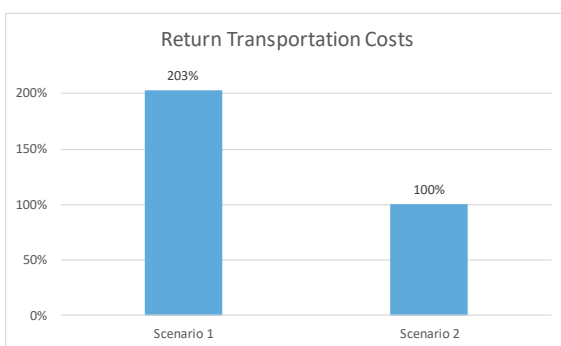


Fig. 6. Return transportation costs – base case

Producing batteries in-house significantly decreases reverse logistics costs due to the transportation of smaller and lightest components that can be accommodated in boxes that are folded when they are empty. This enables a reduction in the return physical volumes to be moved. To better understand the difference in the reverse logistics costs of the two scenarios, it is worth highlighting that the additional fee for carrying dangerous goods is not charged by the 3PL when moving empty unit loads, while in Scenario 2 the

refrigeration fee is still paid because the truck insulation system cannot be deactivated.

The CO₂ emission levels, the number of return trips, and the return transportation costs do not show any significant variations as the number of batteries changes in the defined range of values.

5. SUMMARY OF RESULTS

The comparison of the two scenarios against the set criteria allows to develop a comprehensive understanding of their advantages and disadvantages.

Buying complete LIBs is the most expensive solution because it requires high physical volumes and a large number of transportation trips. This aspect, together with the relevant distances between LIB suppliers and vehicle manufacturing plants, makes CO₂ emission levels significant. The high physical volumes also motivate the values of reverse logistics costs. Purchasing single cells to be assembled into modules and then in battery packs proves to be convenient from a pure logistics perspective. However, such a strategy implies relevant investments related to the battery production facilities, as well as additional operational costs and skilled human resources. In the present study investment costs are not considered because the case company can easily convert some of its current facilities for the production of batteries. Moreover, battery manufacturing requires adequate human resource skills as well as a vertical integration capacity by carmakers that cannot be taken for granted. However, the performed analysis reveals that once the starting investments have been re-paid, a more efficient SC can be achieved, especially when the battery manufacturing facilities are located close to the car production lines. Of course, this can be possible only in the long term with a significant decrease in the LIB costs, and an electric and hybrid car market that is well-established and whose production volumes are significantly higher than the current ones. Meanwhile, intermediate options, such as purchasing modules to be assembled in order to obtain battery packs, can be explored as possible viable solutions towards a full integration of LIB production by carmakers.

The focus company will approach the electrification process by adopting Scenario 1, at least in the short-medium run, because it is the most flexible one, although being quite expensive and risky due to the dependence on just two battery suppliers. Flexibility appears to be quite relevant, especially in the current mobility transition from traditional to new propulsion systems. In addition, procurement flexibility, together with the possibility of not carrying relevant fixed costs, are crucial elements during the current transition phase towards electrified mobility. Another aspect supporting the company decision can be related to the specific competences required for undertaking Scenario 2. These skills are still not fully established in the company under study, and more in general among car manufacturers, wherein companies often outsource the production of batteries for their low impact vehicles. However, in the next years, in the case of an increase of the demand for electric

and hybrid cars, it is reasonable to deal with a gradual shift to the purchasing of the single battery components.

6. DISCUSSION AND CONCLUSIONS

This work discusses a preliminary approach to analyse the different strategies for procuring LIBs part of vehicle propulsion systems. The purpose is supporting the identification of the relevant aspects to be taken into account, with the final goal of guiding the definition of the most suitable SC configurations. The proposed contribution focuses on the main logistics costs and environmental issues. The presented approach provides a quantitative framework that contributes to enhance the literature about both LIB and electric and hybrid vehicle SCs. This approach is practical and straightforward in nature, thus offering an easy-to-implement methodology that can be adapted to the needs of specific car manufacturers. Moreover, the approach structure can be used as a reference guide to add additional criteria to the analysis. As such, the present work is one of the first attempts to conduct formal yet operational studies on the procurement of LIBs in the automotive sector, which is highly beneficial to design SCs able to contribute to decrease the total battery SC cost. Finally, the proposed research suggests how different vertical integration levels affect logistics and SC management, thus integrating the existing literature on this topic (C. Huth et al., 2015).

Some theoretical and practical implications can be drawn from this contribution. From an academic point of view, it stimulates deepening the study of the SC of batteries for electric and hybrid vehicles, by suggesting how complex this system is. Furthermore, the present paper might encourage the development of battery procurement models by taking into account more quantitative and operational aspects. From a practical point of view, the proposed preliminary approach can assist automotive companies in the selection of LIB supply or production strategies by considering different vertical integration levels together with their effects on SCs. Additionally, the structured LIB procurement management approach suggested by this study is able to support carmakers in effectively designing their SCs.

However, the present work suffers from some limitations. First, logistics operational aspects associated for instance with warehouse activities are not included in the approach. Second, the costs of the auxiliary components (e.g. cables and connectors) that are needed for instance to produce battery packs are not considered. Finally, intermediate scenarios between buying battery packs and producing them in-house are not explored.

Based on these considerations, future research will address additional decision-making criteria, including those related to the internal material handling tasks required by different procurement and assembly policies. Also, the cost of any additional material involved in the battery production process will be considered. Finally, the approach will be extended to analyse multiple options corresponding to different intermediate vertical integration levels.

ACKNOWLEDGMENTS

This work has been developed as part of the authors' research activities within the Center for Automotive Research and Sustainable mobility@PoliTO (CARS) at Politecnico di Torino, Italy.

REFERENCES

- Arenas Guerrero, C. P., Ju, F., Li, J., Xiao, G., & Biller, S. (2015). Hybrid/Electric Vehicle Battery Manufacturing: The State-of-the-Art. In *Contemporary Issues in Systems Science and Engineering*. <https://doi.org/10.1002/9781119036821.ch24>
- Cagliano, A. C., Carlin, A., Mangano, G., & Rafele, C. (2017). Analyzing the diffusion of eco-friendly vans for urban freight distribution. *International Journal of Logistics Management*, 28(4), 1218–1242. <https://doi.org/10.1108/IJLM-05-2016-0123>
- Cagliano, A. C., Demarco, A., Rafele, C., & Volpe, S. (2011). Using system dynamics in warehouse management: A fast-fashion case study. *Journal of Manufacturing Technology Management*, 22(2). <https://doi.org/10.1108/17410381111102207>
- Černá, L., Zitrický, V., & Daniš, J. (2017). The methodology of selecting the transport mode for companies on the Slovak transport market. *Open Engineering*, 7(1), 6–13. <https://doi.org/10.1515/eng-2017-0002>
- Chen, S., Wen, K., Fan, J., Bando, Y., & Golberg, D. (2018). Progress and future prospects of high-voltage and high-safety electrolytes in advanced lithium batteries: From liquid to solid electrolytes. *Journal of Materials Chemistry A*, 6(25), 11631–11663. <https://doi.org/10.1039/c8ta03358g>
- Ciez, R. E., & Whitacre, J. F. (2017). Comparison between cylindrical and prismatic lithium-ion cell costs using a process based cost model. *Journal of Power Sources*, 340, 273–281. <https://doi.org/10.1016/j.jpowsour.2016.11.054>
- Franco, V., Zacharopoulou, T., Hammer, J., Schmidt, H., Mock, P., Weiss, M., & Samaras, Z. (2016). Evaluation of Exhaust Emissions from Three Diesel-Hybrid Cars and Simulation of After-Treatment Systems for Ultralow Real-World NO_x Emissions. *Environmental Science and Technology*, 50(23), 13151–13159. <https://doi.org/10.1021/acs.est.6b03585>
- Gao, Z., LaClair, T., Ou, S., Huff, S., Wu, G., Hao, P., ... Barth, M. (2019). Evaluation of electric vehicle component performance over eco-driving cycles. *Energy*, 172, 823–839. <https://doi.org/10.1016/j.energy.2019.02.017>
- Gu, X., Ieromonachou, P., Zhou, L., & Tseng, M.-L. (2018). Developing pricing strategy to optimise total profits in an electric vehicle battery closed loop supply chain. *Journal of Cleaner Production*, 203, 376–385. <https://doi.org/10.1016/j.jclepro.2018.08.209>
- Gualandris, J., & Kalchschmidt, M. (2014). A model to evaluate upstream vulnerability. *International Journal of Logistics Research and Applications*, 17(3), 249–268. <https://doi.org/10.1080/13675567.2013.860959>
- Guijarro-Rodríguez, A. A., Cevallos-Torres, L. J., Valencia-

- Nuñez, E. R., Wilches-Medina, A. M., & Correa-Barrera, V. A. (2018). Analysis of transport logistics costs in supply chain management by applying fuzzy logic. In *Communications in Computer and Information Science* (Vol. 798).
https://doi.org/10.1007/978-3-319-72727-1_11
- Guzik, R., Domański, B., & Gwosdz, K. (2020). Automotive Industry Dynamics in Central Europe. In *New Frontiers of the Automobile Industry* (pp. 377–397). Springer.
- Hagman, J., Ritzén, S., Stier, J. J., & Susilo, Y. (2016). Total cost of ownership and its potential implications for battery electric vehicle diffusion. *Research in Transportation Business and Management*, 18, 11–17.
<https://doi.org/10.1016/j.rtbm.2016.01.003>
- Heinicke, M., & Wagenhaus, G. (2015). Sustainability in the car-based mobility: The case of the electric vehicle Editha. *International Journal of Energy Sector Management*, 9(1), 105–119.
<https://doi.org/10.1108/IJESM-04-2013-0008>
- Helbig, C., Bradshaw, A. M., Wietschel, L., Thorenz, A., & Tuma, A. (2018). Supply risks associated with lithium-ion battery materials. *Journal of Cleaner Production*, 172, 274–286.
<https://doi.org/10.1016/j.jclepro.2017.10.122>
- Huth, C., Kieckhäfer, K., & Spengler, T. S. (2015). Make-or-buy strategies for electric vehicle batteries—a simulation-based analysis. *Technological Forecasting and Social Change*, 99, 22–34.
<https://doi.org/10.1016/j.techfore.2015.06.027>
- Huth, Christian, Wittek, K., & Spengler, T. S. (2013). OEM strategies for vertical integration in the battery value chain. *International Journal of Automotive Technology and Management*, 13(1), 75–92.
- Kalaitzi, D., Matopoulos, A., & Clegg, B. (2019). Managing resource dependencies in electric vehicle supply chains: a multi-tier case study. *Supply Chain Management*, 24(2), 256–270. <https://doi.org/10.1108/SCM-03-2018-0116>
- Kouchachvili, L., Yaïci, W., & Entchev, E. (2018). Hybrid battery/supercapacitor energy storage system for the electric vehicles. *Journal of Power Sources*, 374, 237–248. <https://doi.org/10.1016/j.jpowsour.2017.11.040>
- Li, L., Dababneh, F., & Zhao, J. (2018). Cost-effective supply chain for electric vehicle battery remanufacturing. *Applied Energy*, 226, 277–286.
<https://doi.org/10.1016/j.apenergy.2018.05.115>
- Ljubić, I., Mutzel, P., & Zey, B. (2017). Stochastic survivable network design problems: Theory and practice. *European Journal of Operational Research*, 256(2), 333–348. <https://doi.org/10.1016/j.ejor.2016.06.048>
- Medina-Serrano, R., González-Ramírez, R., Gasco-Gasco, J., & Llopis-Taverner, J. (2020). Strategic sourcing: Developing a progressive framework for make-or-buy decisions. *Journal of Industrial Engineering and Management*, 13(1), 133–154.
- Miller, B. (2015). Automotive Lithium-Ion Batteries. *Johnson Matthey Technology Review*, 59(1), 4–13.
- Nakano, M., Akikawa, T., & Shimazu, M. (2013). Process integration mechanisms in internal supply chains: case studies from a dynamic resource-based view. *International Journal of Logistics Research and Applications*, 16(4), 328–347.
<https://doi.org/10.1080/13675567.2013.813919>
- Özel, F. M., Ernst, C.-S., Davies, H. C., & Eckstein, L. (2013). Development of a battery electric vehicle sector in North-West Europe: Challenges and strategies. *International Journal of Electric and Hybrid Vehicles*, 5(1), 1–14. <https://doi.org/10.1504/IJEHV.2013.053464>
- Parashar, R. (2020). Evaluation of Make or Buy Approaches for Batteries Used in Electric Cars: A Comprehensive Make-Buy Analysis With Qualitative Factors Defending the Decision to Make Batteries. In *Handbook of Research on Interdisciplinary Approaches to Decision Making for Sustainable Supply Chains* (pp. 578–596). IGI Global.
- Pelletier, S., Jabali, O., Laporte, G., & Veneroni, M. (2017). Battery degradation and behaviour for electric vehicles: Review and numerical analyses of several models. *Transportation Research Part B: Methodological*, 103, 158–187. <https://doi.org/10.1016/j.trb.2017.01.020>
- Pierre, C., Francesco, P., & Theo, N. (2019). Towards low carbon global supply chains: A multi-trade analysis of CO₂ emission reductions in container shipping. *International Journal of Production Economics*, 208, 17–28.
<https://doi.org/10.1016/j.ijpe.2018.11.016>
- Potter, A., & Graham, S. (2019). Supplier involvement in eco-innovation: The co-development of electric, hybrid and fuel cell technologies within the Japanese automotive industry. *Journal of Cleaner Production*, 210, 1216–1228.
<https://doi.org/10.1016/j.jclepro.2018.10.336>
- Rafele, C., Mangano, G., Cagliano, A. C., & Carlin, A. (2020). Assessing batteries supply chain networks for low impact vehicles. *International Journal of Energy Sector Management*, 14(1), 148–171.
<https://doi.org/10.1108/IJESM-11-2018-0004>
- Rogers, D. S., Lambert, D.M., Croxton, K.L., García-Dastugue, S. J. (2002). The returns management process. *The International Journal of Logistics Management*, 13(2), 1–18.
<https://doi.org/10.1108/09574090210806397>
- Scorrano, M., Danielis, R., & Giansoldati, M. (2020). Dissecting the total cost of ownership of fully electric cars in Italy: The impact of annual distance travelled, home charging and urban driving. *Research in Transportation Economics*, 100799.
- Zhang, X. (2014). Reference-dependent electric vehicle production strategy considering subsidies and consumer trade-offs. *Energy Policy*, 67, 422–430.
<https://doi.org/10.1016/j.enpol.2013.12.028>