

Comparison between control-based continuation and phase-locked loop methods for the identification of backbone curves and nonlinear frequency responses

Original

Comparison between control-based continuation and phase-locked loop methods for the identification of backbone curves and nonlinear frequency responses / Muller, F.; Abeloos, G.; Ferhatoglu, E.; Scheel, M.; Brake, M. R. W.; Tiso, P.; Renson, L.; Krack, M.. - 1:(2020), pp. 75-78. (Intervento presentato al convegno 38th IMAC, A Conference and Exposition on Structural Dynamics, 2020 tenutosi a Houston nel 10 February 2020through 13 February 2020) [10.1007/978-3-030-47626-7_11].

Availability:

This version is available at: 11583/2848972 since: 2020-10-20T10:22:50Z

Publisher:

Springer

Published

DOI:10.1007/978-3-030-47626-7_11

Terms of use:

This article is made available under terms and conditions as specified in the corresponding bibliographic description in the repository

Publisher copyright

Springer postprint/Author's Accepted Manuscript

This version of the article has been accepted for publication, after peer review (when applicable) and is subject to Springer Nature's AM terms of use, but is not the Version of Record and does not reflect post-acceptance improvements, or any corrections. The Version of Record is available online at: http://dx.doi.org/10.1007/978-3-030-47626-7_11

(Article begins on next page)

Comparison between Control-Based Continuation and Phase-Locked Loop Methods for the Identification of Backbone Curves & Nonlinear Frequency Responses

Florian Müller¹, Gaëtan Abeloos², Erhan Ferhatoglu³, Maren Scheel¹,
Matthew R. W. Brake⁴, Paolo Tiso⁵, Ludovic Renson⁶, Malte Krack¹

¹Institute for Aircraft Propulsion Systems,
University of Stuttgart, Postfach 10 60 37, 70049 Stuttgart, Germany

²Department of Aerospace and Mechanics,
University of Liège, Place du 20-Août 7, B-4000 Liège, Belgium

³Department of Mechanical and Aerospace Engineering,
Politecnico di Torino, Corso Duca degli Abruzzi 24, 10129 Torino, Italy

⁴Department of Mechanical Engineering,
Rice University, 6100 Main St., Houston, TX 77005-1827, USA

⁵Department of Mechanical and Process Engineering,
ETH Zürich, Rämistrasse 101, 8092 Zurich, Switzerland

⁶Department of Mechanical Engineering
Imperial College London, South Kensington Campus, London SW7 2AZ, UK

Abstract

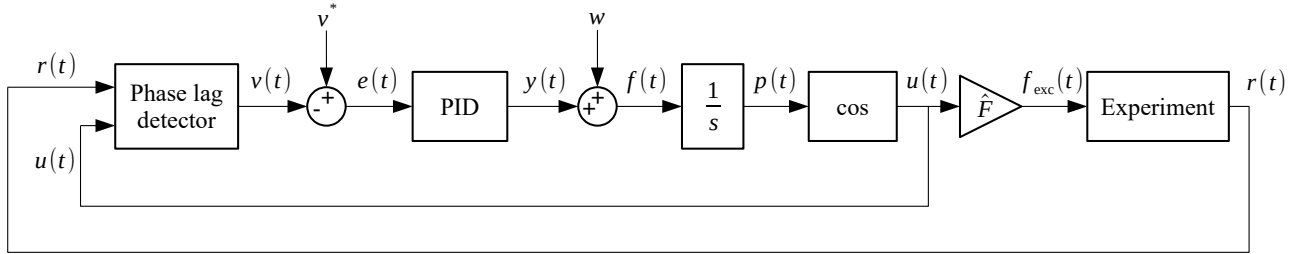
Control-based continuation (CBC) and phase-locked loops (PLL) are two experimental testing methods that have demonstrated great potential for the non-parametric identification of key nonlinear dynamic features such as nonlinear frequency responses and backbone curves. Both CBC and PLL exploit stabilizing feedback control to steer the dynamics of the tested system towards the responses of interest and overcome important difficulties experienced when applying conventional testing methods such as sine sweeps to nonlinear systems. For instance, if properly designed, the feedback controller can prevent the system from exhibiting untimely transitions between coexisting responses or even losing stability due to bifurcations. This contribution aims to highlight the similarities that exist between CBC and PLL and present the first thorough comparison of their capabilities. Comparisons are supported by numerical simulations as well as experimental data collected on a conceptually simple nonlinear structure primarily composed of a thin curved beam. The beam is doubly clamped and exhibits nonlinear geometric effects for moderate excitation amplitudes.

Keywords: Control-Based Continuation, Phase-Locked Loop, Backbone Curves, Nonlinear Dynamics, Experimental Identification

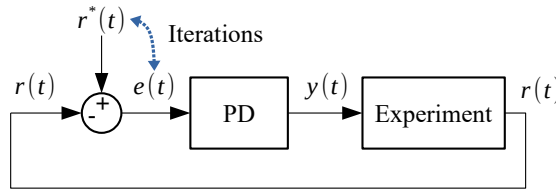
Introduction

Experimental characterization of the dynamics of nonlinear structures is challenging for multiple reasons. The characteristics of the structural response can be heavily dependent on the level of excitation of the structure. For instance, the frequency at which the structure’s displacement and the force applied to it are in phase quadrature can vary with the response amplitude. This relationship is called the backbone curve of the structure. Additionally, several periodic orbits can exist for identical excitation signals. This can be illustrated by the frequency response curves, the relationship between the structural response and the frequency of an harmonic excitation of constant amplitude. Consequently, classical methods used to characterize linear structures encounter difficulties. For instance, performing a sine sweep on a nonlinear structure can result in sudden jumps from one periodic orbit to another and might not unveil all possible limit states (including isolated and unstable ones).

In recent years, new methods for experimental characterization using feedback control were introduced in the literature. The present work consists in performing for the first time the comparison between the phase-locked loop method (PLL) [1] and the control-based continuation (CBC) [2]. Both method can directly obtain the backbone curve in a single experiment. The consistency between the methods is studied as well as their capabilities.



(a) The signals are the following: $r(t)$ the measured response, $p(t)$ the excitation phase, $v(t)$ the measured phase lag, $v^*(t)$ the target phase lag, $e(t)$ the error, $y(t)$ the PID controller output with units of frequency, w the linear resonance frequency, $f(t)$ the excitation frequency, and the excitation signal $u(t)$ multiplied by the gain \hat{F} to create the signal $f_{\text{exc}}(t)$ fed into the actuator of the experiment



(b) The signals are the following: $r(t)$ the measured response, $r^*(t)$ the target response, $e(t)$ the error, $y(t)$ the PD controller output with units of voltage which is fed into the shaker; iterations are made on $r^*(t)$ to cancel the non-fundamental harmonics of $e(t)$

Fig. 1 Diagrams of the PLL and CBC methods, both using different feedback loops to impose respectively the excitation-response phase lag and the response amplitude; the experiment comprises an actuator, sensors, and the structure

Characterization methods

The phase-locked loop (PLL) method imposes a phase lag $v^*(t)$ between the structural response $r(t)$ and the excitation signal $f_{\text{exc}}(t)$ using feedback control. Fig. 1a shows the structure of the PLL feedback loop. The phase lag $v(t)$ is detected between the measured response signal $r(t)$ and the oscillating signal $u(t)$. The phase lag detector relies on the fact that the product of two harmonic signals possesses a constant part whose value depends on the phase lag. This constant part is isolated using a low-pass filter whose cut-off frequency is below the first harmonic of the

signals. Subtracting $v(t)$ from the phase lag target $v^*(t)$ gives the phase error $e(t) = v^* - v(t)$ which is fed into a PID controller. The purpose of the controller is to cancel $e(t)$ completely. The resulting signal $y(t)$ has frequency units and can be seen as the frequency difference between the linear resonance frequency w and the excitation frequency $f(t) = w + y(t)$. The time integral of the excitation frequency is the excitation phase $p(t)$. The cosine of $p(t)$ gives the excitation signal $u(t)$. In order to control the excitation level, $u(t)$ is multiplied by a gain \hat{F} creating the signal $f_{\text{exc}}(t)$ which feeds the actuator connected to the structure.

Control-based continuation (CBC) imposes the response amplitude using feedback control as well. Fig. 1b shows the feedback loop of CBC. The response $r(t)$ is multiharmonic due to the nonlinearities in the experiment. $r(t)$ is directly compared to a response target $r^*(t)$ to create the error signal $e(t)$, fed into a PD controller. The resulting excitation signal $y(t)$ is fed into the shaker connected to the structure. Contrary to the PLL, the control error $e(t)$ does not need to be cancelled completely as the target signal acts only as a proxy for the system states. In this case, $y(t)$ must be a non-zero monoharmonic signal, and so must $e(t)$. The main challenge of the method is to find an adequate $r^*(t)$. The first harmonic of $r^*(t)$ is the parameter controlling the excitation level. However, if $r^*(t)$ was monoharmonic, the error signal $e(t)$ would contain the harmonics of $r(t)$ and the controller would be invasive, i.e. the excitation signal $y(t)$ would be multiharmonic whereas a monoharmonic excitation is desired. After reaching steady-state, the higher harmonics of $r^*(t)$ can be replaced by the ones of $r(t)$. This is repeated until the higher harmonics are identical in both signals. At this point, $e(t)$ is monoharmonic and so is $y(t)$: the controller is non-invasive.




Fig. 2 Base-excited experiment comprising a shaker actuating the structure, itself composed of a rigid base and a thin curved beam; sensors consist in a laser vibrometer and an impedance head measuring the force and the acceleration at the shaker-base connection

Experimental results

Both methods are applied on the structure shown in Fig. 2. It is a slightly curved beam bolted to a base which exhibits softening-hardening behavior. The base is mounted vertically on a shaker with an impedance head at their connection to measure the force and the acceleration at this point. The velocity of the beam is measured by a laser vibrometer (see Fig. 2). Backbones measured successively by CBC and PLL are shown and compared in Fig. 3 and present a clear softening-hardening behavior. They are very consistent with one another, both methods measured the same frequency for the fold bifurcation in the backbone curve. Fig. 4 shows the frequency response curves (FRCs) obtained by both methods. Fig. 4a shows the FRCs directly measured by the PLL method. Although FRCs could have also been measured with the CBC method, they were interpolated from the data collected during amplitude sweeps [2]. These interpolated FRCs are shown in Fig. 4c. Corresponding FRCs obtained by both methods are compared in Fig. 4b. Because the experiments were not made successively, the backbones are not entirely consistent, but both them and the FRCs show high consistency between both methods.

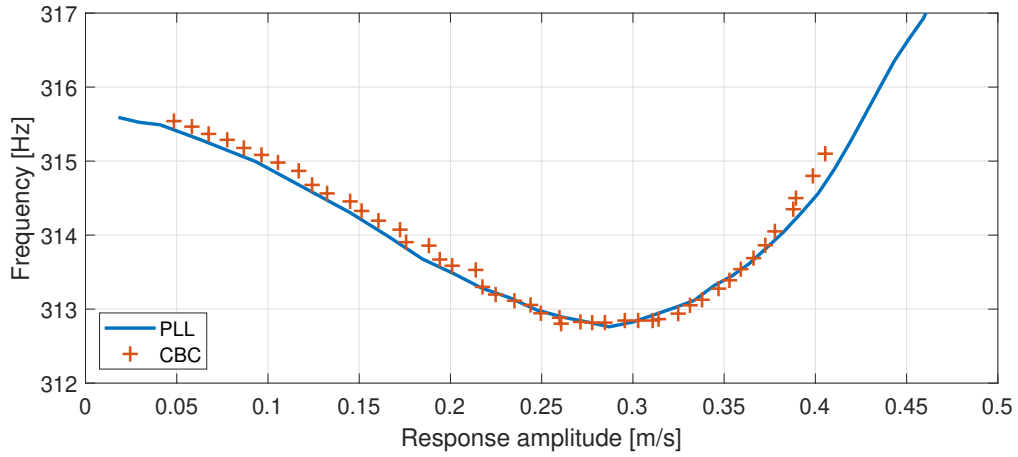
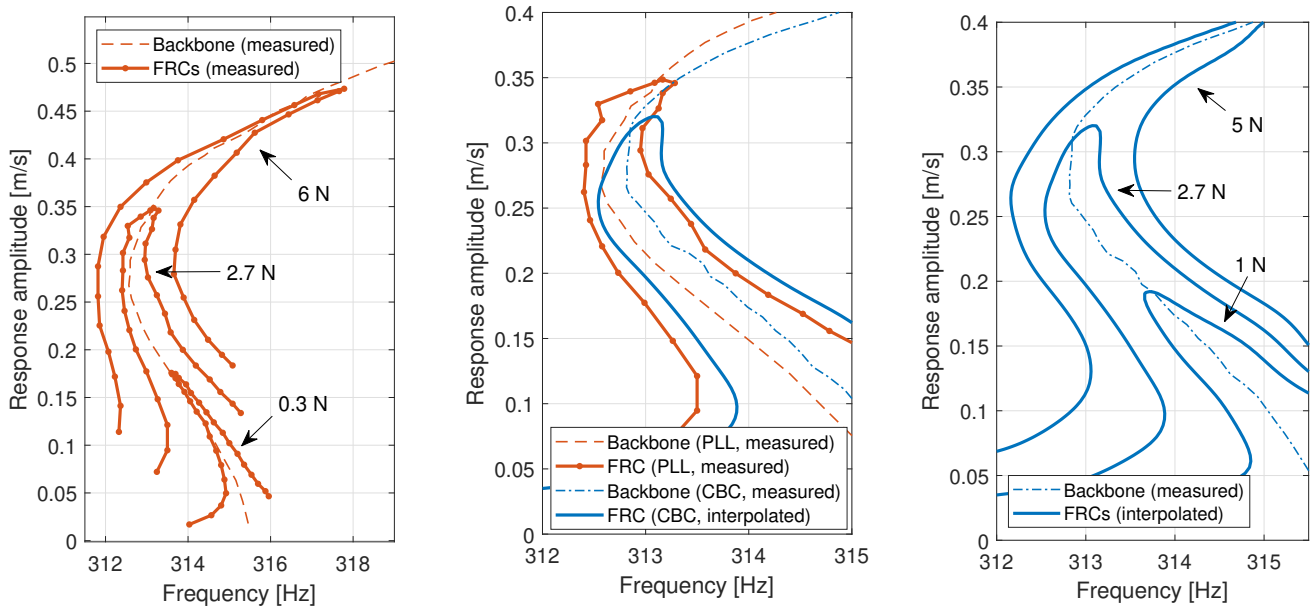


Fig. 3 Comparison between the backbone curve directly measured with the PLL method and with the CBC



(a) FRCs directly measured with PLL (b) Comparison between the FRCs measured with PLL and interpolated from data measured with CBC at a forcing amplitude of 2.7 N (c) FRCs interpolated from data measured with CBC

Fig. 4 Frequency response curves either measured directly with PLL or interpolated from data measured with CBC

Conclusion

The phase-locked loop (PLL) and control-based continuation (CBC) were directly compared when applied to the same softening-hardening structure. Both methods are capable of directly measuring the backbone curve of the structure and give out consistent results. The PLL method can directly measure the frequency response curves experimentally. The CBC method can in theory do the same but in this work, it has been used to measure the full manifold of the structural response, from which the frequency response curves has been interpolated. The methods give consistent results for the backbones and the frequency response curves.

Acknowledgement

G.A. is funded by the FRIA grant of the Fonds National de la Recherche Scientifique (FNRS), L.R. is funded by a Research Fellowship from the Royal Academy of Engineering (RF1516/15/11). They gratefully acknowledge the financial support of the Royal Academy of Engineering and the FNRS.

References

- [1] **Scheel, M., Peter, S., Leine, R. I. and Krack, M.**, *A phase resonance approach for modal testing of structures with nonlinear dissipation*, Journal of Sound and Vibration, Vol. 435, pp. 56–73, 2018.
- [2] **Renson, L., Gonzalez-Buelga, A., Barton, D. A. W. and Neild, S.**, *Robust identification of backbone curves using control-based continuation*, Journal of Sound and Vibration, Vol. 367, pp. 145–158, 2016.