

Measurement of charged jet cross section in pp collisions at  $s = 5.02$  TeV

*Original*

Measurement of charged jet cross section in pp collisions at  $s = 5.02$  TeV / Acharya, S; Adamova, D.; Adolphson, J; Aggarwal, M.; Rinella, G.; Agnello, M.; Agrawal, N; Bufalino, S.; Concas, M.; Grosa, F.; Ravasenga, I; Fecchio, P.; Catalano, F.. - In: PHYSICAL REVIEW D. - ISSN 2470-0010. - STAMPA. - 100:9(2019), p. 092004.  
[10.1103/PhysRevD.100.092004]

*Availability:*

This version is available at: 11583/2848023 since: 2020-10-09T16:16:16Z

*Publisher:*

American Physical Society

*Published*

DOI:10.1103/PhysRevD.100.092004

*Terms of use:*

This article is made available under terms and conditions as specified in the corresponding bibliographic description in the repository

*Publisher copyright*

(Article begins on next page)

**Measurement of charged jet cross section in  $pp$  collisions at  $\sqrt{s} = 5.02$  TeV**S. Acharya *et al.*\*

(A Large Ion Collider Experiment Collaboration)



(Received 3 July 2019; published 13 November 2019)

The cross section of jets reconstructed from charged particles is measured in the transverse momentum range of  $5 < p_T < 100$  GeV/ $c$  in  $pp$  collisions at the center-of-mass energy of  $\sqrt{s} = 5.02$  TeV with the ALICE detector. The jets are reconstructed using the anti- $k_T$  algorithm with resolution parameters  $R = 0.2, 0.3, 0.4,$  and  $0.6$  in the pseudorapidity range  $|\eta| < 0.9 - R$ . The charged jet cross sections are compared with the leading-order (LO) and to next-to-leading-order (NLO) perturbative quantum chromodynamics (pQCD) calculations. It is found that the NLO calculations agree better with the measurements. The cross section ratios for different resolution parameters are also measured. These ratios increase from low  $p_T$  to high  $p_T$  and saturate at high  $p_T$ , indicating that jet collimation is larger at high  $p_T$  than at low  $p_T$ . These results provide a precision test of pQCD predictions and serve as a baseline for the measurement in Pb-Pb collisions at the same energy to quantify the effects of the hot and dense medium created in heavy-ion collisions at the LHC.

DOI: [10.1103/PhysRevD.100.092004](https://doi.org/10.1103/PhysRevD.100.092004)**I. INTRODUCTION**

In quantum chromodynamics (QCD), jets are defined as collimated showers of particles resulting from the fragmentation of hard (high momentum transfer  $Q$ ) partons (quarks and gluons) produced in short-distance scattering processes. Jet cross section measurements provide valuable information about the strong coupling constant,  $\alpha_s$ , and the structure of the proton [1,2]. In addition, inclusive jet production represents a background to many other processes at hadron colliders. Therefore, the predictive power of fixed-order perturbative QCD (pQCD) calculations of jet production is relevant in many studies in high-energy collisions, and the inclusive jet cross section measurements in proton-proton collisions provide a clean test of pQCD. Jet production in  $e^+e^-$ ,  $ep$ ,  $p\bar{p}$ , and  $pp$  collisions is quantitatively described by pQCD calculations [3–5].

Jets also constitute an important probe for the study of the hot and dense QCD matter created in high-energy collisions of heavy nuclei. In nucleus-nucleus ( $A$ - $A$ ) collisions, high- $p_T$  partons penetrate the colored medium and lose energy via induced gluon radiation and elastic scattering (see Ref. [6] and references therein), while in proton-nucleus ( $p$ - $A$ ) collisions, jet production may be modified by cold nuclear matter (CNM) effects [7–10]. Furthermore,

in high-multiplicity  $pp$  and  $p$ - $A$  collisions, jet production could be modified even if the collision system is small. The measurements of inclusive jets in  $pp$  collisions thus provide a baseline for similar measurements in  $A$ - $A$ ,  $p$ - $A$ , and high-multiplicity  $pp$  and  $p$ - $A$  collisions.

The measured jet properties are typically well reproduced by many general-purpose Monte Carlo (MC) event generators [11]. The unprecedented beam energy achieved at the Large Hadron Collider (LHC) [12] in  $pp$  collisions enables an extension of the energy range of the jet production cross section and property measurements carried out at lower energies. Such measurements enable further tests of QCD and help in the tuning of MC event generators. Inclusive jet production cross sections have been measured in collisions of hadrons at the  $Spp\bar{p}S$  and Tevatron colliders at various center-of-mass energies. The latest and most precise results at  $\sqrt{s} = 1.96$  TeV are detailed in Refs. [13,14]. At the LHC at CERN, the ALICE, ATLAS and CMS Collaborations have measured inclusive jet cross sections in proton-proton collisions at center-of-mass energies of  $\sqrt{s} = 2.76$  TeV [15–17], 7 TeV [18,19], and 8 TeV [20,21]. Recently, the ATLAS and CMS Collaborations have measured the inclusive jet cross sections at  $\sqrt{s} = 13$  TeV [22,23].

This paper presents the measurements of the inclusive charged jet cross sections in proton-proton collisions at a center-of-mass energy of  $\sqrt{s} = 5.02$  TeV by the ALICE Collaboration at the LHC. The inclusive charged jet cross sections are measured double-differentially as a function of the jet transverse momentum,  $p_T$ , and the absolute jet pseudorapidity,  $|\eta|$ . The jets are reconstructed using the anti- $k_T$  jet clustering algorithm [24] with resolution

\*Full author list given at the end of the article.

parameter values of  $R = 0.2, 0.3, 0.4,$  and  $0.6$ . The inclusive charged jet cross sections are measured in the kinematic region of  $5 < p_T < 100$  GeV/ $c$  and a pseudorapidity of  $|\eta| < 0.9 - R$ . The analysis is restricted to jets reconstructed solely from charged particles, hereafter called “charged jets.” Charged particles with momenta down to  $p_T > 0.15$  GeV/ $c$  are used in the jet reconstruction of different  $R$  values, thereby allowing us to test perturbative and nonperturbative aspects of jet production and fragmentation as implemented in MC event generators [25,26]. ALICE reported similar measurements of charged jet production in  $pp$  [27,28],  $p$ -Pb [29,30], and Pb-Pb collisions [31] using data from the first LHC run.

A brief description of the ALICE detector and the selected data sample are introduced in Sec. II. MC simulations and theoretical calculations used for comparison to data are presented in Sec. III. The cross section definition is given in Sec. IV, and the unfolding procedure is described in Sec. V. Systematic uncertainties on the cross section measurements are addressed in Sec. VI. Finally, the results without and with underlying event (UE) subtraction are presented and discussed in Sec. VII and in the Appendix, respectively.

## II. EXPERIMENTAL SETUP AND DATA SAMPLE

ALICE (A Large Ion Collider Experiment) is a dedicated heavy-ion experiment at the LHC, CERN. A detailed description of the detectors can be found in Ref. [32]. The detector components used in the data analysis presented in this publication are outlined here.

The ALICE detector comprises a central barrel (pseudorapidity  $|\eta| < 0.9$  coverage over full-azimuth) immersed in a uniform 0.5 T magnetic field along the beam axis ( $z$ ) supplied by the large solenoid magnet. The forward-rapidity plastic scintillator counters are positioned on each side of the interaction point, covering pseudorapidity ranges  $2.8 < \eta < 5.1$  (V0A) and  $-3.7 < \eta < -1.7$  (V0C), and they are used for determination of the interaction trigger. The central barrel contains a set of tracking detectors: a six-layer high-resolution silicon inner tracking system (ITS) surrounding the beam pipe [from inside outward: the silicon pixel (SPD), drift (SDD), and strip (SSD) detectors], and a large-volume (5 m length, 5.6 m diameter) time-projection chamber (TPC).

The ITS and TPC space points are combined to reconstruct tracks from charged particles over a wide transverse momentum range ( $0.15 < p_T < 100$  GeV/ $c$ ). The selected tracks are required to have at least 70 TPC space points out of a maximum of 159 possible and more than 60% of the findable TPC space points based on the track parameters. For the best momentum resolution, at least three track hits are required to be located in the ITS. The primary vertex position is reconstructed from charged particle tracks as described in Ref. [33]. Only tracks originating from the primary vertex, called primary tracks, are used for jet

reconstruction. These tracks are selected based on their distance of closest approach to the primary vertex of the interaction (smaller than 2.4 cm and 3.2 cm in the transverse plane and along the beam axis, respectively).

To fully compensate the loss of tracking efficiency with the SPD dead areas and recover good momentum resolution, tracks without any hit in either of the two SPD layers, referred to as “hybrid tracks,” are also retained but constrained to the primary vertex [34]. The tracking efficiency estimated from a full simulation of the detector (see Sec. III) is 80% for  $p_T > 0.4$  GeV/ $c$ , decreasing to 60% at 0.15 GeV/ $c$ . The momentum resolution is better than 3% for hybrid tracks below 1 GeV/ $c$ , and increases linearly up to 10% at  $p_T = 100$  GeV/ $c$ .

The measurement presented here uses data from  $pp$  collisions at a center-of-mass energy of  $\sqrt{s} = 5.02$  TeV collected in 2015. During this period, minimum-bias (MB) events are selected using the high-purity V0-based MB trigger [35], which required a charged particle signal coincidence in the V0A and V0C arrays. The corresponding visible  $pp$  cross section was measured with the van der Meer technique to be  $51.2 \pm 1.2$  mb [36]. During the intensity ramp up, the instantaneous luminosity delivered by the LHC was successively leveled to  $2 \times 10^{29}$  cm $^{-2}$  s $^{-1}$  and  $10^{30}$  cm $^{-2}$  s $^{-1}$ , resulting in interaction rates of 10 kHz and 50 kHz, respectively [37]. The track quality was checked, and it was found to be independent of interaction rates.

Further selection of MB events for offline analysis is made by requiring a primary vertex position within  $\pm 10$  cm around the nominal interaction point to ensure full geometrical acceptance in the ITS for  $|\eta| < 0.9$ . Pileup interactions are maintained at an average number of  $pp$  interactions per bunch, crossing below 0.06 through beam separation in the horizontal plane. Residual pileup events are rejected based on a multiple vertex finding algorithm using SPD information [34]. After event selection, a dataset of  $103 \times 10^6$  minimum-bias  $pp$  collisions corresponding to an integrated luminosity  $\mathcal{L}_{\text{int}} = 2$  nb $^{-1}$  is used.

## III. MONTE CARLO SIMULATION

Monte Carlo (MC) event generators are used both for predictions of jet production to compare with data, and for simulations of detector performance for particle detection and reconstruction used to correct the measured distributions for instrumental effects. For the latter case, primary simulated events are generated with the PYTHIA8 [38] (PYTHIA 8.125, Monash2013 tune [39]) MC generator. Then particles are transported through the simulated detector apparatus with GEANT3.21 [40]. The simulated and real data are analyzed with the same reconstruction algorithms.

The MC generators HERWIG [41,42] (HERWIG6.510) and PYTHIA6 (PYTHIA6.425 and several UE tunes defined as everything accompanying an event but the hard scattering) [43] are used for variations of the detector response and

systematic investigations of the MC correction factors as well as jet fragmentation and hadronization patterns (as described in Sec. VI). For comparison with data, MC-simulated samples with different tunes from PYTHIA6, PYTHIA8, and POWHEG merged with PYTHIA8 for the parton shower and hadronization [44–47] are used.

PYTHIA and HERWIG are both event generators based on leading-order (LO) pQCD calculations of matrix elements for  $2 \rightarrow 2$  reactions of parton-level hard scattering. However, each generator utilizes different approaches to describe the parton shower and hadronization processes. HERWIG makes angular ordering a direct part of the evolution process and thereby takes coherence effects into account in the emission of soft gluons. PYTHIA6 is based on transverse-momentum-ordered showers [48] in which angular ordering is imposed by an additional veto. In PYTHIA6, the initial-state evolution and multiple parton-parton interactions are interleaved into one common decreasing  $p_T$  sequence. In PYTHIA8, the final-state evolution is also interleaved with initial-state radiation and multiparton interactions. Hadronization in PYTHIA proceeds via string breaking as described by the Lund model [49], whereas HERWIG uses cluster fragmentation [50].

The PYTHIA Perugia tune variations, beginning with the central tune Perugia-0 [51], are based on LEP, Tevatron, and SPS data. The PYTHIA6 Perugia-2011 family of tunes [51] belongs to the first generation of tunes that use LHC  $pp$  data at  $\sqrt{s} = 0.9$  and 7 TeV. For the PYTHIA8 Monash-2013 tune [39], data at  $\sqrt{s} = 8$  and 13 TeV are also used. The PYTHIA8 CUETP8M1 tune uses the parameters of the Monash tune and fits to the UE measurements performed by CMS [52]. The HERWIG generator and PYTHIA6 tunes used in this work utilize the CTEQ5L parton distribution functions (PDFs) [53]. The PYTHIA8 Monash tune uses the NNPDF2.3 LO set [54]. The uncertainty on the PDFs has been taken into account by the variation of the final results for the respective uncertainty sets of the PDFs.

The POWHEG framework, an event-by-event MC, is used for next-to-leading-order (NLO) pQCD calculations of  $2 \rightarrow 2$  and  $2 \rightarrow 3$  parton scattering at  $\mathcal{O}(\alpha_s^3)$ . The outgoing partons from POWHEG are passed to PYTHIA8 event by event where the subsequent parton shower is performed. Double-counting of partonic configurations is inhibited by a matching scheme based on shower emission vetoing [55]. Contrary to fixed-order NLO calculations, the POWHEG MC approach has the advantage that the same selection criteria and jet finding algorithm can be used on the final-state particle level as are used in the analysis of the real data; in particular, only charged particles can be selected. For the comparison with the measured differential jet cross sections, the CT14nlo PDF set is used [56]. The dominant uncertainty in the parton-level calculation is given by the choice of renormalization,  $\mu_R$ , and factorization scale,  $\mu_F$ . The default value is chosen to be  $\mu_R = \mu_F = p_T$  of the underlying Born configuration, here a  $2 \rightarrow 2$

QCD scattering [44]. Independent variations by a factor of 2 around the central value are considered as the systematic uncertainty. For the POWHEG calculations, the PYTHIA8 A14 tune is used [57].

#### IV. INCLUSIVE CHARGED JET CROSS SECTION

Jets are reconstructed from charged particles using the anti- $k_T$  jet clustering algorithm [58,59] with resolution parameters  $R = 0.2, 0.3, 0.4,$  and  $0.6$ . The jet transverse momenta are calculated using a boost-invariant  $p_T$  recombination scheme as the scalar sum of their constituent transverse momenta. The bin-averaged differential inclusive charged jet cross section measured as a function of charged jet transverse momentum  $p_T^{\text{chjet}}$  in bins of pseudorapidity is defined as

$$\frac{d^2\sigma^{\text{chjet}}}{dp_T d\eta}(p_T^{\text{chjet}}) = \frac{1}{\mathcal{L}_{\text{int}}} \frac{dN_{\text{jets}}}{dp_T d\eta}(p_T^{\text{chjet}}), \quad (1)$$

where  $\mathcal{L}_{\text{int}}$  is the integrated luminosity given in Sec. II and  $N_{\text{jets}}$  is the number of jets reconstructed in bins of width  $dp_T$  in transverse momentum and  $d\eta$  in pseudorapidity. One single bin of pseudorapidity  $|\eta| < 0.9 - R$  is considered in this analysis because of the limited coverage of the ALICE central barrel. The measurements are performed in the kinematic range of  $5 < p_T^{\text{chjet}} < 100$  GeV/ $c$ .

Jets observed in  $pp$  collisions are inevitably affected by the underlying event (UE) activity originating from multiple parton interactions (MPIs), fragmentation of beam remnants, and initial- and final-state radiation [60]. The UE can be characterized on an event-by-event basis by the amount of transverse momentum density  $\rho_{\text{UE}}$  in a “control region” cone of the same radius as the jet resolution parameter placed perpendicular to the leading jet axis, at the same pseudorapidity as the leading jet but offset by an azimuthal angle of  $\pm\pi/2$  relative to the jet axis [27]. To obtain the  $\rho_{\text{UE}}$ , we calculate the sum of the track  $p_T$  in a perpendicular cone which is defined with respect to a leading jet axis and divided by jet area as

$$\rho_{\text{UE}} = \sum_{i=0}^n p_{T,i}^{\text{perp}} / \pi R^2, \quad (2)$$

where  $R$  is the jet resolution parameter and  $p_{T,i}^{\text{perp}}$  is the transverse momentum of the  $i$ th track in a perpendicular cone.

The average  $\rho_{\text{UE}}$  as a function of the event scale defined by the leading jet  $p_T$  is shown in Fig. 1 for resolution parameters  $R = 0.2, 0.3, 0.4,$  and  $0.6$ . The relative UE contribution increases with increasing jet transverse momentum. A steep rise of the UE activity in the transverse region is observed with increasing leading jet  $p_T$  followed by a slower rise above 10 GeV/ $c$ , which suggests a weaker correlation with the hard process [61]. The average UE also

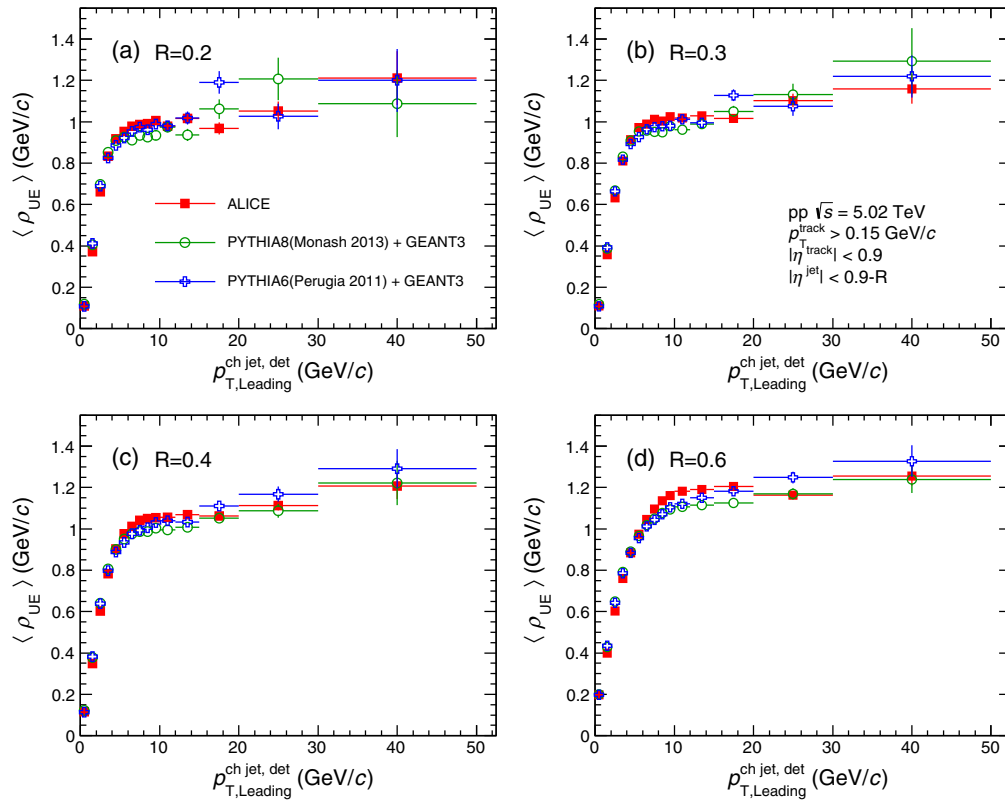


FIG. 1. Dependence of the average  $\rho_{UE}$  on leading jet transverse momentum at detector level compared with predictions from PYTHIA (Perugia-2011 and Monash-2013 tunes) for the resolution parameter  $R = 0.2$  (a),  $0.3$  (b),  $0.4$  (c), and  $0.6$  (d).

has a weak dependence on jet finding resolution parameters. While the asymptotic value of  $\langle \rho_{UE} \rangle$  is located close to 1 GeV/c for resolution parameters from 0.2 up to 0.4, it increases by 20% for  $R = 0.6$ , probably due to the contamination from jet regions which might arise for such a large cone size. Figure 1 compares the data to the recent tunes of the PYTHIA MC event generators as a function of detector level jet  $p_T$ . The measured transverse momentum density can be reproduced by different PYTHIA tunes within 5%, i.e., a slight underestimation from the Monash-2013 tune when approaching the slowly rising region. A similar observation was reported by an earlier publication of UE measurements using leading particles instead of jets [61].

All the observables studied in this paper are measured both with and without UE corrections, with the former presented in the Appendix, and the latter in the body of the paper. The impact of the UE subtraction on the inclusive jet spectrum can be seen in Fig. 11. A systematic uncertainty on the  $\rho_{UE}$  measurement was estimated to be 5% [27], resulting in a 2% uncertainty on the UE subtracted jet cross section at  $p_T^{\text{ch jet}} = 5$  GeV/c and decreasing for higher jet transverse momentum. Furthermore, as a reference for constructing jet nuclear modification factors in Pb-Pb collisions [31,62], leading-track biased jet spectra are made available in the Appendix in Fig. 12.

Finally, the differential inclusive charged jet cross sections are corrected for detector resolution and unfolded to the charged particle level (Sec. V) to allow for a direct comparison to theoretical predictions (Sec. VII).

## V. UNFOLDING OF DETECTOR EFFECTS

The measurement of the steeply falling jet transverse momentum spectrum is affected by the imperfect track reconstruction efficiency and finite track momentum resolution of the detector. The inference of the true spectrum from the smeared one, a process usually called unfolding, requires construction of a detector response matrix. The jet production yields are corrected by the unfolding method [63], as implemented in the RooUnfold package [64]. A two-dimensional detector response matrix maps the transverse momentum of particle-level charged jets clustered from stable charged particles produced by a MC event generator ( $p_T^{\text{jet,particle}}$ ) to the detector-level jets reconstructed from tracks after full GEANT3-based detector simulation ( $p_T^{\text{jet,detector}}$ ). The entries of the response matrix are computed by matching particle- and detector-level jets geometrically, according to the distance  $d = \sqrt{\Delta\eta^2 + \Delta\phi^2}$  between the jet axes. The anti- $k_T$  jet finding algorithm is used for both particle-level and detector-level jet reconstruction.

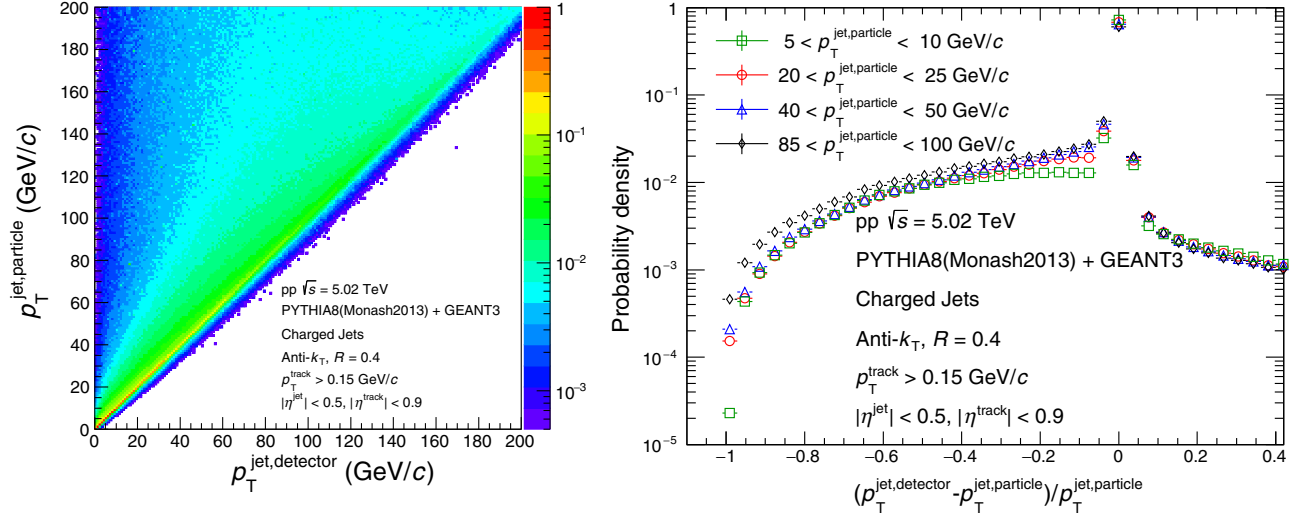


FIG. 2. *Left*: Detector response matrix for  $R = 0.4$  charged jets. *Right*: Probability distribution of the relative momentum difference of simulated ALICE detector response to charged jets in  $pp$  collisions at  $\sqrt{s} = 5.02$  TeV for four different  $p_T$  intervals. Charged jets are simulated using PYTHIA8 Monash-2013 and reconstructed with the anti- $k_T$  jet finding algorithm with  $R = 0.4$ .

The probability of reconstructing a charged jet at a given detector level  $p_T$  as a function of the particle level  $p_T$  is shown in Fig. 2 (left) for charged jets with  $R = 0.4$ , demonstrating the detector response matrix. The probability distribution is derived from this detector response matrix and shown in Fig. 2 (right) for four different  $p_T^{\text{jet,particle}}$  intervals. The distributions have a pronounced peak at zero ( $p_T^{\text{jet,detector}} = p_T^{\text{jet,particle}}$ ). The tracking  $p_T$  resolution induces upward and downward fluctuations with equal probability, whereas the finite detection efficiency of the charged particles results in an asymmetric response.

In this analysis, an unfolding approach relying on a singular value decomposition (SVD) of the detector response matrix is used in order to reduce sizable statistical

fluctuations that are introduced by instabilities in the inversion procedure [65]. This technique also produces a complete covariance matrix, along with its inverse, which allows for full uncertainty propagation. In addition, a Bayesian unfolding [63] was carried out for cross-check and systematic error assessments. Consistent results were obtained with both methods. To validate the unfolding process, and identify potential biases, closure tests are performed which compare the unfolded detector-level distribution to the particle-level truth in the MC simulation. Consistency of the unfolding procedure is also ensured by folding the solution to the detector level and comparing it to the uncorrected distribution used as input. No significant difference is found.

TABLE I. Summary of the systematic uncertainties for a selection of jet transverse momentum bins.

Jet resolution parameter	Jet $p_T$ bin (GeV/c)	Tracking efficiency (%)	Track $p_T$ resolution (%)	Unfolding (%)	Normalization (%)	Secondaries (%)	Total (%)
$R = 0.2$	5–6	1	negligible	1.4	2.3	2.4	3.7
	20–25	2.6	negligible	2.3	2.3	2.2	4.7
	40–50	5.2	negligible	3.8	2.3	2.5	7.3
	85–100	10	negligible	7.8	2.3	2.6	13.1
$R = 0.3$	5–6	1.5	0.1	2.9	2.3	2.2	4.6
	20–25	4.1	0.1	3.4	2.3	2.3	6.3
	40–50	6.2	0.1	4.3	2.3	2.6	8.3
	85–100	8.4	0.1	7.0	2.3	2.7	11.5
$R = 0.4$	5–6	0.9	1.9	1.9	2.3	2.1	4.2
	20–25	3.7	1.9	1.8	2.3	2.4	5.6
	40–50	5.4	1.9	2.5	2.3	2.5	7.2
	85–100	7.5	1.9	4.5	2.3	2.8	9.6
$R = 0.6$	5–6	3.4	1	2.1	2.3	1.9	5.1
	20–25	5.7	1	1.7	2.3	2.6	6.9
	40–50	6.8	1	2.2	2.3	2.6	8
	85–100	8.3	1	4.0	2.3	2.7	9.9

## VI. SYSTEMATIC UNCERTAINTIES

The various sources of systematic uncertainties and their corresponding estimates obtained in this study are summarized in Table I and discussed in detail in the following sections. All systematic uncertainties listed in Table I are considered as uncorrelated except the unfolding one. Therefore, these systematic uncertainties were treated separately and their respective contributions are added in quadrature. In the ratio of the measured cross sections for different radii, the uncertainties from the same source cancel out partially, and the remaining relative difference is taken as the systematic uncertainty on the ratio. The total uncertainty on the jet cross section ratio is determined by adding the remaining contributions from different resources in quadrature.

### A. Tracking efficiency and momentum resolution

To evaluate the impact of the limited track reconstruction efficiency and momentum resolution on the jet cross sections, a fast detector response simulation is used to reduce computing time. The efficiency and resolution are varied independently, and a new response matrix is computed for each variation. The detector-level distributions are then unfolded, and the resulting differences are used as systematic uncertainties. The relative systematic uncertainty on tracking efficiency is estimated to be 3% based on the variations of track selection criteria. The track efficiency contributes a relative systematic uncertainty of up to 8% on the jet cross sections, since it introduces a reduction and smearing of the jet momentum scale.

The systematic uncertainty of the jet cross sections due to the tracking efficiency uncertainty, which is the dominant source of uncertainty, increases with increasing jet  $p_T$  and resolution parameter, while the systematic uncertainty due to momentum resolution is negligible with no  $p_T$  dependence and a weak dependence on the jet resolution parameter.

### B. Unfolding

The reconstructed jet transverse momentum spectra presented in this paper are unfolded using a detector response computed with the Monash2013 tune of the PYTHIA8 event generator [39]. This particular choice of MC event generator affects the detector response by influencing the correlation between the particle- and detector-level quantities used to evaluate the response matrix. Such a MC event generator dependence is quantified by comparing the unfolded spectrum using the default response matrix and generator prior with those obtained with the HERWIG and PYTHIA6 event generators with Perugia-0 and Perugia-2011 tune [51]. This comparison is accomplished by using detector responses from fast simulation. The resulting uncertainty is on the order of 5%.

The SVD unfolding method [65], which is the default approach used in this analysis, is regularized by the choice of

an integer-valued parameter, which separates statistically significant and nonsignificant singular values of the orthogonalized response matrix. The regularized parameter is tuned for each cone radius parameter, separately. To estimate the related systematic uncertainty, the regularization parameter is varied by  $\pm 2$  around the optimal value. The unfolded results are stable against regularization parameter variations with a maximum deviation of 1% at high  $p_T$ .

Lastly, the SVD unfolded spectra are compared with the results obtained with the Bayesian unfolding method [63]. Within uncertainties, the solutions of both unfolding methods are consistent.

The uncertainties discussed above are added in quadrature and referred to as the unfolding systematic uncertainty in Table I.

### C. Cross section normalization

A systematic uncertainty on the integrated luminosity measurement of 2.3% [36] is propagated to the cross section as fully correlated across all  $p_T$  bins. Therefore, it cancels out in the ratio of cross sections.

### D. Contamination from secondary particles

Contamination from secondary particles produced by weak decays of strange particles (e.g.,  $K_S^0$  and  $\Lambda$ ), photon conversions, or hadronic interactions in the detector material, and decays of charged pions is significantly reduced by the requirement on the distance of closest approach of the tracks to the primary vertex point. The uncertainty due to the

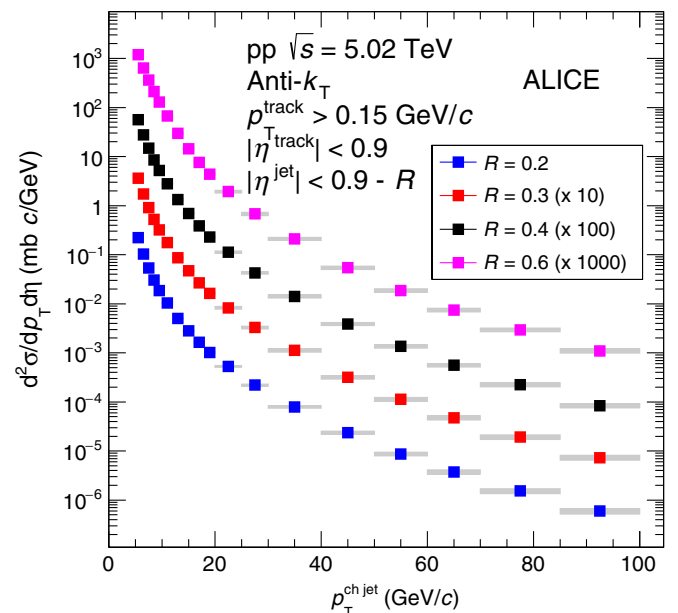


FIG. 3. Charged jet differential cross sections in  $pp$  collisions at  $\sqrt{s} = 5.02$  TeV after detector effect corrections. Statistical uncertainties are displayed as vertical error bars. The total systematic uncertainties are shown as shaded bands around the data points. Data are scaled to enhance visibility.

secondary contribution corresponds to a jet transverse momentum scale uncertainty of 0.5% [27,28].

## VII. RESULTS

### A. Charged jet cross sections

The inclusive charged jet cross sections using the anti- $k_T$  jet finding algorithm in  $pp$  collisions at  $\sqrt{s} = 5.02$  TeV are fully corrected for detector effects and are presented

in Fig. 3. In this study, the inclusive charged jet cross sections are reported for jet resolution parameters  $R = 0.2, 0.3, 0.4,$  and  $0.6$ . The choice of  $R$  is driven by which aspects of jet formation are investigated since the relative strength of perturbative and nonperturbative (hadronization and underlying event) effects on the jet transverse momentum distribution show a strong  $R$  dependence [25]. Pseudorapidity ranges are limited to  $|\eta| < 0.9 - R$  to avoid edge effects at the limit of the tracking detector acceptance.

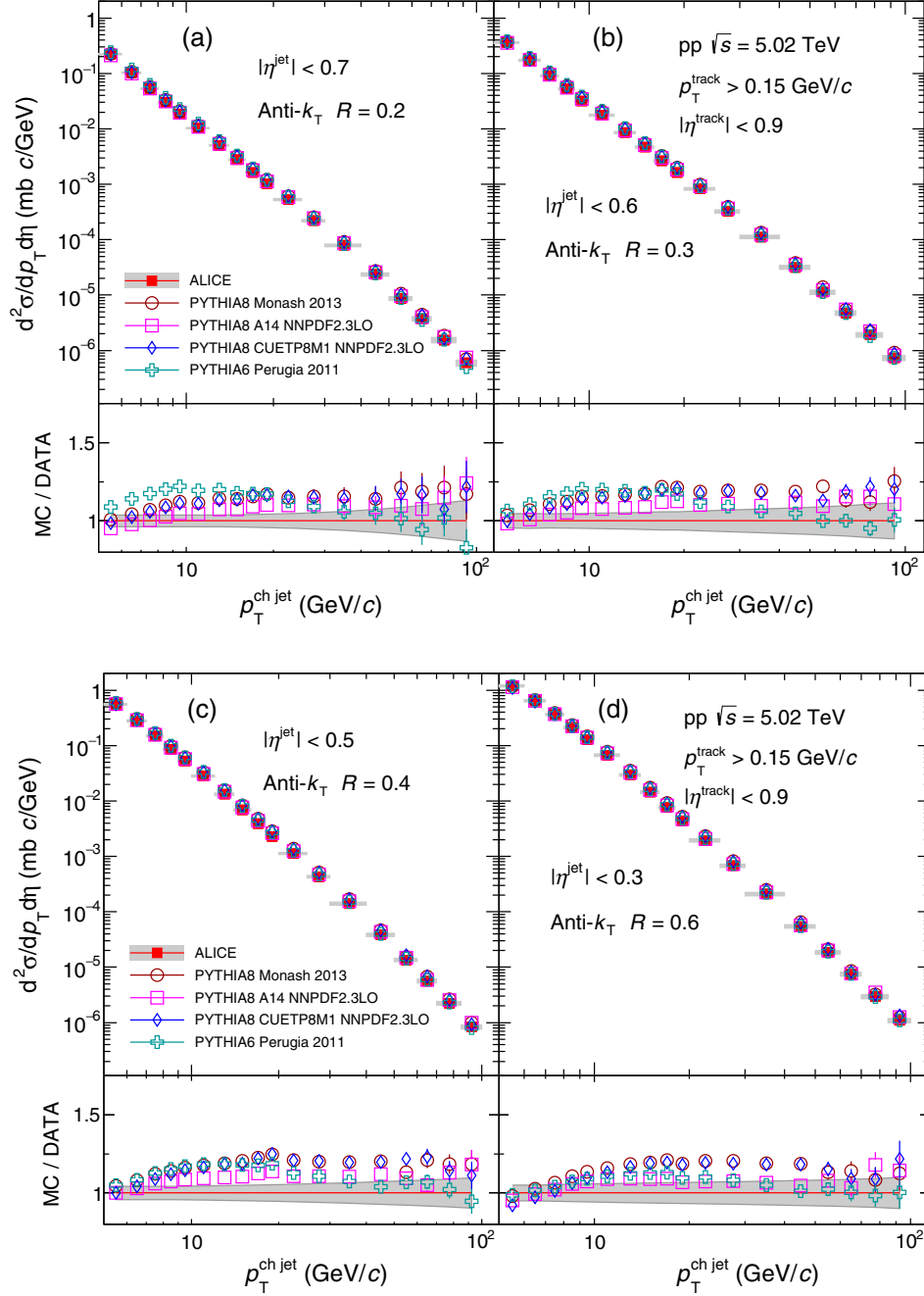


FIG. 4. Comparison of the charged jet cross section to LO MC predictions for the resolution parameter  $R = 0.2$  (a),  $0.3$  (b),  $0.4$  (c), and  $0.6$  (d). Statistical uncertainties are displayed as vertical error bars. The systematic uncertainty on the data is indicated by a shaded band drawn around unity. The red lines in the ratio correspond to unity.

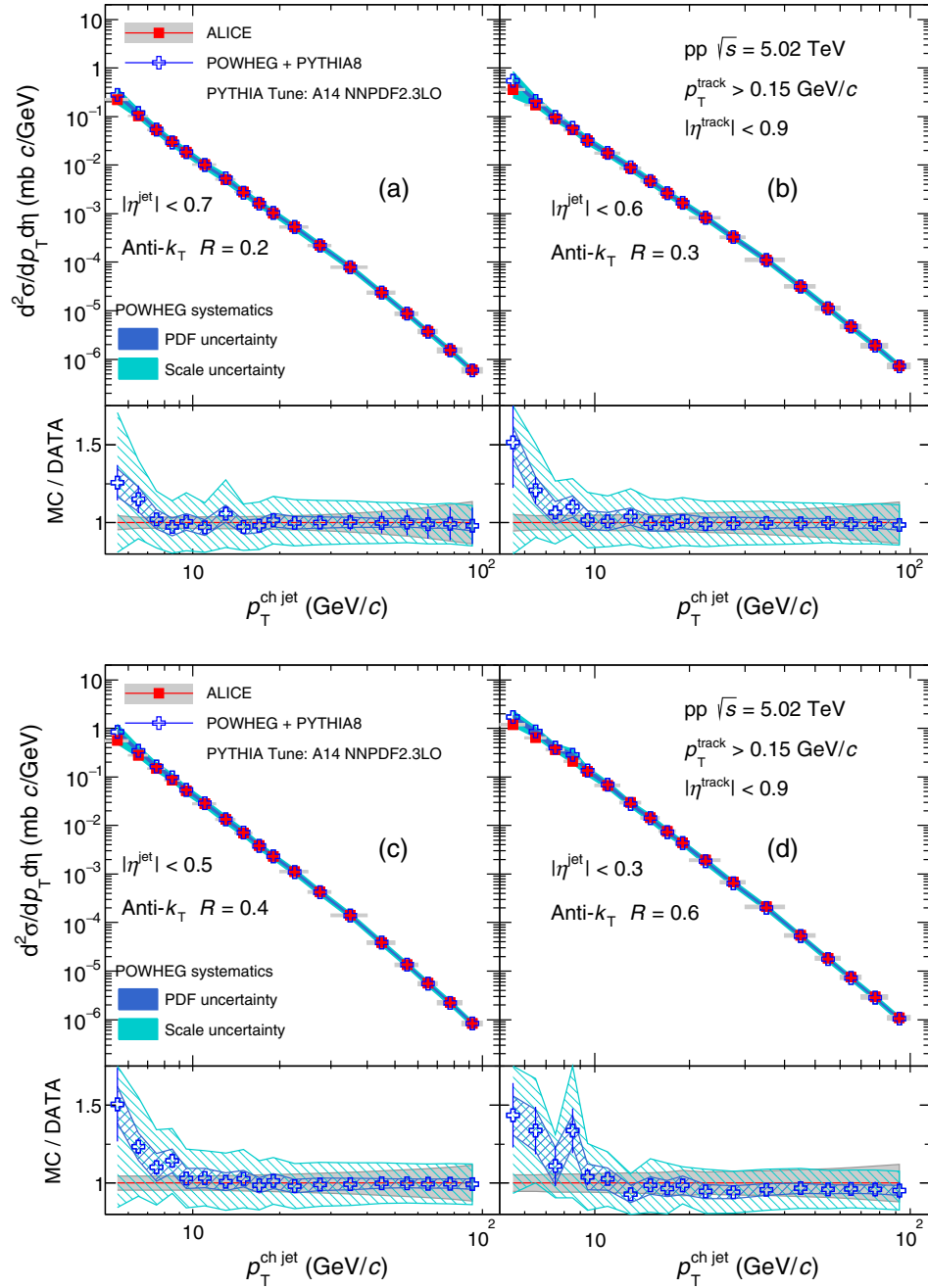


FIG. 5. Comparison of the charged jet cross section to NLO MC predictions (POWHEG+PYTHIA8) for the resolution parameter  $R = 0.2$  (a),  $0.3$  (b),  $0.4$  (c), and  $0.6$  (d). Statistical uncertainties are displayed as vertical error bars. The systematic uncertainty on the data is indicated by a shaded band drawn around unity. The red lines in the ratio correspond to unity.

The differential cross sections of charged jets reconstructed using different jet resolution parameters  $R$  are compared with LO PYTHIA predictions in Fig. 4. Figure 5 shows the comparison with POWHEG predictions. The ratios of the MC distributions to measured data are shown in the bottom panels. The model predictions qualitatively describe the measured cross sections, but fail to reproduce the shape over the entire jet transverse momentum range. The comparison between data and models is similar to

earlier measurements at a lower center-of-mass energy [66]. Although NLO corrections to inclusive single-jet production improve the LO prediction and the NLO predictions agree within 10% with the data in the studied phase space, the NLO prediction still disagrees with the data at the lowest kinematic phase space by up to 50%, with very large theoretical uncertainty at low transverse momentum, as shown in Fig. 5. At this low- $p_T$  region below 10 GeV/ $c$ , nonperturbative effects, such as soft particle production,

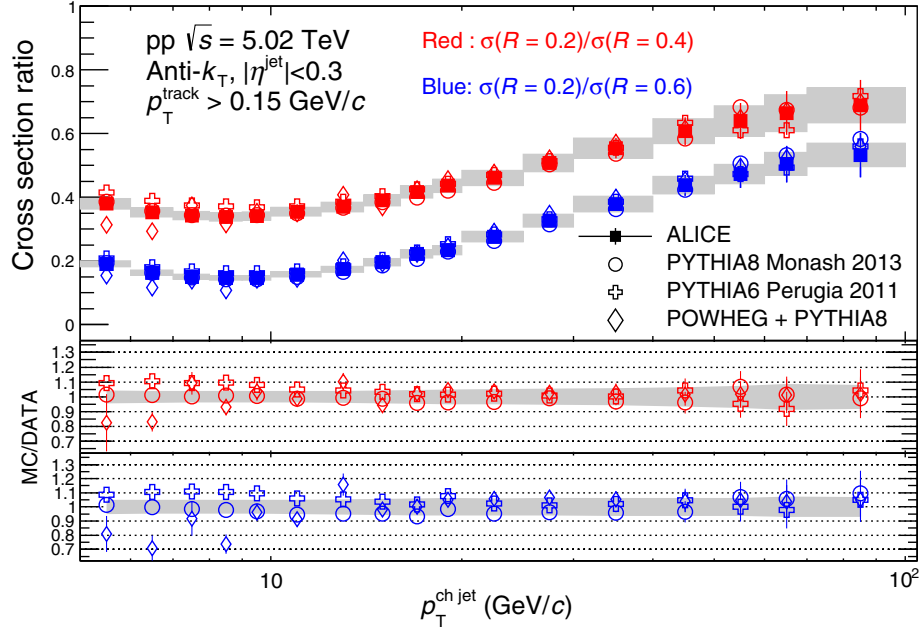


FIG. 6. Charged jet cross section ratios for  $\sigma(R = 0.2)/\sigma(R = 0.4)$  (red) and  $\sigma(R = 0.2)/\sigma(R = 0.6)$  (blue) in comparison with LO (PYTHIA) and NLO event generators with matched parton showers and modeling of hadronization and the UE (POWHEG+PYTHIA8). The systematic uncertainty of the cross section ratio is indicated by a shaded band drawn around data points. No uncertainties are drawn for theoretical predictions for better visibility.

multiparton interactions, and fragmentation function bias play a role, which makes the comparison with theoretical models difficult. Studies of next-to-next-to-leading-order (NNLO) corrections using antenna subtraction [67] indicate that NNLO calculations should significantly reduce the systematic uncertainty from scale variations once they become available. Therefore, it is expected that a detailed theory-experiment comparison will be performed in the future using NNLO QCD corrections. This comparison will contribute to our understanding of pQCD processes.

### B. Ratio of charged jet cross sections

Figure 6 shows the ratios of inclusive charged jet cross sections for jets reconstructed with a resolution parameter of  $R = 0.2$  to those with  $R = 0.4$  and  $R = 0.6$ . In order to compare the ratios within the same jet pseudorapidity range, the ratios are studied within  $|\eta| < 0.3$ , which coincides with the fiducial jet acceptance for the largest resolution parameter studied ( $R = 0.6$ ). Statistical correlations between the numerator and denominator are avoided by using exclusive subsets of the event sample. This observable relates directly to

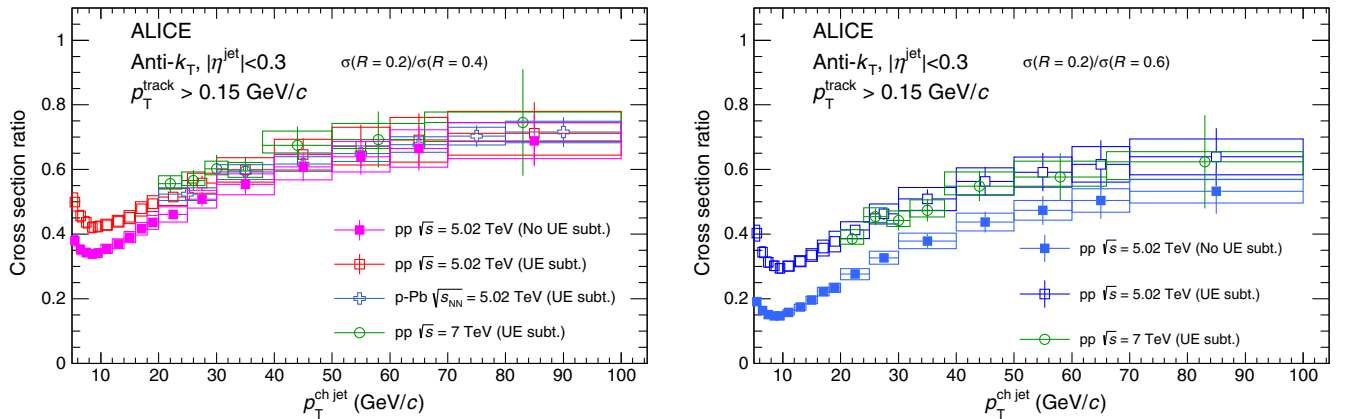


FIG. 7. Charged jet cross section ratio in  $pp$  collisions at  $\sqrt{s} = 5.02$  TeV is compared to  $p$ -Pb collisions at  $\sqrt{s_{NN}} = 5.02$  TeV [29] and  $pp$  collisions at  $\sqrt{s} = 7$  TeV [66]. *Left*:  $\sigma(R = 0.2)/\sigma(R = 0.4)$ . *Right*:  $\sigma(R = 0.2)/\sigma(R = 0.6)$ .

the relative difference between the jet  $p_T$  distributions when using two different resolution parameters and provides insights into the interplay between perturbative and nonperturbative effects. The departure from unity, which is due to the emission of QCD radiation, decreases as jet collimation increases at high transverse momentum. From the experimental point of view, the observable is less sensitive to experimental systematic uncertainties, and consequently the comparisons between theoretical predictions and data are less ambiguous for this observable than for inclusive spectra [15]. The measured ratios are also compared with PYTHIA and POWHEG calculations in Fig. 6. Both models give a good description of the data within 10%, stressing the significance of jet parton showers beyond higher-order matrix element calculations.

Figure 7 displays a comparison of the results obtained by the ALICE Collaboration in  $pp$  collisions at  $\sqrt{s} = 7$  TeV [66] and  $p$ -Pb collisions at  $\sqrt{s_{NN}} = 5.02$  TeV [29]. All data show a similar increase of the ratio expected from the stronger collimation of jets at higher transverse momentum and agree well within uncertainties. No significant energy dependence or change with collision species is observed for smaller radii. It should be noted, however, that the earlier ALICE measurements of the cross section ratio used for comparison performed the UE subtraction. Since the UE contribution is more pronounced for larger radii ( $R = 0.6$ ), the cross section ratio  $\sigma(R = 0.2)/\sigma(R = 0.6)$  is higher after UE subtraction, and the UE subtracted cross section ratio is consistent to earlier measurements in  $pp$  collisions at  $\sqrt{s} = 7$  TeV as presented in Fig. 7 (right).

## VIII. CONCLUSION

The inclusive charged jet cross sections with transverse momentum from 5 GeV/ $c$  to 100 GeV/ $c$  in  $pp$  collisions at  $\sqrt{s} = 5.02$  TeV have been measured. The measurements have been performed using an anti- $k_T$  jet finder algorithm with different jet resolution parameters  $R = 0.2, 0.3, 0.4$ , and  $0.6$  at midrapidity. The differential charged jet cross sections are compared with those in LO and NLO pQCD calculations. There is better agreement between data and predictions at NLO, i.e., POWHEG for a parton shower with hadronization by PYTHIA8. The cross section ratios for different resolution parameters are also measured, which increase from low to high  $p_T$ , and saturate at high  $p_T$ , indicating that the jet collimation is larger at high  $p_T$ . The ratio for  $\sigma(R = 0.2)/\sigma(R = 0.4)$  is larger than that for  $\sigma(R = 0.2)/\sigma(R = 0.6)$ , and these ratios are consistent with both LO and NLO pQCD calculations.

The data presented in this paper provide an important reference to understanding jet production in QCD, for

example the fragmentation function and parton distribution functions. It also provides a baseline for the nuclear modification factor measurement in Pb-Pb collisions at the same beam energy, in order to elucidate the nature of the hot and dense matter created in heavy-ion collisions at the LHC. In particular, the results presented in this paper extend the jet measurements to very low  $p_T$ , which is challenging to measure in the heavy-ion environment due to the UE influence.

## ACKNOWLEDGMENTS

The ALICE Collaboration would like to thank all its engineers and technicians for their invaluable contributions to the construction of the experiment and the CERN accelerator teams for the outstanding performance of the LHC complex. The ALICE Collaboration gratefully acknowledges the resources and support provided by all grid centers and the Worldwide LHC Computing Grid (WLCG) Collaboration. The ALICE Collaboration acknowledges the following funding agencies for their support in building and running the ALICE detector: the A. I. Alikhanyan National Science Laboratory (Yerevan Physics Institute) Foundation (ANSL), the State Committee of Science and World Federation of Scientists (WFS), Armenia; the Austrian Academy of Sciences, Austrian Science Fund (FWF): [M 2467-N36] and Nationalstiftung für Forschung, Technologie und Entwicklung, Austria; the Ministry of Communications and High Technologies, National Nuclear Research Center, Azerbaijan; Conselho Nacional de Desenvolvimento Científico e Tecnológico (CNPq), Universidade Federal do Rio Grande do Sul (UFRGS), Financiadora de Estudos e Projetos (Finep), and Fundação de Amparo à Pesquisa do Estado de São Paulo (FAPESP), Brazil; the Ministry of Science & Technology of China (MSTC), the National Natural Science Foundation of China (NSFC), and the Ministry of Education of China (MOEC), China; the Croatian Science Foundation and Ministry of Science and Education, Croatia; Centro de Aplicaciones Tecnológicas y Desarrollo Nuclear (CEADEN), Cubaenergía, Cuba; the Ministry of Education, Youth and Sports of the Czech Republic, Czech Republic; the Danish Council for Independent Research—Natural Sciences, the Carlsberg Foundation and Danish National Research Foundation (DNRF), Denmark; the Helsinki Institute of Physics (HIP), Finland; Commissariat à l’Energie Atomique (CEA), Institut National de Physique Nucléaire et de Physique des Particules (IN2P3), Centre National de la Recherche Scientifique (CNRS), and Région des Pays de la Loire, France; Bundesministerium für Bildung und Forschung (BMBF) and GSI Helmholtzzentrum für

Schwerionenforschung GmbH, Germany; the General Secretariat for Research and Technology, Ministry of Education, Research and Religions, Greece; the National Research, Development and Innovation Office, Hungary; the Department of Atomic Energy, Government of India (DAE), the Department of Science and Technology, Government of India (DST), the University Grants Commission, Government of India (UGC), and the Council of Scientific and Industrial Research (CSIR), India; the Indonesian Institute of Science, Indonesia; Centro Fermi—Museo Storico della Fisica e Centro Studi e Ricerche Enrico Fermi and Istituto Nazionale di Fisica Nucleare (INFN), Italy; the Institute for Innovative Science and Technology, the Nagasaki Institute of Applied Science (IIST), the Japan Society for the Promotion of Science (JSPS) KAKENHI, and the Japanese Ministry of Education, Culture, Sports, Science, and Technology (MEXT), Japan; Consejo Nacional de Ciencia (CONACYT) y Tecnología, through Fondo de Cooperación Internacional en Ciencia y Tecnología (FONCICYT) and Dirección General de Asuntos del Personal Académico (DGAPA), Mexico; Nederlandse Organisatie voor Wetenschappelijk Onderzoek (NWO), Netherlands; the Research Council of Norway, Norway; the Commission on Science and Technology for Sustainable Development in the South (COMSATS), Pakistan; Pontificia Universidad Católica del Perú, Peru; the Ministry of Science and Higher Education and National Science Centre, Poland; the Korea Institute of Science and Technology Information and National Research Foundation of Korea (NRF), Republic of Korea; the Ministry of Education and Scientific Research, Institute of Atomic Physics, and the Ministry of Research and Innovation, Institute of Atomic Physics, Romania; the Joint Institute for Nuclear Research (JINR), the Ministry of Education and Science of the Russian Federation, the National Research Centre Kurchatov Institute, the Russian Science Foundation and Russian Foundation for Basic Research, Russia; the Ministry of Education, Science, Research and Sport of the Slovak Republic, Slovakia; the National Research Foundation of South Africa, South Africa; the Swedish Research Council (VR) and the Knut and Alice Wallenberg Foundation (KAW), Sweden; the European Organization for Nuclear Research, Switzerland; the National Science and Technology Development Agency (NSDTA), the Suranaree University of Technology (SUT) and Office of the Higher Education Commission under the NRU project of Thailand, Thailand; the Turkish Atomic Energy Agency (TAEK), Turkey; the National Academy of Sciences of Ukraine, Ukraine; the Science and Technology Facilities Council (STFC), United Kingdom; the National Science Foundation of the U.S.A. (NSF) and the United States Department of Energy, Office of Nuclear Physics (DOE NP), U.S.A.

## APPENDIX

### 1. Charged jet cross section and ratios

The inclusive charged jet cross sections after the detector effects correction and UE subtraction using the anti- $k_T$  jet finder in  $pp$  collisions at  $\sqrt{s} = 5.02$  TeV are presented in Fig. 8. The comparisons to different LO and NLO theoretical calculations are shown in Figs. 9 and 10, respectively. The UE contamination is corrected on an event-by-event basis by the perpendicular cone estimator.

The impact of the UE subtraction on the inclusive jet spectrum can be seen in Fig. 11, which is the jet cross section ratio with (Fig. 8) and without UE subtraction (Fig. 3). After the UE subtraction, the agreement between data and MC becomes worse, since current MC tunes do not model the UE production mechanism in proton-proton collisions well.

### 2. Jet cross sections with leading track cut

The fully corrected inclusive charged jet cross sections by requiring at least one track with  $p_T > 5$  GeV/ $c$  using the anti- $k_T$  jet finder in  $pp$  collisions at  $\sqrt{s} = 5.02$  TeV are presented in 12. The jet cross sections are without UE subtraction in this section. The ratio of the cross section with and without leading track cut bias is shown in Fig. 13.

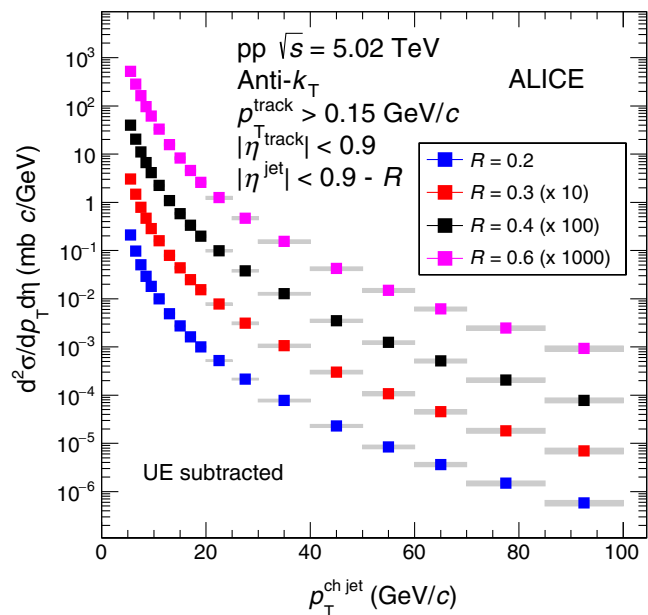


FIG. 8. Charged jet differential cross sections after the detector effects correction and UE subtraction in  $pp$  collisions at  $\sqrt{s} = 5.02$  TeV. Statistical uncertainties are displayed as vertical error bars. The total systematic uncertainties are shown as shaded bands around the data points. Data are scaled to enhance visibility.

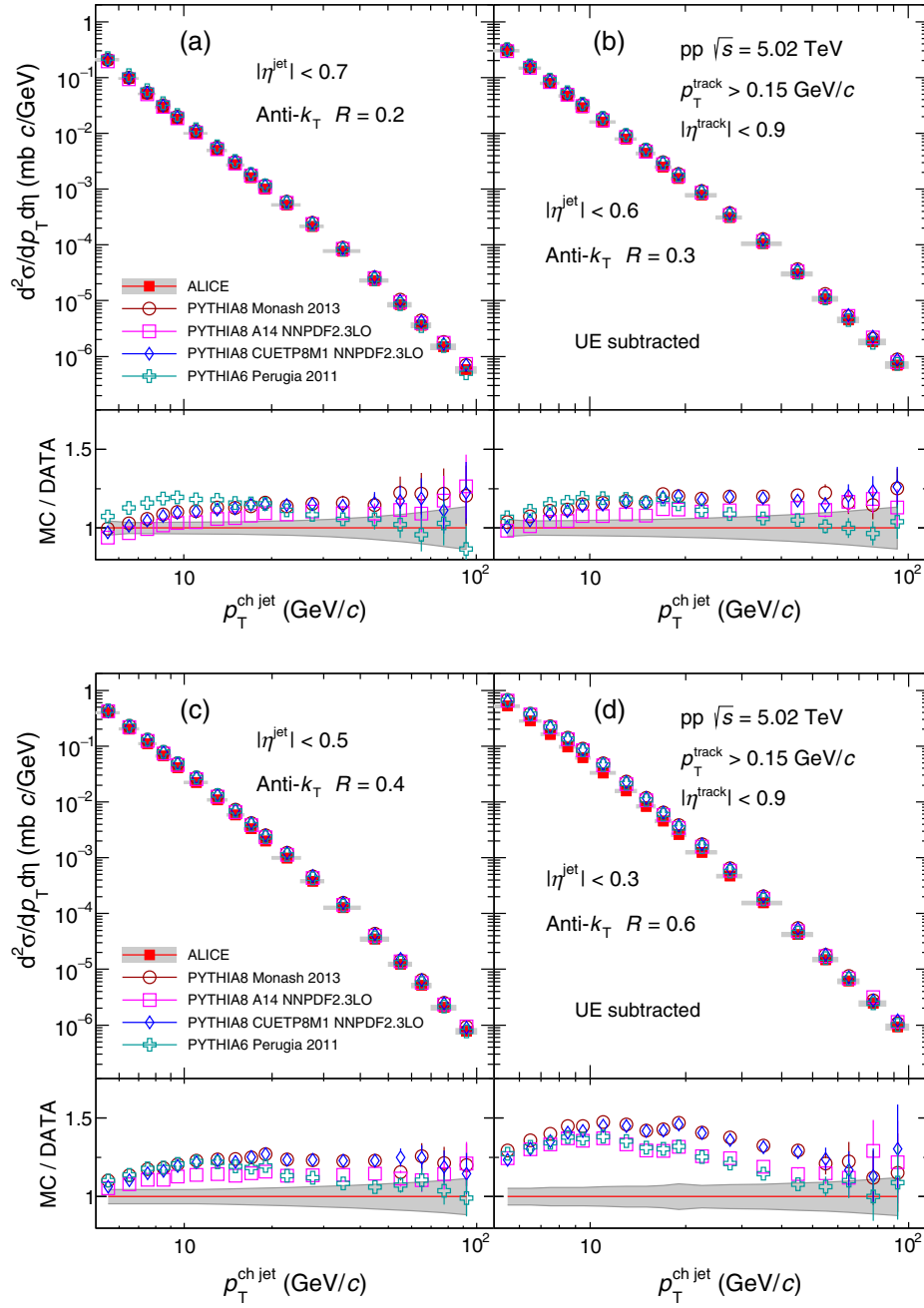


FIG. 9. Comparison of the charged jet cross section to LO MC predictions for the resolution parameter  $R = 0.2$  (a),  $0.3$  (b),  $0.4$  (c), and  $0.6$  (d). UE subtraction is applied. Statistical uncertainties are displayed as vertical error bars. The systematic uncertainty on the data is indicated by a shaded band drawn around unity. The red lines in the ratio correspond to unity.

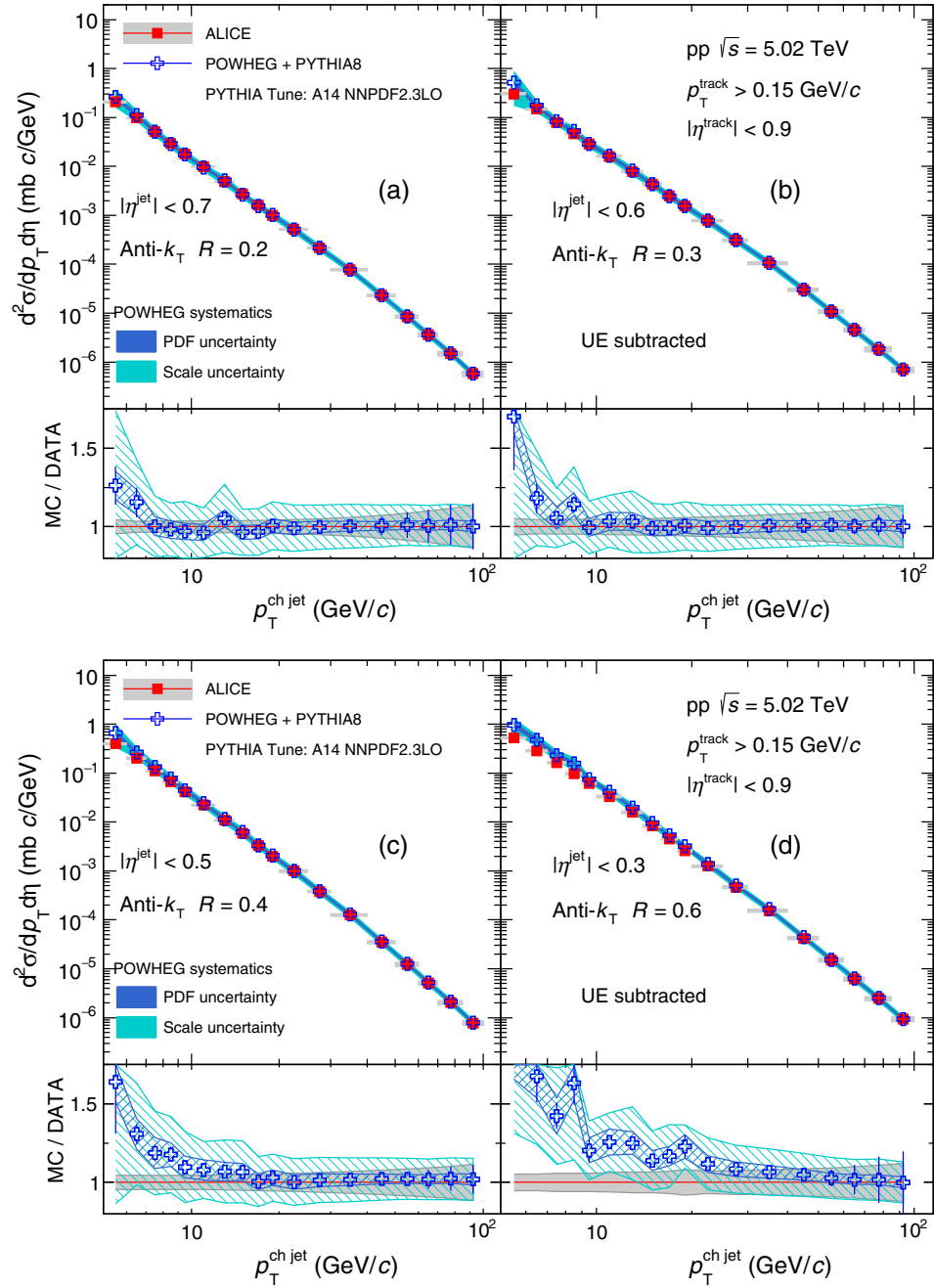


FIG. 10. Comparison of the charged jet cross section to NLO MC prediction (POWHEG+PYTHIA8) for the resolution parameter  $R = 0.2$  (a), 0.3 (b), 0.4 (c), and 0.6 (d). UE subtraction is applied. Statistical uncertainties are displayed as vertical error bars. The systematic uncertainty on the data is indicated by a shaded band drawn around unity. The red lines in the ratio correspond to unity.

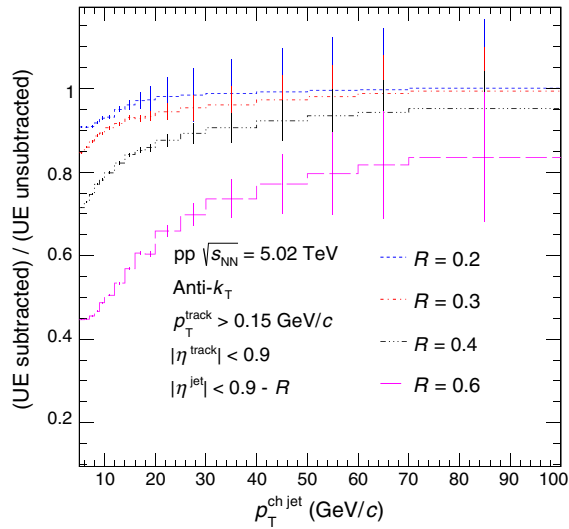


FIG. 11. Charged jet differential cross section ratio with and without UE subtraction in  $pp$  collisions at  $\sqrt{s} = 5.02$  TeV.

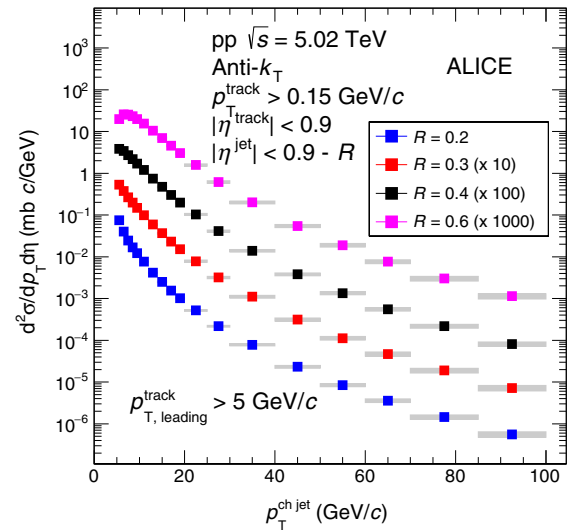


FIG. 12. Charged jet differential cross sections without UE subtraction in  $pp$  collisions at  $\sqrt{s} = 5.02$  TeV with the leading track bias. All jets must contain at least one track with  $p_T > 5$  GeV/c. Statistical uncertainties are displayed as vertical error bars. The total systematic uncertainties are shown as shaded bands around the data points. Data are scaled to enhance visibility.

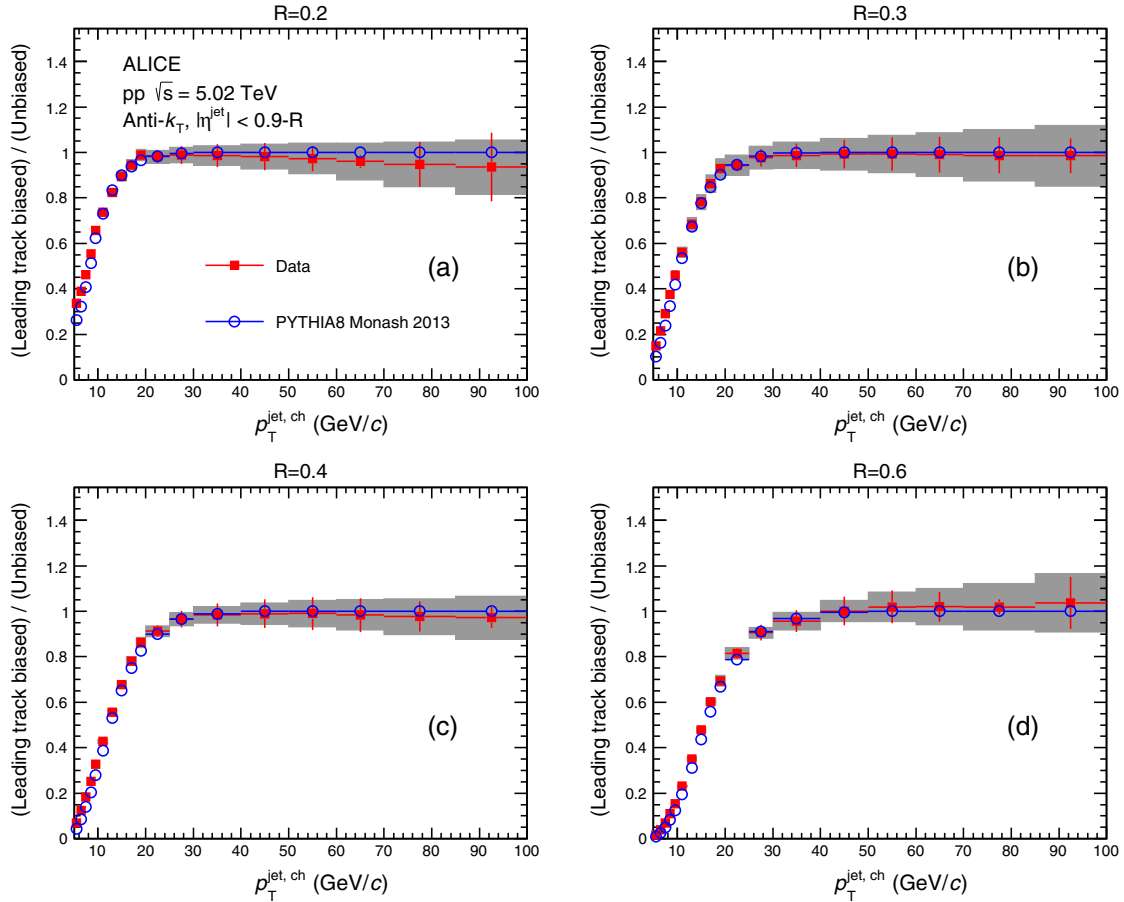


FIG. 13. Charged jet differential cross section ratios with and without leading track bias in  $pp$  collisions at  $\sqrt{s} = 5.02$  TeV for the resolution parameter  $R = 0.2$  (a),  $0.3$  (b),  $0.4$  (c), and  $0.6$  (d). The UE subtraction is not applied. For biased results, all jets must contain at least one track with  $p_T > 5$  GeV/c. Statistical uncertainties are displayed as vertical error bars. The systematic uncertainties are shown as shaded bands around the data points.

- [1] W. T. Giele, E. W. N. Glover, and J. Yu, Determination of  $\alpha_s$  at hadron colliders, *Phys. Rev. D* **53**, 120 (1996).
- [2] A. Warburton, Measurements of  $\alpha_s$  in  $pp$  collisions at the LHC, [arXiv:1509.04380](https://arxiv.org/abs/1509.04380).
- [3] A. Verbytskyi, Measurements of Durham, anti- $k_T$  and SIScone jet rates at LEP with the OPAL detector, *Nucl. Part. Phys. Proc.* **294**, 13 (2018).
- [4] R. Kogler, Precision jet measurements at HERA and determination of  $\alpha_s$ , *Nucl. Phys. B, Proc. Suppl.* **222**, 81 (2012).
- [5] A. Bhatti and D. Lincoln, Jet physics at the Tevatron, *Annu. Rev. Nucl. Part. Sci.* **60**, 267 (2010).
- [6] K. C. Zapp, F. Krauss, and U. A. Wiedemann, A perturbative framework for jet quenching, *J. High Energy Phys.* **03** (2013) 080.
- [7] Z.-B. Kang, I. Vitev, and H. Xing, Effects of cold nuclear matter energy loss on inclusive jet production in  $p + A$  collisions at energies available at the BNL Relativistic Heavy Ion Collider and the CERN Large Hadron Collider, *Phys. Rev. C* **92**, 054911 (2015).
- [8] V. Khachatryan *et al.* (CMS Collaboration), Studies of dijet transverse momentum balance and pseudorapidity distributions in  $p$ -Pb collisions at  $\sqrt{s_{NN}} = 5.02$  TeV, *Eur. Phys. J. C* **74**, 2951 (2014).
- [9] J. Adam *et al.* (ALICE Collaboration), Measurement of charged jet production cross sections and nuclear modification in  $p$ -Pb collisions at  $\sqrt{s_{NN}} = 5.02$  TeV, *Phys. Lett. B* **749**, 68 (2015).
- [10] S. Acharya *et al.* (ALICE Collaboration), First measurement of jet mass in Pb-Pb and  $p$ -Pb collisions at the LHC, *Phys. Lett. B* **776**, 249 (2018).
- [11] T. Sjöstrand, Status and developments of event generators, *Proc. Sci., LHCP2016* (2016) 007.
- [12] L. Evans and P. Bryant, LHC machine, *J. Instrum.* **3**, S08001 (2008).
- [13] T. Aaltonen *et al.* (CDF Collaboration), Measurement of the inclusive jet cross section at the Fermilab Tevatron  $p\bar{p}$  collider using a cone-based jet algorithm, *Phys. Rev. D* **78**, 052006 (2008); Erratum, *Phys. Rev. D* **79**, 119902(E) (2009).
- [14] V.M. Abazov *et al.* (D0 Collaboration), Measurement of the inclusive jet cross section in  $p\bar{p}$  collisions at  $\sqrt{s} = 1.96$  TeV, *Phys. Rev. D* **85**, 052006 (2012).
- [15] B. Abelev *et al.* (ALICE Collaboration), Measurement of the inclusive differential jet cross section in  $pp$  collisions at  $\sqrt{s} = 2.76$  TeV, *Phys. Lett. B* **722**, 262 (2013).
- [16] G. Aad *et al.* (ATLAS Collaboration), Measurement of the inclusive jet cross section in  $pp$  collisions at  $\sqrt{s} = 2.76$  TeV and comparison to the inclusive jet cross section at  $\sqrt{s} = 7$  TeV using the ATLAS detector, *Eur. Phys. J. C* **73**, 2509 (2013).
- [17] V. Khachatryan *et al.* (CMS Collaboration), Measurement of the inclusive jet cross section in  $pp$  collisions at  $\sqrt{s} = 2.76$  TeV, *Eur. Phys. J. C* **76**, 265 (2016).
- [18] G. Aad *et al.* (ATLAS Collaboration), Measurement of inclusive jet and dijet cross sections in proton-proton collisions at 7 TeV centre-of-mass energy with the ATLAS detector, *Eur. Phys. J. C* **71**, 1512 (2011).
- [19] S. Chatrchyan *et al.* (CMS Collaboration), Measurements of differential jet cross sections in proton-proton collisions at  $\sqrt{s} = 7$  TeV with the CMS detector, *Phys. Rev. D* **87**, 112002 (2013); **87**, 119902 (2013).
- [20] M. Aaboud *et al.* (ATLAS Collaboration), Measurement of the inclusive jet cross-sections in proton-proton collisions at  $\sqrt{s} = 8$  TeV with the ATLAS detector, *J. High Energy Phys.* **09** (2017) 020.
- [21] V. Khachatryan *et al.* (CMS Collaboration), Measurement and QCD analysis of double-differential inclusive jet cross sections in  $pp$  collisions at  $\sqrt{s} = 8$  TeV and cross section ratios to 2.76 and 7 TeV, *J. High Energy Phys.* **03** (2017) 156.
- [22] V. Khachatryan *et al.* (CMS Collaboration), Measurement of the double-differential inclusive jet cross section in proton-proton collisions at  $\sqrt{s} = 13$  TeV, *Eur. Phys. J. C* **76**, 451 (2016).
- [23] M. Aaboud *et al.* (ATLAS Collaboration), Measurement of inclusive jet and dijet cross-sections in proton-proton collisions at  $\sqrt{s} = 13$  TeV with the ATLAS detector, *J. High Energy Phys.* **05** (2018) 195.
- [24] M. Cacciari, G. P. Salam, and G. Soyez, The anti- $k_T$  jet clustering algorithm, *J. High Energy Phys.* **04** (2008) 063.
- [25] M. Dasgupta, L. Magnea, and G. P. Salam, Non-perturbative QCD effects in jets at hadron colliders, *J. High Energy Phys.* **02** (2008) 055.
- [26] S. Chatrchyan *et al.* (CMS Collaboration), Measurement of the ratio of inclusive jet cross sections using the anti- $k_T$  algorithm with radius parameters  $R = 0.5$  and  $0.7$  in  $pp$  collisions at  $\sqrt{s} = 7$  TeV, *Phys. Rev. D* **90**, 072006 (2014).
- [27] B. B. Abelev *et al.* (ALICE Collaboration), Charged jet cross sections and properties in proton-proton collisions at  $\sqrt{s} = 7$  TeV, *Phys. Rev. D* **91**, 112012 (2015).
- [28] S. Acharya *et al.* (ALICE Collaboration), Charged jet cross section and fragmentation in proton-proton collisions at  $\sqrt{s} = 7$  TeV, *Phys. Rev. D* **99**, 012016 (2019).
- [29] J. Adam *et al.* (ALICE Collaboration), Measurement of charged jet production cross sections and nuclear modification in  $p$ -Pb collisions at  $\sqrt{s_{NN}} = 5.02$  TeV, *Phys. Lett. B* **749**, 68 (2015).
- [30] J. Adam *et al.* (ALICE Collaboration), Centrality dependence of charged jet production in  $p$ -Pb collisions at  $\sqrt{s_{NN}} = 5.02$  TeV, *Eur. Phys. J. C* **76**, 271 (2016).
- [31] B. Abelev *et al.* (ALICE Collaboration), Measurement of charged jet suppression in Pb-Pb collisions at  $\sqrt{s_{NN}} = 2.76$  TeV, *J. High Energy Phys.* **03** (2014) 13.
- [32] K. Aamodt *et al.* (ALICE Collaboration), The ALICE experiment at the CERN LHC, *J. Instrum.* **3**, S08002 (2008).
- [33] B. Abelev *et al.* (ALICE Collaboration), Centrality dependence of charged particle production at large transverse momentum in Pb-Pb collisions at  $\sqrt{s_{NN}} = 2.76$  TeV, *Phys. Lett. B* **720**, 52 (2013).
- [34] I. Belikov (ALICE Collaboration), Tracking and vertexing in ALICE, *Proc. Sci., Vertex2018* (2018) 1.
- [35] B. Abelev *et al.* (ALICE Collaboration), Performance of the ALICE Experiment at the CERN LHC, *Int. J. Mod. Phys. A* **29**, 1430044 (2014).
- [36] B. Abelev *et al.* (ALICE Collaboration), ALICE luminosity determination for pp collisions at  $\sqrt{s} = 5$  TeV, <https://cds.cern.ch/record/2202638>.

- [37] B. Muratori and T. Pieloni, Luminosity levelling techniques for the LHC, in *Proceedings, ICFA Mini-Workshop on Beam-Beam Effects in Hadron Colliders (BB2013): CERN, Geneva, Switzerland, 2013* (2014), p. 177 [arXiv:1410.5646].
- [38] T. Sjöstrand, S. Mrenna, and P. Z. Skands, A brief introduction to PYTHIA 8.1, *Comput. Phys. Commun.* **178**, 852 (2008).
- [39] P. Skands, S. Carrazza, and J. Rojo, Tuning PYTHIA 8.1: The Monash 2013 Tune, *Eur. Phys. J. C* **74**, 3024 (2014).
- [40] R. Brun *et al.*, GEANT detector description and simulation tool, Report No. CERN-W-5013, 1994, <https://cds.cern.ch/record/1082634>.
- [41] G. Marchesini, B. R. Webber, G. Abbiendi, I. G. Knowles, M. H. Seymour, and L. Stanco, HERWIG: A Monte Carlo event generator for simulating hadron emission reactions with interfering gluons: Version 5.1. April 1991, *Comput. Phys. Commun.* **67**, 465 (1992).
- [42] G. Corcella, I. G. Knowles, G. Marchesini, S. Moretti, K. Odagiri, P. Richardson, M. H. Seymour, and B. R. Webber, HERWIG 6: An event generator for hadron emission reactions with interfering gluons (including supersymmetric processes), *J. High Energy Phys.* **01** (2001) 010.
- [43] T. Sjöstrand, S. Mrenna, and P. Z. Skands, PYTHIA 6.4 physics and manual, *J. High Energy Phys.* **05** (2006) 026.
- [44] S. Alioli, K. Hamilton, P. Nason, C. Oleari, and E. Re, Jet pair production in POWHEG, *J. High Energy Phys.* **04** (2011) 081.
- [45] P. Nason, A new method for combining NLO QCD with shower Monte Carlo algorithms, *J. High Energy Phys.* **11** (2004) 040.
- [46] S. Alioli, P. Nason, C. Oleari, and E. Re, A general framework for implementing NLO calculations in shower Monte Carlo programs: The POWHEG BOX, *J. High Energy Phys.* **06** (2010) 043.
- [47] S. Frixione, P. Nason, and C. Oleari, Matching NLO QCD computations with parton shower simulations: The POWHEG method, *J. High Energy Phys.* **11** (2007) 070.
- [48] T. Sjöstrand and P. Z. Skands, Transverse-momentum-ordered showers and interleaved multiple interactions, *Eur. Phys. J. C* **39**, 129 (2005).
- [49] B. Andersson, G. Gustafson, and B. Soderberg, A general model for jet fragmentation, *Z. Phys. C* **20**, 317 (1983).
- [50] A. Kupco, Cluster hadronization in HERWIG 5.9, in *Proceedings of the Monte Carlo Generators for HERA Physics Workshop, Hamburg, Germany, 1998–1999* (1998), p. 292 [arXiv:hep-ph/9906412].
- [51] P. Z. Skands, Tuning Monte Carlo generators: The Perugia tunes, *Phys. Rev. D* **82**, 074018 (2010).
- [52] V. Khachatryan *et al.* (CMS Collaboration), Event generator tunes obtained from underlying event and multiparton scattering measurements, *Eur. Phys. J. C* **76**, 155 (2016).
- [53] H. L. Lai, J. Huston, S. Kuhlmann, J. Morfin, F. Olness, J. F. Owens, J. Pumplin, and W. K. Tung (CTEQ Collaboration), Global QCD analysis of parton structure of the nucleon: CTEQ5 parton distributions, *Eur. Phys. J. C* **12**, 375 (2000).
- [54] R. D. Ball, V. Bertone, S. Carrazza, L. D. Debbio, S. Forte, A. Guffanti, N. P. Hartland, and J. Rojo (NNPDF Collaboration), Parton distributions with QED corrections, *Nucl. Phys.* **B877**, 290 (2013).
- [55] A. Buckley and D. Bakshi Gupta, Powheg-Pythia matching scheme effects in NLO simulation of dijet events, arXiv:1608.03577.
- [56] S. Dulat, T.-J. Hou, J. Gao, M. Guzzi, J. Huston, P. Nadolsky, J. Pumplin, C. Schmidt, D. Stump, and C.-P. Yuan, New parton distribution functions from a global analysis of quantum chromodynamics, *Phys. Rev. D* **93**, 033006 (2016).
- [57] S. Chatrchyan *et al.* (CMS Collaboration), Measurement of jet fragmentation into charged particles in  $pp$  and Pb-Pb collisions at  $\sqrt{s_{NN}} = 2.76$  TeV, *J. High Energy Phys.* **10** (2012) 087.
- [58] M. Cacciari, G. P. Salam, and G. Soyez, The anti- $k_t$  jet clustering algorithm, *J. High Energy Phys.* **04** (2008) 063.
- [59] M. Cacciari and G. P. Salam, Dispelling the  $N^3$  myth for the  $k_t$  jet-finder, *Phys. Lett. B* **641**, 57 (2006).
- [60] R. Field, Min-Bias and the underlying event at the LHC, in *Proceedings of the 31st International Conference on Physics in Collisions (PIC 2011), Vancouver, Canada, 2011* (2012) [arXiv:1202.0901].
- [61] B. Abelev *et al.* (ALICE Collaboration), Underlying Event measurements in  $pp$  collisions at  $\sqrt{s} = 0.9$  and 7 TeV with the ALICE experiment at the LHC, *J. High Energy Phys.* **07** (2012) 116.
- [62] J. Adam *et al.* (ALICE Collaboration), Measurement of jet suppression in central Pb-Pb collisions at  $\sqrt{s_{NN}} = 2.76$  TeV, *Phys. Lett. B* **746**, 1 (2015).
- [63] G. D'Agostini, A multidimensional unfolding method based on bayesian theorem, *Nucl. Instrum. Methods Phys. Res., Sect. A* **362**, 487 (1995).
- [64] T. Auye, Unfolding algorithms and tests using RooUnfold, in *Proceedings of the PHYSTAT 2011 Workshop, CERN, Geneva, Switzerland, January 2011*, Report No. CERN-2011-006, 2011, p. 313.
- [65] A. Hocker and V. Kartvelishvili, SVD approach to data unfolding, *Nucl. Instrum. Methods Phys. Res., Sect. A* **372**, 469 (1996).
- [66] B. B. Abelev *et al.* (ALICE Collaboration), Charged jet cross sections and properties in proton-proton collisions at  $\sqrt{s} = 7$  TeV, *Phys. Rev. D* **91**, 112012 (2015).
- [67] T. Gehrmann *et al.*, Jet cross sections and transverse momentum distributions with NNLOJET, *Proc. Sci., RADCOR2017* (2018) 074.

S. Acharya,<sup>141</sup> D. Adamová,<sup>93</sup> S. P. Adhya,<sup>141</sup> A. Adler,<sup>74</sup> J. Adolfsson,<sup>80</sup> M. M. Aggarwal,<sup>98</sup> G. Aglieri Rinella,<sup>34</sup> M. Agnello,<sup>31</sup> N. Agrawal,<sup>10</sup> Z. Ahammed,<sup>141</sup> S. Ahmad,<sup>17</sup> S. U. Ahn,<sup>76</sup> S. Aiola,<sup>146</sup> A. Akimov,<sup>64</sup> M. Al-Turany,<sup>105</sup> S. N. Alam,<sup>141</sup> D. S. D. Albuquerque,<sup>122</sup> D. Aleksandrov,<sup>87</sup> B. Alessandro,<sup>58</sup> H. M. Alfanda,<sup>6</sup> R. Alfaro Molina,<sup>72</sup> B. Ali,<sup>17</sup> Y. Ali,<sup>15</sup> A. Alici,<sup>10,53,27a,27b</sup> A. Alkin,<sup>2</sup> J. Alme,<sup>22</sup> T. Alt,<sup>69</sup> L. Altenkamper,<sup>22</sup> I. Altsybeev,<sup>112</sup> M. N. Anaam,<sup>6</sup> C. Andrei,<sup>47</sup>

D. Andreou,<sup>34</sup> H. A. Andrews,<sup>109</sup> A. Andronic,<sup>105,144</sup> M. Angeletti,<sup>34</sup> V. Anguelov,<sup>102</sup> C. Anson,<sup>16</sup> T. Antičić,<sup>106</sup>  
 F. Antinori,<sup>56</sup> P. Antonioli,<sup>53</sup> R. Anwar,<sup>126</sup> N. Apadula,<sup>79</sup> L. Aphecetche,<sup>114</sup> H. Appelshäuser,<sup>69</sup> S. Arcelli,<sup>27a,27b</sup> R. Arnaldi,<sup>58</sup>  
 M. Arratia,<sup>79</sup> I. C. Arsene,<sup>21</sup> M. Arslanodk,<sup>102</sup> A. Augustinus,<sup>34</sup> R. Averbeck,<sup>105</sup> S. Aziz,<sup>61</sup> M. D. Azmi,<sup>17</sup> A. Badalà,<sup>55</sup>  
 Y. W. Baek,<sup>40,60</sup> S. Bagnasco,<sup>58</sup> R. Bailhache,<sup>69</sup> R. Bala,<sup>99</sup> A. Baldisseri,<sup>137</sup> M. Ball,<sup>42</sup> R. C. Baral,<sup>85</sup> R. Barbera,<sup>28a,28b</sup>  
 L. Barioglio,<sup>26a,26b</sup> G. G. Barnaföldi,<sup>145</sup> L. S. Barnby,<sup>92</sup> V. Barret,<sup>134</sup> P. Bartalini,<sup>6</sup> K. Barth,<sup>34</sup> E. Bartsch,<sup>69</sup> N. Bastid,<sup>134</sup>  
 S. Basu,<sup>143</sup> G. Batigne,<sup>114</sup> B. Batyunya,<sup>75</sup> P. C. Batzing,<sup>21</sup> D. Bauri,<sup>48</sup> J. L. Bazo Alba,<sup>110</sup> I. G. Bearden,<sup>88</sup> C. Bedda,<sup>63</sup>  
 N. K. Behera,<sup>60</sup> I. Belikov,<sup>136</sup> F. Bellini,<sup>34</sup> R. Bellwied,<sup>126</sup> L. G. E. Beltran,<sup>120</sup> V. Belyaev,<sup>91</sup> G. Bencedi,<sup>145</sup> S. Beole,<sup>26a,26b</sup>  
 A. Bercuci,<sup>47</sup> Y. Berdnikov,<sup>96</sup> D. Berenyi,<sup>145</sup> R. A. Bertens,<sup>130</sup> D. Berzano,<sup>58</sup> L. Betev,<sup>34</sup> A. Bhasin,<sup>99</sup> I. R. Bhat,<sup>99</sup> H. Bhatt,<sup>48</sup>  
 B. Bhattacharjee,<sup>41</sup> A. Bianchi,<sup>26a,26b</sup> L. Bianchi,<sup>126,26a,26b</sup> N. Bianchi,<sup>51</sup> J. Bielčák,<sup>37</sup> J. Bielčíková,<sup>93</sup> A. Bilandzic,<sup>117,103</sup>  
 G. Biro,<sup>145</sup> R. Biswas,<sup>3a,3b</sup> S. Biswas,<sup>3a,3b</sup> J. T. Blair,<sup>119</sup> D. Blau,<sup>87</sup> C. Blume,<sup>69</sup> G. Boca,<sup>139</sup> F. Bock,<sup>34</sup> A. Bogdanov,<sup>91</sup>  
 L. Boldizsár,<sup>145</sup> A. Bolozdynya,<sup>91</sup> M. Bombara,<sup>38</sup> G. Bonomi,<sup>140</sup> M. Bonora,<sup>34</sup> H. Borel,<sup>137</sup> A. Borissov,<sup>91,144</sup> M. Borri,<sup>128</sup>  
 E. Botta,<sup>26a,26b</sup> C. Bourjau,<sup>88</sup> L. Bratrud,<sup>69</sup> P. Braun-Munzinger,<sup>105</sup> M. Bregant,<sup>121</sup> T. A. Broker,<sup>69</sup> M. Broz,<sup>37</sup> E. J. Brucken,<sup>43</sup>  
 E. Bruna,<sup>58</sup> G. E. Bruno,<sup>33a,33b,104</sup> M. D. Buckland,<sup>128</sup> D. Budnikov,<sup>107</sup> H. Buesching,<sup>69</sup> S. Bufalino,<sup>31</sup> P. Buhler,<sup>113</sup>  
 P. Buncic,<sup>34</sup> O. Busch,<sup>133,†</sup> Z. Buthelezi,<sup>73</sup> J. B. Butt,<sup>15</sup> J. T. Buxton,<sup>95</sup> D. Caffarri,<sup>89</sup> A. Caliva,<sup>105</sup> E. Calvo Villar,<sup>110</sup>  
 R. S. Camacho,<sup>44</sup> P. Camerini,<sup>25a,25b</sup> A. A. Capon,<sup>113</sup> F. Carneseccchi,<sup>10</sup> J. Castillo Castellanos,<sup>137</sup> A. J. Castro,<sup>130</sup>  
 E. A. R. Casula,<sup>54</sup> F. Catalano,<sup>31</sup> C. Ceballos Sanchez,<sup>52</sup> P. Chakraborty,<sup>48</sup> S. Chandra,<sup>141</sup> B. Chang,<sup>127</sup> W. Chang,<sup>6</sup>  
 S. Chapeland,<sup>34</sup> M. Chartier,<sup>128</sup> S. Chattopadhyay,<sup>141</sup> S. Chattopadhyay,<sup>108</sup> A. Chauvin,<sup>24a,24b</sup> C. Cheshkov,<sup>135</sup>  
 B. Cheynis,<sup>135</sup> V. Chibante Barroso,<sup>34</sup> D. D. Chinellato,<sup>122</sup> S. Cho,<sup>60</sup> P. Chochula,<sup>34</sup> T. Chowdhury,<sup>134</sup> P. Christakoglou,<sup>89</sup>  
 C. H. Christensen,<sup>88</sup> P. Christiansen,<sup>80</sup> T. Chujo,<sup>133</sup> C. Cicalo,<sup>54</sup> L. Cifarelli,<sup>10,27a,27b</sup> F. Cindolo,<sup>53</sup> J. Cleymans,<sup>125</sup>  
 F. Colamaria,<sup>52</sup> D. Colella,<sup>52</sup> A. Collu,<sup>79</sup> M. Colocci,<sup>27a,27b</sup> M. Concas,<sup>58,b</sup> G. Conesa Balbastre,<sup>78</sup> Z. Conesa del Valle,<sup>61</sup>  
 G. Contin,<sup>128</sup> J. G. Contreras,<sup>37</sup> T. M. Cormier,<sup>94</sup> Y. Corrales Morales,<sup>58,26a,26b</sup> P. Cortese,<sup>32</sup> M. R. Cosentino,<sup>123</sup> F. Costa,<sup>34</sup>  
 S. Costanza,<sup>139</sup> J. Crkovská,<sup>61</sup> P. Crochet,<sup>134</sup> E. Cuautle,<sup>70</sup> L. Cunqueiro,<sup>94</sup> D. Dabrowski,<sup>142</sup> T. Dahms,<sup>117,103</sup> A. Dainese,<sup>56</sup>  
 F. P. A. Damas,<sup>114,137</sup> S. Dani,<sup>66</sup> M. C. Danisch,<sup>102</sup> A. Danu,<sup>68</sup> D. Das,<sup>108</sup> I. Das,<sup>108</sup> S. Das,<sup>3a,3b</sup> A. Dash,<sup>85</sup> S. Dash,<sup>48</sup>  
 A. Dashi,<sup>103</sup> S. De,<sup>85,49</sup> A. De Caro,<sup>30a,30b</sup> G. de Cataldo,<sup>52</sup> C. de Conti,<sup>121</sup> J. de Cuveland,<sup>39</sup> A. De Falco,<sup>24a,24b</sup>  
 D. De Gruttola,<sup>10</sup> N. De Marco,<sup>58</sup> S. De Pasquale,<sup>30a,30b</sup> R. D. De Souza,<sup>122</sup> S. Deb,<sup>49</sup> H. F. Degenhardt,<sup>121</sup> A. Deisting,<sup>105,102</sup>  
 K. R. Deja,<sup>142</sup> A. Deloff,<sup>84</sup> S. Delsanto,<sup>26a,26b,131</sup> P. Dhankher,<sup>48</sup> D. Di Bari,<sup>33a,33b</sup> A. Di Mauro,<sup>34</sup> R. A. Diaz,<sup>8</sup> T. Dietel,<sup>125</sup>  
 P. Dillenseger,<sup>69</sup> Y. Ding,<sup>6</sup> R. Divià,<sup>34</sup> Ø. Djuvsland,<sup>22</sup> U. Dmitrieva,<sup>62</sup> A. Dobrin,<sup>68,34</sup> D. Domenicis Gimenez,<sup>121</sup>  
 B. Dönigus,<sup>69</sup> O. Dordic,<sup>21</sup> A. K. Dubey,<sup>141</sup> A. Dubla,<sup>105</sup> S. Dudi,<sup>98</sup> A. K. Duggal,<sup>98</sup> M. Dukhishyam,<sup>85</sup> P. Dupieux,<sup>134</sup>  
 R. J. Ehlers,<sup>146</sup> D. Elia,<sup>52</sup> H. Engel,<sup>74</sup> E. Epple,<sup>146</sup> B. Erasmus,<sup>114</sup> F. Erhardt,<sup>97</sup> A. Erokhin,<sup>112</sup> M. R. Ersdal,<sup>22</sup> B. Espagnon,<sup>61</sup>  
 G. Eulisse,<sup>34</sup> J. Eum,<sup>18</sup> D. Evans,<sup>109</sup> S. Evdokimov,<sup>90</sup> L. Fabbietti,<sup>117,103</sup> M. Faggin,<sup>29a,29b</sup> J. Faivre,<sup>78</sup> A. Fantoni,<sup>51</sup>  
 M. Fasel,<sup>94</sup> P. Fecchio,<sup>31</sup> L. Feldkamp,<sup>144</sup> A. Feliciello,<sup>58</sup> G. Feofilov,<sup>112</sup> A. Fernández Téllez,<sup>44</sup> A. Ferrero,<sup>137</sup>  
 A. Ferretti,<sup>26a,26b</sup> A. Festanti,<sup>34</sup> V. J. G. Feuillard,<sup>102</sup> J. Figiel,<sup>118</sup> S. Filchagin,<sup>107</sup> D. Finogeev,<sup>62</sup> F. M. Fionda,<sup>22</sup>  
 G. Fiorenza,<sup>52</sup> F. Flor,<sup>126</sup> S. Foertsch,<sup>73</sup> P. Foka,<sup>105</sup> S. Fokin,<sup>87</sup> E. Fragiaco,<sup>59</sup> A. Francisco,<sup>114</sup> U. Frankenfeld,<sup>105</sup>  
 G. G. Fronze,<sup>26a,26b</sup> U. Fuchs,<sup>34</sup> C. Furget,<sup>78</sup> A. Furs,<sup>62</sup> M. Fusco Girard,<sup>30a,30b</sup> J. J. Gaardhøje,<sup>88</sup> M. Gagliardi,<sup>26a,26b</sup>  
 A. M. Gago,<sup>110</sup> A. Gal,<sup>136</sup> C. D. Galvan,<sup>120</sup> P. Ganoti,<sup>83</sup> C. Garabatos,<sup>105</sup> E. Garcia-Solis,<sup>11</sup> K. Garg,<sup>28a,28b</sup> C. Gargiulo,<sup>34</sup>  
 K. Garner,<sup>144</sup> P. Gasik,<sup>103,117</sup> E. F. Gauger,<sup>119</sup> M. B. Gay Ducati,<sup>71</sup> M. Germain,<sup>114</sup> J. Ghosh,<sup>108</sup> P. Ghosh,<sup>141</sup> S. K. Ghosh,<sup>3a,3b</sup>  
 P. Gianotti,<sup>51</sup> P. Giubellino,<sup>105,58</sup> P. Giubilato,<sup>29a,29b</sup> P. Glässel,<sup>102</sup> D. M. Gómez Coral,<sup>72</sup> A. Gomez Ramirez,<sup>74</sup>  
 V. Gonzalez,<sup>105</sup> P. González-Zamora,<sup>44</sup> S. Gorbunov,<sup>39</sup> L. Görlich,<sup>118</sup> S. Gotovac,<sup>35</sup> V. Grabski,<sup>72</sup> L. K. Graczykowski,<sup>142</sup>  
 K. L. Graham,<sup>109</sup> L. Greiner,<sup>79</sup> A. Grelli,<sup>63</sup> C. Grigoras,<sup>34</sup> V. Grigoriev,<sup>91</sup> A. Grigoryan,<sup>1</sup> S. Grigoryan,<sup>75</sup> O. S. Groettvik,<sup>22</sup>  
 J. M. Gronefeld,<sup>105</sup> F. Grosa,<sup>31</sup> J. F. Grosse-Oetringhaus,<sup>34</sup> R. Grosso,<sup>105</sup> R. Guernane,<sup>78</sup> B. Guerzoni,<sup>27a,27b</sup> M. Guittiere,<sup>114</sup>  
 K. Gulbrandsen,<sup>88</sup> T. Gunji,<sup>132</sup> A. Gupta,<sup>99</sup> R. Gupta,<sup>99</sup> I. B. Guzman,<sup>44</sup> R. Haake,<sup>34,146</sup> M. K. Habib,<sup>105</sup> C. Hadjidakis,<sup>61</sup>  
 H. Hamagaki,<sup>81</sup> G. Hamar,<sup>145</sup> M. Hamid,<sup>6</sup> J. C. Hamon,<sup>136</sup> R. Hannigan,<sup>119</sup> M. R. Haque,<sup>63</sup> A. Harlenderova,<sup>105</sup>  
 J. W. Harris,<sup>146</sup> A. Harton,<sup>11</sup> H. Hassan,<sup>78</sup> D. Hatzifotiadou,<sup>53,10</sup> P. Hauer,<sup>42</sup> S. Hayashi,<sup>132</sup> S. T. Heckel,<sup>69</sup> E. Hellbär,<sup>69</sup>  
 H. Helstrup,<sup>36</sup> A. Herghelegiu,<sup>47</sup> E. G. Hernandez,<sup>44</sup> G. Herrera Corral,<sup>9</sup> F. Herrmann,<sup>144</sup> K. F. Hetland,<sup>36</sup> T. E. Hilden,<sup>43</sup>  
 H. Hillemanns,<sup>34</sup> C. Hills,<sup>128</sup> B. Hippolyte,<sup>136</sup> B. Hohlweger,<sup>103</sup> D. Horak,<sup>37</sup> S. Hornung,<sup>105</sup> R. Hosokawa,<sup>133</sup> P. Hristov,<sup>34</sup>  
 C. Huang,<sup>61</sup> C. Hughes,<sup>130</sup> P. Huhn,<sup>69</sup> T. J. Humanic,<sup>95</sup> H. Hushnud,<sup>108</sup> L. A. Husova,<sup>144</sup> N. Hussain,<sup>41</sup> S. A. Hussain,<sup>15</sup>  
 T. Hussain,<sup>17</sup> D. Hutter,<sup>39</sup> D. S. Hwang,<sup>19</sup> J. P. Iddon,<sup>128</sup> R. Ilkaev,<sup>107</sup> M. Inaba,<sup>133</sup> M. Ippolitov,<sup>87</sup> M. S. Islam,<sup>108</sup>  
 M. Ivanov,<sup>105</sup> V. Ivanov,<sup>96</sup> V. Izucheev,<sup>90</sup> B. Jacak,<sup>79</sup> N. Jacazio,<sup>27a,27b</sup> P. M. Jacobs,<sup>79</sup> M. B. Jadhav,<sup>48</sup> S. Jadlovská,<sup>116</sup>  
 J. Jadlovsky,<sup>116</sup> S. Jaelani,<sup>63</sup> C. Jahnke,<sup>121</sup> M. J. Jakubowska,<sup>142</sup> M. A. Janik,<sup>142</sup> M. Jercic,<sup>97</sup> O. Jevons,<sup>109</sup>

R. T. Jimenez Bustamante,<sup>105</sup> M. Jin,<sup>126</sup> F. Jonas,<sup>144,94</sup> P. G. Jones,<sup>109</sup> A. Jusko,<sup>109</sup> P. Kalinak,<sup>65</sup> A. Kalweit,<sup>34</sup> J. H. Kang,<sup>147</sup>  
V. Kaplin,<sup>91</sup> S. Kar,<sup>6</sup> A. Karasu Uysal,<sup>77</sup> O. Karavichev,<sup>62</sup> T. Karavicheva,<sup>62</sup> P. Karczmarczyk,<sup>34</sup> E. Karpechev,<sup>62</sup>  
U. Kebschull,<sup>74</sup> R. Keidel,<sup>46</sup> M. Keil,<sup>34</sup> B. Ketzer,<sup>42</sup> Z. Khabanova,<sup>89</sup> A. M. Khan,<sup>6</sup> S. Khan,<sup>17</sup> S. A. Khan,<sup>141</sup>  
A. Khanzadeev,<sup>96</sup> Y. Kharlov,<sup>90</sup> A. Khatun,<sup>17</sup> A. Khuntia,<sup>118,49</sup> B. Kileng,<sup>36</sup> B. Kim,<sup>60</sup> B. Kim,<sup>133</sup> D. Kim,<sup>147</sup> D. J. Kim,<sup>127</sup>  
E. J. Kim,<sup>13</sup> H. Kim,<sup>147</sup> J. S. Kim,<sup>40</sup> J. Kim,<sup>102</sup> J. Kim,<sup>147</sup> J. Kim,<sup>13</sup> M. Kim,<sup>60,102</sup> S. Kim,<sup>19</sup> T. Kim,<sup>147</sup> T. Kim,<sup>147</sup> K. Kindra,<sup>98</sup>  
S. Kirsch,<sup>39</sup> I. Kisel,<sup>39</sup> S. Kiselev,<sup>64</sup> A. Kisiel,<sup>142</sup> J. L. Klay,<sup>5</sup> C. Klein,<sup>69</sup> J. Klein,<sup>58</sup> S. Klein,<sup>79</sup> C. Klein-Bösing,<sup>144</sup>  
S. Klewin,<sup>102</sup> A. Kluge,<sup>34</sup> M. L. Knichel,<sup>34</sup> A. G. Knospe,<sup>126</sup> C. Kobdaj,<sup>115</sup> M. Kofarago,<sup>145</sup> M. K. Köhler,<sup>102</sup> T. Kollegger,<sup>105</sup>  
A. Kondratyev,<sup>75</sup> N. Kondratyeva,<sup>91</sup> E. Kondratyuk,<sup>90</sup> P. J. Konopka,<sup>34</sup> M. Konyushikhin,<sup>143</sup> L. Koska,<sup>116</sup> O. Kovalenko,<sup>84</sup>  
V. Kovalenko,<sup>112</sup> M. Kowalski,<sup>118</sup> I. Králik,<sup>65</sup> A. Kravčáková,<sup>38</sup> L. Kreis,<sup>105</sup> M. Krivda,<sup>109,65</sup> F. Krizek,<sup>93</sup>  
K. Krizkova Gajdosova,<sup>37,88</sup> M. Krüger,<sup>69</sup> E. Kryshen,<sup>96</sup> M. Krzewicki,<sup>39</sup> A. M. Kubera,<sup>95</sup> V. Kučera,<sup>60</sup> C. Kuhn,<sup>136</sup>  
P. G. Kuijer,<sup>89</sup> L. Kumar,<sup>98</sup> S. Kumar,<sup>48</sup> S. Kundu,<sup>85</sup> P. Kurashvili,<sup>84</sup> A. Kurepin,<sup>62</sup> A. B. Kurepin,<sup>62</sup> S. Kushpil,<sup>93</sup>  
J. Kvapil,<sup>109</sup> M. J. Kweon,<sup>60</sup> Y. Kwon,<sup>147</sup> S. L. La Pointe,<sup>39</sup> P. La Rocca,<sup>28a,28b</sup> Y. S. Lai,<sup>79</sup> R. Langoy,<sup>124</sup> K. Lapidus,<sup>34,146</sup>  
A. Lardeux,<sup>21</sup> P. Larionov,<sup>51</sup> E. Laudi,<sup>34</sup> R. Lavicka,<sup>37</sup> T. Lazareva,<sup>112</sup> R. Lea,<sup>25a,25b</sup> L. Leardini,<sup>102</sup> S. Lee,<sup>147</sup> F. Lehas,<sup>89</sup>  
S. Lehner,<sup>113</sup> J. Lehrbach,<sup>39</sup> R. C. Lemmon,<sup>92</sup> I. León Monzón,<sup>120</sup> M. Lettrich,<sup>34</sup> P. Lévai,<sup>145</sup> X. Li,<sup>12</sup> X. L. Li,<sup>6</sup> J. Lien,<sup>124</sup>  
R. Lietava,<sup>109</sup> B. Lim,<sup>18</sup> S. Lindal,<sup>21</sup> V. Lindenstruth,<sup>39</sup> S. W. Lindsay,<sup>128</sup> C. Lippmann,<sup>105</sup> M. A. Lisa,<sup>95</sup> V. Litichevskyi,<sup>43</sup>  
A. Liu,<sup>79</sup> S. Liu,<sup>95</sup> H. M. Ljunggren,<sup>80</sup> W. J. Llope,<sup>143</sup> D. F. Lodato,<sup>63</sup> V. Loginov,<sup>91</sup> C. Loizides,<sup>94</sup> P. Loncar,<sup>35</sup> X. Lopez,<sup>134</sup>  
E. López Torres,<sup>8</sup> P. Luettig,<sup>69</sup> J. R. Luhder,<sup>144</sup> M. Lunardon,<sup>29a,29b</sup> G. Luparello,<sup>59</sup> M. Lupi,<sup>34</sup> A. Maevskaya,<sup>62</sup> M. Mager,<sup>34</sup>  
S. M. Mahmood,<sup>21</sup> T. Mahmoud,<sup>42</sup> A. Maire,<sup>136</sup> R. D. Majka,<sup>146</sup> M. Malaev,<sup>96</sup> Q. W. Malik,<sup>21</sup> L. Malinina,<sup>75,c</sup>  
D. Mal'Kevich,<sup>64</sup> P. Malzacher,<sup>105</sup> A. Mamonov,<sup>107</sup> V. Manko,<sup>87</sup> F. Manso,<sup>134</sup> V. Manzari,<sup>52</sup> Y. Mao,<sup>6</sup> M. Marchisone,<sup>135</sup>  
J. Mareš,<sup>67</sup> G. V. Margagliotti,<sup>25a,25b</sup> A. Margotti,<sup>53</sup> J. Margutti,<sup>63</sup> A. Marín,<sup>105</sup> C. Markert,<sup>119</sup> M. Marquard,<sup>69</sup>  
N. A. Martin,<sup>102</sup> P. Martinengo,<sup>34</sup> J. L. Martinez,<sup>126</sup> M. I. Martínez,<sup>44</sup> G. Martínez García,<sup>114</sup> M. Martinez Pedreira,<sup>34</sup>  
S. Masciocchi,<sup>105</sup> M. Maserà,<sup>26a,26b</sup> A. Masoni,<sup>54</sup> L. Massacrier,<sup>61</sup> E. Masson,<sup>114</sup> A. Mastroserio,<sup>138,52</sup> A. M. Mathis,<sup>103,117</sup>  
P. F. T. Matuoka,<sup>121</sup> A. Matyja,<sup>118</sup> C. Mayer,<sup>118</sup> M. Mazzilli,<sup>33a,33b</sup> M. A. Mazzoni,<sup>57</sup> A. F. Mechler,<sup>69</sup> F. Meddi,<sup>23a,23b</sup>  
Y. Melikyan,<sup>91</sup> A. Menchaca-Rocha,<sup>72</sup> E. Meninno,<sup>30a,30b</sup> M. Meres,<sup>14</sup> S. Mhlanga,<sup>125</sup> Y. Miake,<sup>133</sup> L. Micheletti,<sup>26a,26b</sup>  
M. M. Mieskolainen,<sup>43</sup> D. L. Mihaylov,<sup>103</sup> K. Mikhaylov,<sup>64,75</sup> A. Mischke,<sup>63,f</sup> A. N. Mishra,<sup>70</sup> D. Miśkowiec,<sup>105</sup>  
C. M. Mitu,<sup>68</sup> N. Mohammadi,<sup>34</sup> A. P. Mohanty,<sup>63</sup> B. Mohanty,<sup>85</sup> M. Mohisin Khan,<sup>17,d</sup> M. M. Mondal,<sup>66</sup> C. Mordasini,<sup>103</sup>  
D. A. Moreira De Godoy,<sup>144</sup> L. A. P. Moreno,<sup>44</sup> S. Moretto,<sup>29a,29b</sup> A. Morreale,<sup>114</sup> A. Morsch,<sup>34</sup> T. Mrnjavac,<sup>34</sup>  
V. Muccifora,<sup>51</sup> E. Mudnic,<sup>35</sup> D. Mühlheim,<sup>144</sup> S. Muhuri,<sup>141</sup> J. D. Mulligan,<sup>79,146</sup> M. G. Munhoz,<sup>121</sup> K. Munning,<sup>42</sup>  
R. H. Munzer,<sup>69</sup> H. Murakami,<sup>132</sup> S. Murray,<sup>73</sup> L. Musa,<sup>34</sup> J. Musinsky,<sup>65</sup> C. J. Myers,<sup>126</sup> J. W. Myrcha,<sup>142</sup> B. Naik,<sup>48</sup>  
R. Nair,<sup>84</sup> B. K. Nandi,<sup>48</sup> R. Nania,<sup>10,53</sup> E. Nappi,<sup>52</sup> M. U. Naru,<sup>15</sup> A. F. Nassirpour,<sup>80</sup> H. Natal da Luz,<sup>121</sup> C. Natrass,<sup>130</sup>  
K. Nayak,<sup>85</sup> R. Nayak,<sup>48</sup> T. K. Nayak,<sup>141,85</sup> S. Nazarenko,<sup>107</sup> R. A. Negrao De Oliveira,<sup>69</sup> L. Nellen,<sup>70</sup> S. V. Nesbo,<sup>36</sup>  
G. Neskovic,<sup>39</sup> F. Ng,<sup>126</sup> B. S. Nielsen,<sup>88</sup> S. Nikolaev,<sup>87</sup> S. Nikulin,<sup>87</sup> V. Nikulin,<sup>96</sup> F. Noferini,<sup>53,10</sup> P. Nomokonov,<sup>75</sup>  
G. Nooren,<sup>63</sup> J. C. C. Noris,<sup>44</sup> J. Norman,<sup>78</sup> P. Nowakowski,<sup>142</sup> A. Nyanin,<sup>87</sup> J. Nystrand,<sup>22</sup> M. Ogino,<sup>81</sup> A. Ohlson,<sup>102</sup>  
J. Oleniacz,<sup>142</sup> A. C. Oliveira Da Silva,<sup>121</sup> M. H. Oliver,<sup>146</sup> J. Onderwaater,<sup>105</sup> C. Oppedisano,<sup>58</sup> R. Orava,<sup>43</sup>  
A. Ortiz Velasquez,<sup>70</sup> A. Oskarsson,<sup>80</sup> J. Otwinowski,<sup>118</sup> K. Oyama,<sup>81</sup> Y. Pachmayer,<sup>102</sup> V. Pacik,<sup>88</sup> D. Pagano,<sup>140</sup> G. Paić,<sup>70</sup>  
P. Palmi,<sup>6</sup> J. Pan,<sup>143</sup> A. K. Pandey,<sup>48</sup> S. Panebianco,<sup>137</sup> V. Papikyan,<sup>1</sup> P. Pareek,<sup>49</sup> J. Park,<sup>60</sup> J. E. Parkkila,<sup>127</sup> S. Parmar,<sup>98</sup>  
A. Passfeld,<sup>144</sup> S. P. Pathak,<sup>126</sup> R. N. Patra,<sup>141</sup> B. Paul,<sup>58</sup> H. Pei,<sup>6</sup> T. Peitzmann,<sup>63</sup> X. Peng,<sup>6</sup> L. G. Pereira,<sup>71</sup>  
H. Pereira Da Costa,<sup>137</sup> D. Peresunko,<sup>87</sup> G. M. Perez,<sup>8</sup> E. Perez Lezama,<sup>69</sup> V. Peskov,<sup>69</sup> Y. Pestov,<sup>4</sup> V. Petráček,<sup>37</sup>  
M. Petrovici,<sup>47</sup> R. P. Pezzi,<sup>71</sup> S. Piano,<sup>59</sup> M. Pikna,<sup>14</sup> P. Pillot,<sup>114</sup> L. O. D. L. Pimentel,<sup>88</sup> O. Pinazza,<sup>53,34</sup> L. Pinsky,<sup>126</sup>  
S. Pisano,<sup>51</sup> D. B. Piyarathna,<sup>126</sup> M. Płoskoń,<sup>79</sup> M. Planinic,<sup>97</sup> F. Pliquet,<sup>69</sup> J. Pluta,<sup>142</sup> S. Pochybova,<sup>145</sup> M. G. Poghosyan,<sup>94</sup>  
B. Polichtchouk,<sup>90</sup> N. Poljak,<sup>97</sup> W. Poonsawat,<sup>115</sup> A. Pop,<sup>47</sup> H. Poppenborg,<sup>144</sup> S. Porteboeuf-Houssais,<sup>134</sup> V. Pozdniakov,<sup>75</sup>  
S. K. Prasad,<sup>3a,3b</sup> R. Preghenella,<sup>53</sup> F. Prino,<sup>58</sup> C. A. Pruneau,<sup>143</sup> I. Pshenichnov,<sup>62</sup> M. Puccio,<sup>26a,26b,34</sup> V. Punin,<sup>107</sup>  
K. Puranapanda,<sup>141</sup> J. Putschke,<sup>143</sup> R. E. Quishpe,<sup>126</sup> S. Ragoni,<sup>109</sup> S. Raha,<sup>3a,3b</sup> S. Rajput,<sup>99</sup> J. Rak,<sup>127</sup>  
A. Rakotozafindrabe,<sup>137</sup> L. Ramello,<sup>32</sup> F. Rami,<sup>136</sup> R. Raniwala,<sup>100</sup> S. Raniwala,<sup>100</sup> S. S. Räsänen,<sup>43</sup> B. T. Rascanu,<sup>69</sup>  
R. Rath,<sup>49</sup> V. Ratza,<sup>42</sup> I. Ravasenga,<sup>31</sup> K. F. Read,<sup>94,130</sup> K. Redlich,<sup>84,e</sup> A. Rehman,<sup>22</sup> P. Reichelt,<sup>69</sup> F. Reidt,<sup>34</sup> X. Ren,<sup>6</sup>  
R. Renfordt,<sup>69</sup> A. Reshetin,<sup>62</sup> J.-P. Revol,<sup>10</sup> K. Reygers,<sup>102</sup> V. Riabov,<sup>96</sup> T. Richert,<sup>88,80</sup> M. Richter,<sup>21</sup> P. Riedler,<sup>34</sup>  
W. Riegler,<sup>34</sup> F. Riggi,<sup>28a,28b</sup> C. Ristea,<sup>68</sup> S. P. Rode,<sup>49</sup> M. Rodríguez Cahuantzi,<sup>44</sup> K. Røed,<sup>21</sup> R. Rogalev,<sup>90</sup> E. Rogochaya,<sup>75</sup>  
D. Rohr,<sup>34</sup> D. Röhrich,<sup>22</sup> P. S. Rokita,<sup>142</sup> F. Ronchetti,<sup>51</sup> E. D. Rosas,<sup>70</sup> K. Roslon,<sup>142</sup> P. Rosnet,<sup>134</sup> A. Rossi,<sup>56,29a,29b</sup>  
A. Rotondi,<sup>139</sup> F. Roukoutakis,<sup>83</sup> A. Roy,<sup>49</sup> P. Roy,<sup>108</sup> O. V. Rueda,<sup>80</sup> R. Rui,<sup>25a,25b</sup> B. Rumyantsev,<sup>75</sup> A. Rustamov,<sup>86</sup>

E. Ryabinkin,<sup>87</sup> Y. Ryabov,<sup>96</sup> A. Rybicki,<sup>118</sup> H. Rytönen,<sup>127</sup> S. Saarinen,<sup>43</sup> S. Sadhu,<sup>141</sup> S. Sadovsky,<sup>90</sup> K. Šafařík,<sup>37,34</sup> S. K. Saha,<sup>141</sup> B. Sahoo,<sup>48</sup> P. Sahoo,<sup>49</sup> R. Sahoo,<sup>49</sup> S. Sahoo,<sup>66</sup> P. K. Sahu,<sup>66</sup> J. Saini,<sup>141</sup> S. Sakai,<sup>133</sup> S. Sambyal,<sup>99</sup> V. Samsonov,<sup>91,96</sup> A. Sandoval,<sup>72</sup> A. Sarkar,<sup>73</sup> D. Sarkar,<sup>143,141</sup> N. Sarkar,<sup>141</sup> P. Sarma,<sup>41</sup> V. M. Sarti,<sup>103</sup> M. H. P. Sas,<sup>63</sup> E. Scapparone,<sup>53</sup> B. Schaefer,<sup>94</sup> J. Schambach,<sup>119</sup> H. S. Scheid,<sup>69</sup> C. Schiaua,<sup>47</sup> R. Schicker,<sup>102</sup> A. Schmah,<sup>102</sup> C. Schmidt,<sup>105</sup> H. R. Schmidt,<sup>101</sup> M. O. Schmidt,<sup>102</sup> M. Schmidt,<sup>101</sup> N. V. Schmidt,<sup>94,69</sup> A. R. Schmier,<sup>130</sup> J. Schukraft,<sup>34,88</sup> Y. Schutz,<sup>136,34</sup> K. Schwarz,<sup>105</sup> K. Schweda,<sup>105</sup> G. Scioli,<sup>27a,27b</sup> E. Scomparin,<sup>58</sup> M. Šeščík,<sup>38</sup> J. E. Seger,<sup>16</sup> Y. Sekiguchi,<sup>132</sup> D. Sekihata,<sup>45</sup> I. Selyuzhenkov,<sup>105,91</sup> S. Senyukov,<sup>136</sup> E. Serradilla,<sup>72</sup> P. Sett,<sup>48</sup> A. Sevcenco,<sup>68</sup> A. Shabanov,<sup>62</sup> A. Shabetai,<sup>114</sup> R. Shahoyan,<sup>34</sup> W. Shaikh,<sup>108</sup> A. Shangaraev,<sup>90</sup> A. Sharma,<sup>98</sup> A. Sharma,<sup>99</sup> M. Sharma,<sup>99</sup> N. Sharma,<sup>98</sup> A. I. Sheikh,<sup>141</sup> K. Shigaki,<sup>45</sup> M. Shimomura,<sup>82</sup> S. Shirinkin,<sup>64</sup> Q. Shou,<sup>111</sup> Y. Sibiriak,<sup>87</sup> S. Siddhanta,<sup>54</sup> T. Siemiarzczuk,<sup>84</sup> D. Silvermyr,<sup>80</sup> G. Simatovic,<sup>89</sup> G. Simonetti,<sup>103,34</sup> R. Singh,<sup>85</sup> R. Singh,<sup>99</sup> V. K. Singh,<sup>141</sup> V. Singhal,<sup>141</sup> T. Sinha,<sup>108</sup> B. Sitar,<sup>14</sup> M. Sitta,<sup>32</sup> T. B. Skaali,<sup>21</sup> M. Slupecki,<sup>127</sup> N. Smirnov,<sup>146</sup> R. J. M. Snellings,<sup>63</sup> T. W. Snellman,<sup>127</sup> J. Sochan,<sup>116</sup> C. Soncco,<sup>110</sup> J. Song,<sup>60</sup> A. Songmoolnak,<sup>115</sup> F. Soramel,<sup>29a,29b</sup> S. Sorensen,<sup>130</sup> I. Sputowska,<sup>118</sup> J. Stachel,<sup>102</sup> I. Stan,<sup>68</sup> P. Stankus,<sup>94</sup> P. J. Steffanic,<sup>130</sup> E. Stenlund,<sup>80</sup> D. Stocco,<sup>114</sup> M. M. Storetvedt,<sup>36</sup> P. Strmen,<sup>14</sup> A. A. P. Suaide,<sup>121</sup> T. Sugitate,<sup>45</sup> C. Suire,<sup>61</sup> M. Suleymanov,<sup>15</sup> M. Suljic,<sup>34</sup> R. Sultanov,<sup>64</sup> M. Šumbera,<sup>93</sup> S. Sumowidagdo,<sup>50</sup> K. Suzuki,<sup>113</sup> S. Swain,<sup>66</sup> A. Szabo,<sup>14</sup> I. Szarka,<sup>14</sup> U. Tabassam,<sup>15</sup> G. Taillepied,<sup>134</sup> J. Takahashi,<sup>122</sup> G. J. Tambave,<sup>22</sup> S. Tang,<sup>6</sup> M. Tarhini,<sup>114</sup> M. G. Tazila,<sup>47</sup> A. Tauro,<sup>34</sup> G. Tejada Muñoz,<sup>44</sup> A. Telesca,<sup>34</sup> C. Terrevoli,<sup>29a,29b,126</sup> D. Thakur,<sup>49</sup> S. Thakur,<sup>141</sup> D. Thomas,<sup>119</sup> F. Thoresen,<sup>88</sup> R. Tieulent,<sup>135</sup> A. Tikhonov,<sup>62</sup> A. R. Timmins,<sup>126</sup> A. Toia,<sup>69</sup> N. Topilskaya,<sup>62</sup> M. Toppi,<sup>51</sup> F. Torales-Acosta,<sup>20</sup> S. R. Torres,<sup>120</sup> S. Tripathy,<sup>49</sup> T. Tripathy,<sup>48</sup> S. Trogolo,<sup>26a,26b,29a,29b</sup> G. Trombetta,<sup>33a,33b</sup> L. Tropp,<sup>38</sup> V. Trubnikov,<sup>2</sup> W. H. Trzaska,<sup>127</sup> T. P. Trzcinski,<sup>142</sup> B. A. Trzeciak,<sup>63</sup> T. Tsuji,<sup>132</sup> A. Tumkin,<sup>107</sup> R. Turrisi,<sup>56</sup> T. S. Tveter,<sup>21</sup> K. Ullaland,<sup>22</sup> E. N. Umaka,<sup>126</sup> A. Uras,<sup>135</sup> G. L. Usai,<sup>24a,24b</sup> A. Utrobicic,<sup>97</sup> M. Vala,<sup>38,116</sup> N. Valle,<sup>139</sup> N. van der Kolk,<sup>63</sup> L. V. R. van Doremalen,<sup>63</sup> M. van Leeuwen,<sup>63</sup> P. Vande Vyvre,<sup>34</sup> D. Varga,<sup>145</sup> A. Vargas,<sup>44</sup> M. Vargyas,<sup>127</sup> R. Varma,<sup>48</sup> M. Vasileiou,<sup>83</sup> A. Vasiliev,<sup>87</sup> O. Vázquez Doce,<sup>117,103</sup> V. Vechemin,<sup>112</sup> A. M. Veen,<sup>63</sup> E. Vercellin,<sup>26a,26b</sup> S. Vergara Limón,<sup>44</sup> L. Vermunt,<sup>63</sup> R. Vernet,<sup>7</sup> R. Vértesi,<sup>145</sup> L. Vickovic,<sup>35</sup> J. Viinikainen,<sup>127</sup> Z. Vilakazi,<sup>131</sup> O. Villalobos Baillie,<sup>109</sup> A. Villatoro Tello,<sup>44</sup> G. Vino,<sup>52</sup> A. Vinogradov,<sup>87</sup> T. Virgili,<sup>30a,30b</sup> V. Vislavicius,<sup>88</sup> A. Vodopyanov,<sup>75</sup> B. Volkel,<sup>34</sup> M. A. Völkl,<sup>101</sup> K. Voloshin,<sup>64</sup> S. A. Voloshin,<sup>143</sup> G. Volpe,<sup>33a,33b</sup> B. von Haller,<sup>34</sup> I. Vorobyev,<sup>103,117</sup> D. Voscek,<sup>116</sup> J. Vrláková,<sup>38</sup> B. Wagner,<sup>22</sup> M. Wang,<sup>6</sup> Y. Watanabe,<sup>133</sup> M. Weber,<sup>113</sup> S. G. Weber,<sup>105</sup> A. Wegrzynek,<sup>34</sup> D. F. Weiser,<sup>102</sup> S. C. Wenzel,<sup>34</sup> J. P. Wessels,<sup>144</sup> U. Westerhoff,<sup>144</sup> A. M. Whitehead,<sup>125</sup> E. Widmann,<sup>113</sup> J. Wiechula,<sup>69</sup> J. Wikne,<sup>21</sup> G. Wilk,<sup>84</sup> J. Wilkinson,<sup>53</sup> G. A. Willems,<sup>144,34</sup> E. Willsher,<sup>109</sup> B. Windelband,<sup>102</sup> W. E. Witt,<sup>130</sup> Y. Wu,<sup>129</sup> R. Xu,<sup>6</sup> S. Yalcin,<sup>77</sup> K. Yamakawa,<sup>45</sup> S. Yang,<sup>22</sup> S. Yano,<sup>137</sup> Z. Yin,<sup>6</sup> H. Yokoyama,<sup>63</sup> I.-K. Yoo,<sup>18</sup> J. H. Yoon,<sup>60</sup> S. Yuan,<sup>22</sup> A. Yuncu,<sup>102</sup> V. Yurchenko,<sup>2</sup> V. Zaccolo,<sup>25a,25b,58</sup> A. Zaman,<sup>15</sup> C. Zampolli,<sup>34</sup> H. J. C. Zanoli,<sup>121</sup> N. Zardoshti,<sup>109,34</sup> A. Zarochentsev,<sup>112</sup> P. Závada,<sup>67</sup> N. Zaviyalov,<sup>107</sup> H. Zbroszczyk,<sup>142</sup> M. Zhalov,<sup>96</sup> X. Zhang,<sup>6</sup> Y. Zhang,<sup>6</sup> Z. Zhang,<sup>6,134</sup> C. Zhao,<sup>21</sup> V. Zhrebchevskii,<sup>112</sup> N. Zhigareva,<sup>64</sup> D. Zhou,<sup>6</sup> Y. Zhou,<sup>88</sup> Z. Zhou,<sup>22</sup> H. Zhu,<sup>6</sup> J. Zhu,<sup>6</sup> Y. Zhu,<sup>6</sup> A. Zichichi,<sup>27a,27b,10</sup> M. B. Zimmermann,<sup>34</sup> G. Zinovjev,<sup>2</sup> and N. Zurlo<sup>140</sup>

(A Large Ion Collider Experiment Collaboration)

<sup>1</sup>A.I. Alikhanyan National Science Laboratory (Yerevan Physics Institute) Foundation, Yerevan, Armenia

<sup>2</sup>Bogolyubov Institute for Theoretical Physics, National Academy of Sciences of Ukraine, Kiev, Ukraine

<sup>3a</sup>Bose Institute, Department of Physics, Kolkata, India

<sup>3b</sup>Centre for Astroparticle Physics and Space Science (CAPSS), Kolkata, India

<sup>4</sup>Budker Institute for Nuclear Physics, Novosibirsk, Russia

<sup>5</sup>California Polytechnic State University, San Luis Obispo, California, USA

<sup>6</sup>Central China Normal University, Wuhan, China

<sup>7</sup>Centre de Calcul de l'IN2P3, Villeurbanne, Lyon, France

<sup>8</sup>Centro de Aplicaciones Tecnológicas y Desarrollo Nuclear (CEADEN), Havana, Cuba

<sup>9</sup>Centro de Investigación y de Estudios Avanzados (CINVESTAV), Mexico City and Mérida, Mexico

<sup>10</sup>Centro Fermi-Museo Storico della Fisica e Centro Studi e Ricerche "Enrico Fermi", Rome, Italy

<sup>11</sup>Chicago State University, Illinois, USA

<sup>12</sup>China Institute of Atomic Energy, Beijing, China

<sup>13</sup>Chonbuk National University, Jeonju, Republic of Korea

<sup>14</sup>Comenius University Bratislava, Faculty of Mathematics, Physics and Informatics, Bratislava, Slovakia

<sup>15</sup>COMSATS University Islamabad, Islamabad, Pakistan

- <sup>16</sup>Creighton University, Omaha, Nebraska, USA
- <sup>17</sup>Department of Physics, Aligarh Muslim University, Aligarh, India
- <sup>18</sup>Department of Physics, Pusan National University, Pusan, Republic of Korea
- <sup>19</sup>Department of Physics, Sejong University, Seoul, Republic of Korea
- <sup>20</sup>Department of Physics, University of California, Berkeley, California, USA
- <sup>21</sup>Department of Physics, University of Oslo, University of Oslo, Oslo, Norway
- <sup>22</sup>Department of Physics and Technology, University of Bergen, University of Bergen, Bergen, Norway
- <sup>23a</sup>Dipartimento di Fisica dell'Università 'La Sapienza', Rome, Italy
- <sup>23b</sup>Sezione INFN, Rome, Italy
- <sup>24a</sup>Dipartimento di Fisica dell'Università, Cagliari, Italy
- <sup>24b</sup>Sezione INFN, Cagliari, Italy
- <sup>25a</sup>Dipartimento di Fisica dell'Università, Trieste, Italy
- <sup>25b</sup>Sezione INFN, Trieste, Italy
- <sup>26a</sup>Dipartimento di Fisica dell'Università, Trieste, Italy
- <sup>26b</sup>Sezione INFN, Trieste, Italy
- <sup>27a</sup>Dipartimento di Fisica e Astronomia dell'Università, Bologna, Italy
- <sup>27b</sup>Sezione INFN, Bologna, Italy
- <sup>28a</sup>Dipartimento di Fisica e Astronomia dell'Università, Catania, Italy
- <sup>28b</sup>Sezione INFN, Catania, Italy
- <sup>29a</sup>Dipartimento di Fisica e Astronomia dell'Università, Padova, Italy
- <sup>29b</sup>Sezione INFN, Padova, Italy
- <sup>30a</sup>Dipartimento di Fisica 'E.R. Caianiello' dell'Università, Salerno, Italy
- <sup>30b</sup>Gruppo Collegato INFN, Salerno, Italy
- <sup>31</sup>Dipartimento DISAT del Politecnico and Sezione INFN, Turin, Italy
- <sup>32</sup>Dipartimento di Scienze e Innovazione Tecnologica dell'Università del Piemonte Orientale and INFN Sezione di Torino, Alessandria, Italy
- <sup>33a</sup>Dipartimento Interateneo di Fisica 'M. Merlin', Bari, Italy
- <sup>33b</sup>Sezione INFN, Bari, Italy
- <sup>34</sup>European Organization for Nuclear Research (CERN), Geneva, Switzerland
- <sup>35</sup>Faculty of Electrical Engineering, Mechanical Engineering and Naval Architecture, University of Split, Split, Croatia
- <sup>36</sup>Faculty of Engineering and Science, Western Norway University of Applied Sciences, Bergen, Norway
- <sup>37</sup>Faculty of Nuclear Sciences and Physical Engineering, Czech Technical University in Prague, Prague, Czech Republic
- <sup>38</sup>Faculty of Science, P.J. Šafárik University, Košice, Slovakia
- <sup>39</sup>Frankfurt Institute for Advanced Studies, Johann Wolfgang Goethe-Universität Frankfurt, Frankfurt, Germany
- <sup>40</sup>Gangneung-Wonju National University, Republic of Korea
- <sup>41</sup>Gauhati University, Department of Physics, Guwahati, India
- <sup>42</sup>Helmholtz-Institut für Strahlen- und Kernphysik, Rheinische Friedrich-Wilhelms-Universität Bonn, Bonn, Germany
- <sup>43</sup>Helsinki Institute of Physics (HIP), Helsinki, Finland
- <sup>44</sup>High Energy Physics Group, Universidad Autónoma de Puebla, Puebla, Mexico
- <sup>45</sup>Hiroshima University, Hiroshima, Japan
- <sup>46</sup>Hochschule Worms, Zentrum für Technologietransfer und Telekommunikation (ZTT), Worms, Germany
- <sup>47</sup>Horia Hulubei National Institute of Physics and Nuclear Engineering, Bucharest, Romania
- <sup>48</sup>Indian Institute of Technology Bombay (IIT), Mumbai, India
- <sup>49</sup>Indian Institute of Technology Indore, Indore, India
- <sup>50</sup>Indonesian Institute of Sciences, Jakarta, Indonesia
- <sup>51</sup>INFN, Laboratori Nazionali di Frascati, Frascati, Italy
- <sup>52</sup>INFN, Sezione di Bari, Bari, Italy
- <sup>53</sup>INFN, Sezione di Bologna, Bologna, Italy
- <sup>54</sup>INFN, Sezione di Cagliari, Cagliari, Italy
- <sup>55</sup>INFN, Sezione di Catania, Catania, Italy
- <sup>56</sup>INFN, Sezione di Padova, Padova, Italy
- <sup>57</sup>INFN, Sezione di Roma, Rome, Italy
- <sup>58</sup>INFN, Sezione di Torino, Turin, Italy
- <sup>59</sup>INFN, Sezione di Trieste, Trieste, Italy
- <sup>60</sup>Inha University, Republic of Korea

- <sup>61</sup>*Institut de Physique Nucléaire d'Orsay (IPNO), Institut National de Physique Nucléaire et de Physique des Particules (IN2P3/CNRS), Université de Paris-Sud, Université Paris-Saclay, Orsay, France*
- <sup>62</sup>*Institute for Nuclear Research, Academy of Sciences, Moscow, Russia*
- <sup>63</sup>*Institute for Subatomic Physics, Utrecht University/Nikhef, Utrecht, Netherlands*
- <sup>64</sup>*Institute for Theoretical and Experimental Physics, Moscow, Russia*
- <sup>65</sup>*Institute of Experimental Physics, Slovak Academy of Sciences, Košice, Slovakia*
- <sup>66</sup>*Institute of Physics, Homi Bhabha National Institute, Bhubaneswar, India*
- <sup>67</sup>*Institute of Physics of the Czech Academy of Sciences, Czech Republic*
- <sup>68</sup>*Institute of Space Science (ISS), Bucharest, Romania*
- <sup>69</sup>*Institut für Kernphysik, Johann Wolfgang Goethe-Universität Frankfurt, Frankfurt, Germany*
- <sup>70</sup>*Instituto de Ciencias Nucleares, Universidad Nacional Autónoma de México, Mexico City, Mexico*
- <sup>71</sup>*Instituto de Física, Universidade Federal do Rio Grande do Sul (UFRGS), Porto Alegre, Brazil*
- <sup>72</sup>*Instituto de Física, Universidad Nacional Autónoma de México, Mexico City, Mexico*
- <sup>73</sup>*iThemba LABS, National Research Foundation, South Africa*
- <sup>74</sup>*Johann-Wolfgang-Goethe Universität Frankfurt Institut für Informatik, Fachbereich Informatik und Mathematik, Frankfurt, Germany*
- <sup>75</sup>*Joint Institute for Nuclear Research (JINR), Dubna, Russia*
- <sup>76</sup>*Korea Institute of Science and Technology Information, Daejeon, Republic of Korea*
- <sup>77</sup>*KTO Karatay University, Konya, Turkey*
- <sup>78</sup>*Laboratoire de Physique Subatomique et de Cosmologie, Université Grenoble-Alpes, CNRS-IN2P3, Grenoble, France*
- <sup>79</sup>*Lawrence Berkeley National Laboratory, Berkeley, California, USA*
- <sup>80</sup>*Lund University Department of Physics, Division of Particle Physics, Lund, Sweden*
- <sup>81</sup>*Nagasaki Institute of Applied Science, Nagasaki, Japan*
- <sup>82</sup>*Nara Women's University (NWU), Nara, Japan*
- <sup>83</sup>*National and Kapodistrian University of Athens, School of Science, Department of Physics, Athens, Greece*
- <sup>84</sup>*National Centre for Nuclear Research, Warsaw, Poland*
- <sup>85</sup>*National Institute of Science Education and Research, Homi Bhabha National Institute, Jatni, India*
- <sup>86</sup>*National Nuclear Research Center, Baku, Azerbaijan*
- <sup>87</sup>*National Research Centre Kurchatov Institute, Moscow, Russia*
- <sup>88</sup>*Niels Bohr Institute, University of Copenhagen, Copenhagen, Denmark*
- <sup>89</sup>*Nikhef, National institute for subatomic physics, Amsterdam, Netherlands*
- <sup>90</sup>*NRC Kurchatov Institute IHEP, Protvino, Russia*
- <sup>91</sup>*NRNU Moscow Engineering Physics Institute, Moscow, Russia*
- <sup>92</sup>*Nuclear Physics Group, STFC Daresbury Laboratory, Daresbury, United Kingdom*
- <sup>93</sup>*Nuclear Physics Institute of the Czech Academy of Sciences, Rež u Prahy, Czech Republic*
- <sup>94</sup>*Oak Ridge National Laboratory, Oak Ridge, Tennessee, USA*
- <sup>95</sup>*Ohio State University, Columbus, Ohio, USA*
- <sup>96</sup>*Petersburg Nuclear Physics Institute, Gatchina, Russia*
- <sup>97</sup>*Physics department, Faculty of science, University of Zagreb, Zagreb, Croatia*
- <sup>98</sup>*Physics Department, Panjab University, Chandigarh, India*
- <sup>99</sup>*Physics Department, University of Jammu, Jammu, India*
- <sup>100</sup>*Physics Department, University of Rajasthan, Jaipur, India*
- <sup>101</sup>*Physikalisches Institut, Eberhard-Karls-Universität Tübingen, Tübingen, Germany*
- <sup>102</sup>*Physikalisches Institut, Ruprecht-Karls-Universität Heidelberg, Heidelberg, Germany*
- <sup>103</sup>*Physik Department, Technische Universität München, Munich, Germany*
- <sup>104</sup>*Politecnico di Bari, Bari, Italy*
- <sup>105</sup>*Research Division and ExtreMe Matter Institute EMMI, GSI Helmholtzzentrum für Schwerionenforschung GmbH, Darmstadt, Germany*
- <sup>106</sup>*Rudjer Bošković Institute, Zagreb, Croatia*
- <sup>107</sup>*Russian Federal Nuclear Center (VNIIEF), Sarov, Russia*
- <sup>108</sup>*Saha Institute of Nuclear Physics, Homi Bhabha National Institute, Kolkata, India*
- <sup>109</sup>*School of Physics and Astronomy, University of Birmingham, Birmingham, United Kingdom*
- <sup>110</sup>*Sección Física, Departamento de Ciencias, Pontificia Universidad Católica del Perú, Lima, Peru*
- <sup>111</sup>*Shanghai Institute of Applied Physics, Shanghai, China*
- <sup>112</sup>*St. Petersburg State University, St. Petersburg, Russia*
- <sup>113</sup>*Stefan Meyer Institut für Subatomare Physik (SMI), Vienna, Austria*
- <sup>114</sup>*SUBATECH, IMT Atlantique, Université de Nantes, CNRS-IN2P3, Nantes, France*
- <sup>115</sup>*Suranaree University of Technology, Nakhon Ratchasima, Thailand*

- <sup>116</sup>*Technical University of Košice, Košice, Slovakia*
- <sup>117</sup>*Technische Universität München, Excellence Cluster 'Universe', Munich, Germany*
- <sup>118</sup>*The Henryk Niewodniczanski Institute of Nuclear Physics, Polish Academy of Sciences, Krakow, Poland*
- <sup>119</sup>*The University of Texas at Austin, Austin, Texas, USA*
- <sup>120</sup>*Universidad Autónoma de Sinaloa, Culiacán, Mexico*
- <sup>121</sup>*Universidade de São Paulo (USP), São Paulo, Brazil*
- <sup>122</sup>*Universidade Estadual de Campinas (UNICAMP), Campinas, Brazil*
- <sup>123</sup>*Universidade Federal do ABC, Santo Andre, Brazil*
- <sup>124</sup>*University College of Southeast Norway, Tonsberg, Norway*
- <sup>125</sup>*University of Cape Town, South Africa*
- <sup>126</sup>*University of Houston, Houston, Texas, USA*
- <sup>127</sup>*University of Jyväskylä, Jyväskylä, Finland*
- <sup>128</sup>*University of Liverpool, Liverpool, United Kingdom*
- <sup>129</sup>*University of Science and Technology of China, Hefei, China*
- <sup>130</sup>*University of Tennessee, Knoxville, Tennessee, USA*
- <sup>131</sup>*University of the Witwatersrand, Johannesburg, South Africa*
- <sup>132</sup>*University of Tokyo, Tokyo, Japan*
- <sup>133</sup>*University of Tsukuba, Tsukuba, Japan*
- <sup>134</sup>*Université Clermont Auvergne, CNRS/IN2P3, LPC, Clermont-Ferrand, France*
- <sup>135</sup>*Université de Lyon, Université Lyon 1, CNRS/IN2P3, IPN-Lyon, Villeurbanne, Villeurbanne, Lyon, France*
- <sup>136</sup>*Université de Strasbourg, CNRS, IPHC UMR 7178, F-67000 Strasbourg, France, Strasbourg, France*
- <sup>137</sup>*Université Paris-Saclay Centre d'Etudes de Saclay (CEA), IRFU, Département de Physique Nucléaire (DPhN), Saclay, France*
- <sup>138</sup>*Università degli Studi di Foggia, Foggia, Italy*
- <sup>139</sup>*Università degli Studi di Pavia, Pavia, Italy*
- <sup>140</sup>*Università di Brescia, Brescia, Italy*
- <sup>141</sup>*Variable Energy Cyclotron Centre, Homi Bhabha National Institute, Kolkata, India*
- <sup>142</sup>*Warsaw University of Technology, Warsaw, Poland*
- <sup>143</sup>*Wayne State University, Detroit, Michigan, USA*
- <sup>144</sup>*Westfälische Wilhelms-Universität Münster, Institut für Kernphysik, Münster, Germany*
- <sup>145</sup>*Wigner Research Centre for Physics, Hungarian Academy of Sciences, Budapest, Hungary*
- <sup>146</sup>*Yale University, New Haven, Connecticut, USA*
- <sup>147</sup>*Yonsei University, Seoul, Republic of Korea*

<sup>a</sup>Deceased.

<sup>b</sup>Also at Dipartimento DET del Politecnico di Torino, Turin, Italy.

<sup>c</sup>Also at M. V. Lomonosov Moscow State University, D.V. Skobeltsyn Institute of Nuclear, Physics, Moscow, Russia.

<sup>d</sup>Also at Department of Applied Physics, Aligarh Muslim University, Aligarh, India.

<sup>e</sup>Also at Institute of Theoretical Physics, University of Wrocław, Poland.