

## Supporting Information

### Supramolecular hydrogels based on custom-made poly(ether urethane)s and cyclodextrins as potential drug delivery vehicles: design and characterization

Alessandro Torchio<sup>a,b,#</sup>, Monica Boffito<sup>a,#,\*</sup>, Andrea Gallina<sup>a,c</sup>, Mario Lavella<sup>a,d</sup>, Claudio Cassino<sup>c</sup>, Gianluca Ciardelli<sup>a</sup>.

<sup>a</sup> Department of Mechanical and Aerospace Engineering, Politecnico di Torino, Corso Duca degli Abruzzi 24, 10129, Torino, Italy

<sup>b</sup> Department of Surgical Sciences, Università degli studi di Torino, Corso Dogliotti, 14, 10126, Torino, Italy

<sup>c</sup> Department of Science and Technological Innovation, Università del Piemonte Orientale "A. Avogadro", Viale Teresa Michel 11, 15121, Alessandria, Italy

<sup>d</sup> Department of Management, Information and Production Engineering (DIGIP), Università degli Studi di Bergamo, Viale G. Marconi, 5, 24044 Dalmine (BG) Italy

# These authors equally contributed to this work

\* Corresponding author

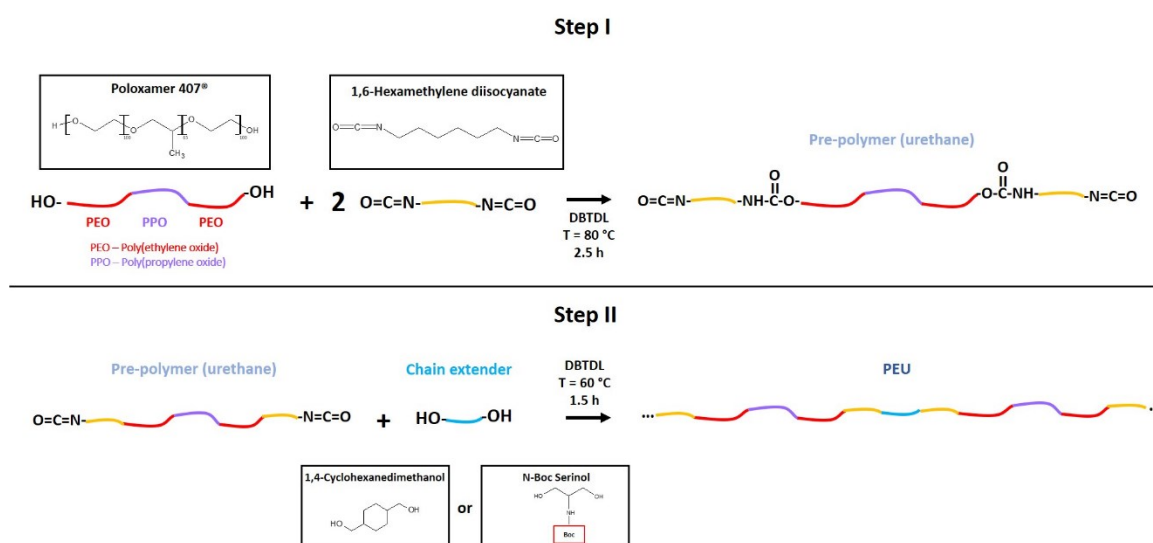


Figure S1: Schematic representation of poly(ether urethane) synthesis protocol.

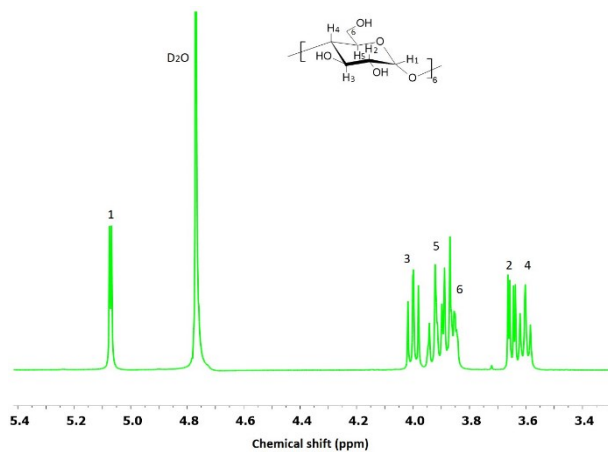


Figure S2: <sup>1</sup>H-NMR spectrum of α-cyclodextrin.

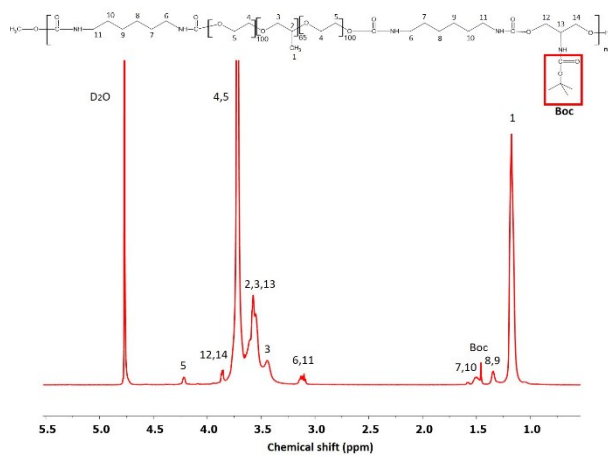


Figure S3: <sup>1</sup>H-NMR spectrum of as-synthesized NHP407.

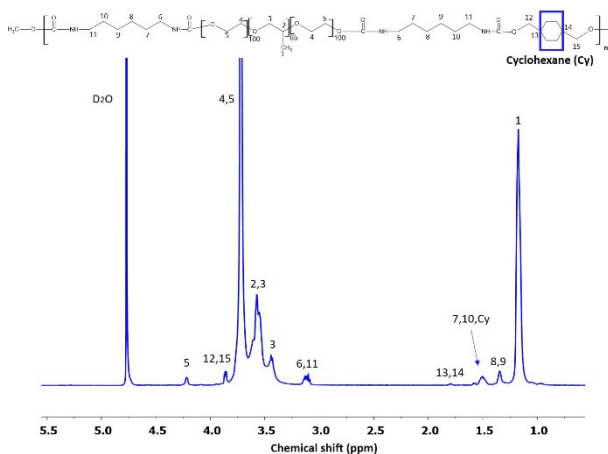


Figure S4: <sup>1</sup>H-NMR spectrum of as-synthesized CHP407.