

SO₂ deactivation mechanism of NO oxidation and regeneration of the LaCoO₃ perovskite

Ferenc Martinovic^{a,b}, Quang Nguyen Tran^{a,c}, Fabio Alessandro Deorsola^{*a}, Samir Bensaid^a, Regina Palkovits^b, Werner Paulus^c, Barbara Bonelli^a, Francesco di Renzo^c, Raffaele Pirone^a

^a DISAT, Politecnico di Torino, Corso Duca degli Abruzzi 24, 10129 Torino, Italy

^b Institut für Technische und Makromolekulare Chemie, RWTH Aachen University, Worringerweg 2, 52074 Aachen, Germany

^c Institut Charles Gerhardt, Université de Montpellier-CNRS-ENSCM, Place Eugène Bataillon, 34095 Montpellier, France

*Corresponding author: fabio.deorsola@polito.it




Fig. S1 SEM images of the a) LaCoO₃ b) LaCoO₃-S and c) LaCoO₃-R5 catalysts.

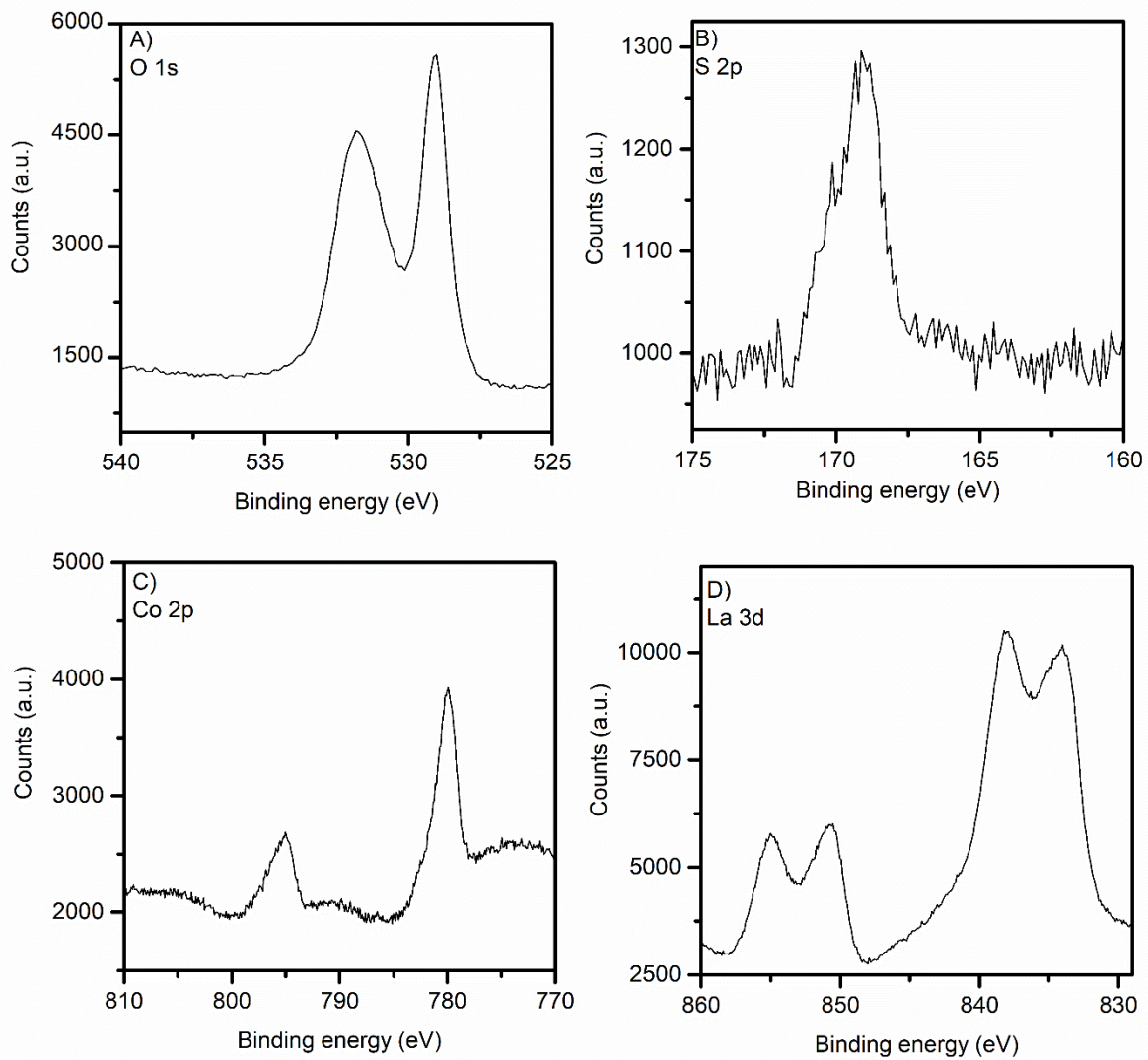


Fig. S2 XPS spectra of the sputtered $\text{LaCoO}_3\text{-S}$ after calcination at 700 °C.

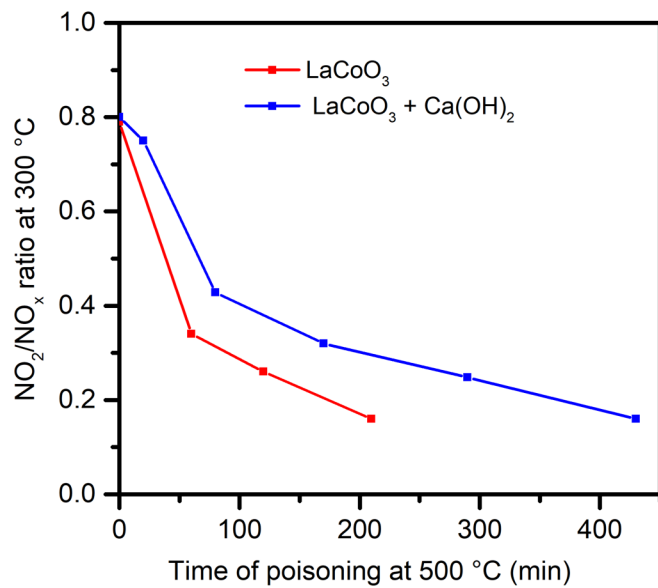


Fig. S3 Deactivation of LaCoO₃ as pure and mixed with Ca(OH)₂. Reaction conditions: 200 mg catalyst, 100 mg Ca(OH)₂, 600 mL/min 500 ppm NO, 4 % O₂, in N₂ and 60 ppm SO₂ when added, T = 500 °C.