



POLITECNICO DI TORINO
Repository ISTITUZIONALE

Edge Functionalized Graphene Layers for (Ultra) High Exfoliation in Carbon Papers and Aerogels in the Presence of Chitosan

Original

Edge Functionalized Graphene Layers for (Ultra) High Exfoliation in Carbon Papers and Aerogels in the Presence of Chitosan / Guerra, Silvia; Barbera, Vincenzina; Vitale, Alessandra; Bongiovanni, Roberta; Serafini, Andrea; Conzatti, Lucia; Brambilla, Luigi; Galimberti, Maurizio. - In: MATERIALS. - ISSN 1996-1944. - ELETTRONICO. - 13:1(2019), p. 39. [10.3390/ma13010039]

Availability:

This version is available at: 11583/2779152 since: 2020-01-10T16:45:15Z

Publisher:

MDPI

Published

DOI:10.3390/ma13010039

Terms of use:

openAccess

This article is made available under terms and conditions as specified in the corresponding bibliographic description in the repository

Publisher copyright

(Article begins on next page)

Supplementary Materials

Edge Functionalized Graphene Layers for (Ultra) High Exfoliation in Carbon Papers and Aerogels in the Presence of Chitosan

Silvia Guerra ¹, Vincenzina Barbera^{1,*}, Alessandra Vitale ², Roberta Bongiovanni ², Andrea Serafini ¹, Lucia Conzatti ³, Luigi Brambilla ¹ and Maurizio Galimberti ^{1,*}

¹ Politecnico di Milano, Department of Chemistry, Materials and Chemical Engineering “G. Natta”, Via Mancinelli 7, 20131 Milan, Italy; silvia.guerra@polimi.it (S.G.); andrea.serafini@polimi.it (A.S.); luigi.brambilla@polimi.it (L.B.)

² Politecnico di Torino, Department of Applied Science and Technology, Corso Duca degli Abruzzi 24, 10129 Torino, Italy; alessandra.vitale@polito.it (A.V.); roberta.bongiovanni@polito.it (R.B.)

³ Istituto di Scienze e Tecnologie Chimiche (SCITEC) “Giulio Natta”, Via De Marini 6 – 16149 Genova, Italy; lucia.conzatti@ge.ismac.cnr.it

* Correspondence: vincenzina.barbera@polimi.it (V.B.); maurizio.galimberti@polimi.it (M.G.)

Received: 6 November 2019; Accepted: 12 December 2019; Published: date

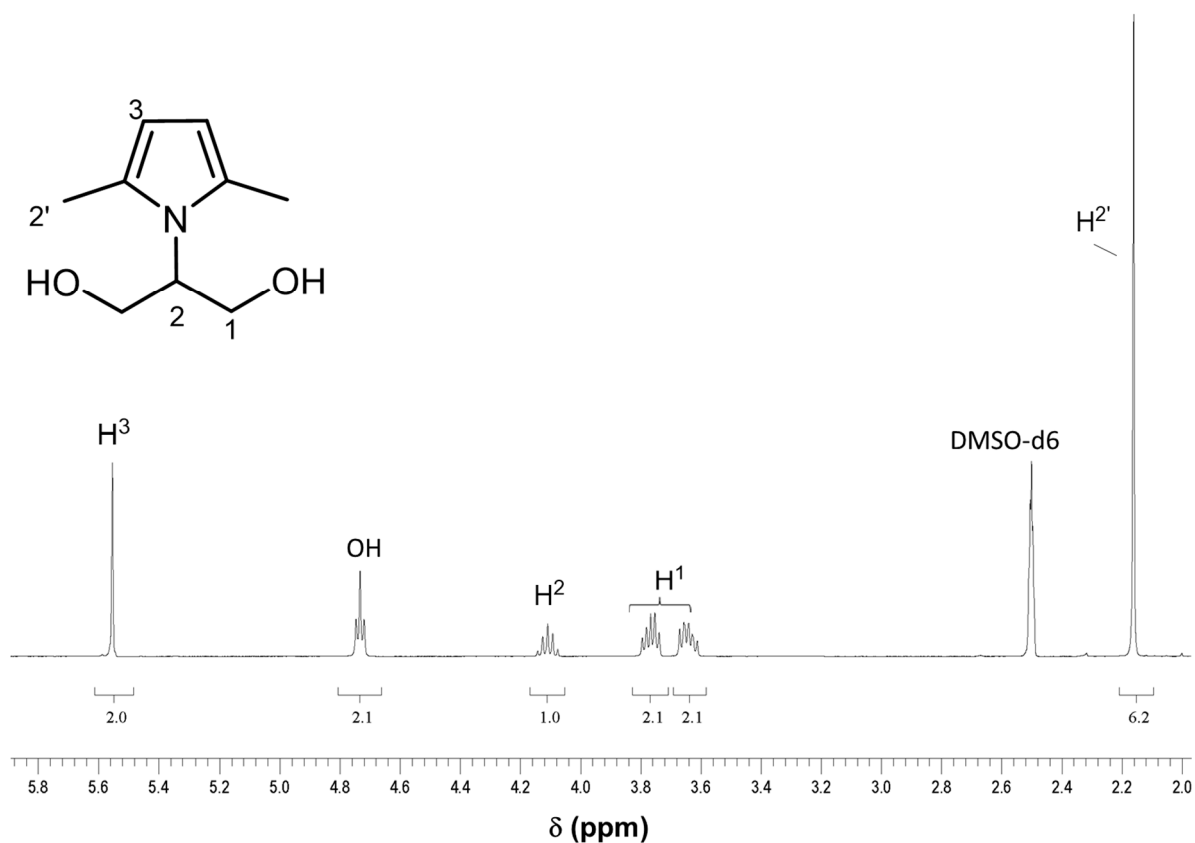


Figure S1. ¹H NMR spectrum (DMSO-d₆, 400 MHz) of 2-(2,5-dimethyl-1H-pyrrol-1-yl)-1,3-propanediol (SP).

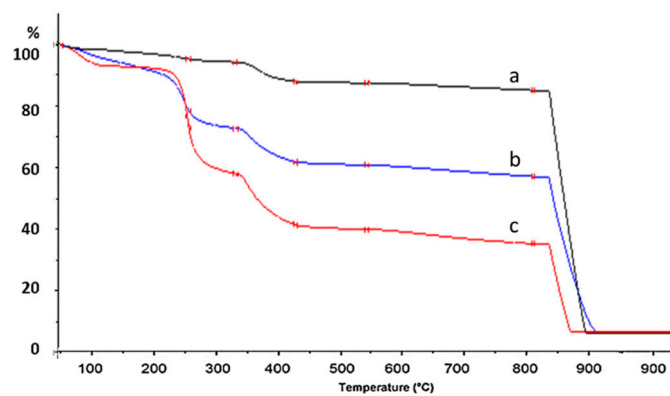


Figure S2. TGA traces of HSAG-SP (a), HSAG-SP/CS (1:1 as mass ratio) aerogel (b), and CS (c).




Figure S3. HSAG/CS 1:1 carbon paper after 2 months storage in H₂O (a), *n*-hexane (b) and DMF (c).




Figure S4. HSAG-SP/CS 1:1 aerogel after 2 months storage in H₂O (a) *n*-hexane (b) and DMF (c).




Figure S5. HSAG-SP/CS 1:1 aerogel in water solutions having different pH.



© 2019 by the authors. Submitted for possible open access publication under the terms and conditions of the Creative Commons Attribution (CC BY) license (<http://creativecommons.org/licenses/by/4.0/>).