

An ensemble approach of recurrent neural networks using pre-trained embeddings for playlist completion

Original

An ensemble approach of recurrent neural networks using pre-trained embeddings for playlist completion / Monti, DIEGO MICHELE; Palumbo, Enrico; Rizzo, Giuseppe; Lisena, Pasquale; Raphaël, Troncy; Michael, Fell; Elena, Cabrio; Morisio, Maurizio. - ELETTRONICO. - (2018), pp. 131-136. (12th ACM Conference on Recommender Systems Vancouver (CA) October 2, 2018) [10.1145/3267471.3267484].

Availability:

This version is available at: 11583/2712365 since: 2018-10-15T13:27:26Z

Publisher:

ACM

Published

DOI:10.1145/3267471.3267484

Terms of use:

This article is made available under terms and conditions as specified in the corresponding bibliographic description in the repository

Publisher copyright

ACM postprint/Author's Accepted Manuscript

(Article begins on next page)

An Ensemble Approach of Recurrent Neural Networks using Pre-Trained Embeddings for Playlist Completion

Diego Monti
Politecnico di Torino
diego.monti@polito.it

Enrico Palumbo
ISMB-EURECOM
palumbo@ismb.it

Giuseppe Rizzo
ISMB
giuseppe.rizzo@ismb.it

Pasquale Lisena
EURECOM
lisena@eurecom.fr

Raphaël Troncy
EURECOM
troncy@eurecom.fr

Michael Fell
Université Côte d'Azur
michael.fell@unice.fr

Elena Cabrio
Université Côte d'Azur
elena.cabrio@unice.fr

Maurizio Morisio
Politecnico di Torino
maurizio.morisio@polito.it

ABSTRACT

This paper describes the approach of the D2KLab team to the RecSys Challenge 2018 that focuses on the task of playlist completion. We propose an ensemble strategy of different recurrent neural networks leveraging pre-trained embeddings representing tracks, artists, albums, and titles as inputs. We also use lyrics from which we extract semantic and stylistic features that we fed into the network for the creative track. The RNN learns a probabilistic model from the sequences of items in the playlist, which is then used to predict the most likely tracks to be added to the playlist. Concerning the playlists without tracks, we implemented a fall-back strategy called Title2Rec that generates recommendations using only the playlist title. We optimized the RNN, Title2Rec, and the ensemble approach on a validation set, tuning hyper-parameters such as the optimizer algorithm, the learning rate, and the generation strategy. This approach is effective in predicting tracks for a playlist and flexible to include diverse types of inputs, but it is also computationally demanding in the training phase.

ACM Reference format:

Diego Monti, Enrico Palumbo, Giuseppe Rizzo, Pasquale Lisena, Raphaël Troncy, Michael Fell, Elena Cabrio, and Maurizio Morisio. 2018. An Ensemble Approach of Recurrent Neural Networks using Pre-Trained Embeddings for Playlist Completion. In *Proceedings of the ACM Recommender Systems Challenge 2018, Vancouver, BC, Canada, October 2, 2018 (RecSys Challenge '18)*, 6 pages.
<https://doi.org/10.1145/3267471.3267484>

1 INTRODUCTION

In recent years, music streaming services strongly modified the way in which people access to music content. In particular, the music experience does not foresee anymore to follow pre-defined collections of tracks (albums) edited by music stakeholders (artists and labels): the end-user can now produce her/his own playlist with potentially unlimited freedom. As a consequence, the automatic playlist generation and continuation are now crucial tasks in the recommender systems field.

This paper describes our results for the task of playlist completion obtained in the context of the RecSys Challenge 2018 [2].

RecSys Challenge '18, October 2, 2018, Vancouver, BC, Canada

© 2018 Association for Computing Machinery.

This is the author's version of the work. It is posted here for your personal use. Not for redistribution. The definitive Version of Record was published in *Proceedings of the ACM Recommender Systems Challenge 2018, October 2, 2018*, <https://doi.org/10.1145/3267471.3267484>.

This work relies on an ensemble strategy which involves different types of features, including sequential embeddings, title embeddings and lyrics features.¹ Following the challenge rules,² the target dataset is the Million Playlist Dataset (MPD), which contains meta-data for 1 million playlists gathering more than 2.2 million distinct tracks. The implementation of our approach is publicly available at https://github.com/D2KLab/recsys18_challenge.

The remainder of the paper is structured as follows: Section 2 presents our ensemble approach, while Section 3 details the design of the Recurrent Neural Networks, and Section 4 the implementation of Title2Rec. Section 5 explains the optimization conducted on the RNN, Title2Rec, and the ensemble. We describe the experimental results in Section 6 and we conclude the paper with Section 7.

2 ENSEMBLE

Our approach builds upon an ensemble voting strategy of different runs of Recurrent Neural Networks (RNNs) and one execution of Title2Rec. The RNNs are configured differently in terms of network inputs and hyper-parameters. The RNNs are used to predict the missing tracks to be part of a playlist and thus assume to have seed(s) track(s) of the playlist to be utilized as initial elements of the network bootstrap (Section 3). However, when only the title of the playlist is available, our approach relies on a fall-back strategy that implements a K-means clustering of the playlists and a fastText word embedding model of their titles, called Title2Rec (Section 4). Figure 1 illustrates the overall approach.

The ensemble weighs the rankings of the different runs by giving more importance to the top ranked tracks and less to the low ranked tracks, similarly to a Borda count election.³ In detail, given a ranked set of predictions coming from a configuration k , corresponding to a particular configuration of the RNN jointly combined with Title2Rec, $R_k = \{T_1, T_2, \dots, T_{500}\}$, we assign to each track a score s_k that has its maximum for the first track in the ranking and minimum for the last one, i.e. $s_k(T_i) = 500 - i + 1$. Then, we sum the scores over all the configurations that we want to ensemble, obtaining a final score for each track $s(T_i) = \sum_k s_k(T_i)$ which we use to create the final ranking of the tracks. Take as an example a configuration 1 with ranking $R_1 = \{T_1, T_2, T_3\}$ and a configuration 2 with ranking $R_2 = \{T_1, T_3, T_2\}$. We would get $s_1(T_1) = 3$, $s_1(T_2) = 2$, $s_1(T_3) = 1$, $s_2(T_1) = 3$, $s_2(T_3) = 2$, $s_2(T_2) = 1$ and thus $s(T_1) = 3 + 3 = 6$, $s(T_2) = 2 + 1 = 3$, $s(T_3) = 1 + 2 = 3$, obtaining as a final ranking

¹The lyrics have been used only for the Creative Track.

²<https://recsys-challenge.spotify.com/rules>

³https://en.wikipedia.org/wiki/Borda_count

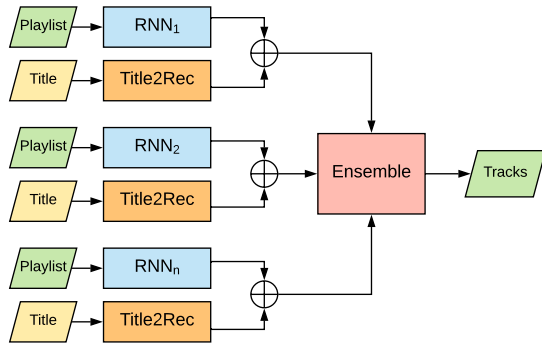


Figure 1: The proposed ensemble architecture for playlist completion. The inputs are a playlist and its title.

$R = \{T_1, T_2, T_3\}$, or equivalently $R = \{T_1, T_3, T_2\}$ as T_2 and T_3 have the same score.

3 RECURRENT NEURAL NETWORKS

Recurrent Neural Networks (RNNs) are one of the most commonly used typology of neural networks [6]. In recent years, thanks to advancements in their architecture [3, 4] and in computational power, they have become the standard to effectively model sequential data. One of the typical applications of RNNs is language modeling, i.e. the task of learning a probabilistic model of text in order to generate new text by recursively predicting the next word in a sentence [10]. We use RNNs, more specifically Long-Short Term Memory (LSTM) cells [4], in a similar vein to the language modeling problem, i.e. training the network to predict the next track in a playlist and sampling tracks from the learned probability model to generate predictions. In practice, rather than using only the track as input, we use a richer representation that also exploits the artist, the album, the title and, possibly, the lyrics features (Figure 2). In the following sections, we describe in detail the input vectors as well as the generation strategy.

3.1 Input Vectors

3.1.1 Track, Album and Artist Embeddings. We opt for an approach based on word2vec [8] embeddings to encode the information concerning tracks, artists and albums. More precisely, we train the word2vec model separately on sequences of tracks, albums and artists in the order of appearance in the playlist, obtaining three separated word2vec models encoding co-occurrence patterns of tracks, albums and artists respectively. Each word2vec model is based on the Skip-gram model with negative sampling using default hyper-parameters of the Gensim implementation [9]: the embedding vector dimension is $d = 100$, the learning rate is $\alpha = 0.025$ linearly decaying up to $\min_{\alpha} = 0.0001$, the window size is $c = 5$, and the number of epochs is $\eta = 5$.

We concatenate the three representations of the tracks, albums and artists, obtaining an input vector x_{w2v} whose dimensionality is $|x_{w2v}| = 300$.

3.1.2 Titles Embeddings. The title of a playlist can potentially contain interesting information about the intention and the purpose of its creator. The title can suggest that the tracks in certain playlist

are intended to suit a certain goal (e.g. *party, workout*), a mood (*sad songs, relaxing*), a genre (*country, reggae*), or a topic (*90's, Christmas*). Our intuition is that playlists with similar titles may contain similar tracks. The title similarity could rely on pre-trained models and thesauri. However, we opted for computing a model that is specific for the playlist continuation task, using the sole data of the MPD.

A playlist embedding p_{w2v} is computed as the mean of the embeddings of the tracks composing the playlist, already generated in Section 3.1.1. The playlist embeddings are then grouped in n clusters, applying the K-means algorithm.

Each cluster c expresses a composed label, which is the concatenation of the titles of all the playlist $p \in c$ separated by a blank space. These labels can be seen as a corpus of n documents (one for each cluster) that is used as input for the fastText algorithm [5]. Because this algorithm is able to represent textual information at the level of n-grams from 3 to 6 character, the Title2Rec model in output computes the embeddings of any playlist title, being this already seen in the dataset or totally unknown. Figure 3 illustrates the process of the Title2Rec model generation.

3.1.3 Lyrics Embeddings. Since playlists contain tracks that often share semantic properties (such as the genre) and acoustic properties (such as the mood), we hypothesize that their lyrics contain relevant information to be utilized for the challenge task. To this end, we extract numerous features from the lyrics for a large set of tracks used in the MPD dataset ($v \in \mathbb{R}^n$) that describe different stylistic and linguistic dimensions of a song text:

- *vocabulary* ($v \in \mathbb{R}^1$): as a measure of the vocabulary richness, we compute the type-token ratio of a song text.
- *style* ($v \in \mathbb{R}^{27}$): to estimate the linguistic style of a song text, we measure the line lengths (in characters and in tokens) and the frequencies of all major part-of-speech tags. We further count rhyme occurrences and “echoisms” (sung words like “laaalala” and “yeeeeeeeeaaaaaah”).
- *semantics* ($v \in \mathbb{R}^{60}$): we build a topic model with 60 topics on the song text bag of words using Latent Dirichlet Allocation [1]. Each song text is then represented by its association to these topics.
- *orientation* ($v \in \mathbb{R}^3$): this dimension models how the song narrative (entities, events) is oriented with respect to the world. We encode a temporal dimension, i.e. whether the song mainly recounts past experiences or present/future ones, by representing the fraction of past tense verb forms to all verb forms as a feature.
- *emotion* ($v \in \mathbb{R}^6$): we model the subjectivity (subjective vs. objective) as well as the polarity (positive vs. negative) of the song text. Furthermore, the emotions conveyed are modelled in a common two-dimensional model that accounts for degrees of arousal and valence.
- *song structure* ($v \in \mathbb{R}^4$): as a proxy of the structure of the lyrics, we use the line lengths as well as the lengths of paragraphs in the song text.

For experimental purposes, we grouped the previous features in two additional categories:

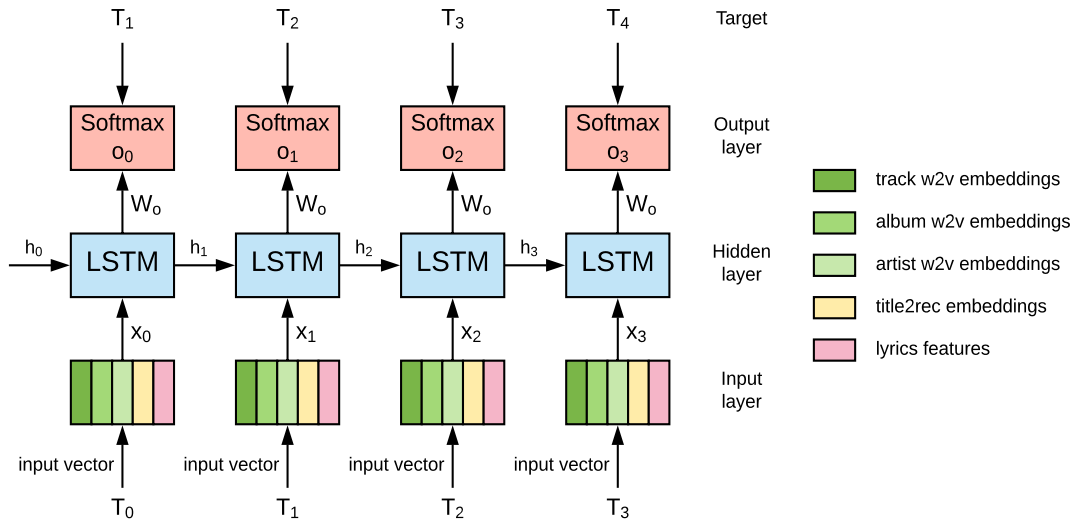


Figure 2: RNN architecture for playlist completion. The input vectors include word2vec embeddings for the track, the album, and the artist, a fastText embedding for the playlist title and numerous features extracted from the lyrics.

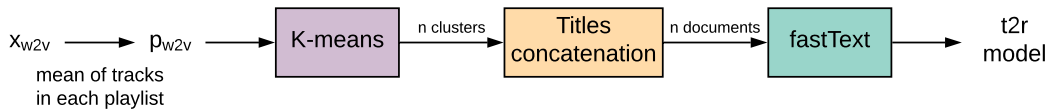


Figure 3: Pipeline for generating the title embedding model used in Title2Rec. The embeddings are computed through a fast-Text model trained on a corpus of concatenated titles of similar playlists.

- *deterministic* ($v \in \mathbb{R}^{23}$): it encompasses all features generated in a deterministic way such as features related to the structure, the vocabulary, and the style of the lyrics. We excluded from this group the frequencies of part-of-speech tags, as they depend on the tagger used.
- *fuzzy* ($v \in \mathbb{R}^{18}$): it includes the features generated in a non-deterministic fashion such as orientation, emotion, and the frequencies of part-of-speech tags.

All features are scaled using a custom feature scaler that combines two elements: i) account for outliers by scaling the data non-linearly based on the percentile of the feature value distribution they belong to; ii) scale the data linearly to the same $[-1, 1]$ interval that non-lyrics features live in.

Retrieving lyrics for the MPD dataset is achieved by linking it to the WASABI corpus [7].⁴ The WASABI corpus is an evolving resource that contains 2.1M song texts (from 77k artists), and for each song it provides the following information: the lyrics extracted from <http://lyrics.wikia.com>, the synchronized lyrics (when available) from <http://usdb.animux.de>, DBpedia abstracts and categories the song belongs to, genre, label, writer, release date, awards, producers, artist and/or band members, the stereo audio track from Deezer (when available), the unmixed audio tracks of the song, its ISRC, BPM, and duration. In total, we linked 416k tracks in MPD (out of 2.2M unique tracks) to WASABI tracks that contain the

lyrics. While the linked tracks proportion with $\sim 20\%$ seems small, the linked tracks cover 53% of all 66M track occurrences in MPD because of the typical fat-tailed distribution, where some songs are extremely common while most titles occur only rarely in a playlist. Linking the lyrics was done in three levels of accuracy: direct Spotify URI matching gave us 155k links; exact artist and title matching provided 334k matches; and, finally, lower casing and deleting bracketed content (in song titles only) led to 51k matches. As the results overlap, we ended up with 416k matched tracks in total. Some of our lyrics features are language-specific, so we decided to compute lyrics features exclusively on English song texts. This finally resulted in 367k English song texts we computed lyrical features on. Language detection is done with the *langdetect* package⁵ and the MPD and WASABI datasets are merged along the axes of their Spotify URIs, artist names, song title names, respectively.

3.2 Learning Model

As mentioned earlier, we address the problem of playlist continuation as a language modeling problem. More specifically, we train the RNN to predict the next track in a playlist, defining the targets Y to be the inputs X shifted in time, i.e. $X = \{\hat{T}^j_0, \hat{T}^j_1, \dots, \hat{T}^j_{N_j-1}\}$ and $Y = \{T^j_1, T^j_2, \dots, T^j_{N_j}\}$ where \hat{T} represents a track and its metadata (artist, album, playlist title, lyrics features), T represents

⁴<https://wasabi.i3s.unice.fr>

⁵<https://github.com/Mimino666/langdetect>

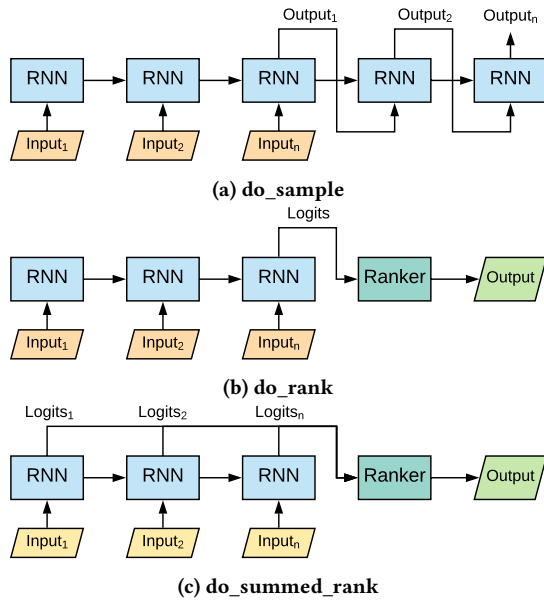


Figure 4: Three strategies for generating track predictions.

a track id in a playlist, $j = 1, \dots, M$ is a playlist index and N_j is the length of the j -th playlist. In this way, we train the model to learn a probability distribution of the next track $P(T_N | \hat{T}_{N-1}, \hat{T}_{N-2}, \dots, \hat{T}_0)$ given the previous ones, which is parametrized by the network outputs that are converted into probabilities by the final softmax layer (Figure 2). The training algorithm attempts to minimize the cross-entropy loss function L , that measures the disagreement between the learned probability model and the observed probability model of the targets Y .

3.3 Generating predictions

We experiment three different strategies to generate track predictions from the RNN. Given an input seed and the hidden state, the trained model outputs the logits p_i , i.e. un-normalized scores that are proportional to the probability that a given track appears after the sequence of seeds s . In details, we considered the following approaches, as depicted in Figure 4.

do_sample It samples the track with the highest logit p_i , where $\hat{i} = \arg \max(p_i)$, given the set of seeds s . It adds the sampled track \hat{i} to the seeds s , then it repeats the previous operations until 500 tracks are sampled.

do_rank It ranks the tracks according to their logit value p_i , given all the seeds s , then it selects the top-500 tracks with the highest logit.

do_summed_rank It computes the logits p_i for every seed. It averages all the logits in the sequence obtaining \hat{p}_i and then it ranks the tracks according to the values of \hat{p}_i .

4 TITLE2REC

Title2Rec recommends tracks taking as input the playlist title, following the procedure illustrated in Figure 5. The title is translated into a vector p_{t2r} , which is referred as *title embedding*, and it is

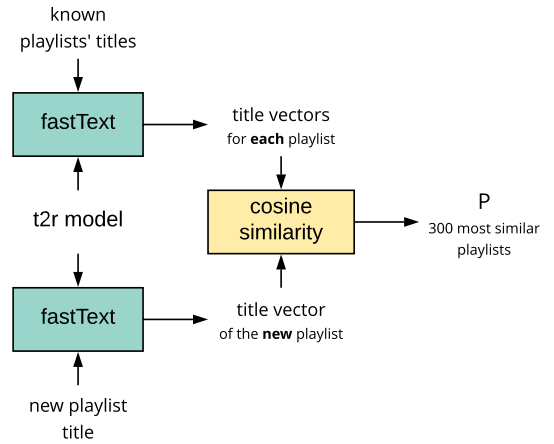


Figure 5: The Title2Rec algorithm compares the fastText representation of the title of a seed playlist to the known ones using the cosine similarity.

computed by applying the strategy described in Section 3.1.2 to the playlists defined in the MPD dataset.

Given a new seed playlist, we compute its title embedding in the same way. Then, we select a subset P including the top-300 most similar playlists to the given one by comparing its embeddings with p_{t2r} using the cosine similarity. Finally, the required number of tracks are selected among the ones available in P . The tracks have been ordered to ensure that the most popular ones in P are placed at the top of the list.

5 OPTIMIZATION

In this section, we describe the empirical evaluations conducted with the purpose of optimizing the configuration of the RNN, Title2Rec, and the ensemble approach.

5.1 RNN Optimization

For optimizing the hyper-parameters of the RNN, we executed a grid search on a down-sampled version of the MPD dataset containing 100,000 playlists. We considered the following parameters:

- optimizer: $opt = \{Gradient, RMSProp, ADAM\}$
- learning rate: $lr = \{1, 0.5, 0.1, 0.01\}$
- number of steps: $ns = \{10, 20\}$
- hidden layer size: $hl = \{50, 100\}$

For each configuration (opt , lr , ns , hl), we trained the RNN model and we measured its perplexity on a validation set consisting of 1,000 playlists. Furthermore, we measured its R-Precision, NDCG, and Click metrics as defined in the challenge rules on a separate test set of the same size. The validation and test sets used for optimization purposes contain playlists with the first 5 tracks available as the initial seed, while the others are hidden.

We considered a total of 48 possible configurations: the values of perplexity of the most significant ones are reported in Table 1. Perplexity measures the ‘surprise’ of the probabilistic model in observing the data and it is defined as 2^L where L is the cross-entropy loss function. Thus, lower values of perplexity corresponds

Optimizer	L.R.	Steps	Hidden	ppl	Time	R-Prec.
ADAM	1	20	100	1357.04	3:29	0.1739
ADAM	1	10	100	1482.86	3:39	0.1742
Gradient	1	10	100	1693.96	3:32	0.1566
ADAM	1	10	50	1716.92	2:30	0.1745
Gradient	1	10	50	2005.54	2:25	0.1543

Table 1: The results of the most significant RNN models. ‘L.R.’ stands for learning rate, ‘Steps’ for the number of time steps, ‘Hidden’ for the size of the hidden layer, ‘ppl’ stands for perplexity, ‘Time’ is the training time in hours:minutes.

to better models. We observe that, when the hidden size is fixed, the best performing optimizer is ADAM. Furthermore, increasing the number of steps reduces the perplexity of the RNN, but it does not have a significant effect on the R-Prec.

Finally, because of time constrains, we selected the configuration (ADAM, 1, 10, 50) as the optimal one, despite its higher perplexity: in fact, we empirically observed that a smaller hidden size results in a shorter training duration.

We evaluated in a controlled setting all the strategies for generating the recommended tracks described in Section 3.3. We observed that, independently from other hyper-parameters, the technique called *do_summed_rank* systematically achieved better results than the other ones in all the metrics considered. For this reason, we selected this algorithm as our track generation strategy.

Finally, we analyzed the effects on the evaluation metrics of the different categories of features extracted from the lyrics as defined in Section 3.1.3, and we selected the groups emotion and fuzzy as the most performing ones.

5.2 Title2Rec Optimization

In order to improve the performances of Title2Rec, we worked on different parts of the pipeline. Each optimization has been tested by running the algorithm on a validation set of 1,000 playlists. Then, only the edits that improved the scores with respect to the non-optimized version have been kept in the final version.

On each single title, we applied a pre-processing phase that foresees a series of tasks:

- lowercasing;
- detecting and separating emoji from words;
- separating the skin code from the emoji;
- detecting and separating emoticons from words;
- transforming space-separated single letters into words (e.g. “*w o r k o u t*” becomes “*workout*”);
- remove ‘#’ from hashtags.

Other tasks that have been tested with no improvements are:

- detecting and separating punctuation from words;
- removing stop words;
- removing all spaces.

The latter point has been partially exploited because we noticed an improvement in the results by including in the corpus both versions of the title – keeping the spaces (as in “green day”) and removing them (“greenday”).

Another optimization step included the usage of different parameters for executing the pipeline. The clustering phase has been tested with different values of k (the number of clusters in output for the K-means algorithm). The value of 500 gives better results than smaller and bigger ones, which produce clusters that are respectively less specialized and less populated. The fastText training has been run with 5 epochs, a learning rate of 0.1 and different loss functions (ns, hs, *softmax*), window sizes (3, 5, 10). The values in italics represent the best results.

The ordering by popularity described in Section 4 has been modified so that the impact of each playlist is proportional to the similarity of its title to the seed. In other words, a track has a higher chance to be recommended if it is included in a large number of playlists in P and if most of them are among the top ones more similar to the seed.

Finally, some improvements come from the inclusion of the playlist descriptions in the training. On the whole set of descriptions in the MPD dataset, we compute a TF-IDF model. Thanks to this, we are able to extract a set of keywords for each description by selecting the 3 words with the highest score. These keywords are added to the documents used to build the clusters. The contribution of the description is null when the playlist does not include any.

5.3 Ensemble Optimization

We studied the performance of the ensemble by applying a combination without repetition sampling of the different runs for each of the tracks, namely main and creative, and for different groups of runs. In detail, given the total number of runs n , and the grouping factor k , we considered a number of $\frac{n!}{k!(n-k)!}$ ensemble configurations, where we varied $k = 1, \dots, n - 1$. We then selected the best performing one for both the main and the creative tracks: these configurations are reported in Section 6.

6 EXPERIMENTAL RESULTS

In order to evaluate the effectiveness of our approach, we have divided the official MPD dataset in a training, a validation, and a test set. The validation and the test set contain 10,000 playlists each, that is the 1% of the original dataset. These playlists have been selected according to the characteristics of the MPD provided by Spotify.⁶ Thus, the validation and test playlists are divided into 10 different categories: each of them defines a peculiar way of hiding some information during the testing phase, i.e. the number of seed tracks or their order.

Furthermore, we have implemented an evaluation tool that computes on our split the same metrics that are described in the challenge rules. Following this approach, it is possible to inspect the evaluation results for each category of the test set separately. As expected, the category containing playlists with only their title and no tracks proved to be the most difficult one to address.

Table 2 contains the results obtained on our test set by the Most Popular, Title2Rec, and Word2Rec baselines, and the RNNs trained with different parameters. Word2Rec corresponds to the word2vec model trained on sequences of tracks as described in Section 3.1.1 and used to generate predictions directly by looking up the 500 most similar tracks to the seeds. All the neural models, but the

⁶https://recsys-challenge.spotify.com/challenge_readme

Approach	Optimizer	Epoch	R-Prec.	NDCG	Click
Most Popular	-	-	0.0373	0.0959	18.529
Title2Rec	-	-	0.0837	0.1260	12.007
Word2Rec	-	-	0.0963	0.1444	8.4322
RNN 300	Gradient	1	0.1417	0.1621	4.1902
RNN 300	Gradient	2	0.1500	0.1656	3.9433
RNN 300	ADAM	1	0.1557	0.1702	3.9213
RNN 300	ADAM	2	0.1457	0.1672	4.4224
RNN 400	ADAM	1	0.1572	0.1708	3.9340
RNN 400	ADAM	2	0.1520	0.1694	4.1307
RNN Emotion	ADAM	1	0.1556	0.1702	4.0101
RNN Emotion	ADAM	2	0.1500	0.1680	4.3594
RNN Fuzzy	ADAM	1	0.1555	0.1698	3.9950
RNN Fuzzy	ADAM	2	0.1503	0.1683	4.3456

Table 2: Results of different approaches on our test set.

Track	R-Precision	NDCG	Click
Main	0.1611	0.1710	3.6349
Creative	0.1634	0.1717	3.5964

Table 3: Results of the ensemble on our test set.

first two, were trained with the optimal configuration described in Section 5.1. These models are computationally demanding; the training phase lasted more than three days per epoch. The numbers 300 and 400 represent the dimensionality of the input vectors: the 300 models were trained without the title embeddings, while the 400 ones also exploit the fastText model described in Section 3.1.2. All the RNNs that include the features extracted from the lyrics were trained with input vectors of dimensionality higher than 400.

Table 3 lists the results computed on our test set for the best performing configurations in the two tracks of the challenge. The models combined in the ensemble are the following:

Main track RNN 300 (Gradient; Epoch 1 and 2), RNN 300 (ADAM; Epoch 1 and 2), and RNN 400 (Epoch 1 and 2).

Creative track RNN 300 (Gradient; Epoch 1 and 2), RNN 300 (ADAM; Epoch 1), RNN 400 (Epoch 1 and 2), RNN Emotion (Epoch 1 and 2), and RNN Fuzzy (Epoch 1 and 2).

7 CONCLUSION AND FUTURE WORK

Completing automatically playlists with tracks contained in the MPD dataset is a particularly difficult task due to the dataset dimension and the variety of playlists generated by numerous users having different likes and behaviors bringing great diversity. In this paper, we present the D2KLab recommender system that implements an ensemble approach of multiple learning models differently optimized combined with a Borda count strategy. Each model runs an RNN that exploits a wide range of playlist features such as artist, album, track, lyrics (used for the creative track), title and a so-called Title2Rec that takes as input the title and that is used, as fall-back strategy, when playlists do not contain any track. The approach

showed to be robust in such a complex setting demonstrating the effectiveness of learning models for automatic playlist completion.

The experimental analysis brought to further attention three points, namely the generation strategy, the complementarity of the learning models, and the computing time. The generation strategy has a great impact on the results and it pointed out that a recurrent decoding stage is less performing than using a ranking strategy that weighs the output of each RNN of the encoding stage. The ensemble strategy aggregates different outputs of the learning model runs by pivoting the generated ranking. This has granted a sensible increment in performance, so we plan to study further the complementarity of the runs and to build a learning model to automatically select the best candidates. Finally, the computing time has been a crucial experimental setup element due to the generation of the RNN learning model; we addressed it by creating different sizes of the MPD dataset randomly selected and by optimizing the learning models on the hardware a disposal, becoming another factor of differentiation for shaping a performing submission.

ACKNOWLEDGMENTS

This work has been partially supported by the French National Research Agency (ANR) within the DOREMUS Project, under grant number ANR-14-CE24-0020. The computational resources were provided by EURECOM (<http://www.eurecom.fr>) and HPC@POLITO (<http://hpc.polito.it>).

REFERENCES

- [1] David M. Blei, Andrew Y. Ng, and Michael I. Jordan. 2003. Latent Dirichlet Allocation. *J. Mach. Learn. Res.* 3 (March 2003), 993–1022. <http://dl.acm.org/citation.cfm?id=944919.944937>
- [2] Ching-Wei Chen, Paul Lamere, Markus Schedl, and Hamed Zamani. 2018. RecSys Challenge 2018: Automatic Music Playlist Continuation. In *Proceedings of the 12th ACM Conference on Recommender Systems (RecSys '18)*. ACM, New York, NY, USA.
- [3] Junyoung Chung, Caglar Gulcehre, KyungHyun Cho, and Yoshua Bengio. 2014. Empirical evaluation of gated recurrent neural networks on sequence modeling. *arXiv preprint arXiv:1412.3555* (2014).
- [4] Sepp Hochreiter and Jürgen Schmidhuber. 1997. Long short-term memory. *Neural computation* 9, 8 (1997), 1735–1780.
- [5] Armand Joulin, Edouard Grave, Piotr Bojanowski, Matthijs Douze, Herve Jégou, and Tomas Mikolov. 2016. FastText.zip: Compressing text classification models. *arXiv preprint arXiv:1612.03651* (2016).
- [6] Yann LeCun, Yoshua Bengio, and Geoffrey Hinton. 2015. Deep learning. *Nature* 521, 7553 (2015), 436–444.
- [7] Gabriel Meseguer-Brocal, Geoffroy Peeters, Guillaume Pellerin, Michel Buffa, Elena Cabrio, Catherine Faron Zucker, Alain Giboin, Isabelle Mirbel, Romain Hennequin, Manuel Moussallam, Francesco Piccoli, and Thomas Fillon. 2017. WASABI: a Two Million Song Database Project with Audio and Cultural Metadata plus WebAudio enhanced Client Applications. In *Web Audio Conference 2017 – Collaborative Audio #WAC2017*. Queen Mary University of London, London, United Kingdom. <https://hal-univ-cotedazur.archives-ouvertes.fr/hal-01589250>
- [8] Tomas Mikolov, Ilya Sutskever, Kai Chen, Greg S Corrado, and Jeff Dean. 2013. Distributed representations of words and phrases and their compositionality. In *Advances in neural information processing systems*. 3111–3119.
- [9] Radim Řehůřek and Petr Sojka. 2010. Software Framework for Topic Modelling with Large Corpora. In *Proceedings of the LREC 2010 Workshop on New Challenges for NLP Frameworks*. ELRA, Valletta, Malta, 45–50.
- [10] Ilya Sutskever, James Martens, and Geoffrey E Hinton. 2011. Generating text with recurrent neural networks. In *Proceedings of the 28th International Conference on Machine Learning (ICML-11)*. 1017–1024.