

Preliminary analysis of the efficiency of non-standard divertor configurations in DEMO

Original

Preliminary analysis of the efficiency of non-standard divertor configurations in DEMO / Subba, F., Aho Mantila, L., Ambrosino, R., Coster, D.P., Pericoli Ridolfini, V., Uccello, A., Zanino, R.. - In: NUCLEAR MATERIALS AND ENERGY. - ISSN 2352-1791. - 12:(2017), pp. 967-972. [10.1016/j.nme.2017.04.003]

Availability:

This version is available at: 11583/2676217 since: 2017-07-10T15:38:24Z

Publisher:

Elsevier Ltd

Published

DOI:10.1016/j.nme.2017.04.003

Terms of use:

This article is made available under terms and conditions as specified in the corresponding bibliographic description in the repository

Publisher copyright

(Article begins on next page)

Title:

Preliminary analysis of the efficiency of non-standard divertor configurations in DEMO

Author names and affiliations:

^aF. Subba, ^bL. Aho-Mantila, ^cR. Ambrosino, ^dD. P. Coster, ^eV. Pericoli-Ridolfini, ^fA. Uccello, ^aR. Zanino

^aNEMO Group, Dipartimento Energia, Politecnico di Torino, C.so Duca degli Abruzzi 24, 10129 Torino, Italy

^bVTT, FI-02044 Espoo, Finland

^cUniversita' degli Studi di Napoli Parthenope, Naples, Italy

^dMax Planck Institut für Plasmaphysik, Boltzmannstraße 2, 85748 Garching bei München, Germany

^eConsorzio CREATE, Università di Napoli Federico II, Napoli, Italy

^fIstituto di Fisica del Plasma – CNR, via R. Cozzi 53, 20125, Milano, Italy

Corresponding author:

Fabio Subba

Email: fabio.subba@polito.it

Abstract

The standard Single Null (SN) divertor is currently expected to be installed in DEMO. However, a number of alternative configurations are being evaluated in parallel as backup solutions, in case the standard divertor does not extrapolate successfully from ITER to a fusion power plant. We used the SOLPS code to produce a preliminary analysis of two such configurations, the X-Divertor (XD) and the Super X-Divertor (SX), and compare them to the SN solution. Considering the nominal power flowing into the SOL ($P_{SOL} = 150$ MW), we estimated the amplitude of the acceptable DEMO operational space. The acceptability criterion was chosen as plasma temperature at the target lower than 5 eV, providing low sputtering and at least partial detachment, while the operational space was defined in terms of the electron density at the outboard mid-plane separatrix and of the seeded impurity (Ar only in the present study) concentration. It was found that both the XD and the SX extend the DEMO operational space, although the advantages detected so far are not dramatic. The most promising configuration seems to be the XD, which can produce acceptable target temperatures at moderate outboard mid-plane electron density ($n_{omp} = 4.5 \times 10^{19} \text{ m}^{-3}$) and $Z_{eff} = 1.3$.

Keywords:

DEMO, advanced divertor, numerical modeling, detachment

Introduction

The power exhaust problem in DEMO is anticipated to be considerably more challenging than in ITER. In fact, while the heating power (in DEMO mostly given by the fusion reactions) increases with the plasma volume, the available exhaust surface depends only linearly on the major radius, resulting in an unfavorable trend of the ratio P_{SOL}/R_0 of the power entering the SOL to the plasma major radius. An optimal solution would be to reduce the power flowing to the targets by radiating as much as possible from the core by means of one (or more) intentionally seeded impurity. Radiation would then distribute the exhausted power more or less uniformly over the whole first wall (FW) surface, resulting in acceptably low loads on the plasma-facing components. However, the power crossing the separatrix (P_{SOL}) cannot fall below H to L mode back transition threshold [1], to guarantee H-mode operation. For DEMO the corresponding limit is estimated to be $P_{SOL} \geq 150$ MW [2]. A large fraction of this power should be further radiated in the SOL, but the power to be handled by the divertor will still be considerable, of the order of several tens of MW [3]

The current baseline DEMO design expects to exhaust this power by means of a conventional divertor, as derived from ITER. However, alternative divertor configurations, such as the Snow Flake (SF) [4], X Divertor (XD) [5], and the Super X (SX) divertor [6] are also explored, as a backup in case the standard SN does not extrapolate favorably to a DEMO class machine. All the mentioned configurations have a potential for helping to mitigate the power exhaust problem, at the cost of increasing difficulty in engineering a proper coil system or employing efficiently the in-vessel available volume, and are under careful scrutiny during the current DEMO pre-conceptual design phase.

In this paper we perform a first comparison of the XD and SX with respect to the baseline SN (geometries are all shown in Figure 1), by means of the SOLPS5.1 package [7], excluding SF due to limitations in the current meshing capabilities of the code. The 5.1 version was preferred over the somehow most popular 5.0 because (i) it is the standard version adopted by the people who actually performed most of the modelling and (ii) even if version 5.1 and 5.0 are equivalent as far as neutral-fluid modeling is concerned, the 5.1 one includes a more advanced kinetic-neutral model. Although, as we will discuss in the next section, for the current study we adopt a fluid model for the neutrals, we plan in the future to switch to a

kinetic one, at least for some of the cases under consideration. We evaluated that starting the activity with the most recent code version would likely be easier than this later planned task.

One of the consequences of the fluid model choice is that SOLPS does not see the actual shape of the FW, with the exception of the target plate: as far as our modelling is concerned, the wall dome region is collapsed to the private flux mesh boundary, while the main chamber wall is collapsed to the outer wall mesh boundary, every other detail of the actual wall shape being at present irrelevant. As a consequence, we decided not to show the complete wall shape in Figure 1. At this preliminary stage of the project we want to single-out only the major differences among the configurations, so we shall concentrate on the outer target, where usually the heat exhaust problem is more dramatic. We take the outboard mid-plane separatrix electron density n_{omp} and the core-averaged Z_{eff} (describing the amount of impurities needed to operate under given conditions) as free parameters, and try to draw the subset of the resulting operational space corresponding to acceptable plasma conditions. This choice mimics the experimental control on the plasma density usually obtained through gas puff. As acceptability criterion, we take $T_e < 5$ eV, which should guarantee low W (the DEMO wall material) sputtering level and at least partial detachment.

Numerical modeling

Given the early stage of the DEMO project, it is important to produce reasonably accurate estimates of the more relevant physical quantities to guide general design decisions, as opposed to obtaining precise extensive predictions, which would depend on currently unknown machine details. Following the above considerations, the so-called reduced model approach [8] was adopted, as a compromise between accuracy and computational requirements. The major peculiarities of the approach are:

- I. treating the neutral atoms with the fluid approximation, as opposed to the more demanding Monte Carlo (MC) EIRENE approach [7];
- II. bundling the impurity charge states to limit the total number of simulated fluid species [9];
- III. neglecting drifts in the plasma model,
- IV. adopting not excessively refined (96x36) numerical meshes, based on previous extensive testing [8]; with the possible minor exception of the region very close to the targets (see e.g. Figure 9), this mesh provides smooth profiles for every quantity we checked. So we expect our results to be reasonably close to mesh independence, although we did not perform a full grid convergence analysis [10].

Although in principle W could penetrate the plasma and contribute to radiation, at the low temperatures considered acceptable in our model it is not expected to produce any appreciable effect. As a consequence, we consider here Ar as the only impurity present in the model, with three fluid species corresponding to neutrals (Ar^0), all ionization levels but stripped ions ($Ar^{(1-17)+}$), and fully stripped ions (Ar^{18+}). Due to lack of detailed physical information, the most critical boundary condition for the impurity was at the core. We decided to have zero core radial particles flux for the partially ionized states, while we fixed the density for the fully stripped ion. It should be noted that this was done purely to obtain a stable and simple numerical setup, and does not imply any hypothesis on the actual location of the impurity injection in the machine: we simply inform the code that for a given case the Ar^{18+} level at the core boundary should have a certain value. The major drawback of our choice is that, in case the desired level of core Ar^{18+} were physically consistent with a non-zero radial flux of partially ionized atoms, this should generate unphysical gradients in the Ar profiles near the core boundary. However, this is an intrinsic problem of any possible chosen

setup, and should be confined to the very first few cells near the core, not invalidating the modelling results elsewhere. As for discussing our results, we think the quantity technically used to set the impurity boundary condition to bear little physical meaning with regard to the actual plasma contamination, which is usually expressed in terms of Z_{eff} . Since the latter is easy to obtain as a model output, and is strongly correlated with the core impurity density, we will show our results using the more experimentally relevant Z_{eff} averaged over the plasma core (where by “core” we always mean that fraction of the confined plasma actually included in the SOLPS mesh which, for our cases, covers roughly the pedestal region).

The operational space covered by our modeling spans approximately the region $n_{omp} = [2 \times 10^{19} - 6 \times 10^{19}] \text{ m}^{-3}$, and $Z_{eff} = [1 - 2.6]$. This extends previous TECXY calculations, stopped at $n_{omp} = 4 \times 10^{19} \text{ m}^{-3}$ due to code convergence problems [11]. Further TECXY analysis is discussed in [3], showing general qualitative agreement with our findings, which is not obvious since TECXY has much lower geometrical flexibility with respect to SOLPS. The upper limit for the density corresponds to about 70% of the Greenwald density or, assuming a pedestal top limit of $0.85 n_{GW}$ [2], 82% of the pedestal density limit.

Assumed particle and heat diffusivities in the SOL are $(D_{\perp}, \chi_{\perp}) = (0.42, 0.18) \text{ m}^2/\text{s}$, providing an e-folding length $\lambda_q \approx 3 \text{ mm}$ under attached conditions, compatible with predictions from the scaling presented in [12].

The neutral fluid approximation adopted should be at least marginally acceptable over the whole range of parameters explored; as a check we compared the D charge exchange and ionization mean free path for a number of cases obtained by our simulations. In the less favorable case tested ($n_{omp} = 2 \times 10^{19} \text{ m}^{-3}$, $T = 10 \text{ eV}$ at the target) we get $\lambda_{CX} \approx 3.3 \text{ cm}$ and $\lambda_{ion} \approx 6.5 \text{ cm}$. Since charge-exchange processes are effective at thermalizing the neutral distribution, this shows that the fluid approximation should be at least marginally acceptable over the whole range of parameters explored.

Results and discussion

Our main result is presented in Figure 2, which compares data from about 160 simulations for the three alternative divertor configurations here scrutinized. Each simulated shot is represented by a point in the (n_{omp}, Z_{eff}) parameter space, and is further classified according to the maximum outer target temperature (blue marks show target temperature $< 5 \text{ eV}$). Figure 3 shows the outer target to outboard mid-plane total pressure ratio for two different densities in the LSN configuration. By detecting detachment with the onset of strong pressure drops, we see that our chosen temperature level is about 2 eV higher than the detachment threshold. On the other hand, since the $T_e < 5 \text{ eV}$ condition refers to the maximum target temperature, in most accepted cases we will have at least partial detachment. The peak target power flux density is strongly sensitive to the temperature near the selected threshold. On the higher T side, peak heat fluxes on target can still be as large as $\sim 20 \text{ MW/m}^2$, dropping quickly with the temperature.

We see that, at low density, temperatures are always too high, without some amount of impurity injection. For example, for $n_{omp} = 2.5 \times 10^{19} \text{ m}^{-3}$ both SN and SX require at least $Z_{eff} = 2$. In the case of XD we have too few points available at low density to make a committal statement about the minimum impurity required, although, considering that at higher densities the SX and XD behavior are not dramatically different, we extrapolate that at $n_{omp} = 2.5 \times 10^{19}$ the required impurity level for XD would be not smaller than ~ 2 . Looking at higher densities, both SX and XD show indeed some advantage over SN. In

fact, while SN needs either very large densities or high Z_{eff} , both SX and XD show low temperature at less extreme values. For example, we detected the first case for $n_{omp} = 5 \times 10^{19} \text{ m}^{-3}$ (SX) or even $n_{omp} = 4.5 \times 10^{19} \text{ m}^{-3}$ (XD), provided we take $Z_{eff} = 1.3$.

The previous discussion suggests that the difference among different configurations is more apparent at large densities. This is confirmed by Figure 4, which shows the fraction of the heat flux entering the outer divertor region (approximately defined as the inner/outer regions below the X-point) as a function of Z_{eff} for two different density levels. Data are distinguished according to the temperature (below or above 5 eV) and geometry. At $n_{omp} = 2.5 \times 10^{19} \text{ m}^{-3}$, increasing the impurity content decreases the power fraction reaching the outer divertor independently of the considered divertor configuration (only SN and SX cases are available at this density). At higher n_{omp} , however, XD and SX clearly differentiate from SN. Starting from low impurity content levels, these advanced configurations detach almost immediately and correspondingly the power enters the divertor region preferentially from the outer side. This is because, with the general temperature lowering with increasing Z_{eff} values, substantial radiation develops from the SOL above the X point on the inner side, so that the power amount actually entering the divertor region reduces. For the impurity levels scanned so far, we did not observe a similarly pronounced increase of the radiation from above the X-point on the outer side

We now investigate in some detail the different detachment properties of XD and SX at moderate density levels. As already noticed, for $n_{omp} = 4.5 \times 10^{19} \text{ m}^{-3}$ a Z_{eff} window exists, in which XD detaches, while SX does not. This is made apparent also by Figure 5, comparing the electron temperatures for the two geometries at $Z_{eff} \approx 1.3$. Table 1 details the distribution of cooling rate (including the total contribution from all processes leading to electron cooling), given for a reference density value of 10^{19} m^{-3} in the Outer Divertor (OD) between D and Ar. This makes it that the different Ar losses in the two cases play a significant role in XD reaching detachment.

Figure 6 compares the electron temperature profiles along the separatrix in the two cases. Although SX starts from a slightly lower upstream value, this is more than compensated by the longer XD connection length, so that T_e drops below 1 eV at the target for XD, while it stays above 10 eV for SX. From the previous discussion it appears that, at least near the separatrix, the length measured along the magnetic field from the divertor region entrance up to the target is larger for XD than for SX. Figure 7 compares the distance between the divertor entrance and the target for the three configurations. We see that, close to the X-point, XD shows values larger than SX, which favors local detachment. The relation is reversed far from the strike point (SX parallel distance larger than XD). It should also be mentioned that not always temperatures are observed to decrease monotonically far from the strike point along the targets. Such behavior is sensitive to the exact neutral dynamics, and our observations are possibly influenced by the choice of the fluid neutral mode. However, since we expect for DEMO a quite short power e-folding length, little power is expected to be deposited on the target on this region anyway, so that this is less relevant for our analysis.

To reinforce this effect, Figure 8 shows the electron cooling rate, i.e. the power density extracted from the electrons, due to interaction with the different ionic species, divided by the electron and ion density, including the total contribution from radiation, bremsstrahlung and ionization. It is shown for the different fluid species as a function of the electron temperature, for the reference density $n = 10^{19} \text{ m}^{-3}$, while Figure 9 shows the density of the different ionic species from the outer target progressing towards outer divertor entrance along the separatrix. Instead of the perhaps more familiar distance along the separatrix, in Figure

9 we take, as independent coordinate, the electron temperature, because this gives a more direct idea about which regions are important for the cooling effects. The two configurations differ considerably in the divertor $\text{Ar}^{(1-17)+}$ density which, for SX, is smaller by about an order of magnitude. Moreover, it is clear from Figure 8 and Figure 9 that the super-charge state $\text{Ar}^{(1-17)+}$ is substantially responsible for all the Ar cooling effect (the neutral and fully ionized Ar have a density so low near outer target that they do not appear on the scale represented in Figure 9). We can observe from Figure 8 that most of the Ar radiation comes from a relatively narrow window centered around $T_e \approx 10$ eV. Figure 6 shows that XD, covering the whole range of temperatures down to ~ 1 eV, benefits of the whole high cooling-rate window, while SX misses about half of it, so reducing the overall cooling.

Apart from the different connection length the other factor, depending on the magnetic configuration, which might influence detachment, is the magnetic flux expansion. It is somehow difficult to clearly disentangle this effect from the one previously discussed, because the expansion is obtained by a local decrease of the poloidal magnetic field, which also contributes to increase the connection length. We can still try to measure the flux expansion with the divertor index (DI) metrics proposed by [5]. Taken at the separatrix (outboard side), this gives $DI_{SN} \approx 1.0$, $DI_{SX} \approx 3.7$ and $DI_{XD} \approx 4.0$ for the SN, SX and XD configurations, respectively. We can see that both SX and XD have a similar level flux expansion, slightly larger (by less than 10%) in the XD case. As a consequence, we tend to believe that the different connection length has a larger influence on the effects we observed.

If we let the upstream density increase by about 10%, the picture changes considerably. Figure 10 shows the outer target T_e profiles for both SX and XD for almost pure D plasma, with $Z_{eff} \approx 1.03$. As we can see, in this case SX is clearly detached, while XD is not. Some light on the mechanism which produces detachment in this case is shed by Figure 11 and Figure 12, showing the behavior of the separatrix outer target density and temperature as a function of n_{omp} for the two considered configurations. Figure 11 shows that SX presents a larger sensitivity of the downstream density to the upstream value, resulting in a jump of more than a factor 5 when n_{omp} increases from $4.5 \times 10^{19} \text{ m}^{-3}$ to $5.0 \times 10^{19} \text{ m}^{-3}$. Correspondingly, by looking at Figure 12 we see the electron temperature at the target dropping by about a factor 20. The behavior of XD is qualitatively similar, but the corresponding jump in density is smaller, and delayed at values $n_{omp} > 5.0 \times 10^{19} \text{ m}^{-3}$. Within the frame of the model adopted, this difference can be explained by the different target geometries. In fact, as shown in Figure 1, SX presents a more closed configuration in comparison to XD, at least as far as the wall seen by the fluid model is concerned (blue lines in figure Figure 1); as a consequence, recycling neutrals are directed in a region nearer to the strike point and colder in SX than in XD, so enhancing the recycling effect itself. However, we should be aware that the fluid model adopted for the neutrals throughout this work implies a relatively poor representation of the divertor geometry. As a consequence, the appearance of effects strongly depending on such details should be confirmed by further simulations adopting the full MC model for neutral transport, which enjoys the advantage of a much more detailed divertor representation. For the time being, observations of the previously mentioned effect in favor of early SX detachment should then be taken as preliminary.

Conclusions and perspective

In this paper we presented a first, preliminary discussion of the SX and XD divertor configurations, as possible alternative solutions to the power exhaust problem in DEMO, and compared them to the baseline SN. The study was performed with the SOLPS 5.1 code and fluid neutrals, which allows including a wealth of details of the magnetic equilibrium geometry, while accepting some simplifications in terms of wall geometry and physics details.

Our results suggest that the examined advanced divertor configurations can indeed perform better than the baseline SN, although none of them could detach the outer divertor plate at low n_{omp} without some impurity seeding (the Ar impurity in bundled charge states has been considered in the present study). At medium densities, the outer divertor detaches with some residual impurity injection (XD first), while at higher n_{omp} values outer target detachment is finally obtained even for almost pure plasma (SX first). However, the highest densities considered in this study might be too large if the currently expected pedestal top density limit is confirmed [2]. Consequently, we believe that at least some level of impurity injection will be mandatory in DEMO.

The different behavior of XD and SX has been explained with differences in the connection length (at medium density) and wall shape (at higher density). However, while the magnetic field structure is fully included in our model, the finest details of the divertor geometry are not, so that the existence of effects relying on it should be confirmed in the future by more comprehensive simulations, including the EIRENE MC model for neutral transport.

Acknowledgements:

This work has been carried out within the framework of the EUROfusion Consortium and has received funding from the EURATOM research and training programme 2014-2018 under grant agreement No 633053. The views and opinions expressed herein do not necessarily reflect those of the European Commission.

Figures

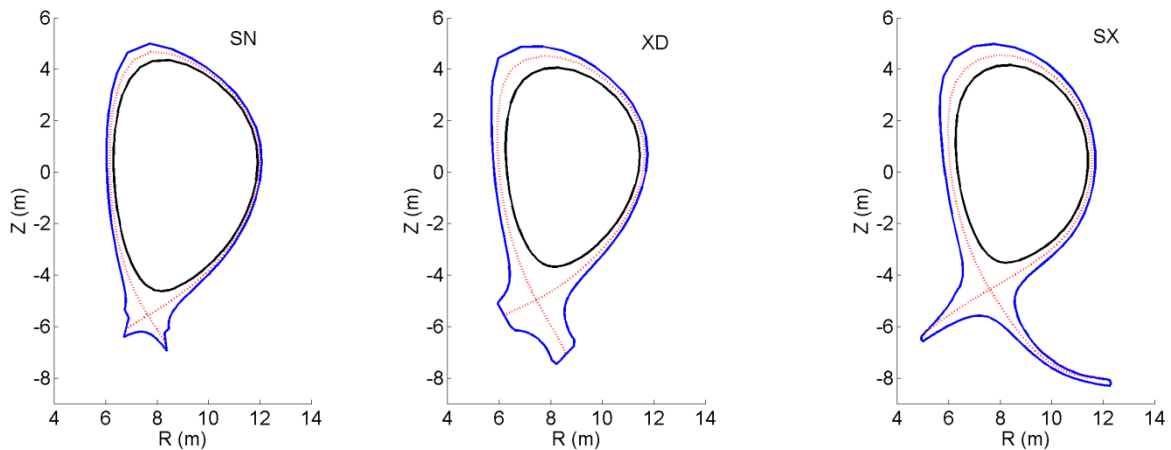


Figure 1

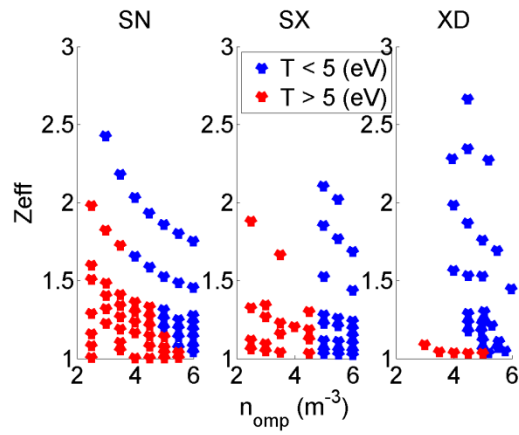


Figure 2

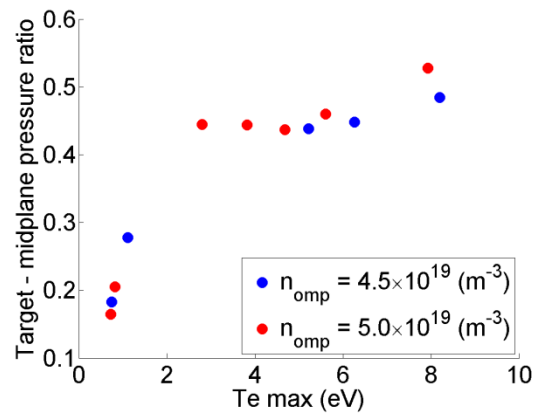


Figure 3

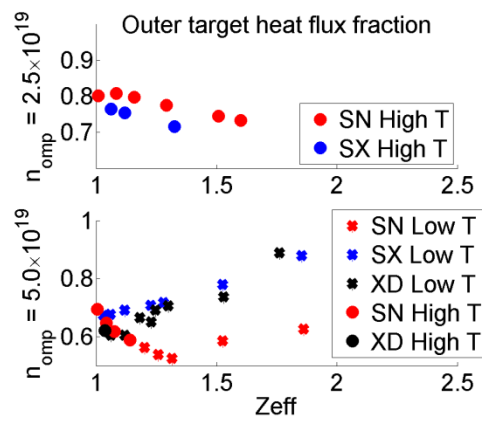


Figure 4

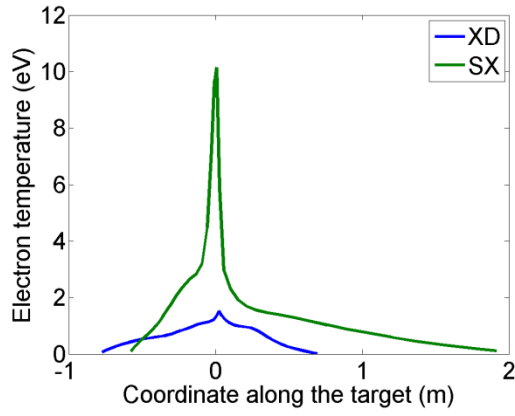


Figure 5

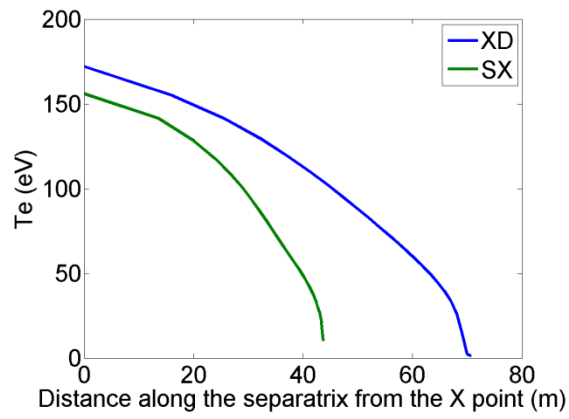


Figure 6

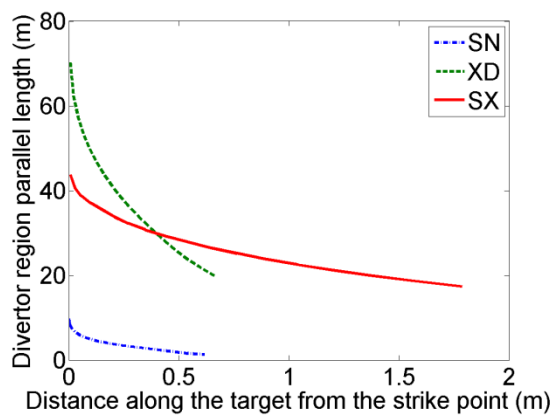


Figure 7

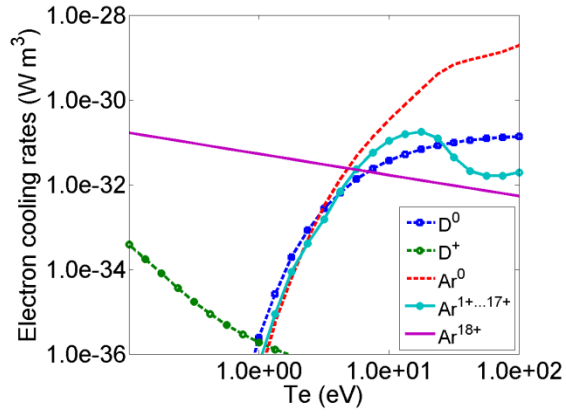


Figure 8

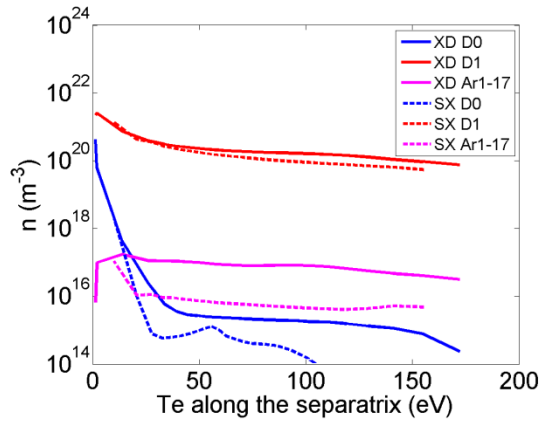


Figure 9

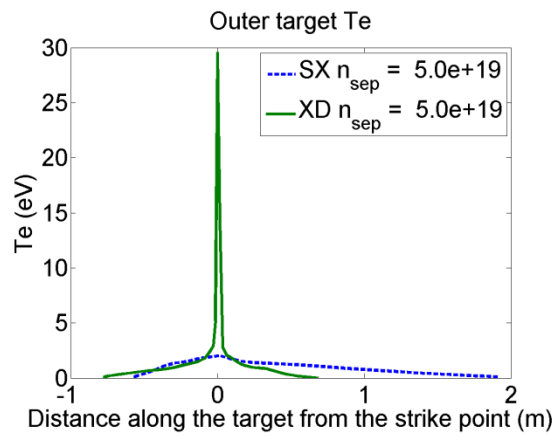


Figure 10

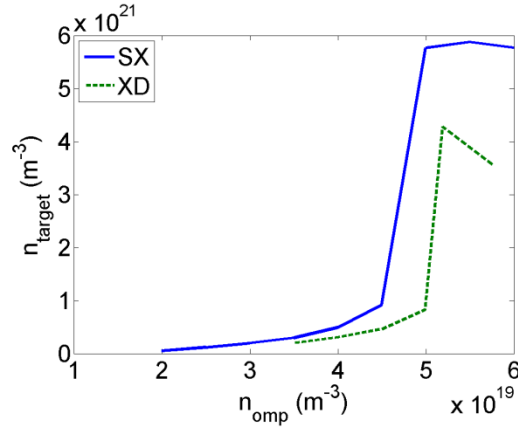


Figure 11

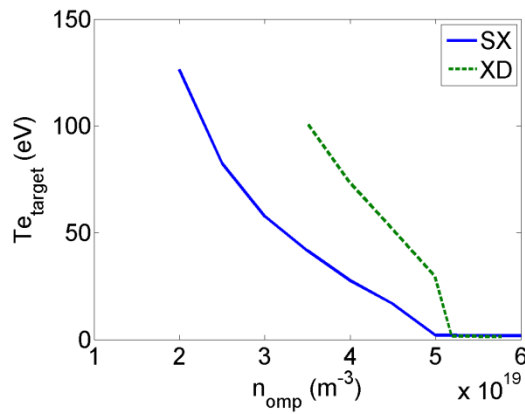


Figure 12

Tables

	SX	XD
OD cooling (total)	39 MW	50 MW
Cooling due to D	37 MW	35 MW
Cooling due to Ar	2 MW	15 MW

Table 1

Captions

Figure 1: Comparison of the divertor geometries considered in the paper. Left: SN, center: XD, right: SX. The red dotted line is the separatrix, the black line is the core boundary and the blue line joins the targets and wall boundaries

Figure 2: Representation of the operational space for the three geometrical configurations analyzed. Points corresponding to temperatures lower and higher than 5 eV are distinguished.

Figure 3: Outer target-to-midplane pressure ratio at the separatrix as a function of the strike point electron temperature. Two different outer mid-plane densities are considered, showing a relative independence on this parameter.

Figure 4: Fraction of the heat flux to the targets that actually reaches the outer one, as a function of the impurity seeding level. Two different outer mid-plane densities are considered.

Figure 5: Electron temperature profiles at the outer target for XD and SX. In this case XD is detached while SX is not.

Figure 6: Electron temperature profiles along the separatrix from X-point to target. XD has a much larger connection length, which favors radiation losses and detachment.

Figure 7: Connection length from the outer mid-plane to the target at various radial positions for all the considered divertor configurations.

Figure 8: Electron cooling rates for the various species considered in our study, as a function of the electron temperature.

Figure 9: Density of various ionic species along the separatrix from the outer strike point towards the outer mid-plane. The electron temperature is used on the X-axis instead of the distance from the target to highlight which species can radiate more and where. Colder temperatures correspond to the target-side of the profiles.

Figure 10: Electron temperature profiles at the outer target for a low-Z, high density case. In this case SX detaches more easily than XD.

Figure 11: Electron density at the target as a function of the outer mid-plane density.

Figure 12: Electron temperature at the target, as a function of the outer mid-plane density.

Table 1: Distribution of the power volumetric losses in the outer divertor among the different atomic species for the SX and XD configurations

References

- [1] Y. Martin, T. Takizuka and ITPA CDBM H-mode Database Working Group, "Power requirement for accessing the H-mode in ITER," *Journal of Physics: Conference Series*, vol. 123, p. 012033, 2008.
- [2] R. Wenninger, M. Bernert, T. Eich, E. Fable, G. Federici, A. Kallenbach, A. Loarte, C. Lowry, D. McDonald, R. Neu, T. Puetterich, P. Schneider, B. Sieglin, G. Strohmayer, F. Reimold and M. Wischmeier, "DEMO divertor limitations during and in between ELMs," *Nuclear Fusion*, vol. 54, p. 114003, 2014.
- [3] R. Zagorski, H. Reimerdes, R. Ambrosino, H. Bufferand, G. Calabro, P. Chmielewski, G. Ciraolo, J. Harrison, I. Ivanova-Stanik, K. Lackner, T. Lunt, S. McIntosh, S. Militello, M. Poradzyński, G. Rubino, F. Subba, R. Wenninger, B. Viola and H. Zohm, "Evaluation of the power and particle and particle exhaust performance of various alternative divertor concepts for DEMO," in *22nd International Conference on Plasma Surface Interactions in Controlled Fusion Devices*, Rome, 2016.
- [4] D. D. Ryutov, "Geometrical properties of a "snowflake" divertor," *Physics of Plasmas*, vol. 14, no. 6, p.

064502, 2007.

- [5] M. Kotschenreuther, P. Valanju, B. Covele and S. Mahajan, "Magnetic geometry and physics of advanced divertors: The X-divertor and the snowflake," *Physics of Plasmas*, vol. 20, no. 10, p. 102507, 2013.
- [6] P. M. Valanju, M. Kotschenreuther and S. Mahajan, "Super X divertors for solving heat and neutron flux problems of fusion devices," *Fusion Engineering and Design*, vol. 85, pp. 46-52, 2010.
- [7] X. Bonnin, A. Kukushkin and D. P. Coster, "Code development for ITER edge modelling - SOLPS5.1," *Journal of Nuclear Materials*, Vols. 390-391, pp. 274-277, 2009.
- [8] D. Coster, "Reduced physics models in SOLPS for reactor scoping studies," *Contributions to Plasma Physics*, vol. 56, no. 6-8, pp. 790-795, 2016.
- [9] X. Bonnin and D. Coster, "Full-tungsten plasma edge simulations with SOLPS," *Journal of Nuclear Materials*, vol. 415, pp. S488-S491, 2011.
- [10] P. Roache, "Completed Richardson Extrapolation," *Communications in Numerical Methods in Engineering*, vol. 9, pp. 365-374, 1993.
- [11] V. Pericoli-Ridolfini, H. Bufferand, G. Ciraolo, J. Harrison, T. Lunt, F. Militello, G. Pelka, G. Rubino, F. Subba, A. Uccello, B. Viola and R. Zagorski, "Summary of the AC-4 "Power exhaust modeling" achievements," Joint progress meeting of the AC activities in WPDTT1 and WPDTT2, Jan 13-14, 2016.
- [12] T. Eich, B. Sieglin, A. Scarabosio, W. Fundamenski, R. J. Goldston and A. Herrmann, "Inter-elm power decay length for jet and ASDEX Upgrade: Measurement and Comparison with Heuristic Drift-Based Model," *Physical Review Letters*, vol. 107, p. 215001, 2011.