

Zerovalent iron micro and nanoparticles for groundwater remediation: from laboratory to field scale

Original

Zerovalent iron micro and nanoparticles for groundwater remediation: from laboratory to field scale / Tosco, TIZIANA ANNA ELISABETTA; Gastone, Francesca; Luna, Michela; Sethi, Rajandrea. - ELETTRONICO. - (2015). (Intervento presentato al convegno Water and Development tenutosi a Milano, fondazione Enrico Mattei nel 14 gennaio 2015).

Availability:

This version is available at: 11583/2590168 since:

Publisher:

Fondazione Enrico Mattei

Published

DOI:

Terms of use:

This article is made available under terms and conditions as specified in the corresponding bibliographic description in the repository

Publisher copyright

(Article begins on next page)

Zerovalent iron micro and nanoparticles for groundwater remediation: from laboratory to field scale


Tiziana Tosco (*), Francesca Gastone (*), Michela Luna (*), Rajandrea Sethi (*)

(*) DIATI - Dipartimento di Ingegneria dell'Ambiente del Territorio e delle Infrastrutture, Politecnico di Torino, corso Duca degli Abruzzi 24, 10129 Torino, Italia
Email: tiziana.tosco@polito.it; website: http://areweb.polito.it/ricerca/groundwater/index_e.html

Improving colloidal stability of MZVI and NZVI using biopolymers

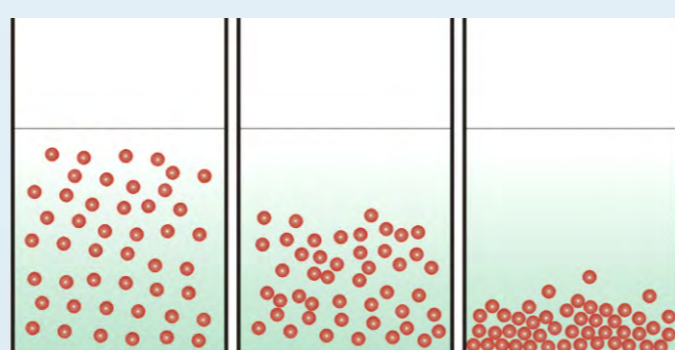
MZVI (microscale zero valent iron) and NZVI (nanoscale zero valent iron) are **not stable when dispersed in water**:

MZVI 1-5 μm




Relevant mass, high density

Gravitational sedimentation

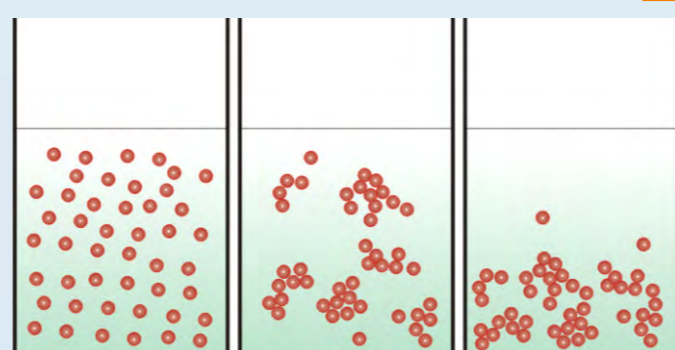


NZVI 5-100 nm

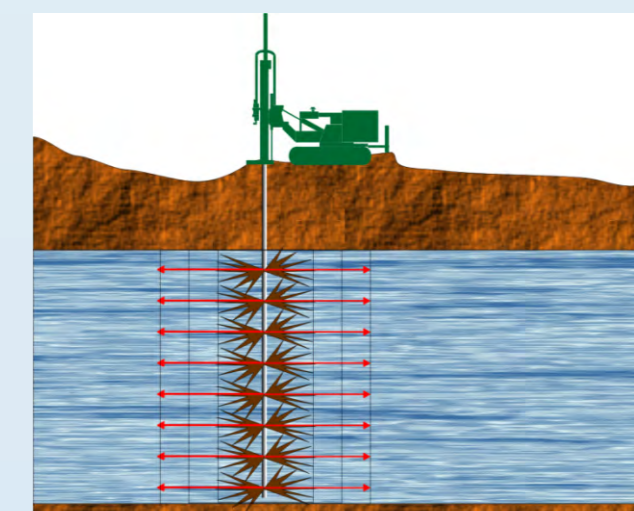
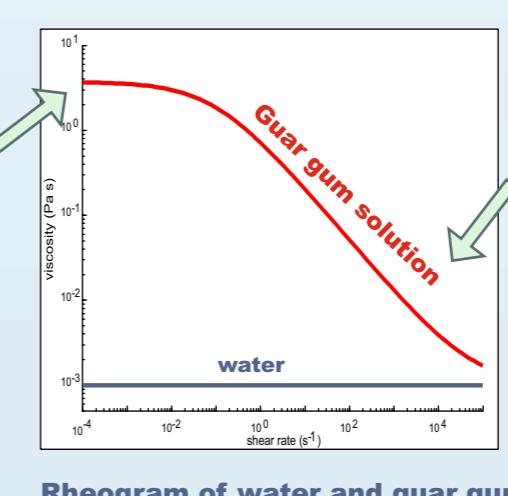
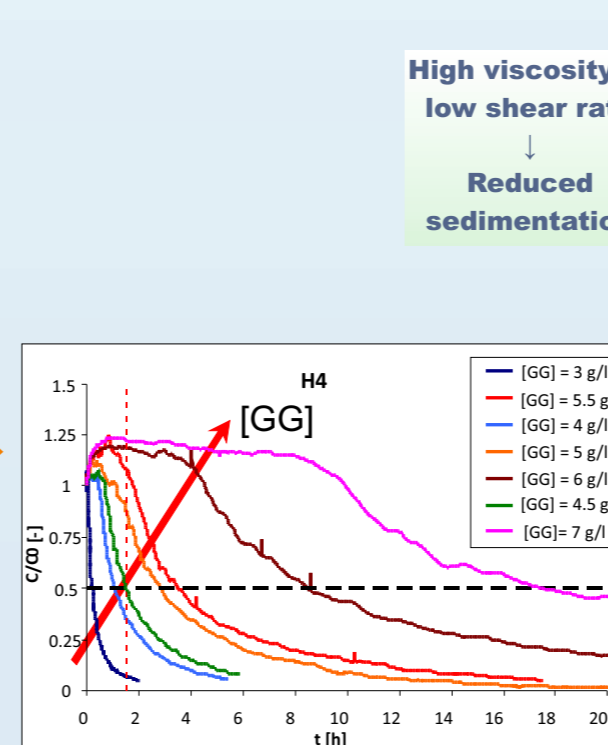


Particle-particle attraction (magnetic forces)

Aggregation and sedimentation



Green polymers (guar gum and xanthan gum) can improve stability via Kinetic stabilization → Increased fluid viscosity



MZVI and NZVI injection in porous media

The mobility in porous media of MZVI and NZVI dispersed in guar gum and xanthan gum was tested in column transport tests (1-D) and a finite-differences model was developed for 1D and radial simulation of MZVI/guar gum injection:

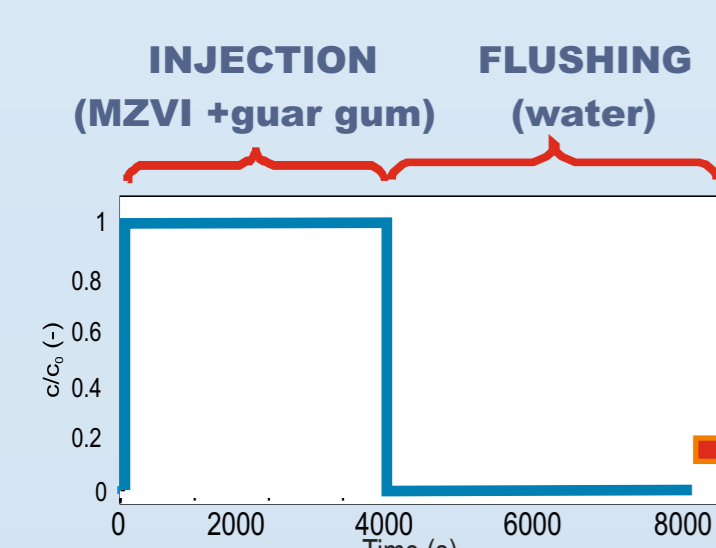
Column tests provide information on:

- porous medium clogging
- pressure build up during Injection
- interactions among iron particles and porous medium

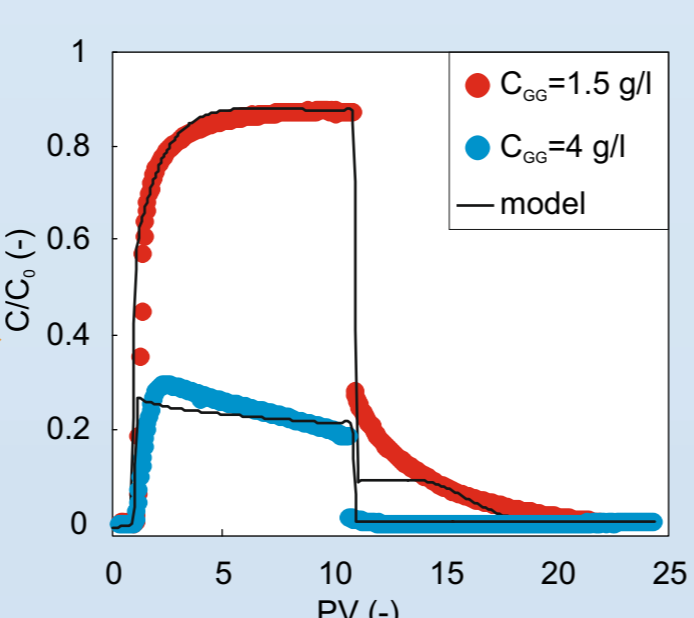
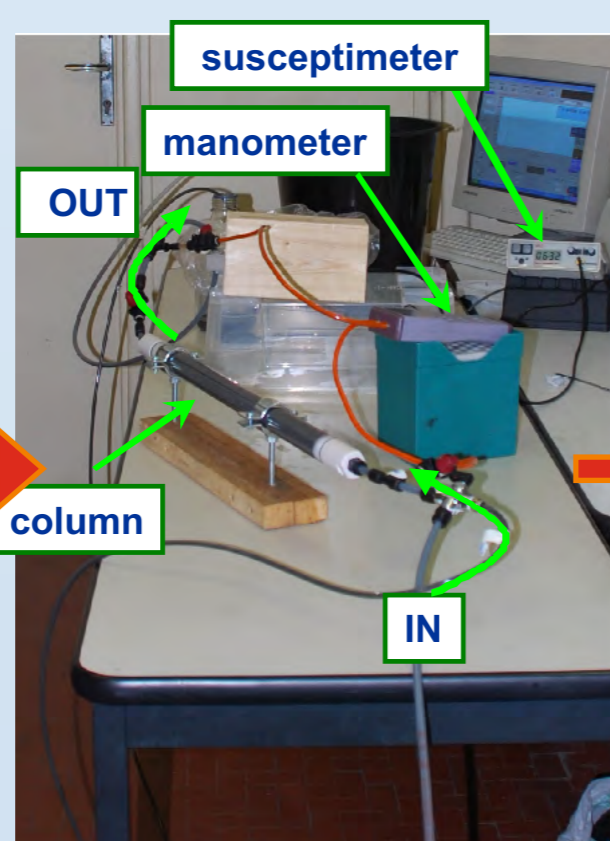
Transport modelling

1D transport tests performed at different flow rates and polymer concentration were fitted using MNMs (www.polito.it/groundwater/software).

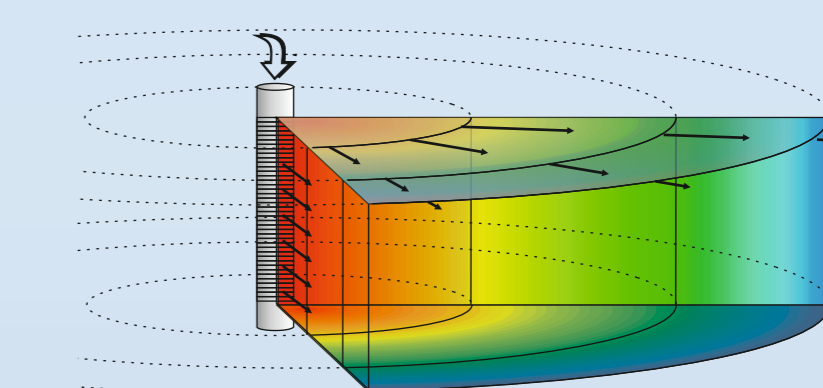
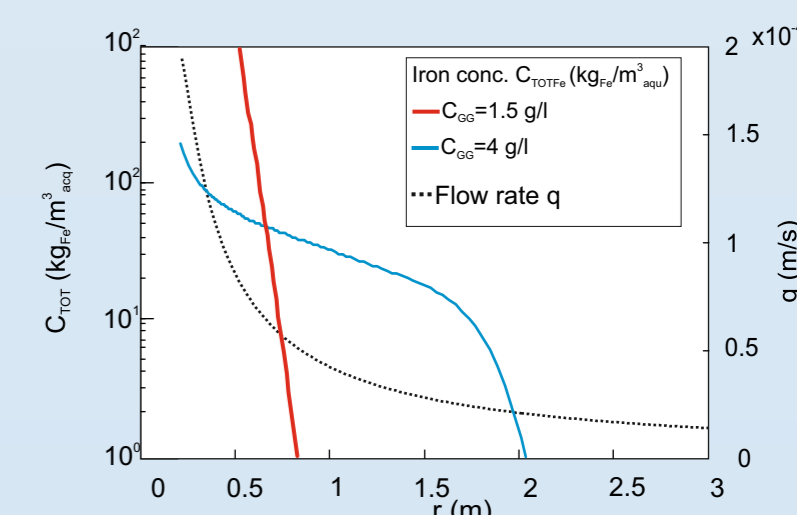
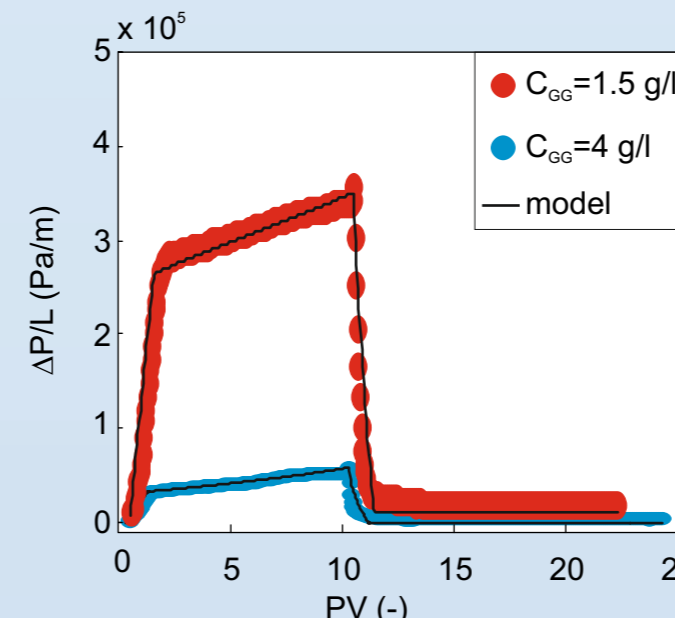
Results were used to develop a radial transport model.



INITIAL CONDITIONS:
- [GG] = 1.5, 3, 4 g/l
- Different flow rates



Breakthrough curves (left) and pressure drop (right) vs the number of pore volumes for MZVI injection with a guar gum concentration of 1.5 and 4 g/l



Simulation of radial injection of 5 m³ of MZVI slurry (20 g/l of iron, 1.5 and 4 g/l of guar gum) at a discharge rate of 1 m³/h: final concentration of total iron (suspended + retained) per aquifer volume (left axis) and Darcy flow rate (right axis) as a function of radial distance

Field applications

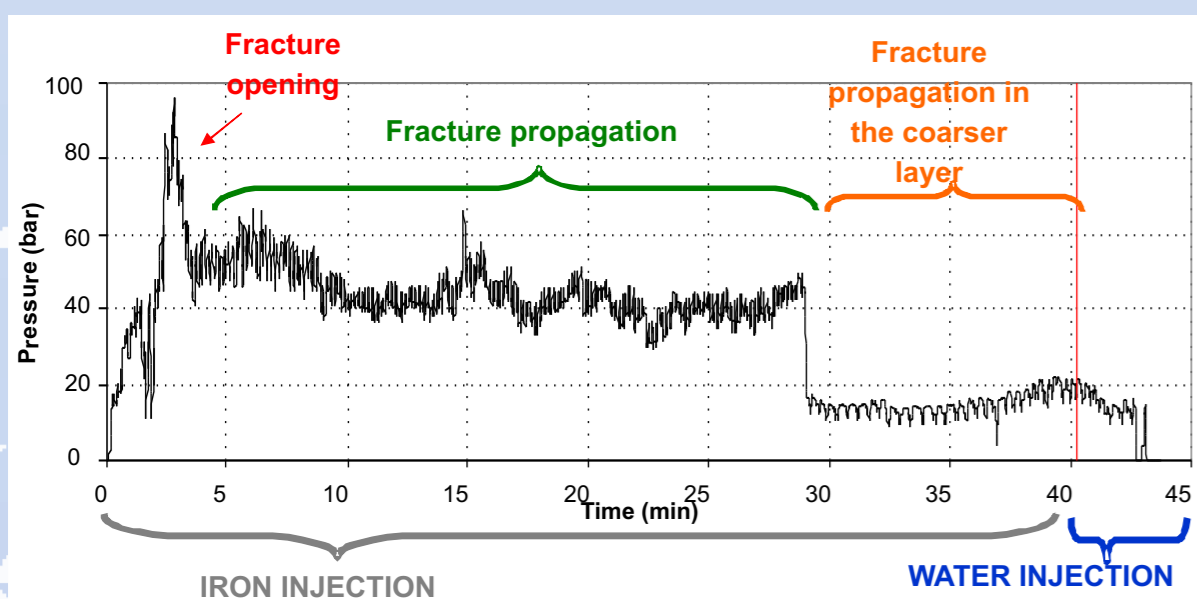
Pilot field injection via fracturing

Delivery: Direct push systems (high pressure & discharge rates)

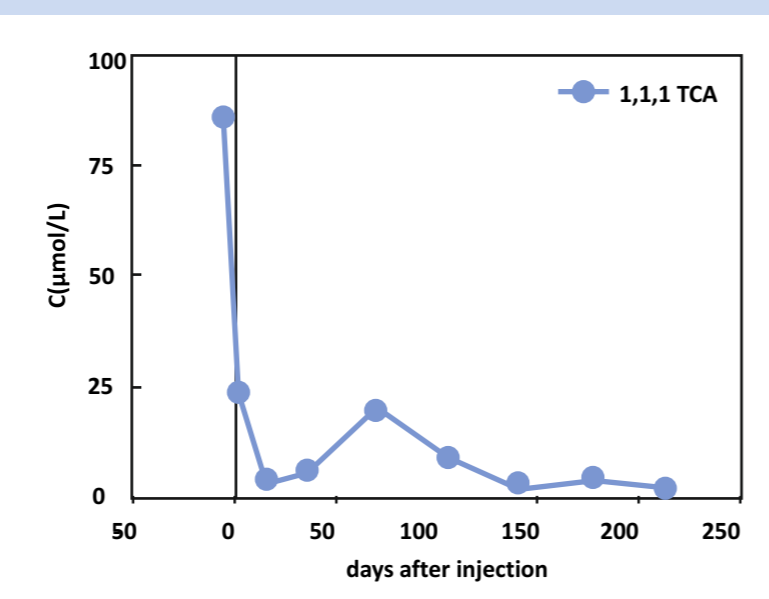
Site: Aarschot (Belgium)
Contamination: 1,1-DCA, 1,1,1-TCA, TCE, cis-1,2-DCE
MZVI: H2O (d50=56 μm, Hoganas)
Guar gum: 5 g/l
Slurry: 1.5 m³, iron conc. 66 g/l
Injection design: 5 injections: 10.5 - 8.5 m bgl, 0.5 m spacing Q=0.55 m³/h



Field injection via direct push (courtesy of Carsico S.r.l., left) and scheme of stratigraphy and injection points (right)



Pressure record during injection n. 5 (8.5 m bgl).



Changes in concentration of 1,1,1-TCA in groundwater over time in the MLDS4 at 4.5 m bgs

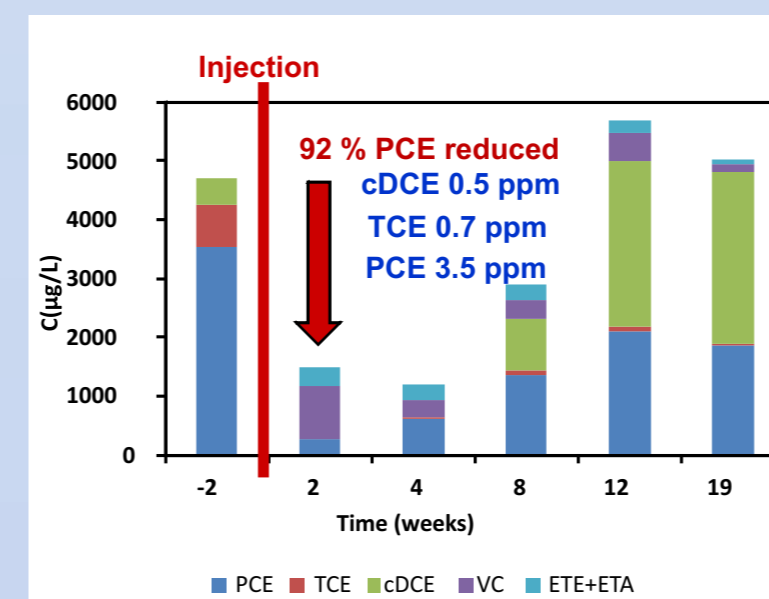
Pilot field injection via permeation

Delivery: low-pressure injection through a well

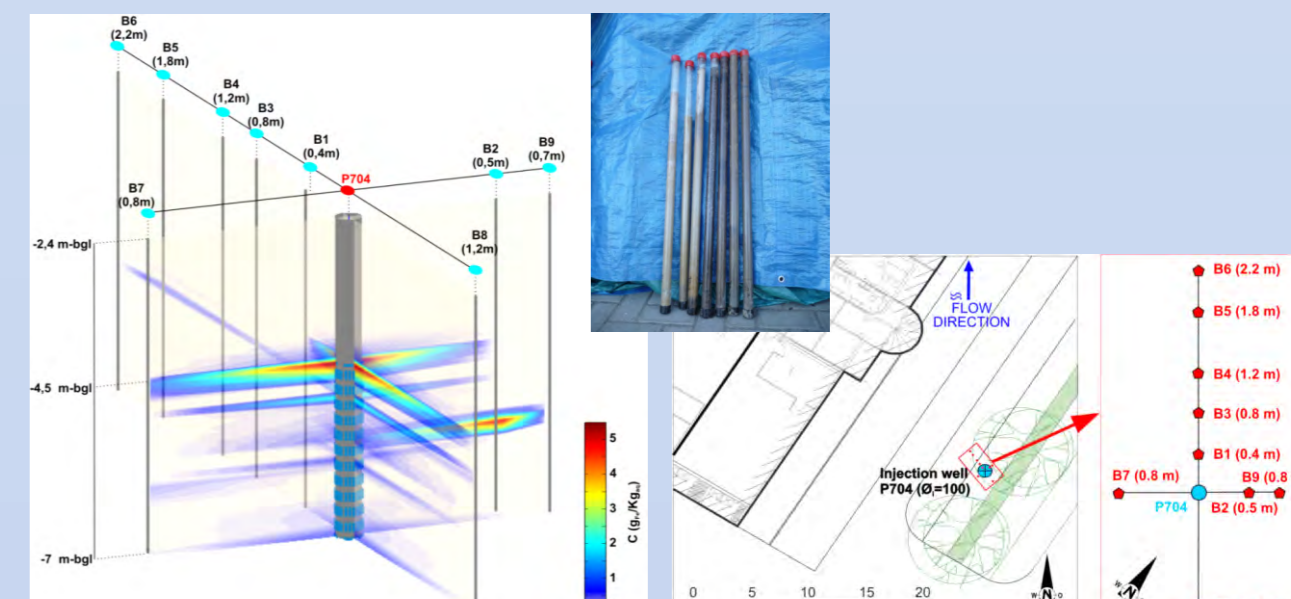
Site: Site P (Belgium)
Contamination: PCE @ 8.1-72.6 mg/l
MZVI: HQ (d50=1.2 μm, BASF)
Guar gum: 2 g/l
Slurry: 5 m³, iron conc. 10 g/l
Injection design: pressurized well Screen: 4.5-7 m bgl Q=1.5 m³/h



IMZVI field injection at Site P: (1) tank for slurry preparation (2) dispersion and recirculation unit, (3) tank for slurry storage, (4) cation pump, (5) injection well, (A) discharge rate measurement, (B) magnetic susceptibility sensor, (C) pressure sensor.



Concentration along time of contaminants observed in the injection well P704



Iron distribution in the subsurface (left) determined from magnetic susceptibility analysis on core samples (centre) and map of the test area (right).

Acknowledgements and References

The work was co-funded by European Union project AQUAREHAB (FP7 - Grant Agreement Nr. 226565). The authors acknowledge the work of Leen Bastiaens, Milica Velimirovic, Martin Uytendaele, Johan Gemoets, Rob Muyschond (VITO, Belgium), Cjestrir De Boer, Norbert Klaas, Juergen Braun (VEGAS, University of Stuttgart, Germany), Hans Sapion (Sapion, Belgium), Per-Olof Larsson (Hoganas, Sweden) who worked in the project.

Tosco, T., M. Petrangeli Papini, C. Cruz Viggi, and R. Sethi (2014), Nanoscale iron particles for groundwater remediation: a review, *Journal of Cleaner Production*, 77, 10-21.
Gastone, F., T. Tosco, and R. Sethi (2014), Green stabilization of microscale iron particles using guar gum: bulk rheology, sedimentation rate and enzymatic degradation, *J Colloid Interf Sci*, 431, 33-43.
Tosco T., Gastone F., and Sethi R. (2014), Guar gum solutions for improved delivery of iron particles in porous media (Part 2): Iron transport tests and modeling in radial geometry, *J. Contaminant Hydrol*, 166, 34-51.
Velimirovic M., T. Tosco, M. Uytendaele, M. Luna, F. Gastone, C. De Boer, N. Klaas, H. Sapion, H. Eisenmann, P.-O. Larsson, J. Braun, R. Sethi, and L. Bastiaens (2014), Field assessment of guar gum stabilized microscale zerovalent iron particles for in-situ remediation of 1,1,1-trichloroethane, *J. Contaminant Hydrol*, 164, 88-99.
Tosco T., and R. Sethi (2010), Transport of non-newtonian suspensions of highly concentrated micro- and nanoscale iron particles in porous media: A modeling approach, *Environmental Science and Technology*, 44(23), 9062-9068.
Dalla Vecchia, E., M. Luna, and R. Sethi (2009), Transport in Porous Media of Highly Concentrated Iron Micro- and Nanoparticles in the Presence of Xanthan Gum, *Environmental Science & Technology*, 43(23), 8942-8947.
Tiraferrri A., and R. Sethi (2009), Enhanced transport of zerovalent iron nanoparticles in saturated porous media by guar gum, *J Nanopart Res*, 11(3), 635-645.
Luna, M., F. Gastone, T. Tosco, R. Sethi, M. Velimirovic, L. Bastiaens, J. Gemoets, R. Muyschond, H. Sapion, and N. Klaas (submitted), Pilot injection of guar gum stabilized microscale zerovalent iron in a shallow aquifer via pressurized well.