

Experimental Validation of a Sensor Monitoring Ice Formation over a Road Surface

Original

Experimental Validation of a Sensor Monitoring Ice Formation over a Road Surface / Troiano, Amedeo; Pasero, Eros
Gian Alessandro; Mesin, Luca. - In: SENSORS & TRANSDUCERS. - ISSN 1726-5479. - STAMPA. - 14:1(2012), pp.
112-121.

Availability:

This version is available at: 11583/2496701 since:

Publisher:

International Frequency Sensor Association

Published

DOI:

Terms of use:

This article is made available under terms and conditions as specified in the corresponding bibliographic description in the repository

Publisher copyright

(Article begins on next page)

ISSN 1726-5479

SENSORS & TRANSDUCERS

3 vol. 14-1
Special
/12



Physical and Chemical Sensors & Wireless Sensor Networks

International Frequency Sensor Association Publishing



Editors-in-Chief: Sergey Y. Yurish, tel.: +34 93 413 7941, e-mail: editor@sensorsportal.com

Editors for Western Europe

Meijer, Gerard C.M., Delft University of Technology, The Netherlands
Ferrari, Vittorio, Università di Brescia, Italy

Editor for Eastern Europe

Sachenko, Anatoly, Ternopil State Economic University, Ukraine

Editors for North America

Datskos, Panos G., Oak Ridge National Laboratory, USA
Fabien, J. Josse, Marquette University, USA
Katz, Evgeny, Clarkson University, USA

Editor South America

Costa-Felix, Rodrigo, Inmetro, Brazil

Editor for Africa

Maki K.Habib, American University in Cairo, Egypt

Editor for Asia

Ohyama, Shinji, Tokyo Institute of Technology, Japan

Editor for Asia-Pacific

Mukhopadhyay, Subhas, Massey University, New Zealand

Editorial Advisory Board

- Abdul Rahim, Ruzairi, Universiti Teknologi, Malaysia
Ahmad, Mohd Noor, Nothern University of Engineering, Malaysia
Annamalai, Karthigeyan, National Institute of Advanced Industrial Science and Technology, Japan
Arcega, Francisco, University of Zaragoza, Spain
Arguel, Philippe, CNRS, France
Ahn, Jae-Pyoung, Korea Institute of Science and Technology, Korea
Arndt, Michael, Robert Bosch GmbH, Germany
Ascoli, Giorgio, George Mason University, USA
Atalay, Selcuk, Inonu University, Turkey
Atghiaee, Ahmad, University of Tehran, Iran
Augutis, Vyantas, Kaunas University of Technology, Lithuania
Avachit, Patil Lalchand, North Maharashtra University, India
Ayesh, Aladdin, De Montfort University, UK
Azamimi, Azian binti Abdullah, Universiti Malaysia Perlis, Malaysia
Bahreyni, Behraad, University of Manitoba, Canada
Baliga, Shankar, B., General Monitors Transnational, USA
Baoxian, Ye, Zhengzhou University, China
Barford, Lee, Agilent Laboratories, USA
Barlingay, Ravindra, RF Arrays Systems, India
Basu, Sukumar, Jadavpur University, India
Beck, Stephen, University of Sheffield, UK
Ben Bouzid, Sihem, Institut National de Recherche Scientifique, Tunisia
Benachaiba, Chellali, Universitaire de Bechar, Algeria
Binnie, T. David, Napier University, UK
Bischoff, Gerlinde, Inst. Analytical Chemistry, Germany
Bodas, Dhananjay, IMTEK, Germany
Borges Carval, Nuno, Universidade de Aveiro, Portugal
Bouchikhi, Benachir, University Moulay Ismail, Morocco
Bousbia-Salah, Mounir, University of Annaba, Algeria
Bouvet, Marcel, CNRS – UPMC, France
Brudzewski, Kazimierz, Warsaw University of Technology, Poland
Cai, Chenxin, Nanjing Normal University, China
Cai, Qingyun, Hunan University, China
Calvo-Gallego, Jaime, Universidad de Salamanca, Spain
Campanella, Luigi, University La Sapienza, Italy
Carvalho, Vitor, Minho University, Portugal
Cecelja, Franjo, Brunel University, London, UK
Cerde Belmonte, Judith, Imperial College London, UK
Chakrabarty, Chandan Kumar, Universiti Tenaga Nasional, Malaysia
Chakravorty, Dipankar, Association for the Cultivation of Science, India
Changhai, Ru, Harbin Engineering University, China
Chaudhari, Gajanan, Shri Shivaji Science College, India
Chavali, Murthy, N.I. Center for Higher Education, (N.I. University), India
Chen, Jiming, Zhejiang University, China
Chen, Rongshun, National Tsing Hua University, Taiwan
Cheng, Kuo-Sheng, National Cheng Kung University, Taiwan
Chiang, Jeffrey (Cheng-Ta), Industrial Technol. Research Institute, Taiwan
Chiriac, Horia, National Institute of Research and Development, Romania
Chowdhuri, Arijit, University of Delhi, India
Chung, Wen-Yaw, Chung Yuan Christian University, Taiwan
Corres, Jesus, Universidad Publica de Navarra, Spain
Cortes, Camilo A., Universidad Nacional de Colombia, Colombia
Courtois, Christian, Université de Valenciennes, France
Cusano, Andrea, University of Sannio, Italy
D'Amico, Arnaldo, Università di Tor Vergata, Italy
De Stefano, Luca, Institute for Microelectronics and Microsystem, Italy
Deshmukh, Kiran, Shri Shivaji Mahavidyalaya, Barshi, India
Dickert, Franz L., Vienna University, Austria
Dieguez, Angel, University of Barcelona, Spain
Dighavkar, C. G., M.G. Vidyamandir's L. V.H. College, India
Dimitropoulos, Panos, University of Thessaly, Greece
Ding, Jianning, Jiangsu Polytechnic University, China
Djordjevic, Alexandar, City University of Hong Kong, Hong Kong
Donato, Nicola, University of Messina, Italy
Donato, Patricio, Universidad de Mar del Plata, Argentina
Dong, Feng, Tianjin University, China
Drljaca, Predrag, Intersema Sensoric SA, Switzerland
Dubey, Venketesh, Bournemouth University, UK
Enderle, Stefan, Univ. of Ulm and KTB Mechatronics GmbH, Germany
Erdem, Gursan K. Arzum, Ege University, Turkey
Erkmen, Aydan M., Middle East Technical University, Turkey
Estelle, Patrice, Insa Rennes, France
Estrada, Horacio, University of North Carolina, USA
Faiz, Adil, INSA Lyon, France
Fericean, Sorin, Balluff GmbH, Germany
Fernandes, Joana M., University of Porto, Portugal
Francioso, Luca, CNR-IMM Institute for Microelectronics and Microsystems, Italy
Francis, Laurent, University Catholique de Louvain, Belgium
Fu, Weiling, South-Western Hospital, Chongqing, China
Gaura, Elena, Coventry University, UK
Geng, Yanfeng, China University of Petroleum, China
Gole, James, Georgia Institute of Technology, USA
Gong, Hao, National University of Singapore, Singapore
Gonzalez de la Rosa, Juan Jose, University of Cadiz, Spain
Granel, Annette, Goteborg University, Sweden
Graff, Mason, The University of Texas at Arlington, USA
Guan, Shan, Eastman Kodak, USA
Guillet, Bruno, University of Caen, France
Guo, Zhen, New Jersey Institute of Technology, USA
Gupta, Narendra Kumar, Napier University, UK
Hadjiloucas, Sillas, The University of Reading, UK
Haider, Mohammad R., Sonoma State University, USA
Hashsham, Syed, Michigan State University, USA
Hasni, Abdelhafid, Bechar University, Algeria
Hernandez, Alvaro, University of Alcala, Spain
Hernandez, Wilmar, Universidad Politecnica de Madrid, Spain
Homontcovschi, Dorel, SUNY Binghamton, USA
Horstman, Tom, U.S. Automation Group, LLC, USA
Hsiai, Tzung (John), University of Southern California, USA
Huang, Jeng-Sheng, Chung Yuan Christian University, Taiwan
Huang, Star, National Tsing Hua University, Taiwan
Huang, Wei, PSG Design Center, USA
Hui, David, University of New Orleans, USA
Jaffrezic-Renault, Nicole, Ecole Centrale de Lyon, France
James, Daniel, Griffith University, Australia
Janting, Jakob, DELTA Danish Electronics, Denmark
Jiang, Liudi, University of Southampton, UK
Jiang, Wei, University of Virginia, USA
Jiao, Zheng, Shanghai University, China
John, Joachim, IMEC, Belgium
Kalach, Andrew, Voronezh Institute of Ministry of Interior, Russia
Kang, Moonho, Sunmoon University, Korea South
Kaniusas, Eugenijus, Vienna University of Technology, Austria
Katake, Anup, Texas A&M University, USA
Kausel, Wilfried, University of Music, Vienna, Austria
Kavasoglu, Nese, Mugla University, Turkey
Ke, Cathy, Tyndall National Institute, Ireland
Khelfaoui, Rachid, Université de Bechar, Algeria
Khan, Asif, Aligarh Muslim University, Aligarh, India
Kim, Min Young, Kyungpook National University, Korea South
Ko, Sang Choon, Electronics. and Telecom. Research Inst., Korea South
Kotulska, Malgorzata, Wroclaw University of Technology, Poland
Kockar, Hakan, Balikesir University, Turkey

Kong, Ing, RMIT University, Australia
Kratz, Henrik, Uppsala University, Sweden
Krishnamoorthy, Ganesh, University of Texas at Austin, USA
Kumar, Arun, University of Delaware, Newark, USA
Kumar, Subodh, National Physical Laboratory, India
Kung, Chih-Hsien, Chang-Jung Christian University, Taiwan
Lacnjevac, Caslav, University of Belgrade, Serbia
Lay-Ekuakille, Aime, University of Lecce, Italy
Lee, Jang Myung, Pusan National University, Korea South
Lee, Jun Su, Amkor Technology, Inc. South Korea
Lei, Hua, National Starch and Chemical Company, USA
Li, Fengyuan (Thomas), Purdue University, USA
Li, Genxi, Nanjing University, China
Li, Hui, Shanghai Jiaotong University, China
Li, Xian-Fang, Central South University, China
Li, Yuefa, Wayne State University, USA
Liang, Yuanchang, University of Washington, USA
Liawruangrath, Saisunee, Chiang Mai University, Thailand
Liew, Kim Meow, City University of Hong Kong, Hong Kong
Lin, Hermann, National Kaohsiung University, Taiwan
Lin, Paul, Cleveland State University, USA
Linderholm, Pontus, EPFL - Microsystems Laboratory, Switzerland
Liu, Aihua, University of Oklahoma, USA
Liu Changgeng, Louisiana State University, USA
Liu, Cheng-Hsien, National Tsing Hua University, Taiwan
Liu, Songqin, Southeast University, China
Lodeiro, Carlos, University of Vigo, Spain
Lorenzo, Maria Encarnacio, Universidad Autonoma de Madrid, Spain
Lukaszewicz, Jerzy Pawel, Nicholas Copernicus University, Poland
Ma, Zhanfang, Northeast Normal University, China
Majstorovic, Vidosav, University of Belgrade, Serbia
Malyshev, V.V., National Research Centre 'Kurchatov Institute', Russia
Marquez, Alfredo, Centro de Investigacion en Materiales Avanzados, Mexico
Matay, Ladislav, Slovak Academy of Sciences, Slovakia
Mathur, Prafull, National Physical Laboratory, India
Maurya, D.K., Institute of Materials Research and Engineering, Singapore
Mekid, Samir, University of Manchester, UK
Melnyk, Ivan, Photon Control Inc., Canada
Mendes, Paulo, University of Minho, Portugal
Mennell, Julie, Northumbria University, UK
Mi, Bin, Boston Scientific Corporation, USA
Minas, Graca, University of Minho, Portugal
Moghavvemi, Mahmoud, University of Malaya, Malaysia
Mohammadi, Mohammad-Reza, University of Cambridge, UK
Molina Flores, Esteban, Benemérita Universidad Autónoma de Puebla, Mexico
Moradi, Majid, University of Kerman, Iran
Morello, Rosario, University "Mediterranea" of Reggio Calabria, Italy
Mounir, Ben Ali, University of Sousse, Tunisia
Mrad, Nezih, Defence R&D, Canada
Mulla, Imtiaz Sirajuddin, National Chemical Laboratory, Pune, India
Nabok, Aleksey, Sheffield Hallam University, UK
Neelamegam, Periasamy, Sastra Deemed University, India
Neshkova, Milka, Bulgarian Academy of Sciences, Bulgaria
Oberhammer, Joachim, Royal Institute of Technology, Sweden
Ould Lahoucine, Cherif, University of Guelma, Algeria
Pamidighanta, Sayanu, Bharat Electronics Limited (BEL), India
Pan, Jisheng, Institute of Materials Research & Engineering, Singapore
Park, Joon-Shik, Korea Electronics Technology Institute, Korea South
Penza, Michele, ENEA C.R., Italy
Pereira, Jose Miguel, Instituto Politecnico de Seteбал, Portugal
Petsev, Dimitar, University of New Mexico, USA
Pogacnik, Lea, University of Ljubljana, Slovenia
Post, Michael, National Research Council, Canada
Prance, Robert, University of Sussex, UK
Prasad, Ambika, Gulbarga University, India
Prateepasen, Asa, Kingmoungut's University of Technology, Thailand
Pugno, Nicola M., Politecnico di Torino, Italy
Pullini, Daniele, Centro Ricerche FIAT, Italy
Pumera, Martin, National Institute for Materials Science, Japan
Radhakrishnan, S., National Chemical Laboratory, Pune, India
Rajanna, K., Indian Institute of Science, India
Ramadan, Qasem, Institute of Microelectronics, Singapore
Rao, Basuthkar, Tata Inst. of Fundamental Research, India
Raouf, Kosai, Joseph Fourier University of Grenoble, France
Rastogi Shiva, K., University of Idaho, USA
Reig, Candid, University of Valencia, Spain
Restivo, Maria Teresa, University of Porto, Portugal
Robert, Michel, University Henri Poincare, France
Rezazadeh, Ghader, Urmia University, Iran
Royo, Santiago, Universitat Politècnica de Catalunya, Spain
Rodriguez, Angel, Universidad Politécnica de Cataluña, Spain
Rothberg, Steve, Loughborough University, UK
Sadana, Ajit, University of Mississippi, USA
Sadeghian Marnani, Hamed, TU Delft, The Netherlands
Sapozhnikova, Ksenia, D.I.Mendeleyev Institute for Metrology, Russia
Sandacci, Serghei, Sensor Technology Ltd., UK
Saxena, Vibha, Bhabha Atomic Research Centre, Mumbai, India
Schneider, John K., Ultra-Scan Corporation, USA
Sengupta, Deepak, Advance Bio-Photonics, India
Seif, Selemeni, Alabama A & M University, USA
Seifter, Achim, Los Alamos National Laboratory, USA
Shah, Kriyang, La Trobe University, Australia
Sankarraj, Anand, Detector Electronics Corp., USA
Silva Girao, Pedro, Technical University of Lisbon, Portugal
Singh, V. R., National Physical Laboratory, India
Slomovitz, Daniel, UTE, Uruguay
Smith, Martin, Open University, UK
Soleymanpour, Ahmad, Damghan Basic Science University, Iran
Somani, Prakash R., Centre for Materials for Electronics Technol., India
Sridharan, M., Sastra University, India
Srinivas, Talabattula, Indian Institute of Science, Bangalore, India
Srivastava, Arvind K., NanoSonix Inc., USA
Stefan-van Staden, Raluca-Ioana, University of Pretoria, South Africa
Stefanescu, Dan Mihai, Romanian Measurement Society, Romania
Sumriddetchka, Sarun, National Electronics and Computer Technology Center, Thailand
Sun, Chengliang, Polytechnic University, Hong-Kong
Sun, Dongming, Jilin University, China
Sun, Junhua, Beijing University of Aeronautics and Astronautics, China
Sun, Zhiqiang, Central South University, China
Suri, C. Raman, Institute of Microbial Technology, India
Sysoev, Victor, Saratov State Technical University, Russia
Szewczyk, Roman, Industrial Research Inst. for Automation and Measurement, Poland
Tan, Ooi Kiang, Nanyang Technological University, Singapore
Tang, Dianping, Southwest University, China
Tang, Jaw-Luen, National Chung Cheng University, Taiwan
Teker, Kasif, Frostburg State University, USA
Thirunavukkarasu, I., Manipal University Karnataka, India
Thumbavanam Pad, Kartik, Carnegie Mellon University, USA
Tian, Gui Yun, University of Newcastle, UK
Tsiantos, Vassilios, Technological Educational Institute of Kaval, Greece
Tsigara, Anna, National Hellenic Research Foundation, Greece
Twomey, Karen, University College Cork, Ireland
Valente, Antonio, University, Vila Real, - U.T.A.D., Portugal
Vanga, Raghav Rao, Summit Technology Services, Inc., USA
Vaseashta, Ashok, Marshall University, USA
Vazquez, Carmen, Carlos III University in Madrid, Spain
Vieira, Manuela, Instituto Superior de Engenharia de Lisboa, Portugal
Vigna, Benedetto, STMicroelectronics, Italy
Vrba, Radimir, Brno University of Technology, Czech Republic
Wandelt, Barbara, Technical University of Lodz, Poland
Wang, Jiangping, Xi'an Shiyou University, China
Wang, Kedong, Beihang University, China
Wang, Liang, Pacific Northwest National Laboratory, USA
Wang, Mi, University of Leeds, UK
Wang, Shinn-Fwu, Ching Yun University, Taiwan
Wang, Wei-Chih, University of Washington, USA
Wang, Wensheng, University of Pennsylvania, USA
Watson, Steven, Center for NanoSpace Technologies Inc., USA
Weiping, Yan, Dalian University of Technology, China
Wells, Stephen, Southern Company Services, USA
Wolkenberg, Andrzej, Institute of Electron Technology, Poland
Woods, R. Clive, Louisiana State University, USA
Wu, DerHo, National Pingtung Univ. of Science and Technology, Taiwan
Wu, Zhaoyang, Hunan University, China
Xiu Tao, Ge, Chuzhou University, China
Xu, Lisheng, The Chinese University of Hong Kong, Hong Kong
Xu, Sen, Drexel University, USA
Xu, Tao, University of California, Irvine, USA
Yang, Dongfang, National Research Council, Canada
Yang, Shuang-Hua, Loughborough University, UK
Yang, Wuqiang, The University of Manchester, UK
Yang, Xiaoling, University of Georgia, Athens, GA, USA
Yaping Dan, Harvard University, USA
Ymeti, Aurel, University of Twente, Netherlands
Yong Zhao, Northeastern University, China
Yu, Haihu, Wuhan University of Technology, China
Yuan, Yong, Massey University, New Zealand
Yufra Garcia, Alberto, Seville University, Spain
Zakaria, Zulkarnay, University Malaysia Perlis, Malaysia
Zagnoni, Michele, University of Southampton, UK
Zamani, Cyrus, Universitat de Barcelona, Spain
Zeni, Luigi, Second University of Naples, Italy
Zhang, Minglong, Shanghai University, China
Zhang, Quintao, University of California at Berkeley, USA
Zhang, Weiping, Shanghai Jiao Tong University, China
Zhang, Wenming, Shanghai Jiao Tong University, China
Zhang, Xueji, World Precision Instruments, Inc., USA
Zhong, Haoxiang, Henan Normal University, China
Zhu, Qing, Fujifilm Dimatix, Inc., USA
Zorzano, Luis, Universidad de La Rioja, Spain
Zourob, Mohammed, University of Cambridge, UK

Contents

Volume 14-1
Special Issue
March 2012

www.sensorsportal.com

ISSN 1726-5479

Research Articles

Physical and Chemical Sensors & Wireless Sensor Networks (Foreword) <i>Sergey Y. Yurish, Petre Dini</i>	I
From Smart to Intelligent Sensors: A Case Study <i>Vincenzo Di Lecce, Marco Calabrese</i>	1
Smart Optoelectronic Sensors and Intelligent Sensor Systems <i>Sergey Y. Yurish</i>	18
Accelerometer and Magnetometer Based Gyroscope Emulation on Smart Sensor for a Virtual Reality Application <i>Baptiste Delporte, Laurent Perroton, Thierry Grandpierre and Jacques Trichet</i>	32
Top-Level Simulation of a Smart-Bolometer Using VHDL Modeling <i>Matthieu Denoual and Patrick Attia</i>	48
A Novel Liquid Level Sensor Design Using Laser Optics Technology <i>Mehmet Emre Erdem and Doğan Güneş</i>	65
Recognition of Simple Gestures Using a PIR Sensor Array <i>Piotr Wojtczuk, Alistair Armitage, T. David Binnie, Tim Chamberlain</i>	83
Sinusoidal Calibration of Force Transducers Using Electrodynamical Shaker Systems <i>Christian Schlegel, Gabriela Kiekenap, Bernd Glöckner, Rolf Kümme</i>	95
Experimental Validation of a Sensor Monitoring Ice Formation over a Road Surface <i>Amedeo Troiano, Eros Pasero, Luca Mesin</i>	112
Acoustic Emission Sensing of Structures under Stretch <i>Irinela Chilibon, Marian Mogildea, George Mogildea</i>	122
Differential Search Coils Based Magnetometers: Conditioning, Magnetic Sensitivity, Spatial Resolution <i>Timofeeva Maria, Allegre Gilles, Robbes Didier, Flament Stéphane</i>	134
Silicon Photomultipliers: Dark Current and its Statistical Spread <i>Roberto Pagano, Sebania Libertino, Giusy Valvo, Alfio Russo, Delfo Nunzio Sanfilippo, Giovanni Condorelli, Clarice Di Martino, Beatrice Carbone, Giorgio Fallica and Salvatore Lombardo</i>	151
An Integrated Multimodal Sensor for the On-site Monitoring of the Water Content and Nutrient Concentration of Soil by Measuring the Phase and Electrical Conductivity <i>Masato Futagawa, Md. Iqramul Hussain, Keita Kamado, Fumihiro Dasai, Makoto Ishida, Kazuaki Sawada</i>	160
Design and Evaluation of Impedance Based Sensors for Micro-condensation Measurement under Field and Climate Chamber Conditions <i>Geert Brokmann, Michael Hintz, Barbara March and Arndt Steinke</i>	174

A Parallel Sensing Technique for Automatic Bilayer Lipid Membrane Arrays Monitoring <i>Michele Rossi, Federico Thei and Marco Tartagni</i>	185
Development of Acoustic Devices Functionalized with Cobalt Corroles or Metalloporphyrines for the Detection of Carbon Monoxide at Low Concentration <i>Meddy Vanotti, Virginie Blondeau-Patissier, David Rabus, Jean-Yves Rauch, Jean-Michel Barbe, Sylvain Ballandras</i>	197
Group IV Materials for High Performance Methane Sensing in Novel Slot Optical Waveguides at 2.883 μm and 3.39 μm <i>Vittorio M. N. Passaro, Benedetto Troia and Francesco De Leonardis</i>	212
The Impact of High Dielectric Permittivity on SOI Double-Gate Mosfet Using Nextnano Simulator <i>Samia Slimani, Bouaza Djellouli</i>	231
A Novel Sensor for VOCs Using Nanostructured ZnO and MEMS Technologies <i>H. J. Pandya, Sudhir Chandra and A. L. Vyas</i>	244
$\text{La}_{0.7}\text{Sr}_{0.3}\text{MnO}_3$ Thin Films for Magnetic and Temperature Sensors at Room Temperature <i>Sheng Wu, Dalal Fadil, Shuang Liu, Ammar Aryan, Benoît Renault, Jean-Marc Routoure, Bruno Guillet, Stéphane Flament, Pierre Langlois and Laurence Méchin</i>	253
Cell-Culture Real Time Monitoring Based on Bio-Impedance Measurements <i>Paula Daza, Daniel Cañete, Alberto Olmo, Juan A. García and Alberto Yúfera</i>	266

Authors are encouraged to submit article in MS Word (doc) and Acrobat (pdf) formats by e-mail: editor@sensorsportal.com
Please visit journal's webpage with preparation instructions: <http://www.sensorsportal.com/HTML/DIGEST/Submission.htm>

International Frequency Sensor Association (IFSA).

BioMEMS 2010

Yole's BioMEMS report 2010-2015

IFSA offers
a SPECIAL PRICE

Microsystems Devices Driving Healthcare Applications

The BioMEMS 2010 report is a robust analysis of the Micro Devices with the most advances to develop solutions for vital bio-medical applications. The devices considered are:

Pressure sensors	Microfluidic chips
Silicon microphones	Microdispensers for drug delivery
Accelerometers	Flow meters
Gyroscopes	Infrared temperature sensors
Optical MeMs and image sensors	Emerging MeMs (rfID, strain sensors, energy harvesting)

Also addressed are the regulation aspects for medical device development.

<http://www.sensorsportal.com/HTML/BioMEMS.htm>



The 3rd International Conference on Sensor Device Technologies and Applications



SENSORDEVICES 2012

19 - 24 August 2012 - Rome, Italy

Deadline for papers: 5 April 2012



Tracks: Sensor devices - Ultrasonic and Piezosensors - Photonics - Infrared - Geosensors - Sensor device technologies - Sensors signal conditioning and interfacing circuits - Medical devices and sensors applications - Sensors domain-oriented devices, technologies, and applications - Sensor-based localization and tracking technologies

<http://www.iaria.org/conferences2012/SENSORDEVICES12.html>

The 6th International Conference on Sensor Technologies and Applications



SENSORCOMM 2012

19 - 24 August 2012 - Rome, Italy

Deadline for papers: 5 April 2012



Tracks: Architectures, protocols and algorithms of sensor networks - Energy, management and control of sensor networks - Resource allocation, services, QoS and fault tolerance in sensor networks - Performance, simulation and modelling of sensor networks - Security and monitoring of sensor networks - Sensor circuits and sensor devices - Radio issues in wireless sensor networks - Software, applications and programming of sensor networks - Data allocation and information in sensor networks - Deployments and implementations of sensor networks - Under water sensors and systems - Energy optimization in wireless sensor networks

<http://www.iaria.org/conferences2012/SENSORCOMM12.html>

The 5th International Conference on Advances in Circuits, Electronics and Micro-electronics



CENICS 2012

19 - 24 August 2012 - Rome, Italy

Deadline for papers: 5 April 2012



Tracks: Semiconductors and applications - Design, models and languages - Signal processing circuits - Arithmetic computational circuits - Microelectronics - Electronics technologies - Special circuits - Consumer electronics - Application-oriented electronics

<http://www.iaria.org/conferences2012/CENICS12.html>

Experimental Validation of a Sensor Monitoring Ice Formation over a Road Surface

Amedeo TROIANO, Eros PASERO, Luca MESIN

Dipartimento di Elettronica of Politecnico di Torino,

Corso Duca degli Abruzzi 24, Torino, 10129, Italy

Tel.: +39 011 5644103, fax: +39 011 5644103

E-mail: {amedeo.troiano, eros.pasero, luca.mesin} @polito.it

Received: 23 November 2011 /Accepted: 20 December 2011 /Published: 12 March 2012

Abstract: The reliable detection of ice over road surfaces is an important issue for reducing maintenance costs and improving traffic safety. An innovative capacitive sensor was developed to detect the presence of ice on its surface, and its repeatability, stability and reliability were assessed in simulations and experiments described in previous papers. The indications of the sensor are compared in this paper with the objective identification of ice formation or melting over a road surface in laboratory, under dynamic or stationary conditions, using tap water or a solution with 5 % of salt concentration. The sensor provides indications which are in line with the condition of the road surface, with a mean error in the identification of the time instants of ice-wet and wet-ice transitions lower than about 10 and 40 minutes in the case of tap water and salt water, respectively, both under different temperature gradients or in stationary conditions. Moreover, the indication provided by the sensor always anticipates the formation of ice over the road surface.

Copyright © 2012 IFSA.

Keywords: Ice detection, Road information system, Road pavement condition.

1. Introduction

Detection of ice formation found important applications in different fields. For instance, an adequate assessment of the conditions of road surfaces may enhance traffic safety [1]; detection of ice on the surface of the runway of airports can improve safety during take off and landing of the aircrafts [2]; finally, the detection of presence of ice on walkways may prevent people falls.

Different technologies were developed to detect ice, depending on the application. Some techniques put directly the sensor in contact with the surface over which ice may form, others allow for a remote sensing. Different sensors were developed exploiting different physical principles, e.g. concerning vibration [3], electro-optics [4], fiber-optics [5], radio frequency [6], micro-mechanics [7], ultrasounds [8], and inductive [9] effects.

To embed the sensors directly in the pavements is preferable to detect ice formation on the surface of a road or a runway. However, the previously indicated methods are not feasible for this application since they are not enough robust or they are based on indirect measurements. Thus, an innovative, low cost sensor was introduced in [10, 11] to detect water and ice on exposed surfaces, based on a capacitance measurement. The sensor was investigated by simulations and experiments, both in laboratory [12] and in the field [13, 14].

Reliability and repeatability of the estimates were investigated in laboratory conditions by comparing the instants in which ice formation and melting were identified by different sensors [11]. The sensors provided indications close to each other, with a spread of the time instants in which a state transition was identified in the order of a few minutes. However, the surface of the sensor is flat and very different from that of the road, which is a rough surface due to the bitumen. Moreover, the sensor blocks percolation of water, which is very important in determining the road surface conditions. Thus, the icing and melting processes on the sensor and on the surface of a road may have a deviation, which is difficult to predict. In order to address this issue, some sensors were embedded in the Turin Airport, with bitumen covering some of them [11, 13]. Nevertheless, the icing process over a bituminized sensor may be different from that of a road even if the two surfaces are the same, since percolation under them is different. Moreover, the indication of a bituminized sensor is still mediated by the sensor, so that it cannot be considered as an external reference. The METAR (METeorological Aerodrome Report) message of the Turin Airport was considered in [13] as an external, objective indication. Data were acquired for 10 months. Rain, fog, and snowfall events were highly correlated with the output of the sensors, but correlation with ice could not be assessed. In the same paper, the indications of the sensor were compared to those of a mathematical model of indirect ice prediction from meteorological data. Correlation was low and, trusting on the sensor indications, it was suggested that a precise prediction of ice formation should require an adaptive model which fits local weather data and ice formation on the specific road under consideration, instead of a simple general law. Thus, also the mathematical models proposed in the literature to relate meteorological variables to ice formation are not considered as reliable independent references to test the sensor.

This work is devoted to an objective test our sensor. Its indications are compared with the ice formation and melting over a road model placed in the same environmental conditions, controlled in laboratory. However, the road can be dirty by contaminants or de-icing material, thus the test was performed both using tap water and water containing salt in a percentage of 5% to wet the road model and the surface of the sensor.

2. Methods

2.1. Experimental Setup

The sensor described in [11] consists of a multi-frequency capacitance measurement system. The capacitance is related to the relative permittivity of the material placed over the sensor, which depends on temperature and measurement frequency [15], and on the geometrical configuration and dimensions of the electrodes. Fig. 1 shows the relation between the relative permittivity of air, water and ice, and the measurement frequency for specific values of temperature. Due to the variations of relative

permittivity with frequency, it is possible to distinguish between water, ice, and air by two capacitive measurements, at low (200 Hz) and high (20 MHz) frequency [11].

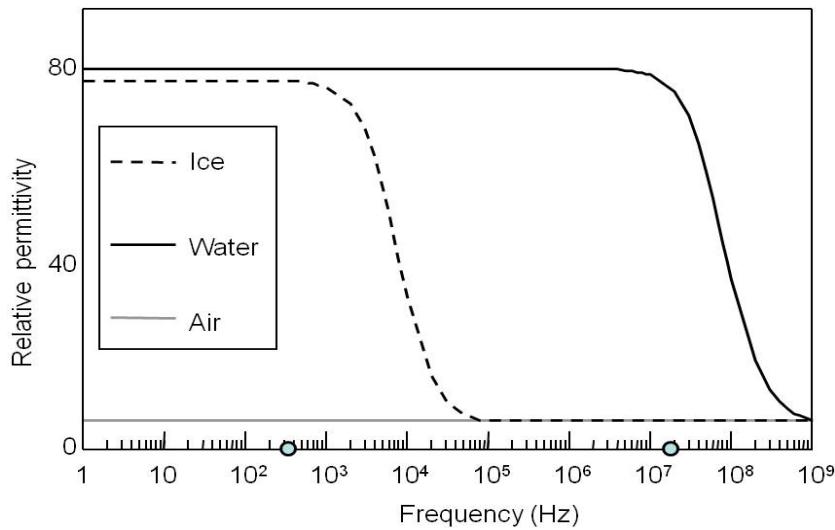


Fig. 1. Relative permittivity of air, water (at 25 °C), and ice (at -10 °C) as a function of frequency.

A picture of the sensor is shown in Fig. 2A. The capacitance is measured using a transfer charge circuit implemented on a printed circuit board using commercial available low power components. The sensing electrodes are directly implemented on a printed circuit board, with geometry and dimensions shown in Fig. 2B. The electrodes are directly connected to the capacitance measurement circuit. A layer 3 mm thick of Arnite was mounted over the sensor electrodes, for protection purposes. The device was included into a metallic box filled with resin, which protects the circuitry from infiltration of water or chemical agents. The only exposed parts are the Arnite covering the sensor (on the top) and the connector for the power supply of the circuitry and for the transmission of data to a personal computer. An automatic calibration procedure is included in the sensor to prevent error in the data due to parasitic capacitances.




Fig. 2. A) Picture of the sensor; B) Picture of the sensing part of the device, the two circular electrodes.

The road model was obtained using a road core with diameter of 30 cm and thickness of 20 cm, shown in Fig. 3. It does not contain the sensor and is constituted by three layers, with asphalt and concrete

with different granularity, allowing a good distribution of loads and a proper drain and filtration. The road core is a representation of the asphalt of the runways of the Turin-Caselle airport.




Fig. 3. Picture of the road model used for the experiments with an indication of the dimensions.

Experimental tests were executed inserting the sensors and the road core in a climatic chamber (Angelantoni - Challenge 250; temperature range for climatic test from -40°C to $+180^{\circ}\text{C}$), as shown in Fig. 4. Sensors were connected to a data acquisition system via the RS485 communication protocol, for the collection of the data. At the top of the climatic chamber, an USB webcam (Logitech - QuickCam Pro 9000; operative temperature range from -20°C to $+60^{\circ}\text{C}$) was inserted to acquire images from the road core in order to detect the formation of the ice over it. A PC was used to store images from the USB webcam and sensory data from the acquisition system using the RS232 protocol. Images and data were simultaneously acquired using a sampling frequency of 1 sample per minute.




Fig. 4. Picture of the experimental setup. Sensors and road core placed in the climatic chamber, together with an USB webcam to acquire images.

2.2. Experimental Protocol

In order to compare the indication of presence of ice provided by the sensor with the ice formation and melting over a road, experimental tests were performed applying the same environmental conditions to three sensors and to the road model, and evaluating the time instants in which phase changes were detected.

Two different experimental tests were performed, the first imposing a linear gradient of temperature, the second leaving the climatic chamber in static condition. Specifically, in the first test, the sensors and the road core were first introduced into the climatic chamber with a temperature of 25 °C, for approximately 10 minutes in order to wait that the indications of the sensor became stationary. Then, 1 mm of tap or salt water was placed over each sensor and at the centre of the road core. Different temperature gradients were applied and the time instants in which the sensors identified ice formation and the road core surface froze were investigated. Specifically, the climatic chamber was arranged to reach -20 °C with different temperature gradients equal to -0.25 °C/min, -0.5 °C/min, and -0.75 °C/min. During this period, the water froze. Once reached the minimum temperature of -20 °C, the climatic chamber kept stable conditions for approximately 10 minutes, and then it was arranged to reach 25 °C with opposite temperature gradient. During this period, the ice melted. The climatic chamber kept the temperature of 25 °C for approximately 10 minutes. Then, sensors and the road core were dried.

In the second test, sensors and road core were first placed in the climatic chamber. Then, the chamber was arranged to reach -10 °C with a temperature gradient of -1 °C/min. Once reached the temperature of -10 °C, the climatic chamber was arranged to keep stable conditions. One mm of tap or salt water was placed over each sensor and at the centre of the road core. After closing the chamber, the water placed over the sensors and the road core froze. Then, the climatic chamber was open at ambient conditions and the ice melted. Finally, sensors and the road core were dried. This experiment was repeated in three different days in order to investigate the repeatability of the data.

A representation of the two experiments is shown in Fig. 5.

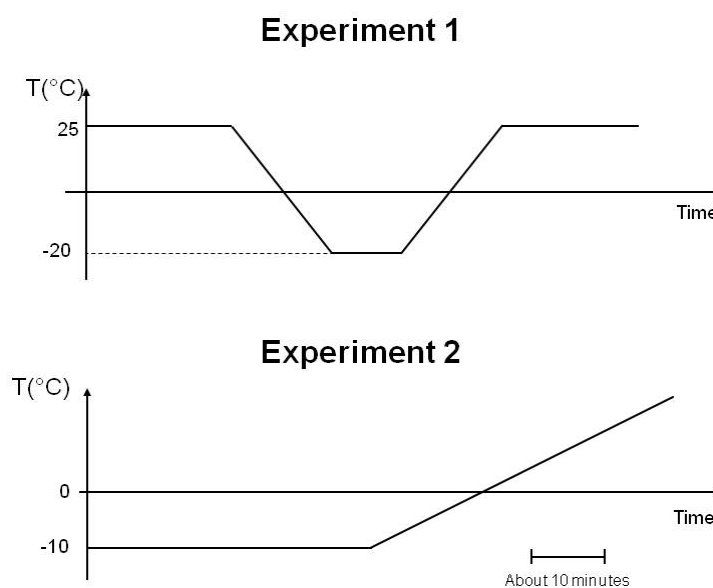


Fig. 5. Representation of the two experimental protocols.

These experiments were performed both using tap water and with a solution of water in which salt was added with a value of salinity of 5 %. Salinity was measured using a portable refractometer (RealOcean - PR-S1; salinity range from 0 to 100 %).

2.3. Analysis and Presentation of Results

To discriminate between the different possible states of the surface of the sensor (dry, wet, or icy), an algorithm was developed in [11] based on the measured capacitance values obtained at the two considered frequencies. Data were first digitally low-pass filtered (to reduce high frequency and instrumentation noise). From these data, jumps in the values of capacitance were associated to a variation of the state identified by the sensor (dry-wet, wet-icy, icy-wet, and wet-dry). Abrupt variations of the capacitance were identified based on the first time derivative of the data. A jump was considered significant if the first-order derivative was higher than a threshold value estimated during the calibration.

In this work, only the wet-icy and the icy-wet transitions were of interest. The time instants of state transitions were estimated for each sensor. They were compared to the time instants in which water over the road core started to ice or the ice started to melt. These instants were identified by visual inspection of the images captured by the camera.

3. Results

An example of data processing is shown in Fig. 6. The images captured by the camera allowed for the identification of the time instants in which water over the road core started to ice, or when ice started to melt are shown on the top. A synchronous detection of the sensor capacitance (one example is shown in the figure) indicates the formation or melting of ice over the sensor. Data from the camera and from the sensors were compared in terms of the time instants in which ice was formed or melted over the road core and those in which state transitions were identified by the sensors.

The results of the two experiments are shown in Fig. 7 for the tap water and in Fig. 8 for the salt water.

The time instants of formation and melting of ice for tap water are shown in Fig. 7 for the sensors and compared to those in which the same happened over the road model. The indication of the sensors is repeatable: in the first experiment, the standard deviation (STD) of identified transition instants is about 3 and 2 minutes for the wet-icy and icy-wet transition, respectively; for the second experiment, STD of the identified transition instants is about 4.5 and 2.5 minutes for the wet-icy and icy-wet transition, respectively. Moreover, their indications are in line with the formation or melting of ice over the road core: mean difference between the mean transition instants identified by the sensors and the actual time of state change of water over the road model was about 11 and 2.5 minutes, for the wet-icy and icy-wet transition, respectively, during the first experiment; for the second experiment, the mean difference was about 5 and 7 minutes for the wet-icy and icy-wet transition, respectively. There was always a negative bias between the indication of the sensors and the conditions of the road.

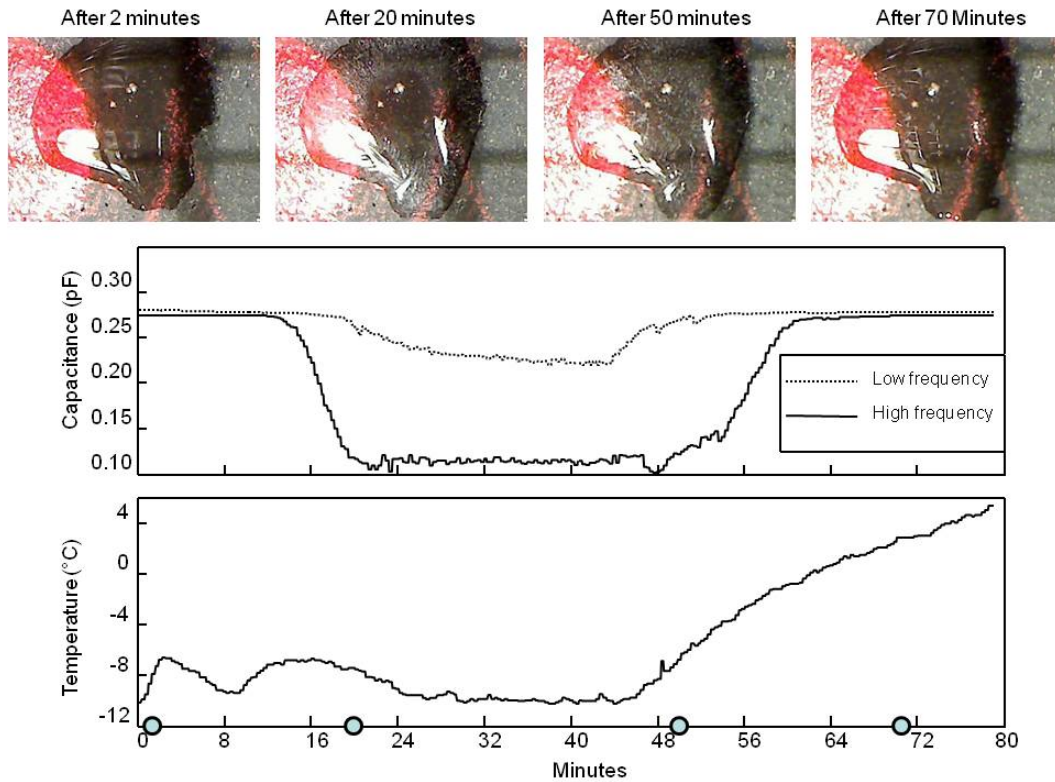


Fig. 6. Example of data processing during the second type of experiment. Images captured by the camera are shown on the top. On the bottom, the values of sensor capacitance and the temperature of the climatic chamber are depicted as functions of time. The four time instants for which images are shown are indicated by circles in the bottom panel.

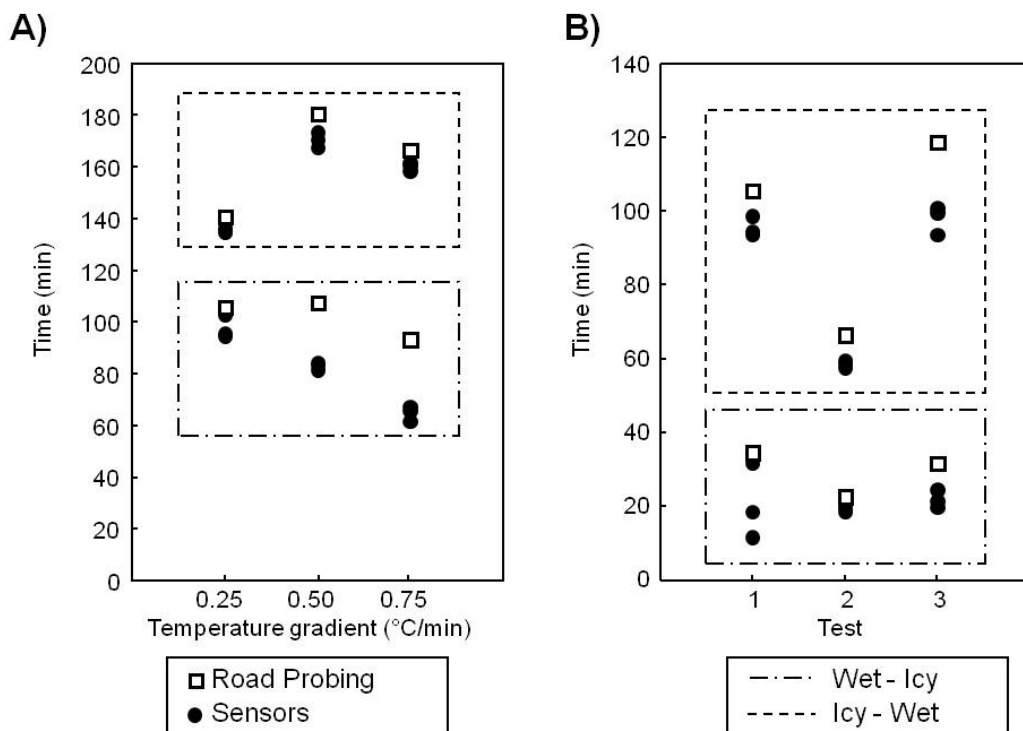


Fig. 7. Time instants in which ice formed or melted over the road core compared to the indications of the sensors in the case in which tap water was used: A) First experimental protocol, in which different gradients of temperature are applied; B) Second experimental protocol, in which stable conditions at -10 °C were maintained by the climatic chamber till water froze and then it was switch off and the door was opened till the ice melted.

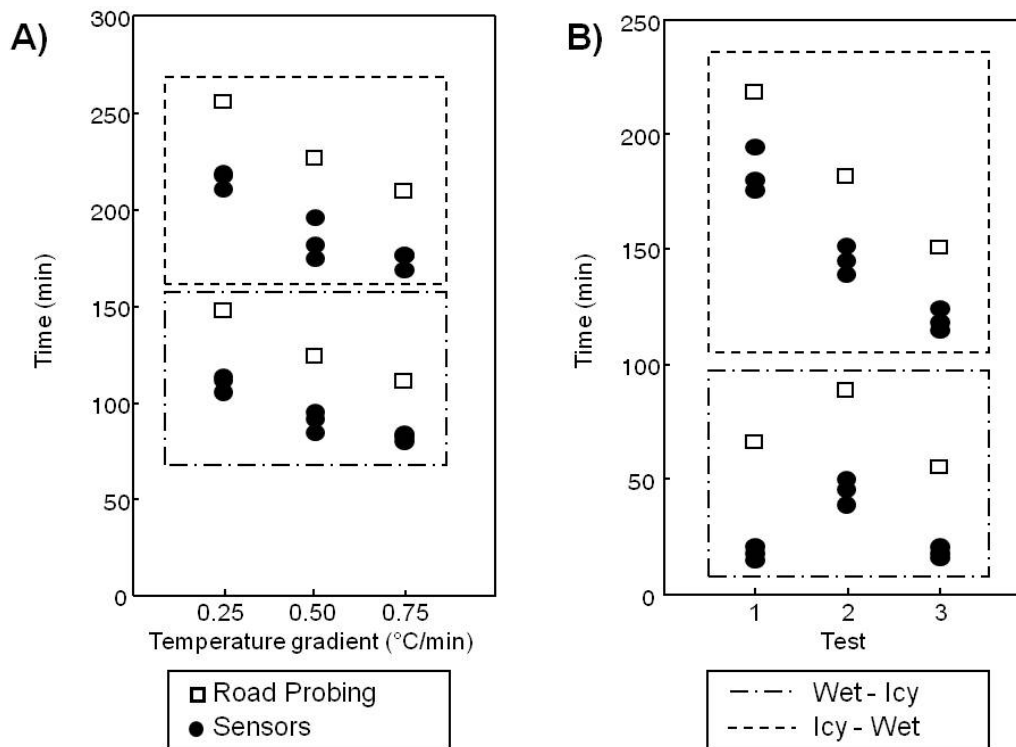


Fig. 8. Time instants in which ice formed or melted over the road core compared to the indications of the sensors in the case in which salt water was used: A) First experimental protocol (different gradients of temperature are applied); B) Second experimental protocol (water was frozen and then the door of the climatic chamber was opened till the ice melted).

The time instants of formation and melting of ice are shown in Fig. 8 for the experiments with salt water at 5% of salinity. Again, the indication of the sensors is repeatable, even if the range of time instant in which the state transition was identified is larger than in the case of tap water: indeed, in the first experiment, the STD of identified transition instants is about 5 and 10 minutes for the wet-icy and icy-wet transition, respectively; for the second experiment, STD of the identified transition instants is about 6 and 10 minutes for the wet-icy and icy-wet transition, respectively. Moreover, their indications are in line with the formation or melting of ice over the road core: mean difference between the mean transition instants identified by the sensors and the actual time of state change of water over the road model was about 33 and 43 minutes, for the wet-icy and icy-wet transition, respectively, during the first experiment; for the second experiment, the mean difference was about 45 and 33 minutes for the wet-icy and icy-wet transition, respectively. Also in the case of salt water, the indication of the sensors anticipated the conditions of the road.

4. Discussion

A low cost capacitive sensor for the estimation of road condition was developed to support information systems assuring security and efficient maintenance of roads or airports during winter. Performances of the sensor were investigated in simulations, laboratory, and in the field by the authors in previous papers, which indicated that the dry and wet condition was reliably identified. Reliability of ice detection could only be assessed in the laboratory and only considering the spread of the indications of different sensors placed in the same conditions. An external reference was needed to check the reliability of ice detection in the field.

In this paper, repeatability and reliability of the estimates provided by the ice sensor are investigated

comparing the time instants in which water froze over a road core with those indicated by different sensors. Controlling the surface of a road model placed in the same environmental conditions of a sensor is considered as an objective way to validate its reliability. This objective validation was still lacking, even if much information on the sensor was already gathered, indicating its reliability and repeatability in identifying dry and wet conditions [10-14, 16]. Moreover, previous studies supported also the capability of the sensor to recognize when its surface was icy [10, 12], but the goal is to identify icy conditions of a road, which has a surface which is different from that of the sensor.

Here, both tap water and salt water were used to wet the road core and the sensors. When considering tap water, repeatability was satisfied, as different sensors provided the same indication with time delay of a few minutes (in line with [11]). Spread of the wet-icy transitions was larger than in the case of icy-wet transition (see [11] for discussion about this result). The reliability of the estimates was also satisfied, as the delay between the state changes identified by the sensors and those obtained over the road were reasonably low (lower than about 10 minutes in all experiments considered). In the case of salt water, the spread of the wet-icy transitions was again larger than in the case of icy-wet transition, as in the case of tap water. In general, the spread of the estimations was larger using salt water than performing the same experiment using tap water. Indeed, temperature should be lowered below zero to freeze salt water. This requires longer times in the climatic chamber (as indicated in Figs. 7 and 8). In such conditions in which the temporal scale is dilated with respect to the case of tap water, small differences between sensors (quantity and distribution of water over their surface or salt concentration) are reflected in a larger spread of the indication of the sensors.

It is worth noticing that there is a consistent deviation between the indications of the sensor and what happens over the road core: the indications of the sensor anticipate the road conditions (of a few minutes, both in case of tap water and salt water, as stated before). Ice forms before over the sensor, due to the smooth surface of the sensor, which facilitates the formation of ice crystals on it than over the road. Moreover, ice melts before over the sensor than over the road core: this is probably due to the low power consumption of the electronics, which warms the surface of the sensor. Nevertheless, caution is recommended before exploiting this deviation in order to predict road surface conditions, as the time delay surely depends on the specific weather conditions.

5. Conclusions

This paper is devoted to the use of an external reference to check the reliability of ice detection over a road. The states of the road were identified precisely by the sensor, indicating its feasibility for road condition monitoring, especially during winter. This implies that the sensor could support road information systems for security and maintenance purposes. Possible additional applications of the sensor, still to be assessed, are ice forecasting or identification of different liquid solutions.

Acknowledgements

This work was sponsored by the national projects AWIS (Airport Winter Information System) and ITACA (Innovazione Tecnologica, Automazione e nuovi Controlli Analitici per migliorare la qualità e la sicurezza dei prodotti alimentari piemontesi), both funded by Piedmont Authority, Italy.

References

- [1]. N. S. T. Lee, H. A. Karimi, and E. J. Krakiwsky, Road information systems: impact of geographic information systems technology to automatic vehicle navigation and guidance, in *Proceedings of the*

Conference on Vehicle Navigation and Information Systems, Toronto, Canada, 11-13 September 1989, pp. 347-352.

- [2]. E. Pasero, W. Moniaci, and G. Raimondo, AWIS: an Airport Winter Information System, in *Proceedings of the XIV Standing International Road Weather Commission (SIRWEC' 08)*, Prague, Czech Republic, 2008.
- [3]. C. Barre, D. Lapeyronnie, and G. Salaun, Ice detection assembly installed on an aircraft, *U. S. Patent*, 7000871, 21 February, 2006.
- [4]. M. Anderson, Electro-optic ice detection device, *U. S. Patent*, 6425286, 30 July 2002.
- [5]. L. Wei, Z. Jie, Y. Lin, and Z. Hong, A fiber-optic solution to aircraft icing detection and measurement problem, in *Proceedings of the International Conference on Information Technology and Computer Science (ITCS' 09)*, Kiev, Ukraine, 2009.
- [6]. J. T. Abaunza, Aircraft icing sensors, *U. S. Patent*, 5772153, 30 July 1998.
- [7]. R. DeAnna, Ice detection sensor, *U. S. Patent*, 5886256, 23 March 1999.
- [8]. H. Gao and J. L. Rose, Ice detection and classification on an aircraft wing with ultrasonic shear horizontal guided waves, *IEEE Trans. Ultrason., Ferroelectr., Freq. Control*, Vol. 56, Issue 2, 2009, pp. 334-344.
- [9]. H. Lee and B. Seegmiller, Ice detector and deicing fluid effectiveness monitoring system, *U. S. Patent*, 5523959, 4 June 1996.
- [10]. A. Troiano, E. Pasero, and L. Mesin, A Road Ice Sensor, *Emerging Technology*, Shah Miah, InTech, in press.
- [11]. A. Troiano, E. Pasero, and L. Mesin, New System for Detecting Road Ice Formation, *IEEE Trans. on Instr. and Meas.*, Vol. 60, Issue 3, 2011, pp. 1091-1101.
- [12]. A. Troiano, E. Pasero, and L. Mesin, An innovative water and ice detection system for road and runway surfaces monitoring, in *Proceedings of the Conference on Ph. D. Research in Microelectronics & Electronics (PRIME' 2010)*, Berlin, Germany, 2010.
- [13]. A. Troiano, E. Pasero, and L. Mesin, In the Field Application of a New Sensor for Monitoring Road and Runway Surfaces, *Sensors & Transducers*, Vol. 10, 2011, pp. 71-83.
- [14]. L. Mesin, A. Troiano, and E. Pasero, In Field Application of an Innovative Sensor for Monitoring Road and Runway Surfaces, in *Proceedings of the International Conference on Sensor Device Technologies and Applications (SENSORDEVICES' 2010)*, Venice, Italy, 2010.
- [15]. A. Von Hippel, The dielectric relaxation spectra of water, ice, and aqueous solutions, and their interpretation: critical survey of the status-quo for water, *IEEE Trans. on Elec. Insul.*, Vol. 23, Issue 5, 1988, pp. 801-840.
- [16]. A. Troiano, E. Pasero, and L. Mesin, Detection of Ice Formation over a Road Surface, in *Proceedings of the International Conference on Sensor Device Technologies and Applications (SENSORDEVICES' 2011)*, Nice/Saint Laurent du Var, France, 2011.

2012 Copyright ©, International Frequency Sensor Association (IFSA). All rights reserved.
(<http://www.sensorsportal.com>)

Trends in MEMS Manufacturing & Packaging

TECHNOLOGY REPORT - JANUARY 2011

**IFSA offers
a SPECIAL PRICE**

The objective of this report is to provide an understanding of current challenges of MEMS manufacturing, packaging & materials. For each MEMS manufacturing step, bottlenecks and challenges will be highlighted. It is a 350+ slide report.

http://www.sensorsportal.com/HTML/Trends_in_MEMS.htm



Guide for Contributors

Aims and Scope

Sensors & Transducers Journal (ISSN 1726-5479) provides an advanced forum for the science and technology of physical, chemical sensors and biosensors. It publishes state-of-the-art reviews, regular research and application specific papers, short notes, letters to Editor and sensors related books reviews as well as academic, practical and commercial information of interest to its readership. Because of it is a peer reviewed international journal, papers rapidly published in *Sensors & Transducers Journal* will receive a very high publicity. The journal is published monthly as twelve issues per year by International Frequency Sensor Association (IFSA). In addition, some special sponsored and conference issues published annually. *Sensors & Transducers Journal* is indexed and abstracted very quickly by Chemical Abstracts, IndexCopernicus Journals Master List, Open J-Gate, Google Scholar, etc. Since 2011 the journal is covered and indexed (including a Scopus, Embase, Engineering Village and Reaxys) in Elsevier products.

Topics Covered

Contributions are invited on all aspects of research, development and application of the science and technology of sensors, transducers and sensor instrumentations. Topics include, but are not restricted to:

- Physical, chemical and biosensors;
- Digital, frequency, period, duty-cycle, time interval, PWM, pulse number output sensors and transducers;
- Theory, principles, effects, design, standardization and modeling;
- Smart sensors and systems;
- Sensor instrumentation;
- Virtual instruments;
- Sensors interfaces, buses and networks;
- Signal processing;
- Frequency (period, duty-cycle)-to-digital converters, ADC;
- Technologies and materials;
- Nanosensors;
- Microsystems;
- Applications.

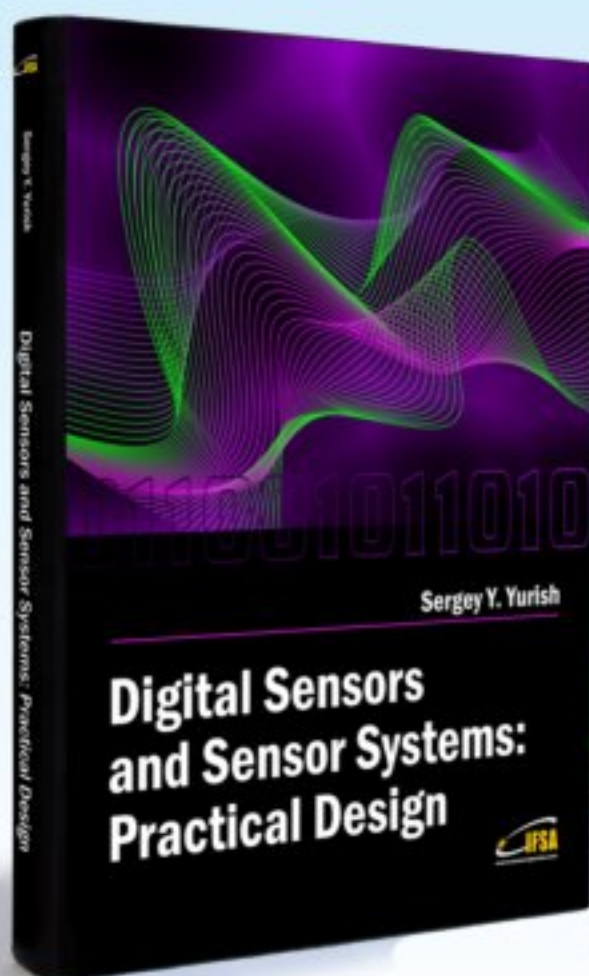
Submission of papers

Articles should be written in English. Authors are invited to submit by e-mail editor@sensorsportal.com 8-14 pages article (including abstract, illustrations (color or grayscale), photos and references) in both: MS Word (doc) and Acrobat (pdf) formats. Detailed preparation instructions, paper example and template of manuscript are available from the journal's webpage: <http://www.sensorsportal.com/HTML/DIGEST/Submission.htm> Authors must follow the instructions strictly when submitting their manuscripts.

Advertising Information

Advertising orders and enquires may be sent to sales@sensorsportal.com Please download also our media kit: http://www.sensorsportal.com/DOWNLOADS/Media_Kit_2012.pdf

Digital Sensors and Sensor Systems: Practical Design will greatly benefit undergraduate and at PhD students, engineers, scientists and researchers in both industry and academia. It is especially suited as a reference guide for practitioners, working for Original Equipment Manufacturers (OEM) electronics market (electronics/hardware), sensor industry, and using commercial-off-the-shelf components, as well as anyone facing new challenges in technologies, and those involved in the design and creation of new digital sensors and sensor systems, including smart and/or intelligent sensors for physical or chemical, electrical or non-electrical quantities.



"It is an outstanding and most completed practical guide about how to deal with frequency, period, duty-cycle, time interval, pulse width modulated, phase-shift and pulse number output sensors and transducers and quickly create various low-cost digital sensors and sensor systems ..." (from a review)

Order online:

http://www.sensorsportal.com/HTML/BOOKSTORE/Digital_Sensors.htm



www.sensorsportal.com