

A generalized drift-diffusion model for rectifying Schottky contact simulation

*Original*

A generalized drift-diffusion model for rectifying Schottky contact simulation / Traversa, F. L.; Bertazzi, Francesco; Bonani, Fabrizio; DONATI GUERRIERI, Simona; Ghione, Giovanni; Pèrez, S.; Mateos, J.; González, T.. - In: IEEE TRANSACTIONS ON ELECTRON DEVICES. - ISSN 0018-9383. - STAMPA. - ED-57:(2010), pp. 1539-1547. [10.1109/TED.2010.2047909]

*Availability:*

This version is available at: 11583/2370559 since:

*Publisher:*

IEEE

*Published*

DOI:10.1109/TED.2010.2047909

*Terms of use:*

This article is made available under terms and conditions as specified in the corresponding bibliographic description in the repository

*Publisher copyright*

(Article begins on next page)

# A Generalized Drift-Diffusion Model for Rectifying Schottky Contact Simulation

Fabio Lorenzo Traversa, Francesco Bertazzi, Fabrizio Bonani, *Senior Member, IEEE*,  
 Simona Donati Guerrieri, *Member, IEEE*, Giovanni Ghione, *Fellow, IEEE*, Susana Pérez,  
 Javier Mateos, and Tomás González, *Senior Member, IEEE*

**Abstract**—We present a discussion on the modeling of Schottky barrier rectifying contacts (diodes) within the framework of partial-differential-equation-based physical simulations. We propose a physically consistent generalization of the drift-diffusion model to describe the boundary layer close to the Schottky barrier where thermionic emission leads to a non-Maxwellian carrier distribution, including a novel boundary condition at the contact. The modified drift-diffusion model is validated against Monte Carlo simulations of a GaAs device. The proposed model is in agreement with the Monte Carlo simulations not only in the current value but also in the spatial distributions of microscopic quantities like the electron velocity and concentration.

**Index Terms**—Schottky barriers, semiconductor device modeling.

## I. INTRODUCTION

THE PHYSICAL simulation of Schottky barrier contacts (SBCs) within the framework of partial differential equation (PDE)-based transport models (and neglecting tunneling effects) traditionally exploits boundary conditions (b.c.'s) derived from the thermionic emission and diffusion theory originally developed by Crowell and Sze [1], [2]. In addition to the jump in the surface potential accounting for the potential barrier at the Schottky contact [3] (which, if needed, may be modified to include image-force-lowering effects [4]), current conduction across the barrier on an  $n$ -type semiconductor is described by a b.c. on the (majority) carrier continuity equation, i.e.,

$$J = qv_{r0}(n - n_0) \quad (1)$$

Manuscript received October 9, 2009; revised March 23, 2010; accepted March 31, 2010. Date of publication May 10, 2010; date of current version June 23, 2010. This work was supported in part by the Joint Action 2005 “Kinetic and partial differential equations analysis of nonlinear noise in RF/microwave semiconductor devices” funded by the Italian and Spanish governments, by the Italian Ministry of University and Research under the PRIN 2006 project “Nonlinear models and design approaches for low-noise high dynamic range integrated radio systems,” by the Dirección General de Investigación (MEC, Spain) and FEDER through the project TEC2007-61259/MIC, and by the Consejería de Educación of the Junta de Castilla y León (Spain) under Project SA019A08 and Project GR270. The review of this paper was arranged by Editor C. McAndrew.

F. L. Traversa is with the Departament d'Enginyeria Electrònica, Universitat Autònoma de Barcelona, 08193 Bellaterra (Barcelona), Spain.

F. Bertazzi, F. Bonani, S. Donati Guerrieri, and G. Ghione are with the Dipartimento di Elettronica, Politecnico di Torino, 10129 Torino, Italy.

S. Pérez, J. Mateos, and T. González are with the Departamento de Física Aplicada, Universidad de Salamanca, 37008 Salamanca, Spain.

Color versions of one or more of the figures in this paper are available online at <http://ieeexplore.ieee.org>.

Digital Object Identifier 10.1109/TED.2010.2047909

where  $J$  is the total current density crossing the SBC,  $n$  is the electron concentration at the barrier,  $n_0$  is the equilibrium electron concentration at the barrier,  $v_{r0}$  is the surface recombination velocity, and  $q$  is the absolute value of the electron charge. Within this treatment, only majority carriers (here, electrons) contribute to the current across the SBC, while the minority carrier current is neglected.

The surface recombination velocity  $v_{r0}$  is evaluated in [1] assuming a Maxwellian velocity distribution  $f_M(v)$  at the contact and shown to be  $v_{r0} = v_{th}/4$ , where  $v_{th} = \sqrt{8k_B T / (\pi m^*)}$  is related to the mean thermal velocity ( $m^*$  is the electron effective mass,  $k_B$  is the Boltzmann constant, and  $T$  is the lattice temperature). The Maxwellian assumption becomes less accurate under far-from-equilibrium conditions, particularly in forward bias. Baccarani and Mazzone [5] calculated the distribution function with a Monte Carlo (MC) simulation in strong forward bias (near-flatband conditions), finding a semi-Maxwellian shape, which leads to a surface recombination velocity equal to  $2v_{r0} = v_{th}/2$  but, at the same time, to a carrier concentration at the barrier half of the value predicted by the thermionic-diffusion theory; for this reason, (1) for the current across the barrier still holds.

In forward bias, where the Maxwellian assumption breaks down, a modified approach to the definition of the b.c. exploits a bias-dependent surface recombination velocity. Several models have been proposed in the literature along this line [6]–[9]. All of them take the form

$$J = qv'_r(n - n_0) \quad (2)$$

where  $v'_r$  now depends on the SBC bias. All these models are characterized by a null  $v'_r$  in reverse bias, thus leading to an unrealistically null SBC reverse current.

In this paper, we propose a fully consistent treatment of an SBC and implement it within the framework of a drift-diffusion (DD) transport model. For the sake of simplicity, we neglect in the derivation the tunneling effect across the barrier: notice, however, that, according to the discussion in [2] and [10], thermionic and tunneling b.c.'s can independently be treated; therefore, the latter effect can readily be included into our model if necessary. Consistency is obtained in two steps: first, we derive a general expression of the contact current density (including the reverse component) based on a piecewise approximation of the distribution function consistent with the physics of carriers moving in opposite directions at the SBC, which, in turn, exhibit a different dependence on the applied

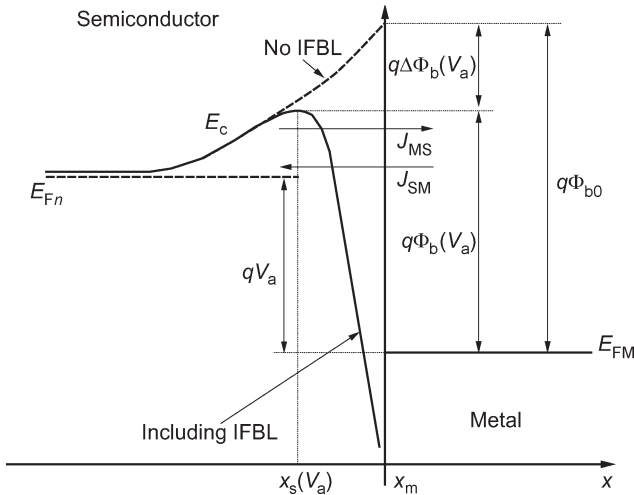


Fig. 1. Band diagram for an SBC on an  $n$ -type semiconductor in forward bias (metal is on the right, for  $x > x_m$ ).  $E_{Fn}$  and  $E_{FM}$  are the electron quasi-Fermi levels in the semiconductor and the metal, respectively.  $V_a$  is the bias applied to the metal with respect to the semiconductor,  $x_m$  is the position of the SBC (metallurgical junction), and  $x_s$  is the position of the peak value of the potential in the semiconductor: neglecting IFBL,  $x_s = x_m$ . Finally,  $q\Phi_{b0}$  is the zero-bias barrier height of the SBC, modified into  $q\Phi_b(V_a)$  if IFBL is considered.

bias; as a second step, we define a modified version of the DD equations in the neighborhood of the SBC to correctly implement the current derived in the first step, yielding a model that is valid in both reverse and forward bias. Such a feature is particularly important whenever the SBC works at zero dc bias and is therefore alternatively driven in forward and reverse conditions. Relevant applications are Schottky diodes for fast-switching power supplies and also RF and microwave applications such as resistive mixers and frequency multipliers. The modified DD transport model can easily be implemented into available simulators, since, with a proper formulation, it does not impact on the current density expression and therefore does not require modifications to the Scharfetter and Gummel [3] discretization scheme commonly employed in device modeling tools. This paper is structured as follows. The model is derived in Sections II and III and is validated against MC simulations carried out on a GaAs SBC [12] in Section IV. Finally, conclusions are drawn in Section V.

## II. TREATMENT OF THE SBC CURRENT

Let us consider a Schottky contact on an  $n$ -doped semiconductor, whose band diagram is shown in Fig. 1, where we have chosen to put the metal on the right side of the structure (i.e., for  $x > x_m$ , where  $x_m$  is the position of the metallurgical junction). For the sake of generality, we have also accounted for image force barrier lowering (IFBL): the position where the b.c. is to be derived is the abscissa  $x_s(V_a)$  of the peak of the potential distribution inside the semiconductor, where the energy barrier seen from the metal amounts to  $q\Phi_b(V_a)$ . Expressions for the applied bias dependence of  $x_s$  and  $q\Phi_b$  can be found, e.g., in [1] and [4]. Neglecting IFBL amounts to setting  $x_s = x_m$  and  $\Phi_b = \Phi_{b0}$  (the zero-bias value of the SBC barrier).

In the absence of tunneling currents, when the only possible mechanism of current flow through the contact is thermionic

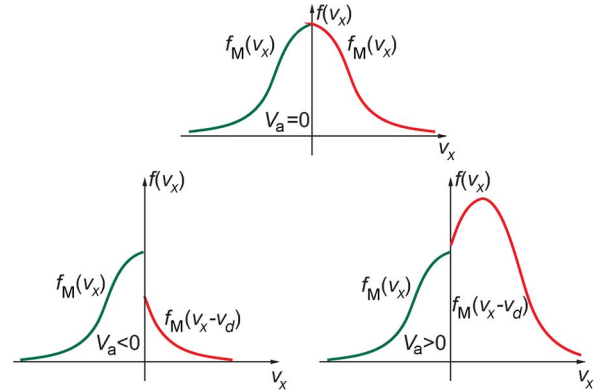


Fig. 2. Assumed piecewise shape of the distribution function at the contact.

emission over the barrier, the development of a physically correct b.c. at  $x = x_s$  requires the separate consideration of carriers moving in opposite directions. Indeed, the flow of electrons from the metal to the semiconductor at  $x = x_s$  ( $v_x < 0$ ) is nearly independent of the applied bias  $V_a$ , except for IFBL effects, since it is controlled by the Schottky barrier height  $\Phi_b$ . In contrast, the semiconductor-to-metal flow (electrons with  $v_x > 0$  at  $x = x_s$ ) is strongly modulated by  $V_a$ . As a consequence, both the density and velocity distribution of electrons moving in opposite directions exhibit a different dependence on the applied bias that must be accounted for to develop a proper b.c.

In order to introduce our approach, we first consider the thermionic-diffusion theory [4] (see also Fig. 1) and, in particular, the following carrier concentration, to which the metal-to-semiconductor current is proportional:

$$n'_0(x_s) = N_c \exp\left(-\frac{\Phi_b(V_a)}{V_T}\right) \quad (3)$$

where  $V_a$  is the applied bias (measured on the metal with respect to the semiconductor, and thus,  $V_a > 0$  in forward bias),  $N_c$  is the conduction band effective density of states,  $V_T = k_B T/q$  is the voltage equivalent of temperature. For further details, see [1] and [4].

Our treatment of the SBC is based on the following assumptions.

- 1) The electron distribution function at the contact (i.e., for  $x = x_s$ ) is represented by the piecewise approximation depicted in Fig. 2. We split the distribution function into two parts, corresponding to the two possible electron fluxes at the contact.
  - For electrons flowing from the metal to the semiconductor (i.e., for negative carrier velocities  $v_x < 0$ ), the distribution function is the left part of a centered Maxwellian  $f_M(v_x)$ , normalized to yield an electron density equal to  $n'_0(x_s)/2$ . If IFBL is neglected, this function is also independent of the applied bias  $V_a$ .
  - For electrons flowing from the semiconductor to the metal (i.e., for positive carrier velocities  $v_x > 0$ ), the distribution function is the right part of a drifted Maxwellian  $f_{DM}(v_x) = f_M(v_x - v_d)$ , normalized to yield an electron density equal to  $n(x_s) - n'_0(x_s)/2$ . As indicated in Fig. 2, the fraction of

$n(x_s)$  corresponding to carriers with  $v_x > 0$  is equal to/lower than/higher than that of carriers with  $v_x < 0$  for equilibrium/reverse/forward bias, respectively. The peak velocity  $v_d(V_a)$  (negative in reverse bias and positive for  $V_a > 0$ ) would correspond to the average velocity of the  $n(x_s)$  electrons if all of them were characterized by a drifted Maxwellian distribution function. Since the approximated distribution function for this part of the electron concentration is a drifted Maxwellian (although truncated to positive velocities) as in [6], the Adams and Tang [6] average velocity holds (see (8) below).

- 2) The electron distribution function in any point in the semiconductor sufficiently far away from the contact (i.e., for  $x < x_s - \delta x$ , where  $\delta x \approx 40 \sim 50$  nm, as discussed further on) is a drifted Maxwellian  $f_{DM}(v_x) = f_M(v_x - v_d)$  [9].
- 3) The metal–semiconductor current density component  $J_{MS}$  is associated to free electrons moving from the metal into the semiconductor due to thermionic emission. According to [1] and [4],  $J_{MS}$  depends on the height of the barrier only.

In the case of a strong-enough forward bias, the previously described model reproduces the so-called *absorbing b.c.* typically considered in MC simulations [12]. Under these conditions, when  $n(x_s) \gg n'_0(x_s)$ , the extremely low number of electrons injected by the metal into the semiconductor can be neglected as compared to those flowing through the SBC in the opposite direction, and the distribution function at  $x = x_s$  can be assumed to be a drifted Maxwellian truncated to positive velocities (i.e., taking a zero value for  $v_x < 0$ ). Thus, the contact acts just as an *absorber* of carriers.

In the general case, the total current density  $J$  entering the contact is expressed as the net sum of the currents due to electrons flowing from semiconductor to metal and vice versa, i.e.,

$$J = J_{SM} - J_{MS}. \quad (4)$$

A physically consistent definition of the current density corresponding to the electrons moving from the semiconductor to the metal  $J_{SM}$  (i.e., with  $v_x > 0$ ) can be obtained by means of the following considerations. The probability that an electron has, in  $x = x_s$ , a velocity component along the  $x$ -axis between  $v_x$  and  $v_x + dv_x$  is given by, according to assumption 1, the following:

$$\frac{f_M(v_x - v_d)dv_x}{\int_0^{+\infty} f_M(v_x - v_d)dv_x}. \quad (5)$$

This corresponds to a contribution to the current density

$$dJ_{SM} = q \left[ n(x_s) - \frac{n'_0(x_s)}{2} \right] v_x \frac{f_M(v_x - v_d)dv_x}{\int_0^{+\infty} f_M(v_x - v_d)dv_x} \quad (6)$$

therefore

$$J_{SM} = q \left[ n(x_s) - \frac{n'_0(x_s)}{2} \right] \frac{\int_0^{+\infty} v_x f_M(v_x - v_d)dv_x}{\int_0^{+\infty} f_M(v_x - v_d)dv_x}. \quad (7)$$

Notice that the integral ratio is the definition of surface recombination velocity exploited in [6]; thus

$$J_{SM} = q \left[ n(x_s) - \frac{n'_0(x_s)}{2} \right] v_{r,A} \quad (8)$$

where  $v_{r,A}$  is the Adams and Tang [6] average velocity, i.e.,

$$v_{r,A} = \frac{\int_0^{+\infty} v_x f_M(v_x - v_d)dv_x}{\int_0^{+\infty} f_M(v_x - v_d)dv_x}. \quad (9)$$

Since, in equilibrium,  $J = 0$  and  $v_d = 0$ , from (8), we find (notice that, in equilibrium,  $v_{r,A} = 2v_{r0}$ ; see [6])

$$J_{MS}|_{\text{equilibrium}} = J_{SM}|_{\text{equilibrium}} = q \frac{n_0(x_s)}{2} 2v_{r0} \quad (10)$$

in agreement with [5]. In (10),  $n_0(x_s)$  is the  $n'_0(x_s)$  calculated for  $V_a = 0$  [see (3)]. This allows estimating  $J_{MS}$  since, according to assumption 3, when out of equilibrium, we still use (10), apart from the effect of IFBL on the contact electron concentration [4] (and, therefore, on the reverse saturation current), i.e.,

$$J_{MS} = qn'_0(x_s)v_{r0}. \quad (11)$$

If IFBL is neglected,  $x_s = x_m$  and  $\Phi_b = \Phi_{b0}$  irrespective of bias (and, therefore, a bias-independent reverse saturation current is also obtained).

Using (8) and (11), we finally express the contact current as

$$J = q \left\{ \left[ n(x_s) - \frac{n'_0(x_s)}{2} \right] v_{r,A} - n'_0(x_s)v_{r0} \right\}. \quad (12)$$

### III. GENERALIZED DD MODEL

At first sight, the current density expression (12) appears to be directly implementable as a b.c. in moment-based models for carrier transport. In practice, this would amount to adding to the equations of the spatially discretized model a discretized version of (12), where the left-hand side (the total current density) is expressed as a function of the model unknowns (including, of course,  $n(x_s)$ ) according, e.g., to the DD transport model. Unfortunately, this approach would lead to inconsistent results, because of a subtle assumption on the carrier distribution function that is implicitly made in the DD model. As discussed, e.g., in [13], the DD model is actually compatible with a carrier distribution function that is a displaced Maxwellian in the entire device volume; this is, of course, in contrast with the piecewise shape of the distribution function we propose close to the Schottky contact. In fact, if the standard DD current expression was used in the left-hand side of (12), it would implicitly also include carriers with a negative velocity (i.e., moving from the metal to the semiconductor), thus resulting, for the same current level, into an electron density and velocity different from those actually present as a consequence of the b.c. derived from the piecewise distribution.

Following the previous remarks and expanding the analysis in [4], we propose a method to reformulate the DD transport model (by introducing in the DD equations an artificial electron

density) in such a way to make it compatible, in the neighborhood of the Schottky contact (i.e., for  $x_s - \delta x < x < x_s$ ), with a piecewise (non-Maxwellian) distribution that is continuously evolving into a shifted Maxwellian distribution ( $x \rightarrow x_s - \delta x$ ); this will allow (12) to be implemented as a b.c. in a consistent way.

We start by evaluating, at the SBC, the current density due to electrons flowing toward the metal according to a shifted Maxwellian approximation; this “modified-DD” semiconductor–metal current is expressed as

$$\begin{aligned} J_{\text{SM,DD}}(x_s) &= qn_{\text{DD}}(x_s) \frac{\int_0^{+\infty} v_x f_M(v_x - v_d) dv_x}{\int_{-\infty}^{+\infty} f_M(v_x - v_d) dv_x} \\ &= qn_{\text{DD}}(x_s) v_{r,S} \end{aligned} \quad (13)$$

where  $n_{\text{DD}}(x_s)$  is a “modified-DD” SBC electron density, and  $v_{r,S}$  is the surface recombination velocity proposed by Shibkov *et al.* [9], i.e.,

$$v_{r,S} = \frac{\int_0^{+\infty} v_x f_M(v_x - v_d) dv_x}{\int_{-\infty}^{+\infty} f_M(v_x - v_d) dv_x}. \quad (14)$$

Concerning the MS current, we assume that this is always given at the SBC by (11); from (4), we obtain the following “modified-DD” total SBC current expression:

$$J_{\text{DD}}(x_s) = qn_{\text{DD}}(x_s) v_{r,S} - qn'_0(x_s) v_{r0}. \quad (15)$$

Equating (12) and (15), we can readily relate the “modified-DD” SBC electron density  $n_{\text{DD}}(x_s)$  to the physical SBC electron density  $n(x_s)$  as follows. Let us define the coefficients

$$r_n = \frac{n(x_s)}{n_{\text{DD}}(x_s)} \quad r_{v_r} = \frac{v_{r,A}}{v_{r,S}}. \quad (16)$$

We have

$$r_n = \frac{1}{r_{v_r}} + \frac{1}{2} \frac{n'_0(x_s)}{n_{\text{DD}}(x_s)} \quad (17)$$

therefore

$$\begin{aligned} n_{\text{DD}}(x_s) &= \frac{n(x_s)}{r_n} = \left[ \frac{1}{r_{v_r}} + \frac{1}{2} \frac{n'_0(x_s)}{n_{\text{DD}}(x_s)} \right]^{-1} n(x_s) \\ &= \hat{r}_{v_r}(x_s) n(x_s) \end{aligned} \quad (18)$$

where  $\hat{r}_{v_r} \rightarrow r_{v_r}$  for  $n_{\text{DD}}(x_s) \gg n'_0(x_s)$ , and  $\hat{r}_{v_r} \rightarrow 1$  for  $n_{\text{DD}}(x_s) \rightarrow n'_0(x_s)$ .

If we assume that, beyond a boundary layer of thickness  $\delta x$ , the carrier distribution thermalizes into a shifted Maxwellian, we can extend (18) to the whole thickness of the boundary layer as

$$n_{\text{DD}}(x) = \hat{r}_{v_r}(x) n(x) \quad (19)$$

where the coefficient  $\hat{r}_{v_r}(x)$  satisfies (18) for  $x = x_s$  and tends to 1 for  $x \rightarrow x_s - \delta x$  (see assumption 2). In other words, the “modified-DD” current (which continuously evolves into the standard DD current from the SBC to the boundary-layer limit) can be expressed by inserting the modified charge density

$n_{\text{DD}}(x)$  into the standard DD equations as follows ( $\mu_n$  and  $D_n$  are the electron mobility and diffusivity, respectively):

$$J_{\text{DD}}(x) = q \left[ \mu_n \hat{r}_{v_r} n \mathcal{E} + D_n \frac{\partial(\hat{r}_{v_r} n)}{\partial x} \right]. \quad (20)$$

In (20),  $\mathcal{E}$  denotes the electric field that depends, through Poisson’s equation, on  $n$ . Notice, however, that  $\hat{r}_{v_r}(x_s)$  is actually a model unknown, since it depends on the solution  $n_{\text{DD}}(x_s)$ , and thus, it has to be determined through the self-consistent numerical solution of the entire model.

The last step is the introduction of a suitable parameterization and approximation of the unknown function  $\hat{r}_{v_r}(x)$ . We exploit a third-order power series expansion, i.e.,

$$\hat{r}_{v_r}(x) = \begin{cases} 1, & \text{if } x < x_s - \delta x \\ 1 + \frac{\hat{r}_{v_r}(x_s) - 1}{\delta x^3} (x - x_s - \delta x)^3, & \text{if } x_s - \delta x \leq x \leq x_s \end{cases} \quad (21)$$

where the coefficients are derived by imposing the value of  $\hat{r}_{v_r}(x)$  in  $x_s$  and  $x_s - \delta x$  and the continuity of the electric field and of the first and second derivatives of  $n$  in  $x_s - \delta x$ .

In summary, to describe, within the DD model, the SBC so that a current consistent with the b.c. derived from the piecewise distribution is obtained in both forward and reverse bias, the following modified DD model (from now on referred to as the “generalized DD model”) should be employed<sup>1</sup>:

$$\frac{\partial \mathcal{E}}{\partial x} = \frac{q}{\epsilon_S} [N_D^+(x) - n(x)] \quad (22a)$$

$$\frac{\partial}{\partial t} n(x) = \frac{1}{q} \frac{\partial J_{\text{DD}}}{\partial x} - U_n \quad (22b)$$

where the symbols have the usual meaning, the current density is given by the constitutive relation (20), the SBC b.c. for the current is (12), and the  $\hat{r}_{v_r}(x)$  parameter is given by (21).

From an implementation standpoint, the generalized DD model (22) can conveniently be rephrased in terms of the unknown  $n^*(x) = \hat{r}_{v_r}(x) n(x)$ , since, in this case, we have

$$\frac{\partial \mathcal{E}}{\partial x} = \frac{q}{\epsilon_S} \left[ N_D^+(x) - \frac{n^*(x)}{\hat{r}_{v_r}(x)} \right] \quad (23a)$$

$$\frac{\partial}{\partial t} \left[ \frac{n^*(x)}{\hat{r}_{v_r}(x)} \right] = \frac{1}{q} \frac{\partial J_{\text{DD}}}{\partial x} - U_n \quad (23b)$$

where

$$J_{\text{DD}}(x) = q \left[ \mu_n n^* \mathcal{E} + D_n \frac{\partial n^*}{\partial x} \right]. \quad (23c)$$

The b.c. becomes

$$J = q [n^*(x_s) v_{r,S} - n'_0(x_s) v_{r0}]. \quad (23d)$$

#### A. Evaluating $v_d$

The surface recombination velocity  $v_{r,S}$  used in (23) was originally proposed by Shibkov *et al.* [9], i.e.,

$$v_{r,S} = \frac{1}{2} v_d \left[ 1 + \operatorname{erf} \left( \frac{v_d}{2\sqrt{\pi} v_{r0}} \right) \right] + v_{r0} \exp \left( -\frac{v_d^2}{4\pi v_{r0}^2} \right). \quad (24)$$

<sup>1</sup>We consider here the 1-D monopolar case. The extension to a bipolar transport model is straightforward.

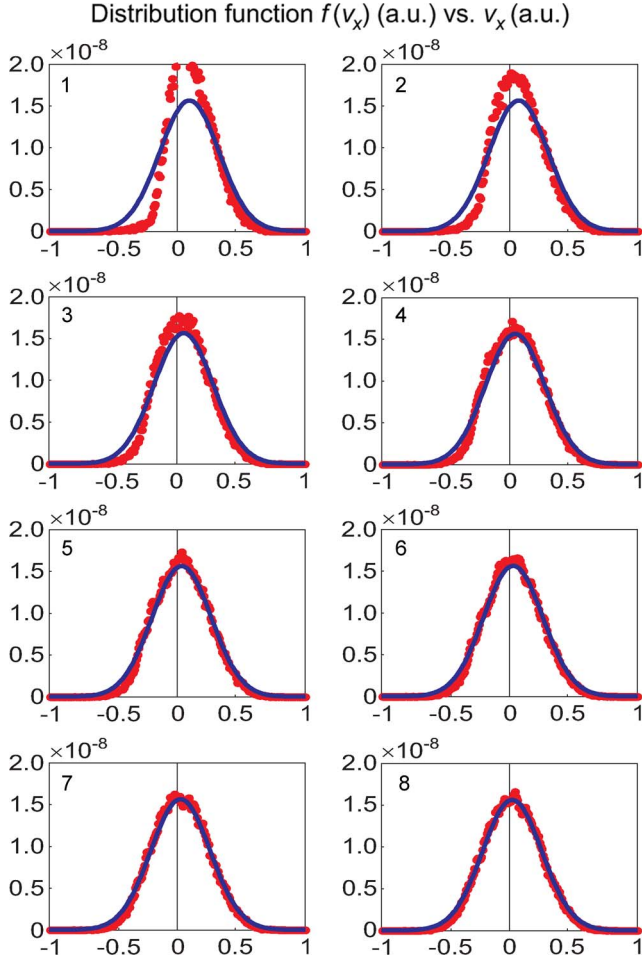


Fig. 3. Comparison between the distribution function calculated with Monte Carlo (symbols) and its approximation with a drifted Maxwellian (full line) in several positions near the SBC for a forward bias  $V_a = 0.6$  V. The distances of the distribution functions from the contact are given as follows: 1: 4.125, 2: 12.375, 3: 20.625, 4: 28.875, 5: 37.125, 6: 45.375, 7: 53.625, and 8: 61.875 nm.

Notice that, in equilibrium conditions,  $v_d = 0$ , and (24) reduces to  $v_r = v_{r0}$ . The main difficulty in applying (24) in the presence of bias is the determination of the average drift velocity  $v_d$ , which is quite generically defined as given by  $J(x)/(qn(x))$  for some  $x$  “near” the contact [9]. According to the previous discussion, in principle,  $v_d$  should correspond to the peak of the drifted Maxwellian representing the distribution function in  $x_s - \delta x$ . Examining the MC distribution function (see Fig. 3), we conclude that the distribution function is reasonably approximated by a drifted Maxwellian for  $\delta x \approx 40 \sim 50$  nm. Therefore, we estimate  $v_d$  by calculating

$$v_d(x_i) = \frac{J(x_i)}{qn(x_i)}, \quad i = 1, 2 \quad (25)$$

where  $x_i$  are the two mesh points nearest to  $x_s - \delta x$ , and we use these values to calculate  $v_d(x_s - \delta x)$  through linear extrapolation.

### B. Including Velocity Saturation Effects

The generalized DD model calls for a consistent modification of the mobility model exploited to account for velocity saturation. This is due to the fact that, at the contact, the average carrier velocity derived from the approximated distribution function should be equal to the value dictated by the inclusion of the saturation velocity effect. Having in mind the simulation of Schottky contacts on III–V compound semiconductors, we use the standard GaAs mobility model [3], i.e.,

$$\mu_n(x) = \frac{\mu_{n0} + v'_{\text{sat}}(x) [\mathcal{E}(x)^3/\mathcal{E}_0^4]}{1 + [\mathcal{E}(x)/\mathcal{E}_0]^4} \quad (26)$$

where the coefficients  $\mu_{n0}$  and  $\mathcal{E}_0$  are determined from MC simulations. The spatial dependence of the modified saturation velocity is derived similar to (21), as given in (27), shown at the bottom of the page. Finally, the contact saturation velocity is approximated as

$$v'_{\text{sat}}(x_s) = v_{\text{sat}} \left[ 1 - \frac{|n(x_s) - n'_0(x_s)|}{n(x_s)} \right] + \frac{\max(2v_{r0}, v_{r,A}) |n(x_s) - n'_0(x_s)|}{\hat{r}_{v_r}(x_s) n(x_s)}. \quad (28)$$

For  $V_a = 0$ ,  $n(x_s) = n'_0(x_s)$  and  $\hat{r}_{v_r}(x_s) = 1$  so that, according to the Maxwellian electron distribution function at the contact,  $v'_{\text{sat}}(x_s) = v_{\text{sat}}$ . Furthermore,  $2v_{r0} > v_{r,A}$  for  $V_a < 0$ , and  $2v_{r0} < v_{r,A}$  for  $V_a > 0$ . Therefore, we have the following.

- 1) If  $V_a \ll 0$  and  $v_{\text{sat}} > v_{\text{th}}/2$ ,  $n(x_s) \rightarrow n'_0(x_s)/2$ , and thus,  $v'_{\text{sat}}(x_s) \rightarrow 2v_{r0}/\hat{r}_{v_r}(x_s)$ . Taking into account (26), the current density expression of the generalized DD model yields  $J_{\text{DD}}(x_s) \rightarrow -qv_{r0}n'_0(x_s)$ . Notice that if  $v_{\text{sat}} < v_{\text{th}}/2$ , the contact electron concentration cannot reach the limit  $n'_0(x_s)/2$  value.
- 2) For  $V_a \gg 0$ ,  $n(x_s) \gg n'_0(x_s)$ , and thus,  $v'_{\text{sat}}(x_s) \rightarrow v_{r,A}/\hat{r}_{v_r}(x_s)$ . The current density becomes  $J_{\text{DD}}(x_s) \rightarrow qv_{r,A}n(x_s)$ .

Both asymptotic current expressions are consistent with (12).

### IV. COMPARISON WITH MC SIMULATIONS

To validate the generalized DD model discussed in Section III, we have simulated a 1-D GaAs SBC [12] made of a Schottky contact (with barrier height  $\Phi_{b0} = 0.737$  V and IFBL not included in all simulations) on an  $n$  region (with doping level  $N_D = 10^{16}$  cm $^{-3}$  and a length of 350 nm), an  $n^+$  region (with doping level  $N_D^+ = 10^{17}$  cm $^{-3}$  and a length of 350 nm), and an ohmic contact. The Schottky contact is placed on the right side of the structure, while the  $x$ -axis origin used in the following figures is at the left ohmic contact. Since we neglect IFBL here, the SBC position is therefore  $x_s = x_m = 700$  nm. According to the model developed, we also neglect, in this case, tunnel effects. In order to substantiate this approximation, we

$$v'_{\text{sat}}(x) = \begin{cases} v_{\text{sat}}, & \text{if } x < x_s - \delta x \\ v_{\text{sat}} + \frac{v'_{\text{sat}}(x_s) - v_{\text{sat}}}{\delta x^3} (x - x_s - \delta x)^3, & \text{if } x_s - \delta x \leq x \leq x_s \end{cases} \quad (27)$$

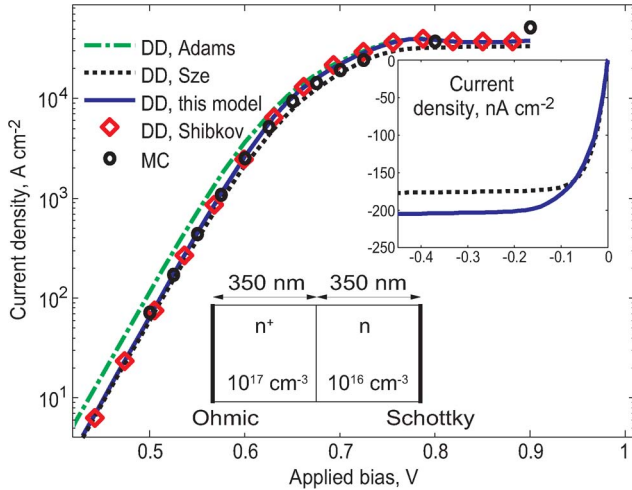


Fig. 4. DC characteristics of the GaAs Schottky barrier diode. Comparison among MC, the DD model for different  $v_r$  models, and the generalized DD model. The reverse-bias characteristic is shown in the inset.

consider the theory developed in [11] where it is shown that thermionic emission is the dominating transport mechanism for those SBCs where

$$E_{00} = \frac{\hbar}{2} \sqrt{\frac{N_D}{m^* \epsilon_S}} \ll V_T \quad (29)$$

where  $\hbar$  is the reduced Planck's constant. Since, in our case,  $E_{00} = 1.95 \text{ mV} \ll V_T = 25.85 \text{ mV}$ , we can safely neglect tunneling effects.

The reference solution is provided by an ensemble MC simulator self-consistently coupled with a 1-D Poisson solver. The conduction band consists of three nonparabolic spherical valleys  $\Gamma$ , L, and X. The structure is divided into a uniform mesh of step equal to  $100 \text{ \AA}$ , with the electric field updated every 2 fs. More details about the MC model can be found in [12].

The generalized DD model described in Section III has been implemented in an in-house simulator. We solve the unipolar model (i.e., neglecting holes), with material parameters estimated from bulk MC simulations: the electron mobility is  $\mu_{n0} = 7480 \text{ cm}^2 \text{V}^{-1} \text{s}^{-1}$  for the lightly doped region and  $\mu_{n0} = 4960 \text{ cm}^2 \text{V}^{-1} \text{s}^{-1}$  in the  $n^+$  region. The other parameters of the mobility model are estimated as  $\mathcal{E}_0 = 4.37 \text{ kV/cm}$  and  $v_{\text{sat}} = 1.01 \times 10^7 \text{ cm/s}$ . For the sake of comparison, we have also implemented the surface recombination velocity models proposed in [1], [6], and [9].

The comparison of the dc characteristics in forward bias is shown in Fig. 4. Consistently with the discussion in [9], the DD simulation with the Adams *et al.* model for  $v_r'$  [6] does not correctly reproduce the SBC current in low forward bias, although the comparison in stronger forward bias is favorable. The generalized DD model we propose gives results in very good agreement with the reference MC solution, as well as the Shibkov *et al.* model [9], at least if the forward bias is low enough to induce negligible nonstationary transport effects. Notice, however, that, as discussed in the previous section, the model in [9] guarantees the same current value of the novel b.c. but at the price of a different value of the electron concentration and velocity. The inset in Fig. 4 shows the reverse-bias characteristic, calculated with our approach and with the model

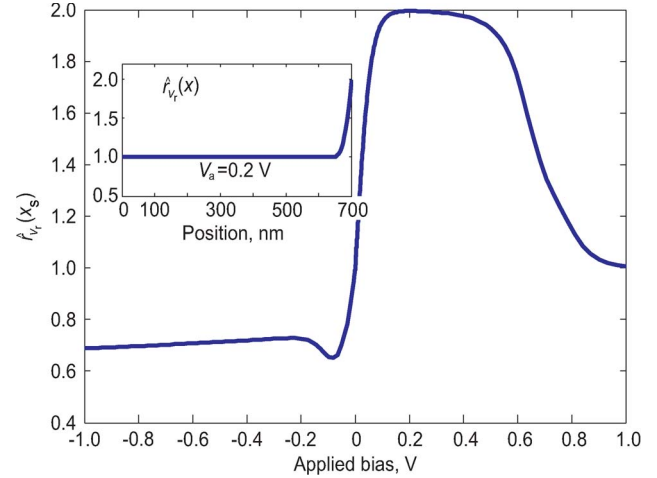


Fig. 5. Bias dependence of  $\hat{r}_{v_r}(x_s)$ . The inset shows the spatial dependence of  $\hat{r}_{v_r}(x)$  near the SBC for  $V_a = 0.2 \text{ V}$ .

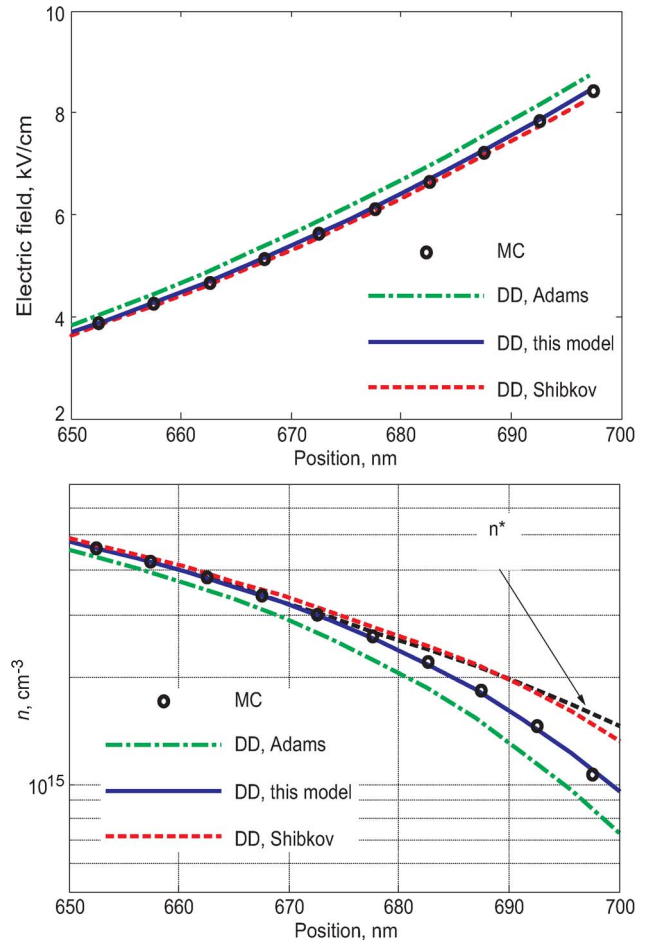


Fig. 6. Position dependence of the electric field and electron concentration near the SBC for  $V_a = 0.6 \text{ V}$ .

in [1] since only this can be used in such conditions: only the generalized DD model provides the expected limit value of the reverse saturation current (i.e.,  $qn'_0(x_s)v_{r0}$ ).

To gain further insight, we discuss the behavior of the microscopic variables into the simulated device. Fig. 5 shows the bias dependence of the coefficient  $\hat{r}_{v_r}(x_s)$ . In forward bias, the coefficient reaches a value of 2 in the voltage range in which

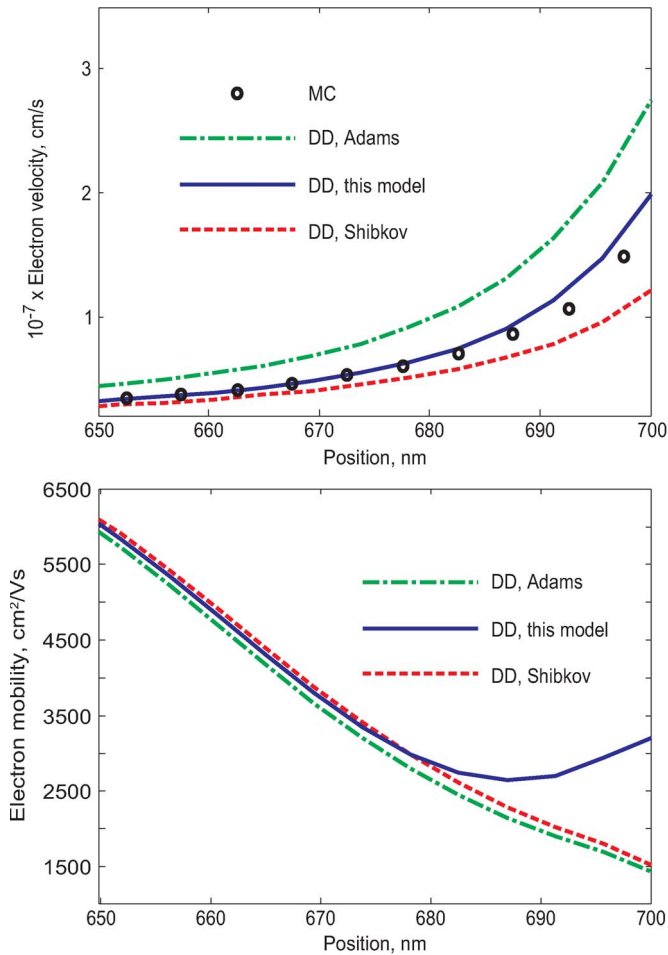


Fig. 7. Position dependence of the electron velocity and mobility near the SBC for  $V_a = 0.6$  V.

$v_d$  is so small that carriers with  $v_x > 0$  essentially obey a semi-Maxwellian distribution. For higher voltages, when  $v_d$  becomes significant, an increasing portion of the drifted Maxwellian describing carriers in the semiconductor corresponds to positive velocities, so that  $\hat{r}_{v_r}(x_s)$  decreases and finally approaches 1. A minimum value of 0.58 is attained in reverse bias. The inset in the same figure represents the spatial dependence of  $\hat{r}_{v_r}(x)$  in moderate forward bias: as the observation position is moved of around 50 nm away from the SBC, the coefficient becomes equal to 1.

Figs. 6 and 7 report the spatial dependence of the microscopic variables near the SBC for a forward bias  $V_a = 0.6$  V, as compared with MC simulations. As previously discussed, the results clearly show that only the generalized DD model allows to reproduce the behavior imposed by the b.c. derived from the piecewise distribution, thus providing profiles in agreement with the MC results. Near the SBC, the Shibkov *et al.* [9] model exhibits a higher carrier concentration and a lower electron velocity than the generalized DD model, but the same current values are obtained in both cases (see Fig. 4). Notice also that the  $n^*$  concentration, calculated with the generalized DD model, is practically coincident with the results of the standard DD model with the b.c. in [9]: this is due to the fact that, for this static analysis, the only difference between these two models is

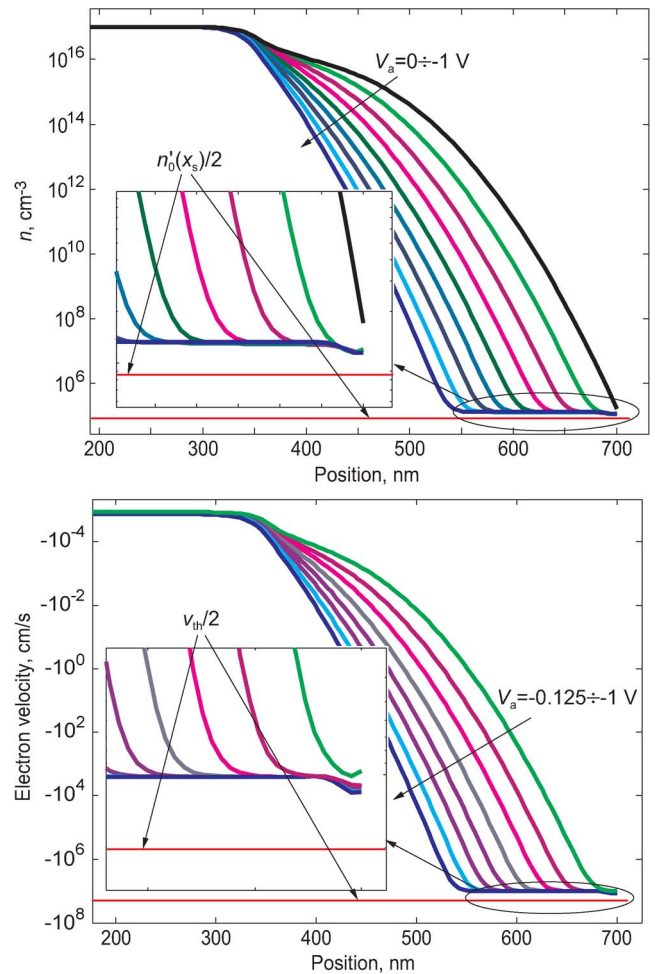


Fig. 8. Spatial and reverse-bias dependence of (from top to bottom) electron concentration and carrier velocity calculated with the generalized DD model.

in the right-hand side of Poisson's equation. The mobility near the SBC corresponding to the generalized model exhibits the influence of the modified technique used to consistently include velocity saturation effects.

Finally, we discuss the reverse-bias behavior, where MC simulations are extremely difficult because of the very low current level. We compare in Figs. 8 and 9 the spatial and (reverse) bias dependence of two microscopic variables calculated with the generalized and standard (using the b.c. in [1], the only one available in such conditions) DD models, respectively. The standard model shows the foreseen unphysical values of electron concentration and carrier velocity at the contact (notice in particular that  $n(x_s)$  becomes lower than  $n'_0(x_s)/2$ ), while the generalized DD simulations yield results in agreement with the expected value. Notice that the limit values for carrier concentration (i.e.,  $n'_0(x_s)/2$ ) and carrier velocity (i.e.,  $2v_{r0} = v_{th}/2$ ) are not reached because of the effect of velocity saturation.

## V. CONCLUSION

We have investigated the DD analysis of an SBC in the whole bias range (from reverse to strong forward bias). By introducing a physically sound and consistent generalization of the DD

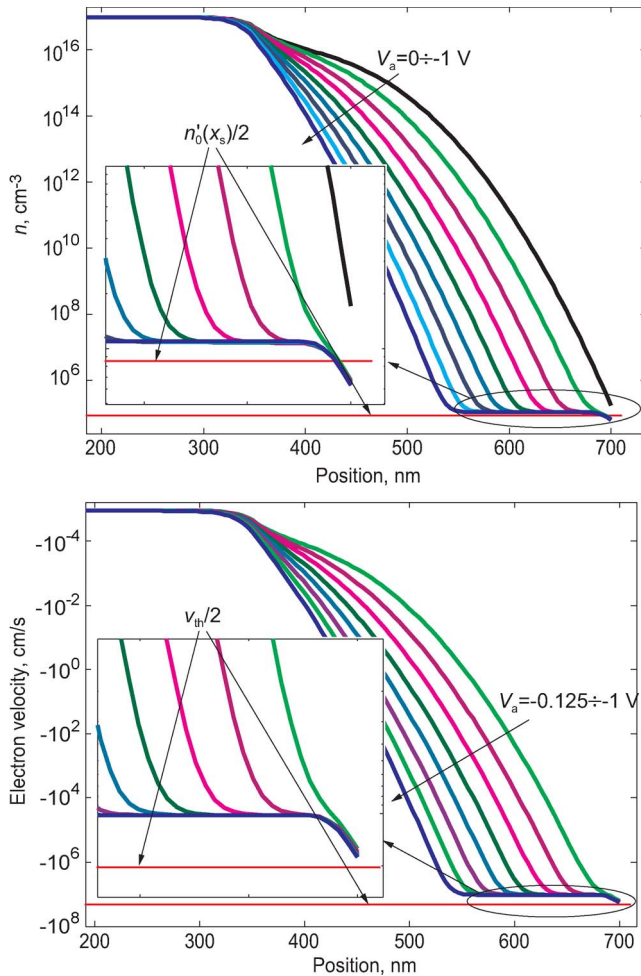


Fig. 9. Spatial and reverse-bias dependence of (from top to bottom) electron concentration and carrier velocity calculated with the DD model and the b.c. in [1].

model, we have been able to correctly implement a b.c. (in the absence of tunneling currents) accounting for the different bias dependence of carrier motion in opposite directions at the SBC. The results of the new model are in good agreement with MC simulations not only for the current value but also for the spatial distribution of the microscopic DD variables (not achieved by previous models). The generalized DD model is easily implementable into already-existing simulators.

## REFERENCES

- [1] C. R. Crowell and S. M. Sze, "Current transport in metal-semiconductor barriers," *Solid State Electron.*, vol. 9, no. 11/12, pp. 1035–1048, Nov. 1966.
- [2] R. T. Tung, "Recent advances in Schottky barrier concepts," *Mater. Sci. Eng. R*, vol. 35, no. 1, pp. 1–138, Nov. 2001.
- [3] S. Selberherr, *Analysis and Simulation of Semiconductor Devices*. Wien, Austria: Springer-Verlag, 1984.
- [4] E. H. Rhoderick and R. H. Williams, *Metal-Semiconductor Contacts*. Oxford, U.K.: Clarendon, 1988.
- [5] G. Baccarani and A. M. Mazzone, "Monte Carlo simulation of current transport in forward-biased Schottky-barrier diodes," *Electron. Lett.*, vol. 12, no. 2, pp. 59–60, Jan. 1976.
- [6] J. Adams and T.-W. Tang, "A revised boundary condition for the numerical analysis of Schottky barrier diodes," *IEEE Electron Device Lett.*, vol. EDL-7, no. 9, pp. 525–527, Sep. 1986.
- [7] J. O. Nylander, F. Masszi, S. Selberherr, and S. Berg, "Computer simulation of Schottky contacts with a non-constant recombination velocity," *Solid State Electron.*, vol. 32, no. 5, pp. 363–367, May 1989.
- [8] J. Grajal, V. Krozer, E. González, F. Maldonado, and J. Gismero, "Modeling and design aspects of millimeter-wave and submillimeter-wave Schottky diode varactor frequency multipliers," *IEEE Trans. Microw. Theory Tech.*, vol. 48, no. 4, pp. 700–711, Apr. 2000.
- [9] A. Shibkov, M. Ershov, and V. Ryzhii, "Numerical simulation of carrier transport in Schottky barrier diodes," *Electron. Lett.*, vol. 28, no. 19, pp. 1841–1842, Sep. 1992.
- [10] K. Matsuzawa, K. Uchida, and A. Nishiyama, "A unified simulation of Schottky and ohmic contacts," *IEEE Trans. Electron Devices*, vol. 47, no. 1, pp. 103–108, Jan. 2000.
- [11] F. A. Padovani and R. Stratton, "Field and thermionic-field emission in Schottky barriers," *Solid State Electron.*, vol. 9, no. 7, pp. 695–707, Jul. 1966.
- [12] S. Pérez and T. González, "Current noise spectra of Schottky barrier diodes with electron traps in the active layer," *J. Appl. Phys.*, vol. 97, no. 7, p. 073 708, Apr. 2005.
- [13] M. Lundstrom, *Fundamentals of Carrier Transport*. Cambridge, U.K.: Cambridge Univ. Press, 2000.



**Fabio Lorenzo Traversa** was born in Bari, Italy, in 1979. He received the Laurea degree in nuclear engineering and the Ph.D. degree in physics from the Politecnico di Torino, Torino, Italy, in 2004 and 2008, respectively.

During 2008, he was a Researcher Fellow with the Dipartimento di Elettronica, Politecnico di Torino. Since 2009, he has been a Postdoctoral Researcher with the Departament d'Enginyeria Electrònica, Universitat Autònoma de Barcelona, Barcelona, Spain.

His research interests are mainly devoted to the physics-based simulation of transport in nanodevices, with special emphasis on the analysis and simulation of quantum correlations. Furthermore, he is also interested in the stability analysis of nonlinear circuits and systems and the noise analysis of nonlinear circuits.



**Francesco Bertazzi** received the Laurea and Ph.D. degrees in electronics engineering from the Politecnico di Torino, Torino, Italy, in 2000 and 2003, respectively.

From 2004 to 2008, he was a Postdoctoral Fellow with the Dipartimento di Elettronica, Politecnico di Torino. In 2005 and 2006, he was a Visiting Scholar with the Department of Electrical and Computer Engineering, Boston University, Boston, MA. The experience at Boston University has been motivated by the need of learning and developing materials-theory-based tools (scattering rates calculation techniques and full-band Monte Carlo simulators for carrier transport) essential for the study of the complex electronic, transport, and optical properties of novel wide-gap semiconductors. Since 2008, he has been Assistant Professor with the Dipartimento di Elettronica, Politecnico di Torino. Most of his research activity has been focused on the modeling of traveling-wave structures for RF and optoelectronic devices. His research interests also include nonlinear physics-based noise analysis of RF and microwave devices.



**Fabrizio Bonani** (S'89–M'91–SM'02) was born in Torino, Italy, in 1967. He received the Laurea (*cum laude*) and Ph.D. degrees in electronic engineering from the Politecnico di Torino, Torino, in 1992 and 1996, respectively.

From October 1994 to June 1995, he was with the ULSI Technology Research Department, Bell Laboratories, Murray Hill, NJ, as a Consultant, working on physics-based noise modeling of electron devices. Since 1995, he has been with the Dipartimento di Elettronica, Politecnico di Torino, where he is currently an Associate Professor of electronics. From August to October 2008, he was a Visiting Scientist with the Ferdinand-Braun-Institut für Höchstfrequenztechnik, Berlin, Germany, developing compact noise models for linear and nonlinear applications. His research interests are mainly devoted to the physics-based simulation of semiconductor devices, with special emphasis on the noise analysis of field-effect and bipolar transistors, the thermal analysis of power devices and circuits, and the simulation and design of power semiconductor devices. He is also interested in the stability analysis of nonlinear circuits and systems and the noise analysis of nonlinear circuits.

Dr. Bonani is a member of the MTT-14 Technical Committee on Low-Noise Techniques. Since 2010, he has served in the Modeling and Simulation Committee of the IEEE International Electron Devices Meeting (IEDM).



**Simona Donati Guerrieri** (M'97) was born in Milano, Italy, in 1969. She received the Laurea degree in theoretical physics from the University of Milano, Milano, in 1993 and the Ph.D. degree in electron devices from University of Trento, Trento, Italy, in 1999.

She is currently a Researcher with the Dipartimento di Elettronica, Politecnico di Torino, Torino, Italy. Her research interests include the modeling and simulation of microwave solid-state devices, including physics-based linear and nonlinear noise analysis and electrothermal modeling. Her research activity also includes the microwave integrated-circuit design, with particular attention to high-efficiency and linearity power amplifiers.



**Giovanni Ghione** (M'87–SM'94–F'07) was born in Alessandria, Italy, in 1956. He received the Laurea degree (*cum laude*) in electronic engineering from the Politecnico di Torino, Torino, Italy, in 1981.

In 1983, he became a Research Assistant with the Politecnico di Torino. From 1987 to 1990, he was an Associate Professor with the Politecnico di Milano, Milano, Italy. In 1990, he joined the University of Catania, Catania, Italy, as a Full Professor of electronics. Since 1991, he has been a Full Professor of electronics with the Dipartimento di Elettronica, Politecnico di Torino. Since 1981, he has been engaged in Italian and European research projects (ESPRIT 255, COSMIC, and MANPOWER) in the field of active and passive microwave CAD. He has published more than 150 papers and book chapters. His current research interests include the physics-based simulation of active microwave and optoelectronic devices, with particular attention to noise modeling, thermal modeling, and active device optimization. His research interests also include several topics in computational electromagnetics, including coplanar component analysis.

Prof. Ghione is member of the editorial board of the IEEE TRANSACTIONS ON MICROWAVE THEORY AND TECHNIQUES and a member of the Associazione Elettrotecnica Italiana.



**Susana Pérez** was born in Salamanca, Spain, in 1970. She received the M.S. degree in physics and the Ph.D. degree in physics from the Universidad de Salamanca, Salamanca, in 1993 and 1999, respectively.

Since 1994, she has been with the Departamento de Física Aplicada, Universidad de Salamanca, where she became an Associate Professor in 2009. She was a Visiting Researcher with the LCR of Thomson-CSF (Thales), Orsay, France, and with the IRCOM (Xlim), Limoges, France. Her current research interests are in the development of terahertz devices and the field of numerical simulation of electronic transport and noise in submicrometer semiconductor devices.



**Javier Mateos** was born in Salamanca, Spain, in 1970. He received the B.S. and Ph.D. degrees in physics from the Universidad de Salamanca, Salamanca, in 1993 and 1997, respectively.

Since 1993, his has been with the Departamento de Física Aplicada, Universidad de Salamanca, where he became an Associate Professor in 2000. He is the author or a coauthor of more than 80 refereed scientific journal papers and 130 conference presentations. His current research interests are in the development of terahertz devices, novel device concepts using ballistic transport, and HEMTs based in both narrow- and wide-bandgap III–V semiconductors.



**Tomás González** (M'05–SM'07) was born in Salamanca, Spain, in 1967. He received the M.S. degree in physics and the Ph.D. degree in physics from the Universidad de Salamanca, Salamanca, in 1990 and 1994, respectively.

Since 1991, he has been with the Departamento de Física Aplicada, Universidad de Salamanca, where he is currently a Full Professor of electronics. He is the author or a coauthor of more than 120 refereed scientific journal papers and 170 conference presentations. His main research activity is in the fields of high-frequency III–V transistors, microscopic modeling of electronic noise, and development of novel terahertz device concepts based on ballistic transport.

Dr. González serves on the committees of several international conferences, including the International Conference on Noise and Fluctuations (ICNF) and the International Conference on Electron Dynamics in Semiconductors, Optoelectronics and Nanostructures (EDISON).