



POLITECNICO DI TORINO  
Repository ISTITUZIONALE

Selective catalytic reduction of NO<sub>x</sub> with NH<sub>3</sub> in unsteady-state reactors.

*Original*

Selective catalytic reduction of NO<sub>x</sub> with NH<sub>3</sub> in unsteady-state reactors. / Botar-Jid C. C.; Fissore D.; Agachi P. S.; Barresi A. A. - STAMPA. - (2005). ((Intervento presentato al convegno Computer Aided Process Engineering Forum - CAPE 2005 tenutosi a Cluj-Napoca (Romania) nel 25-26 April 2005.

*Availability:*

This version is available at: 11583/1863844 since: 2017-09-15T12:29:59Z

*Publisher:*

CAPE-WP

*Published*

DOI:

*Terms of use:*

openAccess

This article is made available under terms and conditions as specified in the corresponding bibliographic description in the repository

*Publisher copyright*

(Article begins on next page)

# Selective catalytic reduction of NO<sub>x</sub> with NH<sub>3</sub> in unsteady-state reactors

Claudiu Cristian Botar-Jid<sup>+</sup>, Davide Fissore<sup>\*</sup>, Paul Serban Agachi<sup>+</sup>, Antonello A. Barresi<sup>\*</sup>

<sup>+</sup> Faculty of Chemistry and Chemical Engineering, University "Babes-Bolyai" of Cluj-Napoca, Str. Arany Janos nr. 11, 3400 Cluj-Napoca (Romania)

<sup>\*</sup> Dipartimento di Scienza dei Materiali ed Ingegneria Chimica, Politecnico di Torino, corso Duca degli Abruzzi 24, 10129 Torino (Italy)

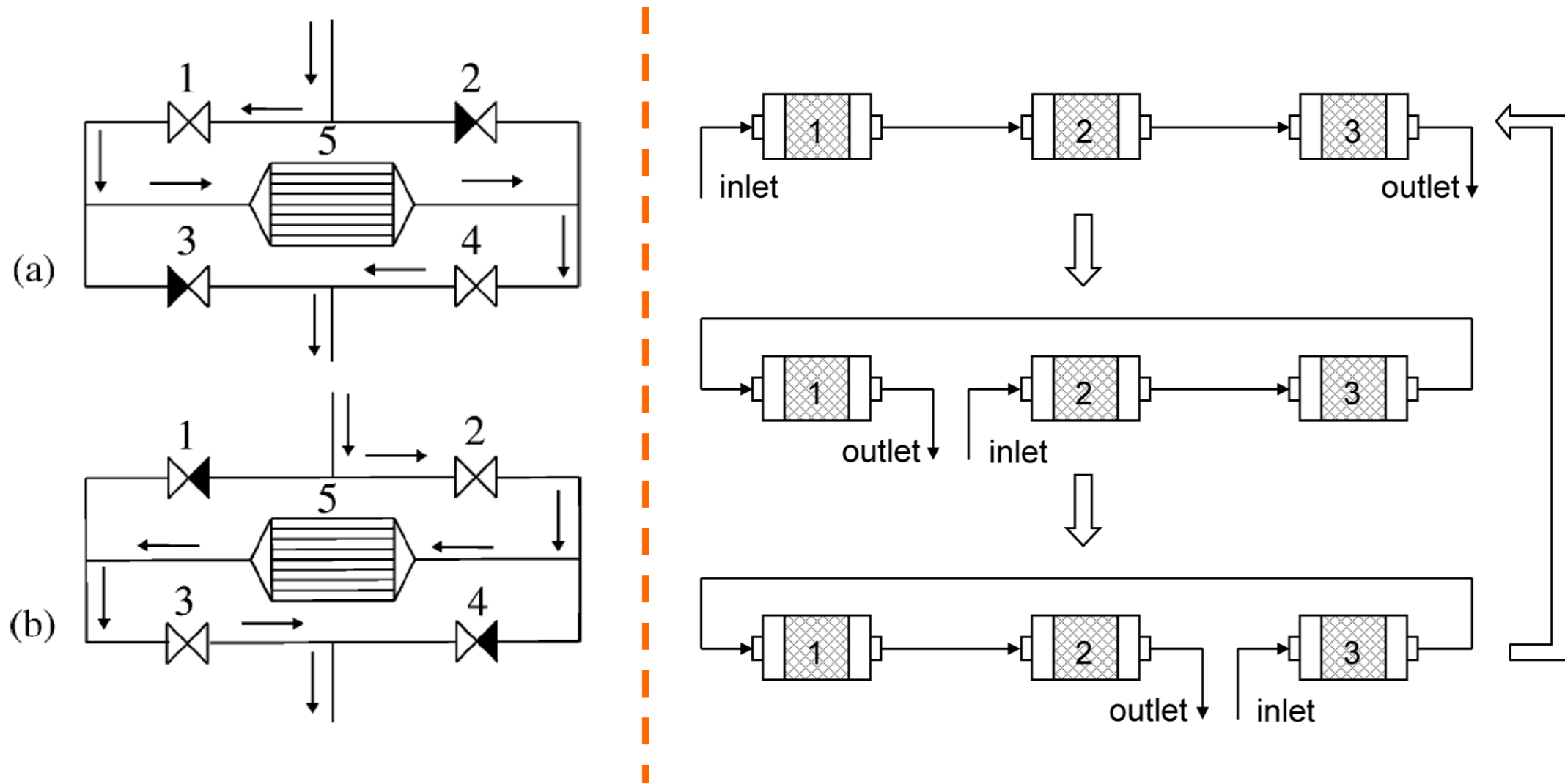
## Introduction

Forced unsteady-state catalytic reactors were deeply investigated during the last 40 years by means of numerical simulations and experiments as the unsteady-state operation may significantly enhance the conversion, the selectivity and the productivity and may decrease the operating costs in a wide number of catalytic processes. Unsteady-state operation may arise from variations (periodical or not) in the inlet flow rate, feed composition, temperature or pressure, as well as from the periodical reversal of the feed direction.

The reverse-flow reactor (RFR) with a catalyst that strongly adsorbs ammonia was proposed even recently for the Selective Catalytic Reduction (SCR) of NO<sub>x</sub> with ammonia as the RFR operation enables trapping of the ammonia in the bed and minimising its emissions. One of the main problems of such a mode of reactor operation is the emission of ammonia occurring at each switch, due to the reversal of the flow direction.

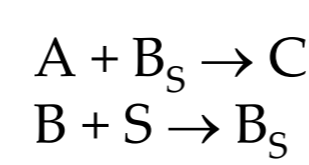
A reactors network (RN) with periodical change of the feeding position was shown to be an alternative to the RFR as in this system the flow direction is never changed, thus allowing for a further reduction in ammonia emissions, beside fulfilling the requirements on NO<sub>x</sub> removal.

## Reverse Flow Reactor (RFR) vs Reactors Network (RN)



## Mathematical modelling

A heterogeneous mathematical model was used to investigate the performance of the RFR and the RN. An Eley-Rideal mechanism is used to describe the reaction between NO<sub>x</sub> (A) in the gas phase and the ammonia (B) adsorbed on the catalyst:



The kinetic model proposed by Tronconi et al. (1996) for a V<sub>2</sub>O<sub>5</sub>/TiO<sub>2</sub> catalyst (with V<sub>2</sub>O<sub>5</sub> loading of 1.47%) is used; the reduction reaction is considered to be of first order with respect to each reactants, the adsorption rate of ammonia on the catalyst surface is assumed to be proportional to the ammonia concentration in the gas phase and to the free fraction of surface sites and the rate of desorption is assumed to be proportional to the concentration of the adsorbed specie. An Arrhenius type dependence of the kinetic constants from the temperature is assumed.

A monolith is considered for the SCR reaction: mass and energy dispersive transport are not taken into account, due to the low conductivity of the monolithic support, and also pressure loss inside the reactor is neglected; adiabatic operation is assumed.

Gas phase mass balance

$$\begin{cases} \frac{\partial c_A}{\partial t} = -v \frac{\partial c_A}{\partial x} + h_A a_v (c_A^* - c_A) \\ \frac{\partial c_B}{\partial t} = -v \frac{\partial c_B}{\partial x} + h_B a_v (c_B^* - c_B) \end{cases}$$

$c_A^*$  and  $c_B^*$  identify the gas concentration at the interface with the solid.

Mass balance at the interface

$$\begin{cases} -h_A a_v (c_A^* - c_A) = r_{red} \cdot \Omega \\ -h_B a_v (c_B^* - c_B) = (r_{ads} - r_{des}) \cdot \Omega \end{cases}$$

Solid phase mass balance

$$\frac{\partial \theta_B}{\partial t} = r_{ads} - r_{des} - r_{red}$$

Gas phase energy balance

$$\frac{\partial T_G}{\partial t} = -v \frac{\partial T_G}{\partial x} + \frac{h_T a_v}{\rho_G c_{p,G}} (T_G - T_S)$$

Solid phase energy balance

$$\rho_S c_{p,S} \frac{\partial T_S}{\partial t} = -h_T a_v (T_S - T_G) + r_{red} \cdot \Omega \cdot (-\Delta H_{red}) + r_{ads} \cdot \Omega \cdot (-\Delta H_{ads}) + r_{des} \cdot \Omega \cdot (-\Delta H_{des})$$

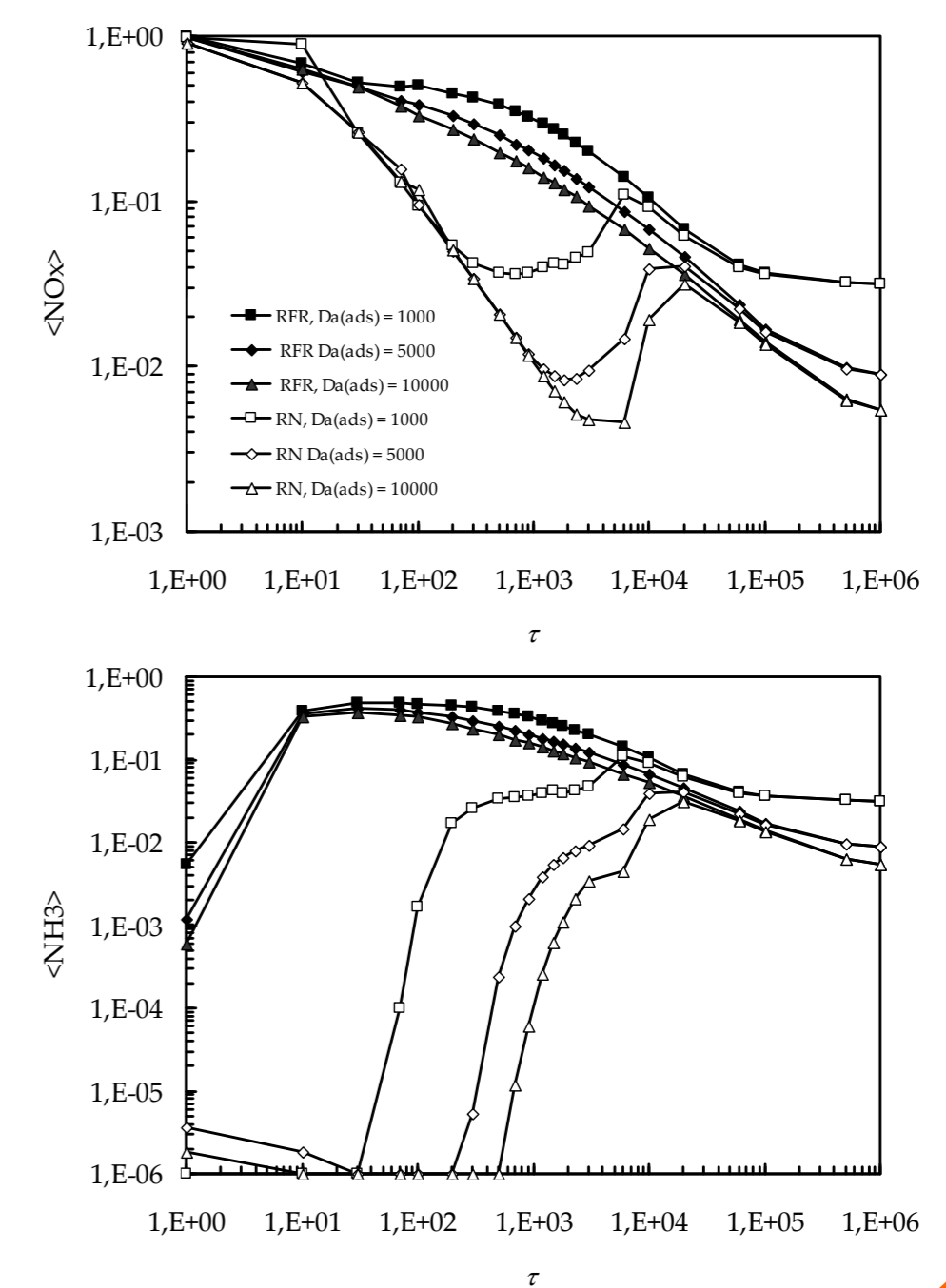
## Comparison between the RFR and the RN (T = cost)

When isothermal operation is assumed, as in this case, the switching time is the main operating parameter, particularly for control purposes.

There is a wide range of switching time where the RN exhibits no ammonia emissions and NO<sub>x</sub> emissions lower than those obtainable in the RFR; this is a consequence of the absence of wash out; the extent of this "optimal" range is a function of the parameter of the system, namely Da, Da<sub>ads</sub>, Da<sub>des</sub>.

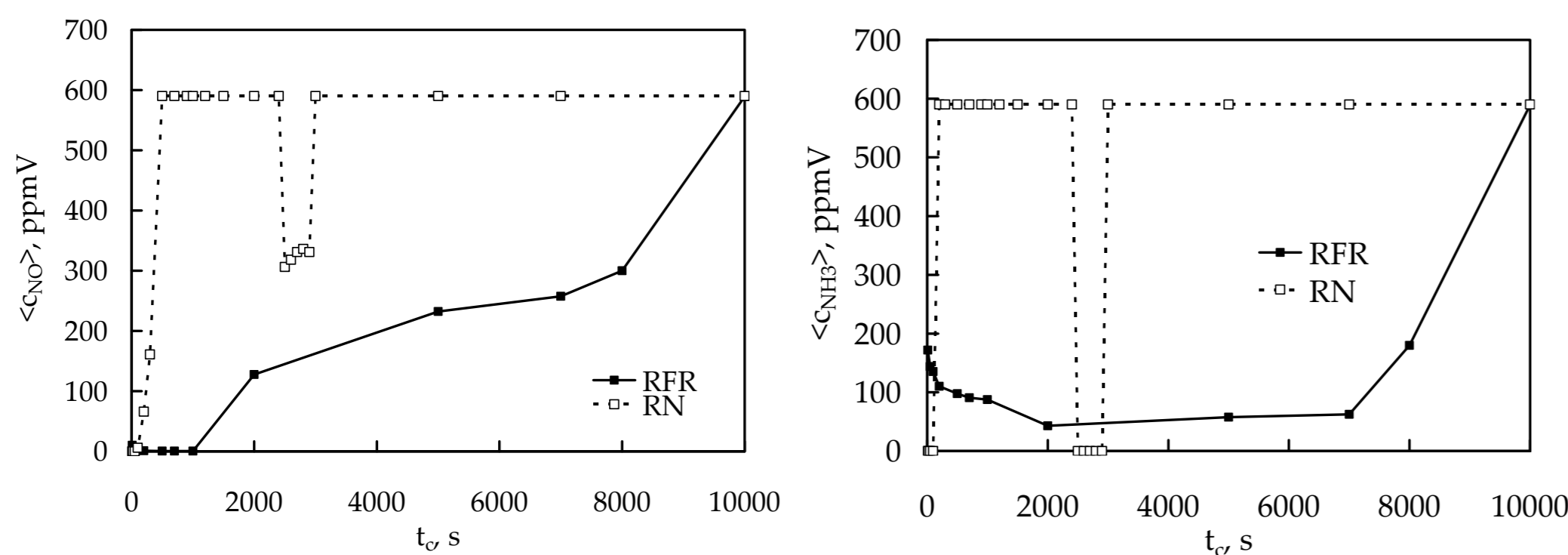
$$Da = \frac{k_{red} \Omega L}{v}; Da_{ads} = \frac{k_{ads} \Omega L}{v}; Da_{des} = \frac{k_{des} \Omega L}{v c_A^d}$$

Influence of the switching time on the mean outlet non-dimensional concentration of NO<sub>x</sub> (upper graph) and of ammonia (lower graph) for various values of Da<sub>des</sub> in the RFR and in the RN (isothermal system).



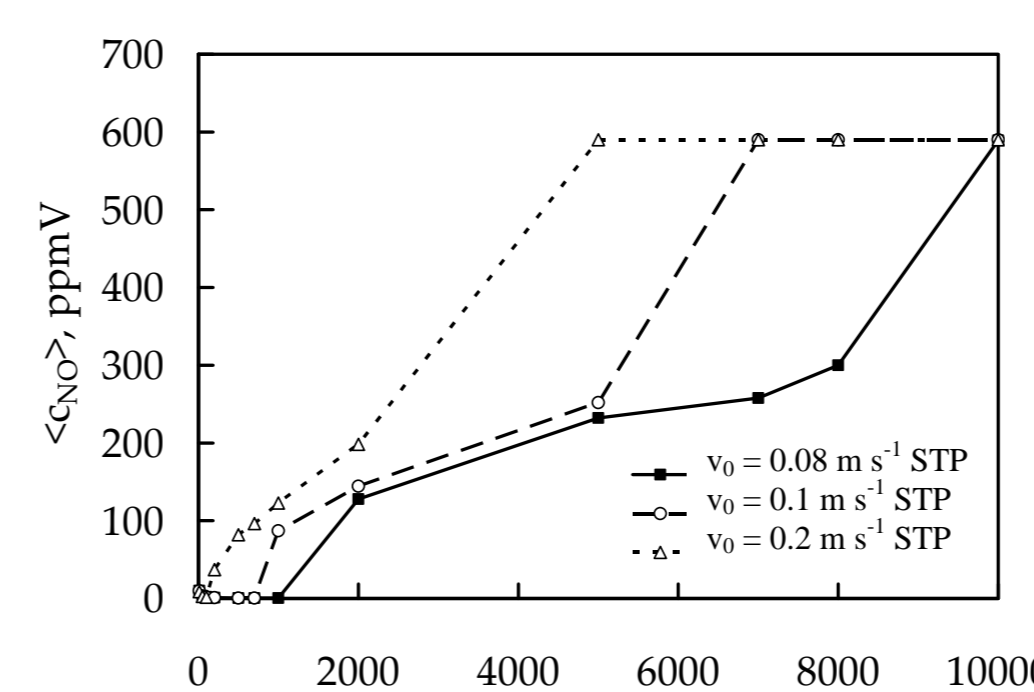
The unsteady-state operation mode can allow for trapping the moving heat wave inside the catalytic bed when exothermic reactions take place, thus giving the possibility of exploiting the thermal storage capacity of the catalytic bed, which acts as a regenerative heat exchanger, allowing **auto-thermal operation** when the adiabatic temperature rise of the feed is low.

The RN can be competitive with the RFR, allowing for high conversion and achieving lower emissions of NH<sub>3</sub>, whose level is subject to even stricter restrictions. The choice of  $t_c$  is affected by the dynamic of the heat wave, as too long switching time will lead to reaction extinction, due to the heat removal from the catalyst.



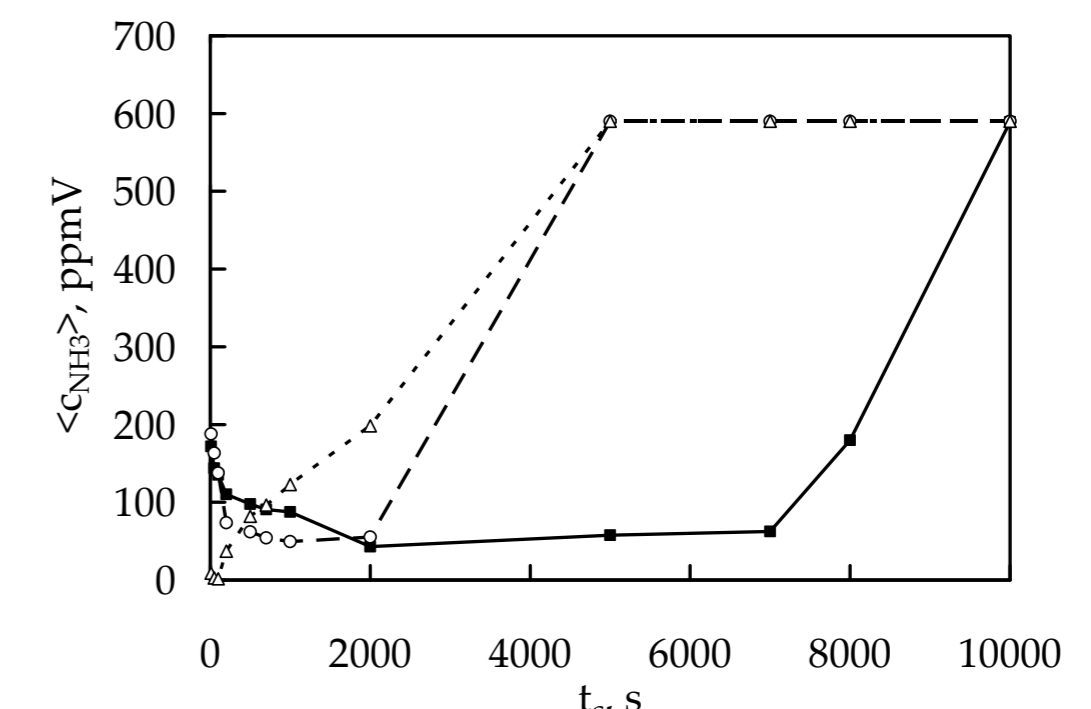
Mean outlet concentration of NO and NH<sub>3</sub> as a function of the switching time in the RFR and in the RN.  $v_0 = 0.08 \text{ m s}^{-1} \text{ STP}$ .

## Influence of the surface velocity (RFR)

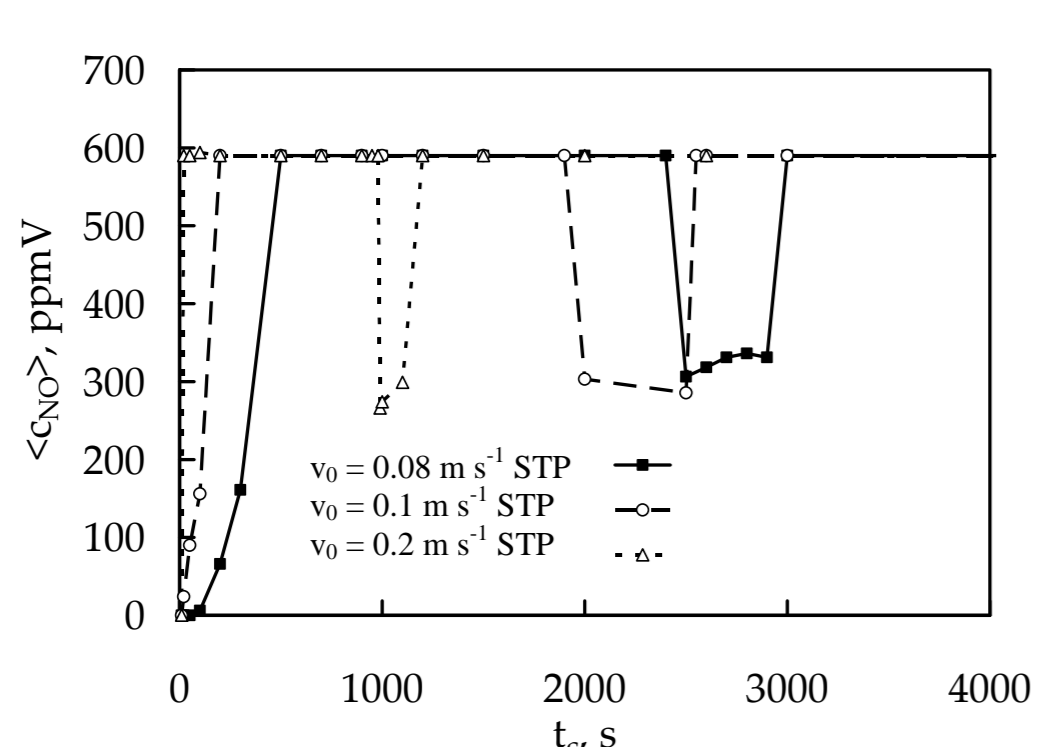


When the flow rate is increased, the range of switching times that allow for autothermal behaviour is reduced and lower conversion are obtained.

Mean outlet concentration of NO and NH<sub>3</sub> as a function of the switching time in the RFR for various values of the inlet surface velocity.

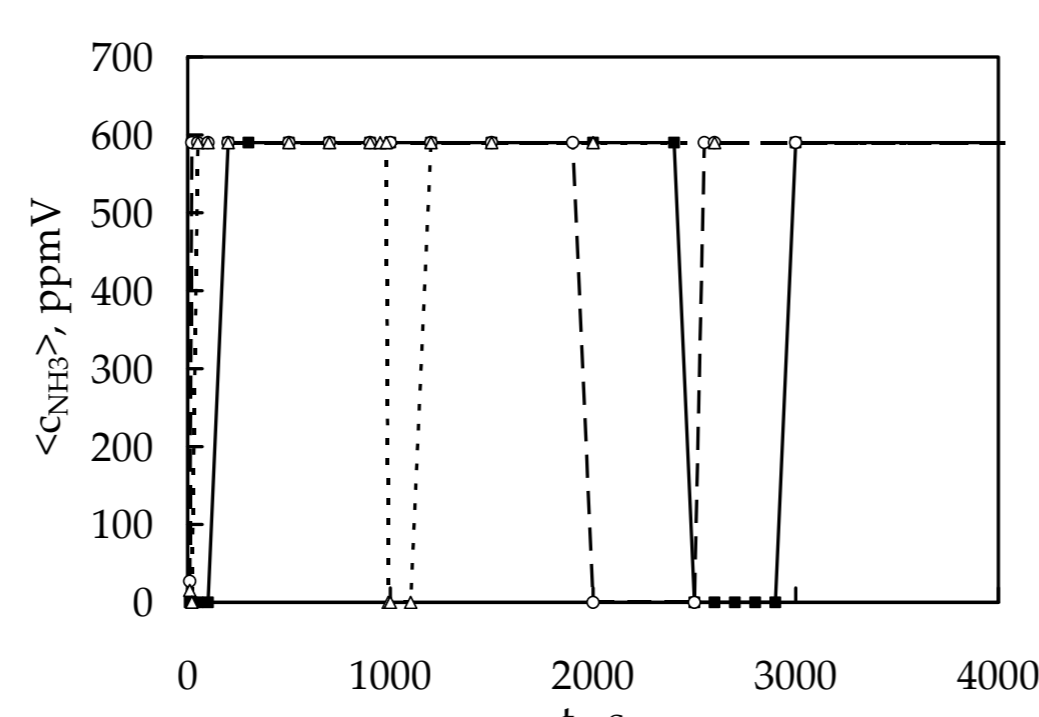


## Influence of the surface velocity (RN)

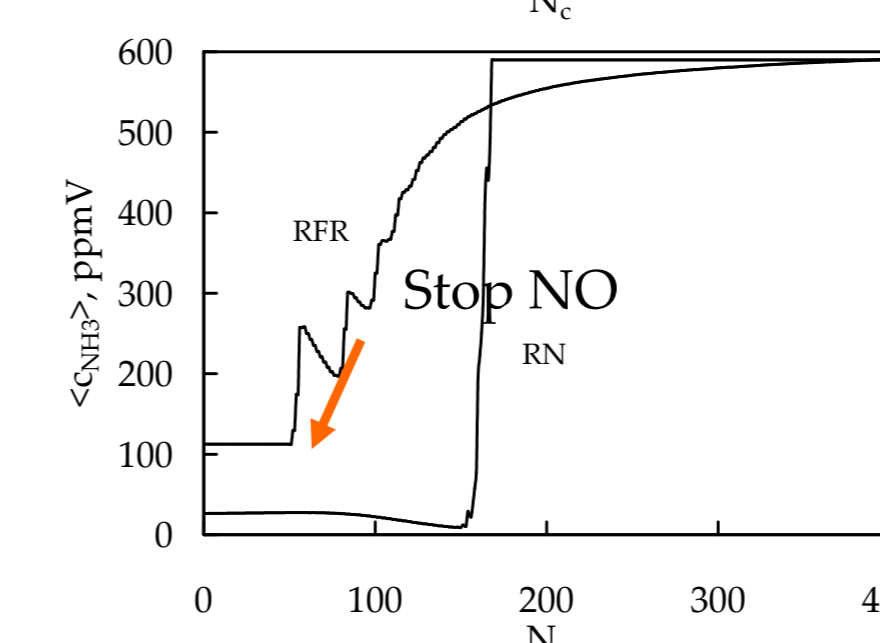
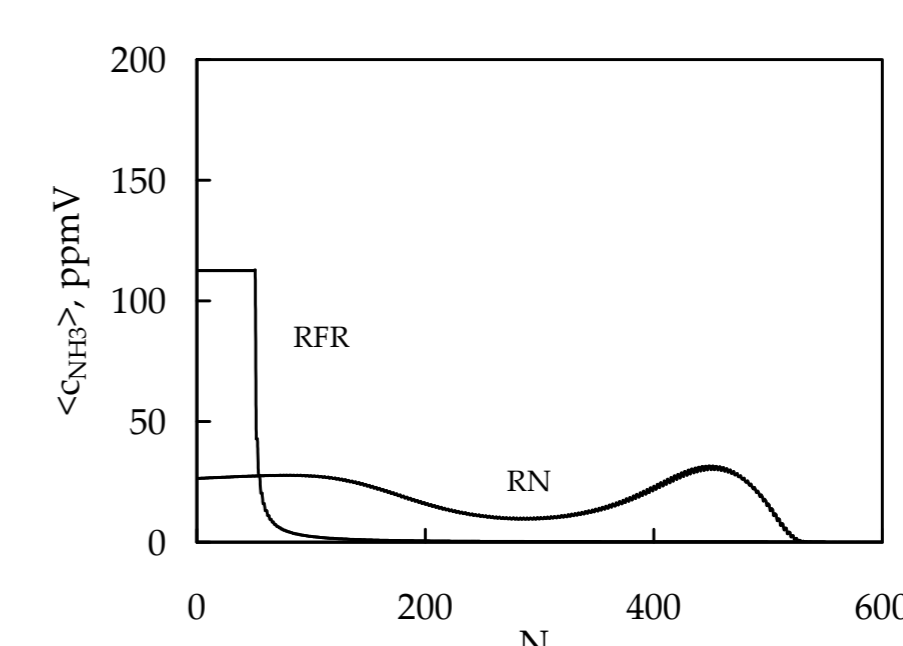
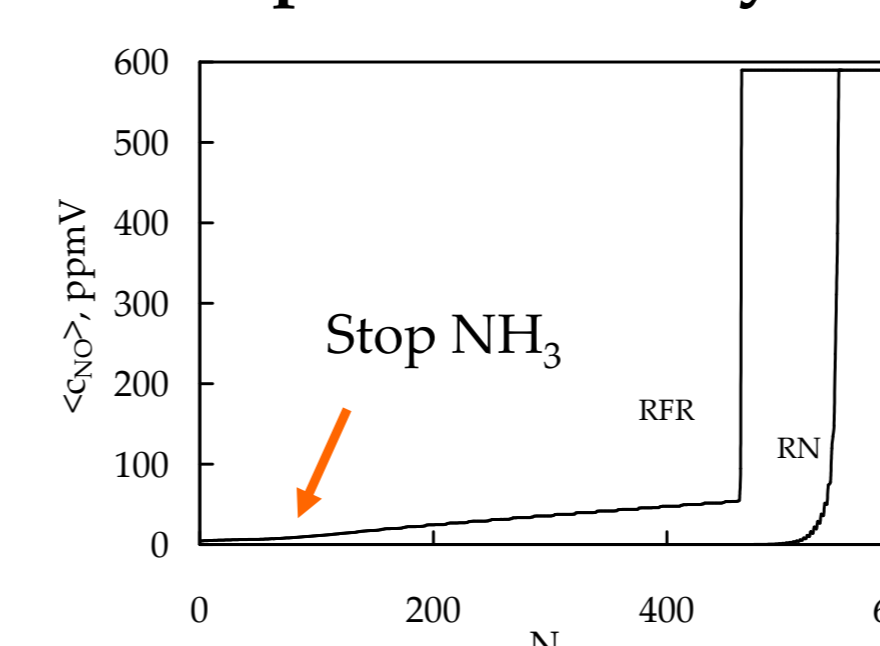


Mean outlet concentration of NO and NH<sub>3</sub> as a function of the switching time in the RN for various values of the inlet surface velocity.

Similarly to the RFR, also in the RN the range of  $t_c$  with low NO and NH<sub>3</sub> emissions is reduced at high feed flow rate; moreover, the second interval of  $t_c$  where the operation is feasible is not only reduced, but also moved towards lower values of  $t_c$  when the flow rate is increased.



## Response of the system to disturbances



The RN is much more robust than the RFR, as it allows the fulfillment of the operating constraints also when the feeding concentration is changed and no control action is undertaken.

Moreover, the different dynamics have a strong drawback in the controllability of the system if a feedback control is used and the outlet concentration of both NO and NH<sub>3</sub> is used to monitor the system.