

All Natural High-Density Fiber- and Particleboards from Hemp Fibers or Rice Husk Particles

Original

All Natural High-Density Fiber- and Particleboards from Hemp Fibers or Rice Husk Particles / Battegazzore, Daniele; Alongi, Jenny; Duraccio, Donatella; Frache, Alberto. - In: JOURNAL OF POLYMERS AND THE ENVIRONMENT. - ISSN 1566-2543. - STAMPA. - 26:4(2018), pp. 1652-1660. [10.1007/s10924-017-1071-9]

Availability:

This version is available at: 11583/2675160 since: 2022-06-30T15:23:30Z

Publisher:

Springer International Publishing

Published

DOI:10.1007/s10924-017-1071-9

Terms of use:

This article is made available under terms and conditions as specified in the corresponding bibliographic description in the repository

Publisher copyright

Springer postprint/Author's Accepted Manuscript

This version of the article has been accepted for publication, after peer review (when applicable) and is subject to Springer Nature's AM terms of use, but is not the Version of Record and does not reflect post-acceptance improvements, or any corrections. The Version of Record is available online at: <http://dx.doi.org/10.1007/s10924-017-1071-9>

(Article begins on next page)

All natural high-density fiber- and particleboards from hemp fibers or rice husk particles

Daniele Battezzore^{1*}, Jenny Alongi², Donatella Duraccio³, Alberto Frache¹

¹Dipartimento di Scienza Applicata e Tecnologia, Politecnico di Torino,
Alessandria campus, Viale Teresa Michel 5, 15121 Alessandria, Italy

²Dipartimento di Chimica, Università degli Studi di Milano,
Via Golgi 19, 20133 Milano, Italy

³Istituto per le Macchine Agricole e Movimento Terra (IMAMOTER)-CNR,
Strada delle Cacce 73, 10035 Torino, Italy

*Corresponding author: Tel/Fax: +390131229343/+390131229399; e-mail address:
daniele.battezzore@polito.it

Abstract

In the present study, long hemp fibers and rice husk particles have been used for producing all natural-based boards for building, automotive and in-door furniture, employing a simple and economic transformation process (namely, compression molding). In order to have the required consistence and mechanical strength, cornstarch was employed as binder. By this way, fiber- and particleboards have been prepared and characterized in terms of morphology, mechanical properties (flexural modulus and strength). The influence of different relative humidity levels on composite storage modulus and heat deflection temperatures has been investigated, as well. Long fibers turned out to be capable of sustaining approximately three times the load with respect to particles in standard conditions.

Thermal, hygro- and photo stability of the above materials have been investigated under three ageing conditions: namely, i) high temperature (*thermal ageing*), ii) humidity plus high temperature (*hygro-thermal ageing*) and iii) UV radiations (*photo ageing*). Regardless of the experimental ageing conditions adopted, fiberboards have shown good mechanical stability with a modest decrease of storage modulus (< 20%) with respect to the values before exposure.

Keywords: hemp fiber; rice husk; starch; thermo-mechanical properties; ageing.

1. Introduction

Lignocellulosic (LCs) materials from renewable sources are “bio-materials” that have been used in the preparation of composites since historical times [1-4]. However, due to the superior properties of synthetic fibers and unavailability of comprehensive data on durability of different materials, the use of LCs in composites decreased until the 1980s. Recently, a renewed interest has been given to natural materials for counteracting environmental problems and resource consumption [5, 6]. Indeed, lignocellulosic fibers and crops have been considered as an appealing alternative to the conventional reinforcing agents, namely, for some applications in: i) *building* as partial replacement of concrete [7], ii) *automotive* to reduce car weight [5], iii) *furniture* to replace wood [8-17], iv) *packaging* [6, 7, 18-22] and v) *textiles* (e.g. geotextiles and nonwoven textiles) [23, 24].

For bio-construction applications, lignocellulosic by-products such as rice husk [13], wooden particles, annual bast plant waste such as shives [25, 26] banana bunch [27] maize husk, paddy straw, maize cob, coconut coir/pith and groundnut shell [28] have been successfully used for the design and manufacture of fiberboards and particleboards. Unfortunately, all these by-products are not self-sustaining, and hence a binder is mandatory. Soybean protein [29] and starch [8, 9] are examples of renewable source “bio”-binders employed for making particleboards. However, only few materials have been industrially developed, with most of their development still limited to laboratory scale. This fact is mainly to be ascribed to their susceptibility to moisture, temperature and light. Indeed, environmental exposure may cause the degradation of these materials with a detrimental failure of mechanical properties, dimensional instability, and fading [30]. As an example, photo-degradation from environmental UV radiations has shown to worsen the damage induced by hygro-thermal effects alone [31-33]. In general, the effect of weathering on fully bio-based composites has received very little attention in the literature and few publications are available on this topic [31-34].

In the present work the production of natural-based boards from the recycle of hemp fibers and rice husk particles is presented. Once panels have been produced the morphology, mechanical properties

and moisture absorption kinetics have been assessed and compared with the standard features of materials for interior furnishings.

A thorough durability study of the boards subjected to high temperatures, moisture and light exposure for extended periods of time, has been carried out to predict property changes during service.

2. Materials and methods

2.1 Materials

Hemp long fibers (H) and rice husk particles 0.1-1 mm (R) kindly supplied by Assocanapa s.r.l. and S.P. S.p.A., respectively, were used as received. Cornstarch (CERESTAR® RG 03408, 25-28% of amylose content) (S) was purchased from Cargill Inc. Before board preparation, hemp fibers, rice husks and starch were dried at 80°C in a convection gravity oven for 3 h.

2.2 Board preparation

To minimize the final product costs, avoid environmental impact and to perform the easiest preparation process, the raw materials were used without any chemical pre-treatments.

The fiber and particle boards were prepared by impregnation of hemp fibers and rice husk with a starch water solution, followed by compression molding in a 50 x 50 x 1 mm³ mold (**Figure 1**). The starch solution viscosity suitable for optimized impregnation of both hemp fibers and rice husk was obtained with a solution made by 1.5 water to starch weight ratio.

To optimize the coherence of the board and limit its porosity, the mold was loaded with 2.0 g of rice husk impregnated by suspension in 5 g of starch solution (**Figure 2a**) whereas hemp fibers were beforehand pressed at 150°C and 10 MPa in the mold for 2 min to produce a mat (**Figure 2b**).

Then, the parts protruding from the mat were cut (**Figure 2c**) and 2.5 g of the compacted mat were impregnated in the mold with 5 g of the starch solution (**Figure 2d**). The composition of the crude boards is reported in **Table 1**.

The fiber and particle boards were prepared by applying 10 MPa pressure to the mold while the temperature was raised from 110 to 140°C for 6 min. and the mold was continuously opened and closed in order to allow water evaporation. At the end of this procedure, a pressure of 10 MPa was kept for 1 min. Finally, the mold was cooled down to room temperature and the sample removed from the mold (**Figures 2e** and **2f**).

An apparent density of 960 and 975 kg/m³ for H-S and R-S boards, respectively, was calculated as weight/volume ratio (**Table 1**) which allows them to be classified as high-density boards (>800 kg/m³), according to the ANSI A208.1 standard [35].

Since the processing procedure cannot avoid partial leaking of the material from the mold during hot pressing, final starch and hemp or rice husk content of the boards had to be measured to calculate void content of the boards. To this purpose, starch was solubilized by water extraction from the board by water immersion (500 ml) at 50°C for 24 h and hemp or rice husk were then separated by centrifugation. This procedure was repeated to complete fillers recovering, requiring 3 treatment cycles followed by drying at 80°C for 3 h. Approximately 12 and 10 wt.-% of S was lost during processing with H and R, respectively as shown by the final “effective” percentages calculated and reported in **Table 1**.

On the basis of the calculated densities for hemp fibers and rice husk (1240 and 1260 kg/m³, respectively) and that reported for starch by the Supplier (1500 kg/m³), the board void contents was assessed and reported in **Table 1**.

2.3 Board characterization

The morphology of boards gold-metallized cross sections was examined using a LEO-1450VP Scanning Electron Microscope - SEM - (beam voltage: 20 kV) and an elemental analysis was carried out by EDX (Energy Dispersive X-ray spectroscopy) using a X-ray probe (INCA Energy Oxford, Cu-K α X-ray source, $k=1.540562 \text{ \AA}$)

Three point bending tests were performed at room temperature ($23\pm 1^\circ\text{C}$) and 50% R.H. by using a Zwick Roell Z100 machine equipped with a 5 kN load cell according to EN 312 standard. The tests were carried out using 5 mm diameter supports and actuator with a span of 45 mm and a deformation of 2 mm/min. Specimens of $50 \times 10 \times 1 \text{ mm}^3$ sizes were cut from the compression molded boards. Three specimens were used for each formulation and the average values with corresponding standard deviations were calculated. These tests provided the flexural modulus (E) and maximum strength (σ) values of the materials. Prior to flexural tests, all samples were conditioned at $23\pm 1^\circ\text{C}$ and 50% R.H., in a climate-controlled chamber to constant weight (≥ 3 days).

Dynamic Mechanical Analysis (DMA) was performed using a DMA Q800 (TA Instruments) in bending configuration on specimens with $50 \times 10 \times 1 \text{ mm}^3$ dimensions.

2.4 Moisture absorption at room temperature

Moisture absorption by mold samples ($50 \times 50 \times 1 \text{ mm}^3$) dried in a gravity convection oven at 80°C for 48 h, exposed at $23\pm 1^\circ\text{C}$ and 25, 50 and 75% R.H., obtained using supersaturated distilled water solutions of magnesium chloride, sodium dichromate and sodium chloride, respectively, was calculated by time programmed weight control to constant weight. The measurements were duplicated and average values were expressed as weight percentage increase with respect to the initial weight under dry conditions.

Storage modulus (E') as a function of temperature was measured using a bending configuration from 30 to 120°C , heating rate $3^\circ\text{C}/\text{min}$, 1 Hz frequency and 0.05% oscillation amplitude in strain-controlled mode. Measurements were repeated twice and standard deviation was calculated. The Heat Deflection Temperature (HDT) was measured as the minimum temperature at which a material modulus decreases to 800 MPa [36].

2.5 Accelerated thermal and hygro-thermal ageing

Board samples (T3) accelerated thermal aging was carried out in a convection gravity oven at 80°C. However, since the elevated temperature of the test tends to reduce the moisture content of samples to levels far lower than those of boards application conditions, extrapolation of aging behavior from the accelerated test to use conditions, might lead to erroneous conclusions. In order to evaluate the additional effect of water on the board ageing at high temperature, board specimens (T1) were also aged at 100% R.H. and 80°C by exposing to saturated vapor in a closed vessel.

The samples aged at 100% R.H. were dried at 80°C for 20 min, corresponding to residual 1.6 % water content, because they were too soft for direct DMA measurement owing to water plasticisation.

The acceleration factor for thermal aging tests was calculated using literature proposed equation (1) [37] [38] [39]:

$$f = 2^{\Delta T/10} \text{ with } \Delta T = T - T_{\text{ref}}, \quad \text{Equation (1)}$$

where T_{ref} is the temperature at which the effects of aging are determined and T is the high temperature used to accelerate these effects.

Considering the set temperature T at 80°C and the T_{ref} at 25°C, the calculated f factor for thermal ageing is 45.

2.6 Accelerated photo ageing

The photo stability of the prepared boards was investigated exposing two specimens (UV1 and UV2) for each formulation, to UV radiations ($\lambda > 290$ nm) at $60 \pm 2^\circ\text{C}$ in air using a SEPAP 12/24 unit by ATLAS, characterized by an acceleration factor (f) typically ranging between 4-10 [40] [44], depending on material chemistry.

2.7 Aging assessment

Visual observation was focused on the presence of cracks on the aged specimen surface or detachment/delamination of the fillers and mechanical properties changes were monitored by DMA. Non-destructive isothermal tests at room temperature ($25\pm 1^\circ\text{C}$) every 4-5 days of exposure were performed at 1 Hz and 0.01% of oscillation amplitude in strain-controlled mode. For each formulation, two specimens were tested in each condition in order to check the reproducibility. The same conditions of thermal ageing were carried out with a 20 h sampling frequency.

3. Results and Discussion

3.1. Morphological characterization

In the SEM micrographs of **Figures 3a** and **3b**, a wide size distribution for both fibers and particles is observed. Hemp fiber section varies from 1 to 200 μm , while rice husk particle size ranges from sub micrometric to 1 mm. The elemental analysis of inorganic elements by EDX has detected traces of Mg, P, K and Ca ions in the hemp fibers and an abundant presence of Si in the rice husk, more concentrated on the husk external part, as stated in the literature [19].

As far as fiberboards are concerned, a homogeneous interconnection of hemp fibers due to the presence of starch is noticed (**Figure 3c**). The continuous pathway does not allow distinguishing single fibers. Conversely, in the case of rice husk it is simpler to identify the particles in the cross section. Indeed, the spongy surface is mainly made by rice husk particles (point 4 in **Figure 3d**), alongside the starch area (point 5 in **Figure 3d**).

3.2 Three point bending tests

A flexural modulus of 1300 ± 300 and 5200 ± 1000 MPa as well as a maximum strength of 16 ± 2 and 64 ± 18 MPa were found for R-S and H-S boards, respectively. Exemplificative curves of the test are reported in **Figure 4** with a digital picture of the specimens at the end of tests. It is clear that the two boards displayed a different failure behavior. In particular, R-S exhibits a brittle fracture (stress at

break of 16 MPa) without plastic deformation. At the end of the test, the specimen appears to be broken in different parts (*see* related picture in **Figure 4**). On the contrary, H-S reaches a significantly higher stress at break (i.e. > 50 MPa) and, after the failure hemp fiber network still sustains the broken board parts (*see* related picture in **Figure 4**) resulting in a slow decrease of stress.

According to the EN 312 standard for particleboards (in particular, type P2 for interior fitments, including furniture in dry conditions), both boards satisfy the requirements of 13 MPa for what concerns the strength, but only fiberboards exhibit the recommended modulus of 1800 MPa [41].

3.3 Moisture absorption

The moisture absorption affects the boards properties and it represents one of drawbacks to be overcome; hence it is important to investigate the kinetics of their moisture absorption and the corresponding mechanical properties [19] [42] [43] [44].

Hemp fibers and rice husk particles exhibit a rapid moisture absorption, reaching the equilibrium with the same weight gain: 6.7 ± 0.5 % after 1 day exposure at 23°C and 50% R.H (**Figure 5**). Although the rate of water absorption by the boards is reduced compared to pure fillers, as shown in **Figure 5** for R.H. 50%, the equilibrium value of the H-S and R-S boards which is comparable, is also reached in 1 day showing a 2.4 times increase on going from 25 to 75 % R.H. (**Table 2**). It must be noticed that the moisture content for all samples is, however, still under the limit of the EN 312 standard for boards [41] which sets a weight gain maximum threshold at 13% for a relative humidity of 65% and a temperature of 20°C, that are less severe conditions with respect to those adopted here (namely, 23°C and 75% R.H).

The storage modulus (E') for H-S and R-S boards either originally dried or aged at 25, 50 and 75% R.H. and 23°C is plotted in **Figures 6a** and **6b** as a function of temperature. It is seen that hemp

fibers have a reinforcing effect, which is about 2 times that of rice husk on a weight basis, which can be primarily explained by the different aspect ratio of fibers and particles.

Although H-S and R-S absorb a comparable amount of water on aging (**Table 2**), absorbed water has an opposite effect on the two types of materials. Indeed, upon aging, R-S boards show an expected progressive decrease of modulus up to 30%, after exposure to R.H. increasing from 25 to 75%. A surprising progressive increase of modulus is instead found upon exposure of H-S boards to increasing R.H. environment, reaching an astonishing 1.35 times increase at 75% R.H. The reason for the unexpected behavior of H-S boards is likely to depend on effect of absorbed water on the hemp-starch interface or hemp fibers. It is reasonable to guess that the swelling of hemp fibers could reduce the gap between fibers and polymer matrix, thus increasing the interfacial area between them and as a consequence improving the elastic modulus of the composite [42].

On increasing temperature, R-S boards, either original or aged at 25 and 50 % R.H., show a regular linear decrease of the modulus to values ranging from 1300 to 1100 MPa. In the case of the R-S board aged at 75% R.H., the linear decrease is followed by a sharp fall of modulus to 600 MPa when the water evaporated.

A more complex trend is shown by the H-S boards which show a crossover of the curves modulus-temperature at about 70-80°C when the water starts to be released. However, also for H-S boards, a linear decrease of modulus is observed to 2600-2100 MPa upon aging at 25 and 50 % R.H and a more severe fall to 1500 MPa for specimens aged at 75% R.H.

The trends of R-S and H-S samples aged at 25 and 50 R.H. are due to the presence of absorbed water that originate reversible modification to the materials since the trend of the original material is recovered upon sample drying. Whereas, in the case of samples aged at 75% R.H., the trend is a consequence of the strong swelling and consecutive shrinkage that probably cause a partial debonding of the fillers from the matrix. This does not allow to recover the original trend upon sample drying.

The E' values exhibited by the two boards are considered suitable for applications where high rigidity is required at room temperature. Furthermore, thanks to the study carried out at different R.H., it is possible to select the crop to be incorporated in the board on the basis of the moisture expected in the application. Indeed, at high relative humidity levels, hemp fibers are the best choice; conversely, at low humidity content rice husk particles could be an acceptable choice if the required mechanical performances are satisfied.

Figures 6a and **6b** show that H-S and R-S boards either original or after aging up to 75% R.H. are characterized by an HDT value above 120°C apart from R-S board aged at 75% H.R. which HDT is 97°C. Thus, the boards are suitable for applications at relatively high temperature as for example in automotive under hood or sun exposed components.

3.4 Thermal, hygro-thermal and photo ageing

The thermal and hygro-thermal ageing of the prepared boards has been followed for 50 days that correspond to circa 2250 days (6 years) of long-term ageing at room temperature, following the Equation (1) and using a f factor of 45. The photo-thermal ageing has been followed for 40 days (960 h of exposure) that correspond to about 3-7 years of solar exposure in continental climate (f factor of 4-10) [40] [45]. The effect of these different ageing conditions on the proposed materials has been monitored by DMA (**Figure 7**). In order to compare specimens having different modulus (E'_0), all curves have been normalized in dry conditions and the resulting E'/E'_0 ratio plotted as a function of time. **Figures 7a** and **7b** report these trends for samples subjected to thermal and hygro-thermal (T3 and T1) and photo-thermal ageing (UV1 and UV2), respectively.

As far as samples exposed to thermal ageing are concerned, a general reduction of composite stiffness has been observed both in dry conditions and humid environment (**Figure 7a**). More specifically, the H-S-T1 sample aged with 100% of R.H. behaved similarly to the dried homologous H-S-T3 with a reduction of E'/E'_0 lower than 15%. R-S sample exhibited a similar behavior to that of H-S in dry conditions (*compare* R-S-T3 with H-S-T3 curves). Conversely, it showed a faster

property failure when aged at 100% of R.H. (R-S-T1 sample). Indeed, after 37 days, 80% of E'/E'_0 reduction with respect to the initial conditions has been observed and it was not possible to further carry out this measurement because of R-S fracture.

As far as photo-thermal ageing is considered, UV1 and UV2 samples exhibited a restrained reduction of composite stiffness during exposure (**Figure 7b**). Indeed, at the end of test, after 40 days of exposition, the reduction is less than 20% for both samples with respect to the starting value.

The effect of ageing on optical characteristic of the samples is mostly evident in the case of hygro-thermal ageing which leads to browning (R-S and H-S), warping (H-S) or delamination (R-S) as shown in **Figure 8**.

The collected results from the ageing tests demonstrate that an effective application in building, automotive and outdoor furniture could be foreseen, as the board degradation due to temperature, hydrolysis and UV radiation turns out to be very slow at room temperature, and board life expectancy exceeds 3 years in the worst forecast conditions.

4. Conclusions

In the present study two different lignocellulosic by-products (hemp long fibers and rice husk particles) have been used to produce all natural-based boards (fiber- and particleboards) by using cornstarch as binder. A simple and economic transformation process based on the use of hot compression molding has been exploited.

Fiberboards have proven to be stiffer than particleboards (twice as much) and able to sustain more than three times the load, confirming the morphological observations that indicated a higher interconnection between hemp fibers and starch with respect to that evidenced between rice husk particles and starch. At 50% R.H. both boards satisfy the requirements of 13 MPa for what concerns the flexural strength, while only fiberboards exhibit the recommended modulus of 1800 MPa for interior fitment.

Thanks to the highest mechanical properties, the H-S composite can be considered fully eligible for applications in building and furniture. Furthermore, the HDT evaluation extends its application even at high temperature applications, such as in automotive.

Different relative humidity levels significantly affected the composite modulus: R-S boards show an expected progressive decrease of modulus up to 30%, while a surprising progressive increase is found for H-S boards, reaching an astonishing 35% of increase after exposure to R.H. increasing from 25 to 75%.

Finally, the prepared boards have been subjected to different accelerated aging conditions and durability has been measured in terms of modulus reduction.

Results have also evidenced a general decrease of composite stiffness for the ageing conditions employed in this work (namely, thermal, hygro-thermal and photo ageing). However, for both fiber- and particleboards the stiffness reductions due to thermal ageing after 50 days (corresponding to 6 years at room temperature), and due to photo ageing after 40 days (3-7 years equivalent) have been only lowered by 15 and 20%, respectively.

Acknowledgements

The authors would like to thank Mrs. Giuseppina Iacono for SEM analyses and Prof. Giovanni Camino for fruitful discussion.

Table 1. Codes, compositions and density of hemp fiber and rice husk particle reinforced starch composites.

Sample	H or R content [wt.-%]	S content [wt.-%]	H or R effective content [wt.-%]	S effective content [wt.-%]	Board density [kg/m ³]	Void percentage [%]
H-S	62.5	37.5	75.0	25.0	960±50	26±2
R-S	50.0	50.0	60.0	40.0	975±50	28±2

Table 2. Percentage of moisture absorption at different relative humidity levels.

Sample	25% R.H.	50% R.H.	75% R.H.
	[%]	[%]	[%]
H-S	4.8	6.2	12.2
R-S	5.1	6.7	11.9

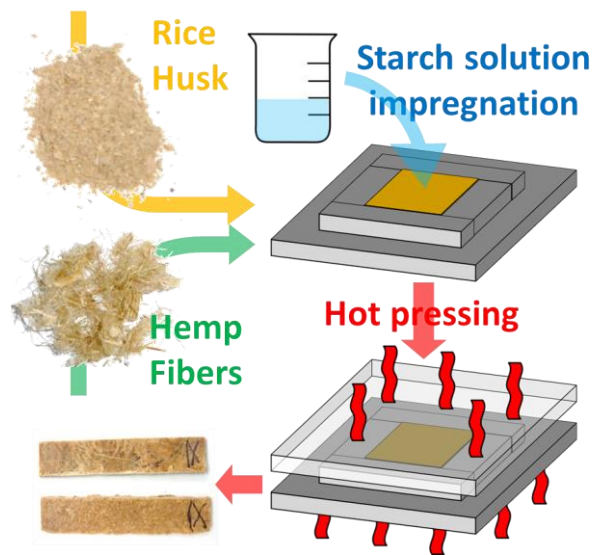


Figure 1. Board production scheme.



Figure 2. Photographs of slurry of water, starch and rice husk (a), pressed hemp fibers (b), cut hemp mat (c), hemp mat impregnated with water and starch (d), final specimen H-S (e) and final specimen R-S (f).




Figure 3. SEM micrographs and EDX analyses of H (a), R (b), H-S (c), R-S (d).

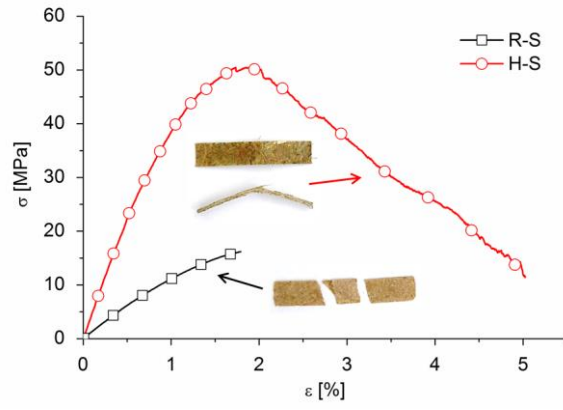


Figure 4. R-S and H-S stress-strain curves from three point bending tests.

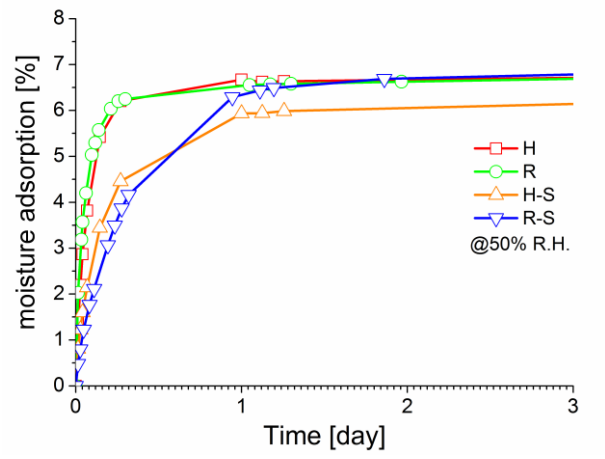


Figure 5. Moisture absorption as a function of time for hemp fibers, rice husk particles and corresponding boards at 50% R.H.

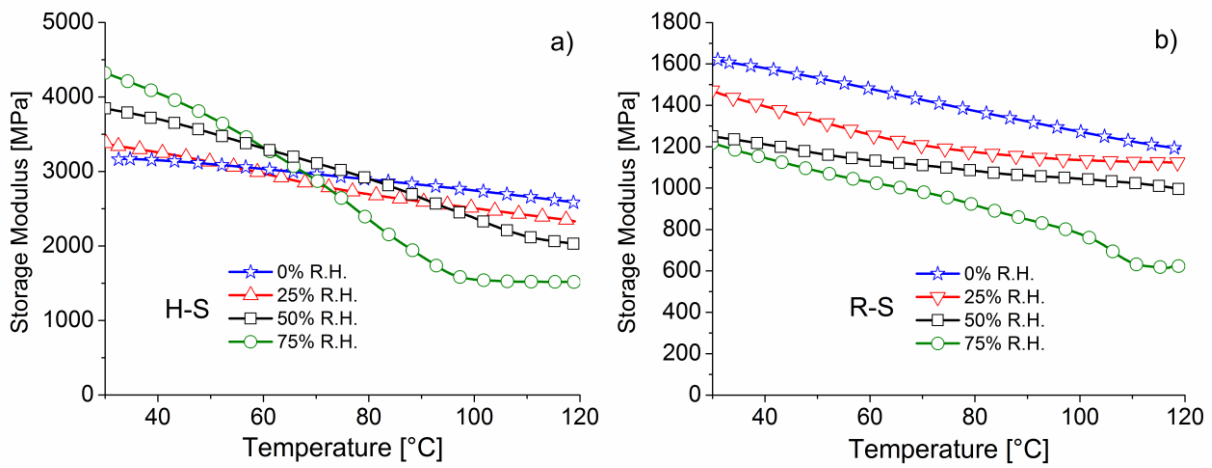


Figure 6. Storage modulus as a function of temperature for H-S (a) and R-S (b) at different relative humidity levels.

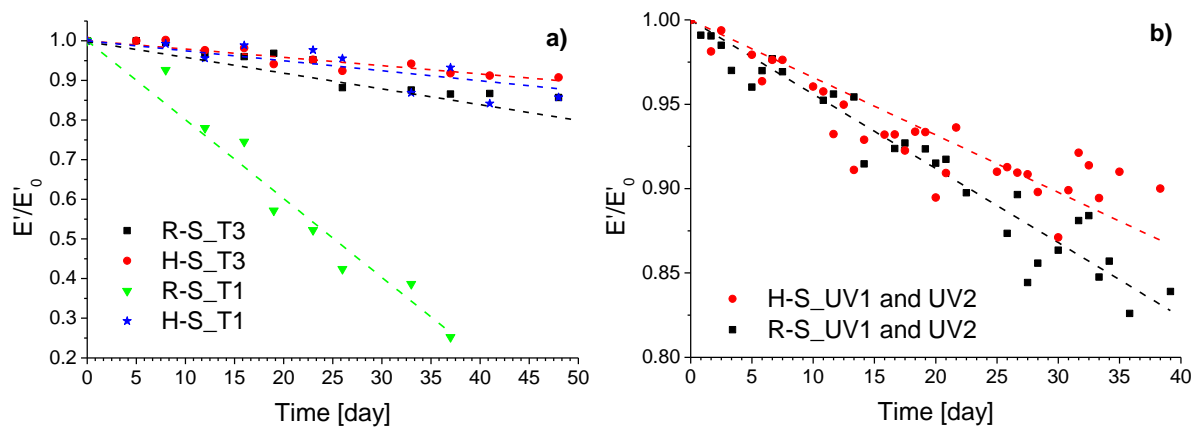


Figure 7. Normalized storage modulus (E'/E'_0) as a function of time for (a) oven ageing (T3 and T1) and (b) SEPAP ageing (UV1 and UV2).



Figure 8. Digital pictures of pristine (Ref) and aged samples after 15 days and at the end of ageing tests.

References

- [1] Lubin G. in: Handbook of composites. (Springer Science & Business Media; 2013).
- [2] Hon D. Polym News. 17 (1992) 102.
- [3] Hon DN. Polym News.;13(1988) 34-140.
- [4] Fakirov S, Bhattacharyya D. in: Engineering Biopolymers: Homopolymers, Blends, and Composites (Carl Hanser Verlag GmbH Co KG; 2015).
- [5] Koronis G, Silva A, Fontul M. Composites Part B: Engineering. 44 (2013) 120.
- [6] Alkbir MFM, Sapuan SM, Nuraini AA, Ishak MR. Composite Structures. 148 (2016) 59-73.
- [7] John MJ, Thomas S. Carbohydrate Polymers. 71 (2008) 343-64.
- [8] Temitope AK. Industrial Engineering & Management. 04 (2015).
- [9] Zach J, Hroudova J, Brozovsky J, Krejza Z, Gailius A. Procedia Engineer. 57 (2013) 1288-94.
- [10] Melo RRd, Stangerlin DM, Santana RRC, Pedrosa TD. Materials Research. 17 (2014) 682-6.
- [11] Le AT, Gacoin A, Li A, Mai TH, Rebay M, Delmas Y. Construction and Building Materials. 61 (2014) 106-13.
- [12] Le AT, Gacoin A, Li A, Mai TH, El Waki N. Compos Part B-Eng. 75 (2015) 201-11.
- [13] Johnson AC, Nordin YBDED. Cellulose. 28 (2009) 38.
- [14] Korjenic A, Petranek V, Zach J, Hroudova J. Energy and Buildings. 43 (2011) 2518-23.
- [15] Kozlowski R, Mieleniak B, Przepiera A. in: Plant residues as raw material for particleboards. (Zemedelska Technika-UZPI (Czech Republic). 1995).
- [16] Padkho N. Procedia Engineering.32 (2012) 1113-8.
- [17] Vargas S, Rodriguez JR, Lobland HEH, Piechowicz K, Brostow W. Macromolecular Materials and Engineering. 299 (2014) 807-13.
- [18] Battezzore D, Alongi J, Frache A. Journal of Polymers and the Environment. 22 (2014) 88-98.
- [19] Battezzore D, Bocchini S, Alongi J, Frache A. RSC Advances. 4 (2014) 54703-12.
- [20] Battezzore D, Bocchini S, Alongi J, Frache A, Marino F. Cellulose. 21 (2014) 1813-21.
- [21] Battezzore D, Bocchini S, Alongi J, Frache A. Polymer Degradation and Stability. 108 (2014) 297-306.
- [22] Battezzore D, Salvetti O, Frache A, Peduto N, De Sio A, Marino F. Composites Part A: Applied Science and Manufacturing. 81 (2016) 193-201.
- [23] Kozlowski R, Mieleniak B. Proceedings from the Third International Symposium on Natural Polymers and Composites, Sao Paulo (2000) 504-10.
- [24] Xanthos M. in: Functional fillers for plastics: (John Wiley & Sons; 2010).
- [25] Kozlowski R, Mieleniak B, Helwig M, Przepiera A. Polymer Degradation and Stability. 64 (1999) 523-8.
- [26] Khedari J, Nankongnab N, Hirunlabh J, Teekasap S. Building and environment. 39 (2004) 59-65.
- [27] Quintana G, Velasquez J, Betancourt S, Ganán P. Industrial crops and products. 29 (2009) 60-6.
- [28] Sampathrajan A, Vijayaraghavan N, Swaminathan K. Bioresource technology. 40 (1992) 249-51.
- [29] Ciannonea EM, Stefani PM, Ruseckaite RA. Bioresource technology. 101 (2010) 818-25.
- [30] Pickering K. in: Properties and performance of natural-fibre composites (Elsevier; 2008).
- [31] Mehta G, Mohanty AK, Drzal LT, Kamdem DP, Misra M. Journal of Polymers and the Environment. 14 (2006) 359-68.
- [32] Stark NM. in: Proceeding 2nd Wood Fibre Polymer Composites Symposium Applications and Perspectives (2005).

- [33] Lundin T, Cramer SM, Falk RH, Felton C. *Journal of materials in civil engineering*. 16 (2004) 547-55.
- [34] Michel A, Billington S. *Polymer degradation and stability*. 97 (2012) 870-8.
- [35] ANSI A208.
- [36] Takemori MT. *Polym Eng Sci*. 19 (1979) 1104-9.
- [37] ASTM D 3045.
- [38] Hukins D, Mahomed A, Kukureka S. *Medical engineering & physics*. 30 (2008) 1270-4.
- [39] Celina M, Gillen KT, Assink R. *Polymer Degradation and Stability*. 90 (2005) 395-404.
- [40] Irshad A, Delor-Jestin F, Chalard P, Verney V. *Oilseeds and Fats, Crops and Lipids*. 22 (2015).
- [41] CSN EN 312.
- [42] Dhakal HN, Zhang ZY, Richardson MOW. *Composites Science and Technology*. 67 (2007) 1674-83.
- [43] Ayadi F, Dole P. *Carbohydrate Polymers*. 84 (2011) 872-80.
- [44] Kuorwel KK, Cran MJ, Sonneveld K, Miltz J, Bigger SW. *Journal of Applied Polymer Science*. 128 (2013) 530-6.
- [45] Boxhammer J. *Material Testing Product and Technology News*. 40 (2010) ATLAS MATERIAL TESTING TECHNOLOGY LLC