

Soft-Dielectron Excess in Proton-Proton Collisions at $s = 13$ TeV

Original

Soft-Dielectron Excess in Proton-Proton Collisions at $s = 13$ TeV / Acharya, S; Adamova, D.; Adolfson, J; Aggarwal, M.; Rinella, G.; Agnello, M.; Agrawal, N; Bufalino, S.; Concas, M.; Grosa, F.; Catalano, F.; Fecchio, P.; Balbino, A.. - In: PHYSICAL REVIEW LETTERS. - ISSN 0031-9007. - STAMPA. - 127:4(2021), p. 042302.
[10.1103/PhysRevLett.127.042302]

Availability:

This version is available at: 11583/2962423 since: 2022-05-02T21:32:58Z

Publisher:

American Physical Society

Published

DOI:10.1103/PhysRevLett.127.042302

Terms of use:

This article is made available under terms and conditions as specified in the corresponding bibliographic description in the repository


Publisher copyright

(Article begins on next page)

Soft-Dielectron Excess in Proton-Proton Collisions at $\sqrt{s} = 13$ TeV

S. Acharya *et al.**

(A Large Ion Collider Experiment Collaboration)

 (Received 15 June 2020; revised 12 April 2021; accepted 8 June 2021; published 23 July 2021)

A measurement of dielectron production in proton-proton (pp) collisions at $\sqrt{s} = 13$ TeV, recorded with the ALICE detector at the CERN LHC, is presented in this Letter. The data set was recorded with a reduced magnetic solenoid field. This enables the investigation of a kinematic domain at low dielectron (ee) invariant mass m_{ee} and pair transverse momentum $p_{T,ee}$ that was previously inaccessible at the LHC. The cross section for dielectron production is studied as a function of m_{ee} , $p_{T,ee}$, and event multiplicity $dN_{ch}/d\eta$. The expected dielectron rate from hadron decays, called hadronic cocktail, utilizes a parametrization of the measured η/π^0 ratio in pp and proton-nucleus collisions, assuming that this ratio shows no strong dependence on collision energy at low transverse momentum. Comparison of the measured dielectron yield to the hadronic cocktail at $0.15 < m_{ee} < 0.6$ GeV/ c^2 and for $p_{T,ee} < 0.4$ GeV/ c indicates an enhancement of soft dielectrons, reminiscent of the “anomalous” soft-photon and soft-dilepton excess in hadron-hadron collisions reported by several experiments under different experimental conditions. The enhancement factor over the hadronic cocktail amounts to $1.61 \pm 0.13(\text{stat}) \pm 0.17(\text{syst, data}) \pm 0.34(\text{syst, cocktail})$ in the ALICE acceptance. Acceptance-corrected excess spectra in m_{ee} and $p_{T,ee}$ are extracted and compared with calculations of dielectron production from hadronic bremsstrahlung and thermal radiation within a hadronic many-body approach.

DOI: [10.1103/PhysRevLett.127.042302](https://doi.org/10.1103/PhysRevLett.127.042302)

The study of lepton pair production is an important tool for investigating the properties of hadronic and nuclear collisions as they can leave the strongly interacting system at any stage of its evolution. In order to single out possible medium contributions to the dilepton yield in nucleus-nucleus collisions on top of those from hadron decays, studies in hadronic collision systems are instrumental in obtaining a medium-free reference. Recent measurements of dielectron (e^+e^-) production at midrapidity in proton-proton (pp) collisions at the Large Hadron Collider (LHC) at CERN [1–3] and at the Relativistic Heavy-Ion Collider (RHIC) at BNL [4–6] are compatible with the expectations from hadron decays, i.e., with the hadronic cocktail, and show no indication of medium effects within the experimental uncertainties. In contrast to this, recent measurements of hadronic observables in small collision systems at the LHC [7–10] and at RHIC [11–13] reveal signs of collectivity and equilibration of the final-state particles at high multiplicities. This suggests that considerable interaction in an intermediate state may, indeed, be at work even

in pp collisions, which should also give rise to the emission of electromagnetic radiation.

The production of soft photons in hadronic collision systems was extensively studied in fixed-target experiments at beam momenta ranging from 10.5 to 450 GeV/ c . Except for the lowest collision energies [14], most experiments reported an excess of soft photons compared with the expectation from hadron decays that could not be explained by initial- and final-state bremsstrahlung [15–17]. The emergence of a photon excess in a transverse momentum (p_T) range far below 0.2 GeV/ c was dubbed the soft-photon puzzle because bremsstrahlung from initial- and final-state particles should dominate over the radiation from any intermediate state in the soft limit, as stated by the Low theorem [18]. This raised speculations about the existence of a radiating intermediate state with characteristic time and length scales well above 1 fm [19]; a scenario that can be largely ruled out by more recent measurements of the source size in pp collisions from particle interferometry [20–22]. Several possible mechanisms were proposed to explain the observations, including the annihilation of soft partons [23–28], the production of a cold nonequilibrium state of quarks and gluons [29,30], and the emission of synchrotron radiation off quarks that are accelerated in the chromomagnetic fields of the colliding hadrons [31,32]. A final conclusion on the interpretation of the soft-photon excess has not been reached though [33,34].

In the dilepton sector, an enhancement over the hadronic cocktail was observed for both electron and muon pairs at

*Full author list given at the end of the article.

Published by the American Physical Society under the terms of the [Creative Commons Attribution 4.0 International license](https://creativecommons.org/licenses/by/4.0/). Further distribution of this work must maintain attribution to the author(s) and the published article's title, journal citation, and DOI.

small invariant masses in pp collisions at the intersecting storage rings (ISRs) [35], and in fixed-target experiments with π and p beams from 10 to 400 GeV/c [36–46]. Similar to the case of real photons, the excess yield could not be reconciled with the expectation from hadronic bremsstrahlung. These observations are supported by findings of an enhanced e^+/π ratio at the ISR [47]. However, the observations in the dilepton sector remained controversial because other experiments reported results that were compatible with bremsstrahlung and hadron decays only [48–50]. The question of anomalous soft-dilepton production in hadronic collisions awaits further experimental input since three decades.

In a dedicated campaign during pp operation at $\sqrt{s} = 13$ TeV, the ALICE central-barrel detectors [51] were operated inside a lower magnetic solenoid field, which increased the sensitivity for electrons at low p_T (the term “electron” is used here for electrons and positrons). This makes a reassessment of soft dielectron production possible that could not be performed in a previous analysis at nominal field [2].

A detailed description of the ALICE apparatus and its performance can be found in [52]. The tracking of charged particles is performed by the inner tracking system (ITS) [53] and by the time projection chamber (TPC) [54], which are located in the central barrel and are surrounded by a solenoid, providing a homogeneous magnetic field along the beam direction. The TPC is used for particle identification (PID) via the measurement of the specific ionization energy loss (dE/dx). Additional PID information is provided by the time of flight (TOF) [55] system. Collision events are selected using the V0 detectors located on either side of the interaction point. Furthermore, the events are classified on the basis of the V0 signal amplitude. The event classes are reported in terms of $dN_{ch}/d\eta$ at midrapidity [56].

The data samples analyzed for this Letter were recorded in 2016–2018 in pp collisions at $\sqrt{s} = 13$ TeV with ALICE, employing a setup where the magnetic solenoid field was reduced from 0.5 T to 0.2 T. This increases the acceptance and efficiency of the tracking and TOF detectors, extending the single electron selection from $p_{T,e} \geq 0.2$ GeV/c down to $p_{T,e} \geq 0.075$ GeV/c and providing access down to pair transverse momenta $p_{T,ee} \geq 0$ for invariant masses $m_{ee} > 0.15$ GeV/c². The minimum bias (MB) event trigger is constructed using a coincident signal in both V0 scintillators. Interaction vertices are reconstructed by extrapolation of ITS track segments toward the nominal interaction point. Events with multiple reconstructed vertices are tagged as pileup and rejected. The requirement on the vertex position to be within ± 10 cm of the nominal interaction point in beam direction is employed to ensure a uniform detector performance. After event selection, a total of 5.42×10^8 MB pp events remain for further analysis, corresponding to an integrated

luminosity of $\mathcal{L}_{\text{int}} = 9.38 \pm 0.47$ nb⁻¹ based on the visible cross section observed by the V0 trigger extracted from a van der Meer scan [57].

The electron candidates used in this analysis are selected in the transverse momentum range $p_{T,e} > 0.075$ GeV/c and pseudorapidity $|\eta_e| < 0.8$. Further track and PID selection criteria are identical to those described in [2] with the exception of a stronger requirement on the maximum distance of closest approach (DCA) to the primary vertex in the longitudinal direction ($\text{DCA}_z < 0.3$ cm) to remove a contribution of looping tracks in the TPC.

Since pairs of electrons originating from the same source cannot be identified unambiguously, a statistical approach is applied to extract the yield of correlated pairs. To this end, a combinatorial pairing of all electron candidates in an event is performed. Additional photon conversion rejection is achieved by removing pairs based on their characteristic orientation relative to the magnetic field [1].

The combinatorial background estimate is constructed from same-event pairs with the same charge sign, corrected for charge-dependent acceptance effects, and subtracted from the opposite-sign pair distribution, following the approach described in [2]. To correct the signal for the finite reconstruction efficiency, a Monte Carlo (MC) simulation is used as described in [2]. Proton-proton events are generated using the Monash 2013 tune of PYTHIA8.1 [58] to simulate light-hadron decays, while the Perugia 2011 tune of PYTHIA6.4 [59] is utilized to embed heavy-flavor hadrons that decay to electrons. The generated particles are propagated through the detector using GEANT3 [60]. The final efficiency as a function of m_{ee} and $p_{T,ee}$ is the average of the efficiencies of the different dielectron sources, weighted by their expected contribution to the hadronic cocktail (see below).

The systematic uncertainties of the data are evaluated as described in [2] by simultaneous variation of the single-electron tracking and PID selection criteria. The track sample is varied by changing the criteria on the number of space points in TPC and ITS, the χ^2 of the track fits, and the criteria used for electron selection and hadron rejection. These variations imply changes of the pair efficiency by up to about 30%. The systematic uncertainty is calculated as the root-mean-square of the resulting data points. Similar to [2], additional uncertainties related to the conversion rejection criteria, the isolation criterion in the ITS and the requirement of a hit in the first ITS layer, as well as on the TPC-ITS matching efficiency, the V0 trigger efficiency and the vertex reconstruction efficiency are added in quadrature. The resulting total systematic uncertainties are 12% for $m_{ee} < 0.04$ GeV/c² and 11% for larger invariant masses, independent of $p_{T,ee}$. The global 5% uncertainty resulting from the luminosity measurement is not included in the systematic uncertainties of the data points.

The dielectron measurement is compared with the sum of expected contributions from light (π^0 , η , η' , ω , ρ , ϕ) and heavy-flavor hadron decays within the kinematic range under study. The hadronic cocktail is constructed as described in [2], with the following exceptions. The p_T spectrum of π^\pm in pp collisions at $\sqrt{s} = 13$ TeV [61] is parametrized using a modified Hagedorn function [62]. The difference between π^0 and π^\pm due to isospin-violating decays, mainly of the η meson, is estimated using an effective model that describes measured hadron spectra at low p_T and includes strong and electromagnetic decays [63]. This leads to a p_T -dependent scaling factor applied to the π^\pm parametrization, which implies an upward shift by $18\% \pm 6\%$ for $p_T \rightarrow 0$ that drops monotonically to below 1% at $p_T > 1$ GeV/c. The uncertainty of this correction is estimated from variations of the model parameters and propagated into the final cocktail uncertainty.

The dominant contribution to the hadronic cocktail in the kinematic region of interest is given by the η meson. Therefore, a parametrization of the ALICE measurement of η/π^0 ratio as a function of p_T in pp collisions at $\sqrt{s} = 7$ TeV [64], 8 TeV [65], and in p-Pb collisions at a center-of-mass energy per nucleon-nucleon collision $\sqrt{s_{NN}} = 5.02$ TeV [66] is performed and extended to low p_T , using data from CERES/TAPS [67] below $p_T = 0.4$ GeV/c and assuming energy independence of the ratio. The estimated uncertainty is about 15% at $p_T > 0.5$ GeV/c, where data from LHC exist. At smaller p_T , a conservative p_T -dependent uncertainty of up to 40% is assigned, covering the full spread of the data points and a possible weak energy dependence of the η/π^0 ratio. The resulting η/π^0 parametrization including the estimated uncertainties is shown in Fig. 1. It also illustrates that m_T scaling [68] fails to describe the measured η/π^0 ratio at low p_T , as reported earlier [65,69].

The contribution from correlated semileptonic decays of open charm and beauty hadrons is estimated based

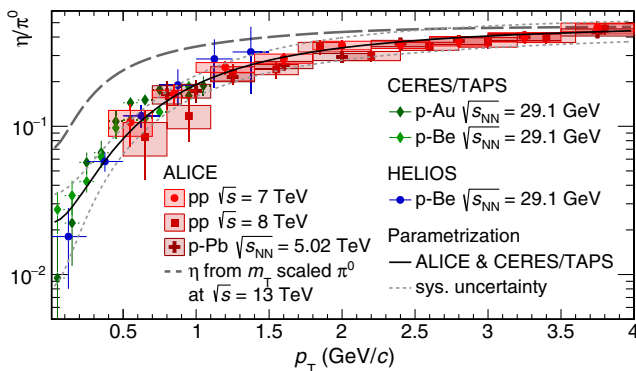


FIG. 1. The ratio η/π^0 as a function of p_T , measured in pp and proton-nucleus collisions at different center-of-mass energies [64–67]. Also shown is the parametrization used for the construction of the hadronic cocktail (solid line), its uncertainty (dotted line), and the expectation from m_T scaling (dashed line).

on the decay distributions from the Perugia 2011 tune of PYTHIA 6.4, normalized to the measured cross sections at midrapidity, $d\sigma_{c\bar{c}}/dy|_{y=0} = 974 \pm 138(\text{stat}) \pm 140(\text{syst}) \mu\text{b}$ and $d\sigma_{b\bar{b}}/dy|_{y=0} = 79 \pm 14(\text{stat}) \pm 11(\text{syst}) \mu\text{b}$, from the dielectron analysis in pp collisions at $\sqrt{s} = 13$ TeV at nominal field [2]. Finally, the detector resolution in $p_{T,e}$, η_e and azimuthal angle φ_e is extracted as a function of $p_{T,e}$ from the same MC simulation and applied to all decay electrons [70]. To construct the cocktail in intervals of $dN_{\text{ch}}/d\eta$, the light-flavor p_T spectra of the MB cocktail are scaled by the ratio of the charged-particle p_T spectra measured in multiplicity intervals to all events having at least one charged particle produced in the pseudorapidity interval $|\eta| < 1$ (INEL > 0 events) [61]. The open-charm contribution is weighted according to the measured enhancement of D mesons at $p_T > 1$ GeV/c in pp collisions at $\sqrt{s} = 7$ TeV [71]. The overall systematic uncertainties of the hadronic cocktail are estimated by adding in quadrature the uncertainties of the following contributions: the input data parametrizations as a function of p_T , the π^0/π^\pm correction factor, the uncertainty of the η/π^0 , ω/π^0 [58], and ρ/π^0 [58] ratios, the scaling parameters used for η' [59] and ϕ [72], the branching fractions of the different light-flavor decay channels, the measured cross sections, as well as the estimation of $dN_{\text{ch}}/d\eta$. This results in a systematic uncertainty of the hadronic cocktail between 13% in the π^0 -Dalitz region and up to 24% in the mass region dominated by the η meson.

The dielectron cross section as a function of m_{ee} in the range $p_{T,ee} < 0.4$ GeV/c and within the ALICE single-

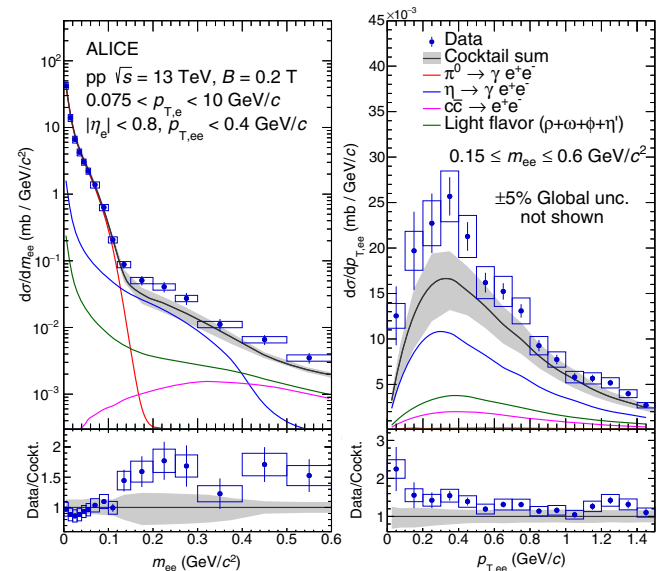


FIG. 2. Differential dielectron cross sections as a function of m_{ee} (left) and $p_{T,ee}$ (right). The different components of the hadronic cocktail are shown as solid lines. The error bars and boxes indicate the statistical and systematic uncertainties of the data points. The cocktail uncertainties are shown as gray bands. In the bottom panels, the ratios of data and cocktail are shown.

electron acceptance is shown in the left panel of Fig. 2. The data points are compared to the hadronic cocktail. Within the uncertainties, data and cocktail are in good agreement at $m_{ee} < m_\pi$ while an excess over the hadronic cocktail is observed at larger masses. The representation of the data as a function of $p_{T,ee}$ in the invariant mass region $0.15 < m_{ee} < 0.6 \text{ GeV}/c^2$ (right panel of Fig. 2) illustrates that the excess is most pronounced at $p_{T,ee} < 0.4 \text{ GeV}/c$, while the hadronic cocktail agrees well with the data at higher $p_{T,ee}$. In the mass region $0.15 < m_{ee} < 0.6 \text{ GeV}/c^2$ and for $p_{T,ee} < 0.4 \text{ GeV}/c$, the enhancement factor amounts to $1.61 \pm 0.13(\text{stat}) \pm 0.17(\text{syst, data}) \pm 0.34(\text{syst, cocktail})$. The systematic uncertainty is dominated by the uncertainty of the η contribution to the hadronic cocktail.

The study of the multiplicity dependence of the observed excess may help to unravel the nature of the underlying dielectron production mechanisms [26]. To this end, four intervals of the event multiplicity are selected, based on the V0 signal, and the dielectron data are integrated over different regions of m_{ee} and $p_{T,ee}$. The upper part of Fig. 3 shows the dielectron yield per event in the interval $0.15 < m_{ee} < 0.6 \text{ GeV}/c^2$ and $p_{T,ee} < 0.4 \text{ GeV}/c$ compared with the hadronic cocktail, integrated over the same m_{ee} and $p_{T,ee}$ interval, as a function of the relative charged-particle multiplicity at midrapidity, $(dN_{\text{ch}}/d\eta)/\langle dN_{\text{ch}}/d\eta \rangle_{\text{INEL}>0}$, where $\langle dN_{\text{ch}}/d\eta \rangle_{\text{INEL}>0} = 7.6 \pm 0.5$ is the mean multiplicity in $\text{INEL} > 0$ pp collisions at $\sqrt{s} = 13 \text{ TeV}$ [56]. The dielectron yield is systematically above the cocktail in all multiplicity intervals. The enhancement of the data over the cocktail is shown in the lower part of Fig. 3. Within the experimental accuracy, no clear trend for the multiplicity

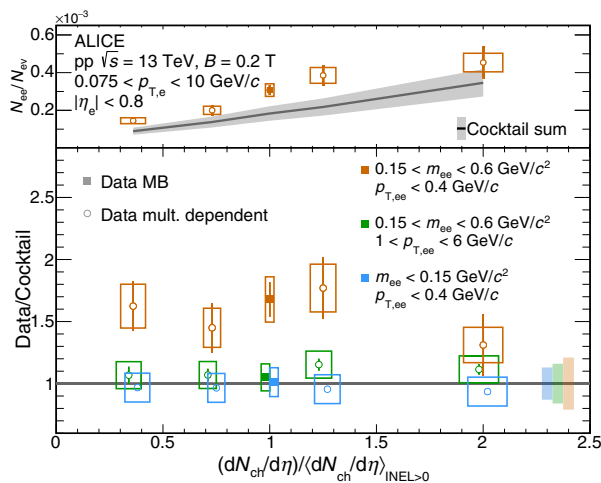


FIG. 3. Upper panel: Dielectron yield per event in the excess region as a function of the event multiplicity compared with the hadronic cocktail. Lower panel: Enhancement factor data or cocktail in three different kinematic regions. Error bars and boxes show the statistical and systematic uncertainties of the data points. The cocktail uncertainties are indicated as vertical bars around one in the lower panel.

dependence is found. Figure 3 also shows the multiplicity dependence in control regions at smaller m_{ee} or larger $p_{T,ee}$, where no excess is observed.

To further characterize the observed dielectron enhancement, the hadronic cocktail is subtracted from the measured m_{ee} and $p_{T,ee}$ spectra. The extracted excess spectra are corrected for the single-electron acceptance in $p_{T,e}$ and η_e , assuming isotropic decay in the pair center-of-mass frame, which enables the measurement of the excess cross section in $m_{ee} > 0.15 \text{ GeV}/c^2$ and $p_{T,ee} > 0$ at midrapidity. The corresponding excess spectra as a function of m_{ee} and $p_{T,ee}$ are shown in Fig. 4. The data points are compared with a calculation of bremsstrahlung from initial- and final-state hadrons following the approach in [73] using a mean charge transfer $\langle \Delta Q^2 \rangle = 1.32$ in units of the electric charge e squared and the inelastic hadronic cross section [57]. Also shown is a calculation of the thermal dielectron yield from a hadronic many-body model [74–76], assuming a fireball lifetime of $2 \text{ fm}/c$, an initial temperature of $216 \text{ MeV}/c$ and a freeze-out temperature of $170 \text{ MeV}/c$. While the hadronic many-body approach is successful in describing the dilepton production in heavy-ion collisions at the SPS [77,78], at RHIC [79–81], and at the LHC [82], it fails to describe the present dielectron results in pp collisions. An enhancement of dielectrons at very low $p_{T,ee}$ in peripheral Au-Au collisions at $\sqrt{s_{\text{NN}}} = 200 \text{ GeV}$, reported by the STAR collaboration [83], could be explained by coherent two-photon production of lepton pairs in the strong electric fields of the colliding nuclei [84–86]. Owing to the strong Z dependence, this mechanism is not sufficient to describe the present enhancement in pp collisions.

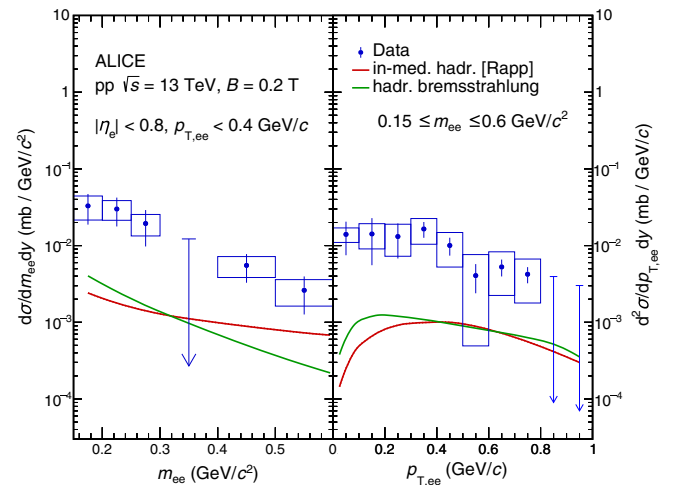


FIG. 4. Dielectron excess spectra as a function of m_{ee} (left) and $p_{T,ee}$ (right) after subtraction of the hadronic decay cocktail. The error bars and boxes represent statistical and combined systematic uncertainties from data and cocktail. Arrows indicate upper limits at 90% confidence level. Also shown as lines are calculations of bremsstrahlung from initial- and final-state hadrons [73], and thermal dielectron production [74–76].

The results reported here are expected to encourage further theoretical work.

In conclusion, an excess of soft dielectrons over the expectation from hadron decays is observed in pp collisions at $\sqrt{s} = 13$ TeV. The enhancement factor shows no dependence on the event multiplicity, and the acceptance-corrected excess yield cannot be explained by bremsstrahlung from initial- and final-state hadrons or by thermal dielectron production. The excess of soft dielectrons in pp is an intriguing observation, although its significance is presently limited to 1.6σ , mostly by the uncertainty of the hadronic cocktail. Forthcoming precision measurements with the upgraded ALICE detector will help to further elucidate this finding, including a possible connection to earlier observations of anomalous soft-photon and soft-dielectron production at lower collision energies.

The ALICE Collaboration would like to thank all its engineers and technicians for their invaluable contributions to the construction of the experiment and the CERN accelerator teams for the outstanding performance of the LHC complex. The ALICE Collaboration gratefully acknowledges the resources and support provided by all Grid centres and the Worldwide LHC Computing Grid (WLCG) collaboration. The ALICE Collaboration acknowledges the following funding agencies for their support in building and running the ALICE detector: A. I. Alikhanyan National Science Laboratory (Yerevan Physics Institute) Foundation (ANSL), State Committee of Science and World Federation of Scientists (WFS), Armenia; Austrian Academy of Sciences, Austrian Science Fund (FWF): [Grant No. M 2467-N36] and Nationalstiftung für Forschung, Technologie und Entwicklung, Austria; Ministry of Communications and High Technologies, National Nuclear Research Center, Azerbaijan; Conselho Nacional de Desenvolvimento Científico e Tecnológico (CNPq), Financiadora de Estudos e Projetos (Finep), Fundação de Amparo à Pesquisa do Estado de São Paulo (FAPESP) and Universidade Federal do Rio Grande do Sul (UFRGS), Brazil; Ministry of Education of China (MOEC), Ministry of Science and Technology of China (MSTC) and National Natural Science Foundation of China (NSFC), China; Ministry of Science and Education and Croatian Science Foundation, Croatia; Centro de Aplicaciones Tecnológicas y Desarrollo Nuclear (CEADEN), Cubaenergía, Cuba; Ministry of Education, Youth and Sports of the Czech Republic, Czech Republic; The Danish Council for Independent Research | Natural Sciences, the VILLUM FONDEN and Danish National Research Foundation (DNRF), Denmark; Helsinki Institute of Physics (HIP), Finland; Commissariat à l’Energie Atomique (CEA) and Institut National de Physique Nucléaire et de Physique des Particules (IN2P3) and Centre National de la Recherche Scientifique

(CNRS), France; Bundesministerium für Bildung und Forschung (BMBF) and GSI Helmholtzzentrum für Schwerionenforschung GmbH, Germany; General Secretariat for Research and Technology, Ministry of Education, Research and Religions, Greece; National Research, Development and Innovation Office, Hungary; Department of Atomic Energy Government of India (DAE), Department of Science and Technology, Government of India (DST), University Grants Commission, Government of India (UGC) and Council of Scientific and Industrial Research (CSIR), India; Indonesian Institute of Science, Indonesia; Centro Fermi —Museo Storico della Fisica e Centro Studi e Ricerche Enrico Fermi and Istituto Nazionale di Fisica Nucleare (INFN), Italy; Institute for Innovative Science and Technology, Nagasaki Institute of Applied Science (IIST), Japanese Ministry of Education, Culture, Sports, Science and Technology (MEXT) and Japan Society for the Promotion of Science (JSPS) KAKENHI, Japan; Consejo Nacional de Ciencia (CONACYT) y Tecnología, through Fondo de Cooperación Internacional en Ciencia y Tecnología (FONCICYT) and Dirección General de Asuntos del Personal Académico (DGAPA), Mexico; Nederlandse Organisatie voor Wetenschappelijk Onderzoek (NWO), Netherlands; The Research Council of Norway, Norway; Commission on Science and Technology for Sustainable Development in the South (COMSATS), Pakistan; Pontificia Universidad Católica del Perú, Peru; Ministry of Science and Higher Education, National Science Centre and WUT ID-UB, Poland; Korea Institute of Science and Technology Information and National Research Foundation of Korea (NRF), Republic of Korea; Ministry of Education and Scientific Research, Institute of Atomic Physics and Ministry of Research and Innovation and Institute of Atomic Physics, Romania; Joint Institute for Nuclear Research (JINR), Ministry of Education and Science of the Russian Federation, National Research Centre Kurchatov Institute, Russian Science Foundation and Russian Foundation for Basic Research, Russia; Ministry of Education, Science, Research and Sport of the Slovak Republic, Slovakia; National Research Foundation of South Africa, South Africa; Swedish Research Council (VR) and Knut and Alice Wallenberg Foundation (KAW), Sweden; European Organization for Nuclear Research, Switzerland; Suranaree University of Technology (SUT), National Science and Technology Development Agency (NSDTA) and Office of the Higher Education Commission under NRU project of Thailand, Thailand; Turkish Atomic Energy Agency (TAEK), Turkey; National Academy of Sciences of Ukraine, Ukraine; Science and Technology Facilities Council (STFC), United Kingdom; National Science Foundation of the United States of America (NSF) and United States Department of Energy, Office of Nuclear Physics (DOE NP), United States of America.

- [1] S. Acharya *et al.* (ALICE Collaboration), Dielectron production in proton-proton collisions at $\sqrt{s} = 7$ TeV, *J. High Energy Phys.* **09** (2018) 064.
- [2] S. Acharya *et al.* (ALICE Collaboration), Dielectron and heavy-quark production in inelastic and high-multiplicity proton-proton collisions at $\sqrt{s} = 13$ TeV, *Phys. Lett. B* **788**, 505 (2019).
- [3] S. Acharya *et al.* (ALICE Collaboration), Dielectron production in proton-proton and proton-lead collisions at $\sqrt{s_{NN}} = 5.02$ TeV, *Phys. Rev. C* **102**, 055204 (2020).
- [4] A. Adare *et al.* (PHENIX Collaboration), Dilepton mass spectra in $p + p$ collisions at $\sqrt{s} = 200$ GeV and the contribution from open charm, *Phys. Lett. B* **670**, 313 (2009).
- [5] A. Adare *et al.* (PHENIX Collaboration), Detailed measurement of the e^+e^- pair continuum in $p + p$ and Au + Au collisions at $\sqrt{s_{NN}} = 200$ GeV and implications for direct photon production, *Phys. Rev. C* **81**, 034911 (2010).
- [6] L. Adamczyk *et al.* (STAR Collaboration), Di-electron spectrum at mid-rapidity in $p + p$ collisions at $\sqrt{s} = 200$ GeV, *Phys. Rev. C* **86**, 024906 (2012).
- [7] V. Khachatryan *et al.* (CMS Collaboration), Observation of long-range near-side angular correlations in proton-proton collisions at the LHC, *J. High Energy Phys.* **09** (2010) 091.
- [8] S. Acharya *et al.* (ALICE Collaboration), Multiplicity dependence of light-flavor hadron production in pp collisions at $\sqrt{s} = 7$ TeV, *Phys. Rev. C* **99**, 024906 (2019).
- [9] J. Adam *et al.* (ALICE Collaboration), Enhanced production of multi-strange hadrons in high-multiplicity proton-proton collisions, *Nat. Phys.* **13**, 535 (2017).
- [10] G. Aad *et al.* (ATLAS Collaboration), Observation of Associated Near-Side and Away-Side Long-Range Correlations in $\sqrt{s_{NN}}=5.02$ TeV Proton-Lead Collisions with the Atlas Detector, *Phys. Rev. Lett.* **110**, 182302 (2013).
- [11] A. Adare *et al.* (PHENIX Collaboration), Quadrupole Anisotropy in Dihadron Azimuthal Correlations In Central $d+Au$ Collisions at $\sqrt{s_{NN}}=200$ GeV, *Phys. Rev. Lett.* **111**, 212301 (2013).
- [12] C. Aidala *et al.* (PHENIX Collaboration), Measurement of long-range angular correlations and azimuthal anisotropies in high-multiplicity $p + Au$ collisions at $\sqrt{s_{NN}} = 200$ GeV, *Phys. Rev. C* **95**, 034910 (2017).
- [13] C. Aidala *et al.* (PHENIX Collaboration), Measurements of Multiparticle Correlations in $d + Au$ Collisions at 200, 62.4, 39, and 19.6 GeV and $p + Au$ Collisions at 200 GeV and Implications for Collective Behavior, *Phys. Rev. Lett.* **120**, 062302 (2018).
- [14] M. L. Tincknell *et al.*, Low transverse momentum photon production in proton nucleus collisions at 18 GeV/c, *Phys. Rev. C* **54**, 1918 (1996).
- [15] A. Belogianni *et al.*, Observation of a soft photon signal in excess of QED expectations in pp interactions, *Phys. Lett. B* **548**, 129 (2002).
- [16] A. Belogianni *et al.*, Further analysis of a direct soft photon excess in $\pi - p$ interactions at 280 GeV/c, *Phys. Lett. B* **548**, 122 (2002).
- [17] J. Antos *et al.*, Soft photon production in 450 GeV/c p-Be collisions, *Z. Phys. C* **59**, 547 (1993).
- [18] F. E. Low, Bremsstrahlung of very low-energy quanta in elementary particle collisions, *Phys. Rev.* **110**, 974 (1958).
- [19] J. Schukraft (The HELIOS Collaboration), Recent results from HELIOS (NA34) on proton-nucleus and nucleus-nucleus reactions, *Nucl. Phys.* **A498**, 79 (1989).
- [20] K. Aamodt *et al.* (ALICE Collaboration), Femtoscopy of pp collisions at $\sqrt{s} = 0.9$ and 7 TeV at the LHC with two-pion Bose-Einstein correlations, *Phys. Rev. D* **84**, 112004 (2011).
- [21] S. Acharya *et al.* (ALICE Collaboration), Search for a common baryon source in high-multiplicity pp collisions at the LHC, *Phys. Lett. B* **811**, 135849 (2020).
- [22] M. M. Aggarwal *et al.* (STAR Collaboration), Pion femtoscopy in $p + p$ collisions at $\sqrt{s} = 200$ GeV, *Phys. Rev. C* **83**, 064905 (2011).
- [23] V. Cerny, P. Lichard, and J. Pisut, Origin of the dimuon continuum and the space-time evolution of hadron collisions, *Phys. Lett.* **70B**, 61 (1977).
- [24] V. Cerny, P. Lichard, and J. Pisut, Production of dileptons during the space-time evolution of hadronic collisions, *Acta Phys. Pol. B* **9**, 901 (1978), <https://inspirehep.net/literature/5941>.
- [25] V. Cerny, P. Lichard, and J. Pisut, Comparison of the soft-annihilation model of low-mass dilepton production with the data, *Phys. Rev. D* **24**, 652 (1981).
- [26] V. Cerny, P. Lichard, and J. Pisut, A clear-cut test of low mass dilepton production mechanism in hadronic collisions, *Z. Phys. C* **31**, 163 (1986).
- [27] O. Pavlenko and J. Pisut, Low mass dilepton production in pp and pA collisions as a signature of the thermalization of hadronic matter, *Phys. Lett. B* **220**, 247 (1989).
- [28] J. Ftacnik, Soft quark annihilation versus bremsstrahlung mechanisms of dilepton production in ee collisions, *Czech. J. Phys.* **33**, 972 (1983).
- [29] L. V. Hove, Cold quark-gluon plasma and multiparticle production, *Ann. Phys. (N.Y.)* **192**, 66 (1989).
- [30] P. Lichard and L. V. Hove, The cold quark-gluon plasma as a source of very soft photons in high energy collisions, *Phys. Lett. B* **245**, 605 (1990).
- [31] O. Nachtmann and A. Reiter, The vacuum structure in QCD and hadron-hadron scattering, *Z. Phys. C* **24**, 283 (1984).
- [32] G. W. Botz, P. Haberl, and O. Nachtmann, Soft photons in hadron hadron collisions: Synchrotron radiation from the QCD vacuum?, *Z. Phys. C* **67**, 143 (1995).
- [33] V. Balek, N. Pisutova, and J. Pisut, The puzzle of very soft photon production in hadronic interactions, *Acta Phys. Pol. B* **21**, 149 (1990), <https://inspirehep.net/literature/280989>.
- [34] P. Lichard, Consistency of data on soft photon production in hadronic interactions, *Phys. Rev. D* **50**, 6824 (1994).
- [35] V. Hedberg, Production of positrons with low transverse momentum and low-mass electron-positron pairs in proton-proton collisions at a center-of-mass energy of 63 GeV, Ph.D. thesis, 5, 1987, RX-1161 (LUND), Lunds Univ., <https://cds.cern.ch/record/177144>.
- [36] G. Roche *et al.* (DLS Collaboration), First Observation of Dielectron Production in Proton-Nucleus Collisions below 10 GeV, *Phys. Rev. Lett.* **61**, 1069 (1988).
- [37] M. R. Adams *et al.*, Anomalous electron-pair production in 17-GeV/c $\pi^- p$ collisions, *Phys. Rev. D* **27**, 1977 (1983).
- [38] D. Blockus *et al.*, Direct electron pair production in $\pi^- p$ interactions at 16 GeV/c and a model for direct lepton and photon production at low p_T , *Nucl. Phys.* **B201**, 205 (1982).

- [39] S. Mikamo *et al.*, Production of direct e^+e^- pairs in proton-nucleus collisions at 13 GeV/c, *Phys. Lett.* **106B**, 428 (1981).
- [40] J. Ballam *et al.*, Direct Electron-Pair Production in π^+p Interactions at 18 GeV/c, *Phys. Rev. Lett.* **41**, 1207 (1978).
- [41] K. J. Anderson, G. G. Henry, K. T. McDonald, J. E. Pilcher, E. I. Rosenberg, J. G. Branson, G. H. Sanders, A. J. S. Smith, and J. J. Thaler, Inclusive μ -Pair Production at 150 GeV by π^+ Mesons and Protons, *Phys. Rev. Lett.* **37**, 799 (1976).
- [42] J. G. Branson, G. H. Sanders, A. J. S. Smith, J. J. Thaler, K. J. Anderson, G. G. Henry, K. T. McDonald, J. E. Pilcher, and E. I. Rosenberg, Hadronic Production of Massive Muon Pairs: Dependence on Incident-Particle Type and on Target Nucleus, *Phys. Rev. Lett.* **38**, 1334 (1977).
- [43] B. Haber *et al.*, Dimuon production in 15.5 GeV/c πp interactions and the observation of a low-mass continuum, *Phys. Rev. D* **22**, 2107 (1980).
- [44] D. M. Grannan, H. Kasha, M. J. Lauterbach, M. P. Schmidt, R. K. Adair, W. M. Morse, and L. B. Leipuner, Muon pair production in proton-nucleon interactions and new parton radiative processes, *Phys. Rev. D* **18**, 3150 (1978).
- [45] H. Kasha, R. G. Kellogg, M. J. Lauterbach, R. K. Adair, L. B. Leipuner, R. C. Larsen, and R. J. Stefanski, Evidence of Pair Origin of Prompt Muons, *Phys. Rev. Lett.* **36**, 1007 (1976).
- [46] K. J. Anderson, G. G. Henry, K. T. McDonald, J. E. Pilcher, E. I. Rosenberg, J. G. Branson, G. H. Sanders, A. J. S. Smith, and J. J. Thaler, Production of Muon Pairs by 150-GeV/c π^+ and Protons, *Phys. Rev. Lett.* **36**, 237 (1976).
- [47] T. Åkesson *et al.* (AFS Collaboration), The production of prompt positrons at low transverse momentum increases with the square of the associated charged multiplicity: Axial field spectrometer Collaboration, *Phys. Lett. B* **192**, 463 (1987).
- [48] G. Agakichiev *et al.* (CERES Collaboration), Enhanced Production of Low Mass Electron Pairs in 200 GeV/Nucleon S-Au Collisions at the CERN Super Proton Synchrotron, *Phys. Rev. Lett.* **75**, 1272 (1995).
- [49] A. T. Goshaw *et al.*, Measurement of direct electron-positron pair production from hadronic bremsstrahlung, *Phys. Rev. D* **24**, 2829 (1981).
- [50] T. Åkesson *et al.*, Low-mass lepton-pair production in p-Be collisions at 450 GeV/c, *Z. Phys. C* **68**, 47 (1995).
- [51] K. Aamodt *et al.* (ALICE Collaboration), The ALICE experiment at the CERN LHC, *J. Instrum.* **3**, S08002 (2008).
- [52] P. Cortese *et al.* (ALICE Collaboration), ALICE: Physics performance report, Volume I, *J. Phys. G* **30**, 1517 (2004).
- [53] K. Aamodt *et al.* (ALICE Collaboration), Alignment of the ALICE Inner Tracking System with cosmic-ray tracks, *J. Instrum.* **5**, P03003 (2010).
- [54] J. Alme *et al.*, The ALICE TPC, a large 3-dimensional tracking device with fast readout for ultra-high multiplicity events, *Nucl. Instrum. Methods Phys. Res., Sect. A* **622**, 316 (2010).
- [55] A. Akhmedov *et al.*, Performance of the ALICE Time-Of-Flight detector at the LHC, *Eur. Phys. J. Plus* **128**, 44 (2013).
- [56] S. Acharya *et al.* (ALICE Collaboration), Charged-particle production as a function of multiplicity and transverse sphericity in pp collisions at $\sqrt{s} = 5.02$ and 13 TeV, *Eur. Phys. J. C* **79**, 857 (2019).
- [57] ALICE Collaboration, ALICE luminosity determination for pp collisions at $\sqrt{s} = 13$ TeV, Technical Report, 2016, <http://cds.cern.ch/record/2160174>.
- [58] P. Skands, S. Carrazza, and J. Rojo, Tuning PYTHIA 8.1: The Monash 2013 Tune, *Eur. Phys. J. C* **74**, 3024 (2014).
- [59] T. Sjostrand, S. Mrenna, and P. Z. Skands, PYTHIA 6.4 physics and manual, *J. High Energy Phys.* **05** (2006) 026.
- [60] R. Brun, R. Hagelberg, M. Hansroul, and J. C. Lassalle, *Simulation Program for Particle Physics Experiments, GEANT: User Guide and Reference Manual* (CERN, Geneva, 1978).
- [61] S. Acharya *et al.* (ALICE Collaboration), Multiplicity dependence of π , K, and p production in pp collisions at $\sqrt{s} = 13$ TeV, *Eur. Phys. J. C* **80**, 693 (2020).
- [62] A. Adare *et al.* (PHENIX Collaboration), Detailed measurement of the e^+e^- pair continuum in $p + p$ and Au + Au collisions at $\sqrt{s_{NN}} = 200$ GeV and implications for direct photon production, *Phys. Rev. C* **81**, 034911 (2010).
- [63] K. Reygers, A. Schmah, A. Berdnikova, and X. Sun, Blast-wave description of Upsilon elliptic flow at LHC energies, *Phys. Rev. C* **101**, 064905 (2020).
- [64] B. Abelev *et al.* (ALICE Collaboration), Neutral pion and η meson production in proton-proton collisions at $\sqrt{s} = 0.9$ TeV and $\sqrt{s} = 7$ TeV, *Phys. Lett. B* **717**, 162 (2012).
- [65] S. Acharya *et al.* (ALICE Collaboration), π^0 and η meson production in proton-proton collisions at $\sqrt{s} = 8$ TeV, *Eur. Phys. J. C* **78**, 263 (2018).
- [66] S. Acharya *et al.* (ALICE Collaboration), Neutral pion and η meson production in p-Pb collisions at $\sqrt{s_{NN}} = 5.02$ TeV, *Eur. Phys. J. C* **78**, 624 (2018).
- [67] G. Agakichiev *et al.* (CERES/TAPS Collaboration), Neutral meson production in p + Be and p + Au collisions at 450 GeV beam energy, *Eur. Phys. J. C* **4**, 249 (1998).
- [68] R. Hagedorn, Statistical thermodynamics of strong interactions at high-energies, *Nuovo Cimento Suppl.* **3**, 147 (1965), <http://cds.cern.ch/record/346206>.
- [69] L. Altenkämper, F. Bock, C. Loizides, and N. Schmidt, Applicability of transverse mass scaling in hadronic collisions at energies available at the CERN Large Hadron Collider, *Phys. Rev. C* **96**, 064907 (2017).
- [70] ALICE Collaboration, Momentum transformation matrix for dielectron simulations in Pb-Pb collisions at $\sqrt{s_{NN}} = 2.76$ TeV, Technical Report, 2017, <https://cds.cern.ch/record/2289779>.
- [71] J. Adam *et al.* (ALICE Collaboration), Measurement of charm and beauty production at central rapidity versus charged-particle multiplicity in proton-proton collisions at $\sqrt{s} = 7$ TeV, *J. High Energy Phys.* **09** (2015) 148.
- [72] B. Abelev *et al.* (ALICE Collaboration), Production of $K^*(892)^0$ and $\phi(1020)$ in pp collisions at $\sqrt{s} = 7$ TeV, *Eur. Phys. J. C* **72**, 2183 (2012).
- [73] V. Balek, N. Pisutova, and J. Pisut, A search of a mechanism responsible for bremsstrahlung enhancement in hadronic reactions. III; Low mass dilepton production, *Acta Phys. Slovaca* **41**, 224 (1991).
- [74] R. Rapp, Dilepton spectroscopy of QCD matter at collider energies, *Adv. High Energy Phys.* **2013**, 148253 (2013).

- [75] R. Rapp, Signatures of thermal dilepton radiation at ultrarelativistic energies, *Phys. Rev. C* **63**, 054907 (2001).
- [76] H. van Hees and R. Rapp, Dilepton radiation at the CERN super-proton synchrotron, *Nucl. Phys.* **A806**, 339 (2008).
- [77] Adamova *et al.* (CERES Collaboration), Modification of the ρ meson detected by low-mass electron-positron pairs in central Pb-Au collisions at 158A GeV/c, *Phys. Lett. B* **666**, 425 (2008).
- [78] S. Damjanovic *et al.* (NA60 Collaboration), NA60 results on the rho spectral function in In-In collisions, *Nucl. Phys.* **A783**, 327 (2007).
- [79] L. Adamczyk *et al.* (STAR Collaboration), Measurements of dielectron production in Au + Au collisions at $\sqrt{s_{NN}} = 200$ GeV from the STAR Experiment, *Phys. Rev. C* **92**, 024912 (2015).
- [80] J. Adam *et al.* (STAR Collaboration), Measurements of dielectron production in Au + Au collisions at $\sqrt{s_{NN}} = 27, 39,$ and 62.4 GeV from the STAR experiment, [arXiv:1810.10159](https://arxiv.org/abs/1810.10159).
- [81] A. Adare *et al.* (PHENIX Collaboration), Dielectron production in Au + Au collisions at $\sqrt{s_{NN}} = 200$ GeV, *Phys. Rev. C* **93**, 014904 (2016).
- [82] S. Acharya *et al.* (ALICE Collaboration), Measurement of dielectron production in central Pb-Pb collisions at $\sqrt{s_{NN}} = 2.76$ TeV, *Phys. Rev. C* **99**, 024002 (2019).
- [83] J. Adam *et al.* (STAR Collaboration), Low- p_T e^+e^- Pair Production in Au + Au Collisions at $\sqrt{s_{NN}} = 200$ GeV and U + U Collisions at $\sqrt{s_{NN}} = 193$ GeV at Star, *Phys. Rev. Lett.* **121**, 132301 (2018).
- [84] S. R. Klein, Two-photon production of dilepton pairs in peripheral heavy ion collisions, *Phys. Rev. C* **97**, 054903 (2018).
- [85] W. Zha, L. Ruan, Z. Tang, Z. Xu, and S. Yang, Coherent lepton pair production in hadronic heavy ion collisions, *Phys. Lett. B* **781**, 182 (2018).
- [86] M. Klusek-Gawenda, R. Rapp, W. Schäfer, and A. Szczurek, Dilepton radiation in heavy-ion collisions at small transverse momentum, *Phys. Lett. B* **790**, 339 (2019).

S. Acharya,¹⁴¹ D. Adamová,⁹⁵ A. Adler,⁷⁴ J. Adolfsson,⁸¹ M. M. Aggarwal,¹⁰⁰ G. Aglieri Rinella,³⁴ M. Agnello,³⁰ N. Agrawal,^{10,54} Z. Ahammed,¹⁴¹ S. Ahmad,¹⁶ S. U. Ahn,⁷⁶ Z. Akbar,⁵¹ A. Akindinov,⁹² M. Al-Turany,¹⁰⁷ S. N. Alam,^{40,141} D. S. D. Albuquerque,¹²² D. Aleksandrov,⁸⁸ B. Alessandro,⁵⁹ H. M. Alfanda,⁶ R. Alfaro Molina,⁷¹ B. Ali,¹⁶ Y. Ali,¹⁴ A. Alici,^{10,26a,26b,54} N. Alizadehvandchali,¹²⁵ A. Alkin,^{2,34} J. Alme,²¹ T. Alt,⁶⁸ L. Altenkamper,²¹ I. Altsybeev,¹¹³ M. N. Anaam,⁶ C. Andrei,⁴⁸ D. Andreou,³⁴ A. Andronic,¹⁴⁴ M. Angeletti,³⁴ V. Anguelov,¹⁰⁴ C. Anson,¹⁵ T. Antičić,¹⁰⁸ F. Antinori,⁵⁷ P. Antonioli,⁵⁴ N. Apadula,⁸⁰ L. Aphecetche,¹¹⁵ H. Appelshäuser,⁶⁸ S. Arcelli,^{26a,26b} R. Arnaldi,⁵⁹ M. Arratia,⁸⁰ I. C. Arsene,²⁰ M. Arslanok,¹⁰⁴ A. Augustinus,³⁴ R. Averbeck,¹⁰⁷ S. Aziz,⁷⁸ M. D. Azmi,¹⁶ A. Badalà,⁵⁶ Y. W. Baek,⁴¹ S. Bagnasco,⁵⁹ X. Bai,¹⁰⁷ R. Bailhache,⁶⁸ R. Bala,¹⁰¹ A. Balbino,³⁰ A. Baldisseri,¹³⁷ M. Ball,⁴³ S. Balouza,¹⁰⁵ D. Banerjee,^{3a,3b} R. Barbera,^{27a,27b} L. Barioglio,^{25a,25b} G. G. Barnaföldi,¹⁴⁵ L. S. Barnby,⁹⁴ V. Barret,¹³⁴ P. Bartalini,⁶ C. Bartels,¹²⁷ K. Barth,³⁴ E. Bartsch,⁶⁸ F. Baruffaldi,^{28a,28b} N. Bastid,¹³⁴ S. Basu,¹⁴³ G. Batigne,¹¹⁵ B. Batyunya,⁷⁵ D. Bauri,⁴⁹ J. L. Bazo Alba,¹¹² I. G. Bearden,⁸⁹ C. Beattie,¹⁴⁶ C. Bedda,⁶³ N. K. Behera,⁶¹ I. Belikov,¹³⁶ A. D. C. Bell Hechavarria,¹⁴⁴ F. Bellini,³⁴ R. Bellwied,¹²⁵ V. Belyaev,⁹³ G. Bencedi,¹⁴⁵ S. Beole,^{25a,25b} A. Bercuci,⁴⁸ Y. Berdnikov,⁹⁸ D. Berenyi,¹⁴⁵ R. A. Bertens,¹³⁰ D. Berzano,⁵⁹ M. G. Besoiu,⁶⁷ L. Betev,³⁴ A. Bhasin,¹⁰¹ I. R. Bhat,¹⁰¹ M. A. Bhat,^{3a,3b} H. Bhatt,⁴⁹ B. Bhattacharjee,⁴² A. Bianchi,^{25a,25b} L. Bianchi,^{25a,25b} N. Bianchi,⁵² J. Bielčik,³⁷ J. Bielčíková,⁹⁵ A. Bilandzic,¹⁰⁵ G. Biro,¹⁴⁵ R. Biswas,^{3a,3b} S. Biswas,^{3a,3b} J. T. Blair,¹¹⁹ D. Blau,⁸⁸ C. Blume,⁶⁸ G. Boca,¹³⁹ F. Bock,⁹⁶ A. Bogdanov,⁹³ S. Boi,^{23a,23b} J. Bok,⁶¹ L. Boldizsár,¹⁴⁵ A. Bolozdynya,⁹³ M. Bombara,³⁸ G. Bonomi,¹⁴⁰ H. Borel,¹³⁷ A. Borissov,⁹³ H. Bossi,¹⁴⁶ E. Botta,^{25a,25b} L. Bratrud,⁶⁸ P. Braun-Munzinger,¹⁰⁷ M. Bregant,¹²¹ M. Broz,³⁷ E. Bruna,⁵⁹ G. E. Bruno,^{33a,33b,106} M. D. Buckland,¹²⁷ D. Budnikov,¹⁰⁹ H. Buesching,⁶⁸ S. Bufalino,³⁰ O. Bugnon,¹¹⁵ P. Buhler,¹¹⁴ P. Buncic,³⁴ Z. Buthelezi,^{72,131} J. B. Butt,¹⁴ S. A. Bysiak,¹¹⁸ D. Caffarri,⁹⁰ A. Caliva,¹⁰⁷ E. Calvo Villar,¹¹² J. M. M. Camacho,¹²⁰ R. S. Camacho,⁴⁵ P. Camerini,^{24a,24b} F. D. M. Canedo,¹²¹ A. A. Capon,¹¹⁴ F. Carnesecchi,^{26a,26b} R. Caron,¹³⁷ J. Castillo Castellanos,¹³⁷ A. J. Castro,¹³⁰ E. A. R. Casula,⁵⁵ F. Catalano,³⁰ C. Ceballos Sanchez,⁷⁵ P. Chakraborty,⁴⁹ S. Chandra,¹⁴¹ W. Chang,⁶ S. Chapeland,³⁴ M. Chartier,¹²⁷ S. Chattopadhyay,¹⁴¹ S. Chattopadhyay,¹¹⁰ A. Chauvin,^{23a,23b} C. Cheshkov,¹³⁵ B. Cheynis,¹³⁵ V. Chibante Barroso,³⁴ D. D. Chinellato,¹²² S. Cho,⁶¹ P. Chochula,³⁴ T. Chowdhury,¹³⁴ P. Christakoglou,⁹⁰ C. H. Christensen,⁸⁹ P. Christiansen,⁸¹ T. Chujo,¹³³ C. Cicalo,⁵⁵ L. Cifarelli,^{10,26a,26b} L. D. Cilladi,^{25a,25b} F. Cindolo,⁵⁴ M. R. Ciupek,¹⁰⁷ G. Clai,^{54,b} J. Cleymans,¹²⁴ F. Colamaria,⁵³ D. Colella,⁵³ A. Collu,⁸⁰ M. Colocci,^{26a,26b} M. Concas,^{59,c} G. Conesa Balbastre,⁷⁹ Z. Conesa del Valle,⁷⁸ G. Contin,^{24a,24b,60} J. G. Contreras,³⁷ T. M. Cormier,⁹⁶ Y. Corrales Morales,^{25a,25b} P. Cortese,³¹ M. R. Cosentino,¹²³ F. Costa,³⁴ S. Costanza,¹³⁹ P. Crochet,¹³⁴ E. Cuautle,⁶⁹ P. Cui,⁶ L. Cunqueiro,⁹⁶ D. Dabrowski,¹⁴² T. Dahms,¹⁰⁵ A. Dainese,⁵⁷ F. P. A. Damas,^{115,137} M. C. Danisch,¹⁰⁴ A. Danu,⁶⁷ D. Das,¹¹⁰ I. Das,¹¹⁰ P. Das,⁸⁶ P. Das,^{3a,3b} S. Das,^{3a,3b} A. Dash,⁸⁶ S. Dash,⁴⁹ S. De,⁸⁶ A. De Caro,^{29a,29b} G. de Cataldo,⁵³ J. de Cuveland,³⁹

A. De Falco,^{23a,23b} D. De Gruttola,¹⁰ N. De Marco,⁵⁹ S. De Pasquale,^{29a,29b} S. Deb,⁵⁰ H. F. Degenhardt,¹²¹ K. R. Deja,¹⁴²
 A. Deloff,⁸⁵ S. Delsanto,^{25a,25b,131} W. Deng,⁶ P. Dhankher,⁴⁹ D. Di Bari,^{33a,33b} A. Di Mauro,³⁴ R. A. Diaz,⁸ T. Dietel,¹²⁴
 P. Dillenseger,⁶⁸ Y. Ding,⁶ R. Divià,³⁴ D. U. Dixit,¹⁹ Ø. Djuvsland,²¹ U. Dmitrieva,⁶² A. Dobrin,⁶⁷ B. Dönigus,⁶⁸
 O. Dordic,²⁰ A. K. Dubey,¹⁴¹ A. Dubla,^{90,107} S. Dudi,¹⁰⁰ M. Dukhishyam,⁸⁶ P. Dupieux,¹³⁴ R. J. Ehlers,⁹⁶ V. N. Eikeland,²¹
 D. Elia,⁵³ B. Erasmus,¹¹⁵ F. Erhardt,⁹⁹ A. Erokhin,¹¹³ M. R. Ersdal,²¹ B. Espagnon,⁷⁸ G. Eulisse,³⁴ D. Evans,¹¹¹
 S. Evdokimov,⁹¹ L. Fabbietti,¹⁰⁵ M. Faggin,^{28a,28b} J. Faivre,⁷⁹ F. Fan,⁶ A. Fantoni,⁵² M. Fasel,⁹⁶ P. Fedchio,³⁰ A. Feliciello,⁵⁹
 G. Feofilov,¹¹³ A. Fernández Téllez,⁴⁵ A. Ferrero,¹³⁷ A. Ferretti,^{25a,25b} A. Festanti,³⁴ V. J. G. Feuillard,¹⁰⁴ J. Figiel,¹¹⁸
 S. Filchagin,¹⁰⁹ D. Finogeev,⁶² F. M. Fionda,²¹ G. Fiorenza,⁵³ F. Flor,¹²⁵ A. N. Flores,¹¹⁹ S. Foertsch,⁷² P. Foka,¹⁰⁷ S. Fokin,⁸⁸
 E. Fragiaco,⁶⁰ U. Frankenfeld,¹⁰⁷ U. Fuchs,³⁴ C. Furget,⁷⁹ A. Furs,⁶² M. Fusco Girard,^{29a,29b} J. J. Gaardhøje,⁸⁹
 M. Gagliardi,^{25a,25b} A. M. Gago,¹¹² A. Gal,¹³⁶ C. D. Galvan,¹²⁰ P. Ganoti,⁸⁴ C. Garabatos,¹⁰⁷ J. R. A. Garcia,⁴⁵
 E. Garcia-Solis,¹¹ K. Garg,¹¹⁵ C. Gargiulo,³⁴ A. Garibli,⁸⁷ K. Garner,¹⁴⁴ P. Gasik,^{105,107} E. F. Gauger,¹¹⁹ M. B. Gay Ducati,⁷⁰
 M. Germain,¹¹⁵ J. Ghosh,¹¹⁰ P. Ghosh,¹⁴¹ S. K. Ghosh,^{3a,3b} M. Giacalone,^{26a,26b} P. Gianotti,⁵² P. Giubellino,^{59,107}
 P. Giubilato,^{28a,28b} A. M. C. Glaenger,¹³⁷ P. Glässel,¹⁰⁴ A. Gomez Ramirez,⁷⁴ V. Gonzalez,^{107,143} L. H. González-Trueba,⁷¹
 S. Gorbunov,³⁹ L. Görlich,¹¹⁸ A. Goswami,⁴⁹ S. Gotovac,³⁵ V. Grabski,⁷¹ L. K. Graczykowski,¹⁴² K. L. Graham,¹¹¹
 L. Greiner,⁸⁰ A. Grelli,⁶³ C. Grigoras,³⁴ V. Grigoriev,⁹³ A. Grigoryan,¹ S. Grigoryan,⁷⁵ O. S. Groettvik,²¹ F. Grosa,^{30,59}
 J. F. Grosse-Oetringhaus,³⁴ R. Grosso,¹⁰⁷ R. Guernane,⁷⁹ M. Guittiere,¹¹⁵ K. Gulbrandsen,⁸⁹ T. Gunji,¹³² A. Gupta,¹⁰¹
 R. Gupta,¹⁰¹ I. B. Guzman,⁴⁵ R. Haake,¹⁴⁶ M. K. Habib,¹⁰⁷ C. Hadjidakis,⁷⁸ H. Hamagaki,⁸² G. Hamar,¹⁴⁵ M. Hamid,⁶
 R. Hannigan,¹¹⁹ M. R. Haque,^{63,86} A. Harlenderova,¹⁰⁷ J. W. Harris,¹⁴⁶ A. Harton,¹¹ J. A. Hasenbichler,³⁴ H. Hassan,⁹⁶
 Q. U. Hassan,¹⁴ D. Hatzifotiadou,^{10,54} P. Hauer,⁴³ L. B. Havener,¹⁴⁶ S. Hayashi,¹³² S. T. Heckel,¹⁰⁵ E. Hellbär,⁶⁸
 H. Helstrup,³⁶ A. Herghelegiu,⁴⁸ T. Herman,³⁷ E. G. Hernandez,⁴⁵ G. Herrera Corral,⁹ F. Herrmann,¹⁴⁴ K. F. Hetland,³⁶
 H. Hillemanns,³⁴ C. Hills,¹²⁷ B. Hippolyte,¹³⁶ B. Hohlweger,¹⁰⁵ J. Honermann,¹⁴⁴ D. Horak,³⁷ A. Hornung,⁶⁸ S. Hornung,¹⁰⁷
 R. Hosokawa,^{15,133} P. Hristov,³⁴ C. Huang,⁷⁸ C. Hughes,¹³⁰ P. Huhn,⁶⁸ T. J. Humanic,⁹⁷ H. Hushnud,¹¹⁰ L. A. Husova,¹⁴⁴
 N. Hussain,⁴² S. A. Hussain,¹⁴ D. Hutter,³⁹ J. P. Iddon,^{34,127} R. Ilkaev,¹⁰⁹ H. Ilyas,¹⁴ M. Inaba,¹³³ G. M. Innocenti,³⁴
 M. Ippolitov,⁸⁸ A. Isakov,⁹⁵ M. S. Islam,¹¹⁰ M. Ivanov,¹⁰⁷ V. Ivanov,⁹⁸ V. Izucheev,⁹¹ B. Jacak,⁸⁰ N. Jacazio,^{34,54}
 P. M. Jacobs,⁸⁰ S. Jadlovská,¹¹⁷ J. Jádlovský,¹¹⁷ S. Jaelani,⁶³ C. Jahnke,¹²¹ M. J. Jakubowska,¹⁴² M. A. Janik,¹⁴² T. Janson,⁷⁴
 M. Jercic,⁹⁹ O. Jevons,¹¹¹ M. Jin,¹²⁵ F. Jonas,^{96,144} P. G. Jones,¹¹¹ J. Jung,⁶⁸ M. Jung,⁶⁸ A. Jusko,¹¹¹ P. Kalinak,⁶⁴
 A. Kalweit,³⁴ V. Kaplin,⁹³ S. Kar,⁶ A. Karasu Uysal,⁷⁷ D. Karatovic,⁹⁹ O. Karavichev,⁶² T. Karavicheva,⁶²
 P. Karczmarczyk,¹⁴² E. Karpechev,⁶² A. Kazantsev,⁸⁸ U. Keschull,⁷⁴ R. Keidel,⁴⁷ M. Keil,³⁴ B. Ketzer,⁴³ Z. Khabanova,⁹⁰
 A. M. Khan,⁶ S. Khan,¹⁶ A. Khanzadeev,⁹⁸ Y. Kharlov,⁹¹ A. Khatun,¹⁶ A. Khuntia,¹¹⁸ B. Kileng,³⁶ B. Kim,⁶¹ B. Kim,¹³³
 D. Kim,¹⁴⁷ D. J. Kim,¹²⁶ E. J. Kim,⁷³ H. Kim,¹⁷ J. Kim,¹⁴⁷ J. S. Kim,⁴¹ J. Kim,¹⁰⁴ J. Kim,¹⁴⁷ J. Kim,⁷³ M. Kim,¹⁰⁴ S. Kim,¹⁸
 T. Kim,¹⁴⁷ T. Kim,¹⁴⁷ S. Kirsch,⁶⁸ I. Kisel,³⁹ S. Kiselev,⁹² A. Kisiel,¹⁴² J. L. Klay,⁵ C. Klein,⁶⁸ J. Klein,^{34,59} S. Klein,⁸⁰
 C. Klein-Bösing,¹⁴⁴ M. Kleiner,⁶⁸ A. Kluge,³⁴ M. L. Knichel,³⁴ A. G. Knospe,¹²⁵ C. Kobdaj,¹¹⁶ M. K. Köhler,¹⁰⁴
 T. Kollegger,¹⁰⁷ A. Kondratyev,⁷⁵ N. Kondratyeva,⁹³ E. Kondratyuk,⁹¹ J. König,⁶⁸ S. A. Königstorfer,¹⁰⁵ P. J. Konopka,³⁴
 G. Kornakov,¹⁴² L. Koska,¹¹⁷ O. Kovalenko,⁸⁵ V. Kovalenko,¹¹³ M. Kowalski,¹¹⁸ I. Králik,⁶⁴ A. Kravčáková,³⁸ L. Kreis,¹⁰⁷
 M. Krivda,^{64,111} F. Krizek,⁹⁵ K. Krizkova Gajdosova,³⁷ M. Krüger,⁶⁸ E. Kryshen,⁹⁸ M. Krzewicki,³⁹ A. M. Kubera,⁹⁷
 V. Kučera,^{34,61} C. Kuhn,¹³⁶ P. G. Kuijper,⁹⁰ L. Kumar,¹⁰⁰ S. Kundu,⁸⁶ P. Kurashvili,⁸⁵ A. Kurepin,⁶² A. B. Kurepin,⁶²
 A. Kuryakin,¹⁰⁹ S. Kushpil,⁹⁵ J. Kvapil,¹¹¹ M. J. Kweon,⁶¹ J. Y. Kwon,⁶¹ Y. Kwon,¹⁴⁷ S. L. La Pointe,³⁹ P. La Rocca,^{27a,27b}
 Y. S. Lai,⁸⁰ M. Lamanna,³⁴ R. Langoy,¹²⁹ K. Lapidus,³⁴ A. Lardeux,²⁰ P. Larionov,⁵² E. Laudi,³⁴ R. Lavicka,³⁷
 T. Lazareva,¹¹³ R. Lea,^{24a,24b} L. Leardini,¹⁰⁴ J. Lee,¹³³ S. Lee,¹⁴⁷ S. Lehner,¹¹⁴ J. Lehrbach,³⁹ R. C. Lemmon,⁹⁴
 I. León Monzón,¹²⁰ E. D. Lesser,¹⁹ M. Lettrich,³⁴ P. Lévai,¹⁴⁵ X. Li,¹² X. L. Li,⁶ J. Lien,¹²⁹ R. Lietava,¹¹¹ B. Lim,¹⁷
 V. Lindenstruth,³⁹ A. Lindner,⁴⁸ C. Lippmann,¹⁰⁷ M. A. Lisa,⁹⁷ A. Liu,¹⁹ J. Liu,¹²⁷ S. Liu,⁹⁷ W. J. Llope,¹⁴³ I. M. Lofnes,²¹
 V. Loginov,⁹³ C. Loizides,⁹⁶ P. Loncar,³⁵ J. A. Lopez,¹⁰⁴ X. Lopez,¹³⁴ E. López Torres,⁸ J. R. Luhder,¹⁴⁴ M. Lunardon,^{28a,28b}
 G. Luparello,⁶⁰ Y. G. Ma,⁴⁰ A. Maevskaya,⁶² M. Mager,³⁴ S. M. Mahmood,²⁰ T. Mahmoud,⁴³ A. Maire,¹³⁶ R. D. Majka,^{146,a}
 M. Malaev,⁹⁸ Q. W. Malik,²⁰ L. Malinina,^{75,d} D. Mal'Kevich,⁹² P. Malzacher,¹⁰⁷ G. Mandaglio,^{32,56} V. Manko,⁸⁸
 F. Manso,¹³⁴ V. Manzari,⁵³ Y. Mao,⁶ M. Marchisone,¹³⁵ J. Mareš,⁶⁶ G. V. Margagliotti,^{24a,24b} A. Margotti,⁵⁴ A. Marín,¹⁰⁷
 C. Markert,¹¹⁹ M. Marquard,⁶⁸ C. D. Martin,^{24a,24b} N. A. Martin,¹⁰⁴ P. Martinengo,³⁴ J. L. Martinez,¹²⁵ M. I. Martínez,⁴⁵
 G. Martínez García,¹¹⁵ S. Masciocchi,¹⁰⁷ M. Masera,^{25a,25b} A. Masoni,⁵⁵ L. Massacrier,⁷⁸ E. Masson,¹¹⁵ A. Mastroserio,^{53,138}
 A. M. Mathis,¹⁰⁵ O. Matonoha,⁸¹ P. F. T. Matuoka,¹²¹ A. Matyja,¹¹⁸ C. Mayer,¹¹⁸ F. Mazzaschi,^{25a,25b} M. Mazzilli,⁵³
 M. A. Mazzoni,⁵⁸ A. F. Mechler,⁶⁸ F. Meddi,^{22a,22b} Y. Melikyan,^{62,93} A. Menchaca-Rocha,⁷¹ C. Mengke,⁶

E. Meninno,^{29a,29b,114} A. S. Menon,¹²⁵ M. Meres,¹³ S. Mhlanga,¹²⁴ Y. Mlake,¹³³ L. Micheletti,^{25a,25b} L. C. Migliorin,¹³⁵
D. L. Mihaylov,¹⁰⁵ K. Mikhaylov,^{75,92} A. N. Mishra,⁶⁹ D. Miśkowiec,¹⁰⁷ A. Modak,^{3a,3b} N. Mohammadi,³⁴ A. P. Mohanty,⁶³
B. Mohanty,⁸⁶ M. Mohisin Khan,^{16,e} Z. Moravcova,⁸⁹ C. Mordasini,¹⁰⁵ D. A. Moreira De Godoy,¹⁴⁴ L. A. P. Moreno,⁴⁵
I. Morozov,⁶² A. Morsch,³⁴ T. Mrnjavac,³⁴ V. Muccifora,⁵² E. Mudnic,³⁵ D. Mühlheim,¹⁴⁴ S. Muhuri,¹⁴¹ J. D. Mulligan,⁸⁰
A. Mulliri,^{23a,23b,55} M. G. Munhoz,¹²¹ R. H. Munzer,⁶⁸ H. Murakami,¹³² S. Murray,¹²⁴ L. Musa,³⁴ J. Musinsky,⁶⁴
C. J. Myers,¹²⁵ J. W. Myrcha,¹⁴² B. Naik,⁴⁹ R. Nair,⁸⁵ B. K. Nandi,⁴⁹ R. Nania,^{10,54} E. Nappi,⁵³ M. U. Naru,¹⁴
A. F. Nassirpour,⁸¹ C. Natrass,¹³⁰ R. Nayak,⁴⁹ T. K. Nayak,⁸⁶ S. Nazarenko,¹⁰⁹ A. Neagu,²⁰ R. A. Negrao De Oliveira,⁶⁸
L. Nellen,⁶⁹ S. V. Nesbo,³⁶ G. Neskovic,³⁹ D. Nesterov,¹¹³ L. T. Neumann,¹⁴² B. S. Nielsen,⁸⁹ S. Nikolaev,⁸⁸ S. Nikulin,⁸⁸
V. Nikulin,⁹⁸ F. Noferini,^{10,54} P. Nomokonov,⁷⁵ J. Norman,^{79,127} N. Novitzky,¹³³ P. Nowakowski,¹⁴² A. Nyanin,⁸⁸
J. Nystrand,²¹ M. Ogino,⁸² A. Ohlson,^{81,104} J. Oleniacz,¹⁴² A. C. Oliveira Da Silva,¹³⁰ M. H. Oliver,¹⁴⁶ C. Oppedisano,⁵⁹
A. Ortiz Velasquez,⁶⁹ A. Oskarsson,⁸¹ J. Otwinowski,¹¹⁸ K. Oyama,⁸² Y. Pachmayer,¹⁰⁴ V. Pacik,⁸⁹ S. Padhan,⁴⁹
D. Pagano,¹⁴⁰ G. Paić,⁶⁹ J. Pan,¹⁴³ S. Panebianco,¹³⁷ P. Pareek,^{50,141} J. Park,⁶¹ J. E. Parkkila,¹²⁶ S. Parmar,¹⁰⁰ S. P. Pathak,¹²⁵
B. Paul,^{23a,23b} J. Pazzini,¹⁴⁰ H. Pei,⁶ T. Peitzmann,⁶³ X. Peng,⁶ L. G. Pereira,⁷⁰ H. Pereira Da Costa,¹³⁷ D. Peresunko,⁸⁸
G. M. Perez,⁸ S. Perrin,¹³⁷ Y. Pestov,⁴ V. Petráček,³⁷ M. Petrovici,⁴⁸ R. P. Pezzi,⁷⁰ S. Piano,⁶⁰ M. Pikna,¹³ P. Pillot,¹¹⁵
O. Pinazza,^{34,54} L. Pinsky,¹²⁵ C. Pinto,^{27a,27b} S. Pisano,^{10,52} D. Pistone,⁵⁶ M. Płoskoń,⁸⁰ M. Planinic,⁹⁹ F. Pliquett,⁶⁸
M. G. Poghosyan,⁹⁶ B. Polichtchouk,⁹¹ N. Poljak,⁹⁹ A. Pop,⁴⁸ S. Porteboeuf-Houssais,¹³⁴ V. Pozdniakov,⁷⁵ S. K. Prasad,^{3a,3b}
R. Preghenella,⁵⁴ F. Prino,⁵⁹ C. A. Pruneau,¹⁴³ I. Pshenichnov,⁶² M. Puccio,³⁴ J. Putschke,¹⁴³ S. Qiu,⁹⁰ L. Quaglia,^{25a,25b}
R. E. Quishpe,¹²⁵ S. Ragoni,¹¹¹ S. Raha,^{3a,3b} S. Rajput,¹⁰¹ J. Rak,¹²⁶ A. Rakotozafindrabe,¹³⁷ L. Ramello,³¹ F. Rami,¹³⁶
S. A. R. Ramirez,⁴⁵ R. Raniwala,¹⁰² S. Raniwala,¹⁰² S. S. Räsänen,⁴⁴ R. Rath,⁵⁰ V. Ratzka,⁴³ I. Ravasenga,⁹⁰ K. F. Read,^{96,130}
A. R. Redelbach,³⁹ K. Redlich,^{85,f} A. Rehman,²¹ P. Reichelt,⁶⁸ F. Reidt,³⁴ X. Ren,⁶ R. Renfordt,⁶⁸ Z. Rescakova,³⁸
K. Reygers,¹⁰⁴ A. Riabov,⁹⁸ V. Riabov,⁹⁸ T. Richert,^{81,89} M. Richter,²⁰ P. Riedler,³⁴ W. Riegler,³⁴ F. Riggi,^{27a,27b} C. Ristea,⁶⁷
S. P. Rode,⁵⁰ M. Rodríguez Cahuantzi,⁴⁵ K. Røed,²⁰ R. Rogalev,⁹¹ E. Rogochaya,⁷⁵ D. Rohr,³⁴ D. Röhrich,²¹ P. F. Rojas,⁴⁵
P. S. Rokita,¹⁴² F. Ronchetti,⁵² A. Rosano,⁵⁶ E. D. Rosas,⁶⁹ K. Roslon,¹⁴² A. Rossi,^{28a,28b,57} A. Rotondi,¹³⁹ A. Roy,⁵⁰
P. Roy,¹¹⁰ O. V. Rueda,⁸¹ R. Rui,^{24a,24b} B. Romyantsev,⁷⁵ A. Rustamov,⁸⁷ E. Ryabinkin,⁸⁸ Y. Ryabov,⁹⁸ A. Rybicki,¹¹⁸
H. Rytönen,¹²⁶ O. A. M. Saarimaki,⁴⁴ R. Sadek,¹¹⁵ S. Sadhu,¹⁴¹ S. Sadovsky,⁹¹ K. Šafařík,³⁷ S. K. Saha,¹⁴¹ B. Sahoo,⁴⁹
P. Sahoo,⁴⁹ R. Sahoo,⁵⁰ S. Sahoo,⁶⁵ P. K. Sahu,⁶⁵ J. Saini,¹⁴¹ S. Sakai,¹³³ S. Sambyal,¹⁰¹ V. Samsonov,^{93,98} D. Sarkar,¹⁴³
N. Sarkar,¹⁴¹ P. Sarma,⁴² V. M. Sarti,¹⁰⁵ M. H. P. Sas,⁶³ E. Scapparone,⁵⁴ J. Schambach,¹¹⁹ H. S. Scheid,⁶⁸ C. Schiaua,⁴⁸
R. Schicker,¹⁰⁴ A. Schmah,¹⁰⁴ C. Schmidt,¹⁰⁷ H. R. Schmidt,¹⁰³ M. O. Schmidt,¹⁰⁴ M. Schmidt,¹⁰³ N. V. Schmidt,^{68,96}
A. R. Schmier,¹³⁰ J. Schukraft,⁸⁹ Y. Schutz,¹³⁶ K. Schwarz,¹⁰⁷ K. Schweda,¹⁰⁷ G. Scioli,^{26a,26b} E. Scomparin,⁵⁹ J. E. Seger,¹⁵
Y. Sekiguchi,¹³² D. Sekihata,¹³² I. Selyuzhenkov,^{93,107} S. Senyukov,¹³⁶ D. Serebryakov,⁶² A. Sevcenco,⁶⁷ A. Shabanov,⁶²
A. Shabetai,¹¹⁵ R. Shahoyan,³⁴ W. Shaikh,¹¹⁰ A. Shangaraev,⁹¹ A. Sharma,¹⁰⁰ A. Sharma,¹⁰¹ H. Sharma,¹¹⁸ M. Sharma,¹⁰¹
N. Sharma,¹⁰⁰ S. Sharma,¹⁰¹ O. Sheibani,¹²⁵ K. Shigaki,⁴⁶ M. Shimomura,⁸³ S. Shirinkin,⁹² Q. Shou,⁴⁰ Y. Sibiriak,⁸⁸
S. Siddhanta,⁵⁵ T. Siemiarczuk,⁸⁵ D. Silvermyr,⁸¹ G. Simatovic,⁹⁰ G. Simonetti,³⁴ B. Singh,¹⁰⁵ R. Singh,⁸⁶ R. Singh,¹⁰¹
R. Singh,⁵⁰ V. K. Singh,¹⁴¹ V. Singhal,¹⁴¹ T. Sinha,¹¹⁰ B. Sitar,¹³ M. Sitta,³¹ T. B. Skaali,²⁰ M. Slupecki,⁴⁴ N. Smirnov,¹⁴⁶
R. J. M. Snellings,⁶³ C. Soncco,¹¹² J. Song,¹²⁵ A. Songmoolnak,¹¹⁶ F. Soramel,^{28a,28b} S. Sorensen,¹³⁰ I. Sputowska,¹¹⁸
J. Stachel,¹⁰⁴ I. Stan,⁶⁷ P. J. Steffanic,¹³⁰ E. Stenlund,⁸¹ S. F. Stiefelmaier,¹⁰⁴ D. Stocco,¹¹⁵ M. M. Storetvedt,³⁶
L. D. Stritto,^{29a,29b} A. A. P. Suaide,¹²¹ T. Sugitate,⁴⁶ C. Suire,⁷⁸ M. Suleymanov,¹⁴ M. Suljic,³⁴ R. Sultanov,⁹² M. Šumbera,⁹⁵
V. Šumbera,¹⁰¹ S. Sumowidagdo,⁵¹ S. Swain,⁶⁵ A. Szabo,¹³ I. Szarka,¹³ U. Tabassam,¹⁴ S. F. Taghavi,¹⁰⁵ G. Taillepied,¹³⁴
J. Takahashi,¹²² G. J. Tambave,²¹ S. Tang,^{6,134} M. Tarhini,¹¹⁵ M. G. Tarzila,⁴⁸ A. Tauro,³⁴ G. Tejada Muñoz,⁴⁵ A. Telesca,³⁴
L. Terlizzi,^{25a,25b} C. Terrevoli,¹²⁵ D. Thakur,⁵⁰ S. Thakur,¹⁴¹ D. Thomas,¹¹⁹ F. Thoresen,⁸⁹ R. Tieulent,¹³⁵ A. Tikhonov,⁶²
A. R. Timmins,¹²⁵ A. Toia,⁶⁸ N. Topilskaya,⁶² M. Toppi,⁵² F. Torales-Acosta,¹⁹ S. R. Torres,³⁷ A. Trifiró,^{32,56} S. Tripathy,^{50,69}
T. Tripathy,⁴⁹ S. Trogolo,^{28a,28b} G. Trombetta,^{33a,33b} L. Tropp,³⁸ V. Trubnikov,² W. H. Trzaska,¹²⁶ T. P. Trzcinski,¹⁴²
B. A. Trzeciak,^{37,63} A. Tumkin,¹⁰⁹ R. Turrisi,⁵⁷ T. S. Tveter,²⁰ K. Ullaland,²¹ E. N. Umaka,¹²⁵ A. Uras,¹³⁵ G. L. Usai,^{23a,23b}
M. Vala,³⁸ N. Valle,¹³⁹ S. Vallero,⁵⁹ N. van der Kolk,⁶³ L. V. R. van Doremalen,⁶³ M. van Leeuwen,⁶³ P. Vande Vyvre,³⁴
D. Varga,¹⁴⁵ Z. Varga,¹⁴⁵ M. Varga-Kofarago,¹⁴⁵ A. Vargas,⁴⁵ M. Vasileiou,⁸⁴ A. Vasiliev,⁸⁸ O. Vázquez Doce,¹⁰⁵
V. Vechemin,¹¹³ E. Vercellin,^{25a,25b} S. Vergara Limón,⁴⁵ L. Vermunt,⁶³ R. Vernet,⁷ R. Vértesi,¹⁴⁵ L. Vickovic,³⁵
Z. Vilakazi,¹³¹ O. Villalobos Baillie,¹¹¹ G. Vino,⁵³ A. Vinogradov,⁸⁸ T. Virgili,^{29a,29b} V. Vislavicius,⁸⁹ A. Vodopyanov,⁷⁵
B. Volkel,³⁴ M. A. Völkl,¹⁰³ K. Voloshin,⁹² S. A. Voloshin,¹⁴³ G. Volpe,^{33a,33b} B. von Haller,³⁴ I. Vorobyev,¹⁰⁵ D. Voscek,¹¹⁷
J. Vrláková,³⁸ B. Wagner,²¹ M. Weber,¹¹⁴ S. G. Weber,¹⁴⁴ A. Wegrzynek,³⁴ S. C. Wenzel,³⁴ J. P. Wessels,¹⁴⁴ J. Wiechula,⁶⁸

J. Wikne,²⁰ G. Wilk,⁸⁵ J. Wilkinson,¹⁰ G. A. Willems,¹⁴⁴ E. Willsher,¹¹¹ B. Windelband,¹⁰⁴ M. Winn,¹³⁷ W. E. Witt,¹³⁰
 J. R. Wright,¹¹⁹ Y. Wu,¹²⁸ R. Xu,⁶ S. Yalcin,⁷⁷ Y. Yamaguchi,⁴⁶ K. Yamakawa,⁴⁶ S. Yang,²¹ S. Yano,¹³⁷ Z. Yin,⁶
 H. Yokoyama,⁶³ I.-K. Yoo,¹⁷ J. H. Yoon,⁶¹ S. Yuan,²¹ A. Yuncu,¹⁰⁴ V. Yurchenko,² V. Zaccolo,^{24a,24b} A. Zaman,¹⁴
 C. Zampolli,³⁴ H. J. C. Zanoli,⁶³ N. Zardoshti,³⁴ A. Zarochentsev,¹¹³ P. Závada,⁶⁶ N. Zaviyalov,¹⁰⁹ H. Zbroszczyk,¹⁴²
 M. Zhalov,⁹⁸ S. Zhang,⁴⁰ X. Zhang,⁶ Z. Zhang,⁶ V. Zherebchevskii,¹¹³ Y. Zhi,¹² D. Zhou,⁶ Y. Zhou,⁸⁹ Z. Zhou,²¹ J. Zhu,^{6,107}
 Y. Zhu,⁶ A. Zichichi,^{10,26a,26b} G. Zinovjev,² and N. Zurlo¹⁴⁰

(A Large Ion Collider Experiment Collaboration)

- ¹*A.I. Alikhanyan National Science Laboratory (Yerevan Physics Institute) Foundation, Yerevan, Armenia*
²*Bogolyubov Institute for Theoretical Physics, National Academy of Sciences of Ukraine, Kiev, Ukraine*
^{3a}*Bose Institute, Department of Physics, Kolkata, India*
^{3b}*Centre for Astroparticle Physics and Space Science (CAPSS), Kolkata, India*
⁴*Budker Institute for Nuclear Physics, Novosibirsk, Russia*
⁵*California Polytechnic State University, San Luis Obispo, California, United States*
⁶*Central China Normal University, Wuhan, China*
⁷*Centre de Calcul de l'IN2P3, Villeurbanne, Lyon, France*
⁸*Centro de Aplicaciones Tecnológicas y Desarrollo Nuclear (CEADEN), Havana, Cuba*
⁹*Centro de Investigación y de Estudios Avanzados (CINVESTAV), Mexico City and Mérida, Mexico*
¹⁰*Centro Fermi—Museo Storico della Fisica e Centro Studi e Ricerche “Enrico Fermi”, Rome, Italy*
¹¹*Chicago State University, Chicago, Illinois, United States*
¹²*China Institute of Atomic Energy, Beijing, China*
¹³*Comenius University Bratislava, Faculty of Mathematics, Physics and Informatics, Bratislava, Slovakia*
¹⁴*COMSATS University Islamabad, Islamabad, Pakistan*
¹⁵*Creighton University, Omaha, Nebraska, United States*
¹⁶*Department of Physics, Aligarh Muslim University, Aligarh, India*
¹⁷*Department of Physics, Pusan National University, Pusan, Republic of Korea*
¹⁸*Department of Physics, Sejong University, Seoul, Republic of Korea*
¹⁹*Department of Physics, University of California, Berkeley, California, United States*
²⁰*Department of Physics, University of Oslo, Oslo, Norway*
²¹*Department of Physics and Technology, University of Bergen, Bergen, Norway*
^{22a}*Dipartimento di Fisica dell'Università 'La Sapienza', Rome, Italy*
^{22b}*Sezione INFN, Rome, Italy*
^{23a}*Dipartimento di Fisica dell'Università, Cagliari, Italy*
^{23b}*Sezione INFN, Cagliari, Italy*
^{24a}*Dipartimento di Fisica dell'Università, Trieste, Italy*
^{24b}*Sezione INFN, Trieste, Italy*
^{25a}*Dipartimento di Fisica dell'Università, Turin, Italy*
^{25b}*Sezione INFN, Turin, Italy*
^{26a}*Dipartimento di Fisica e Astronomia dell'Università, Bologna, Italy*
^{26b}*Sezione INFN, Bologna, Italy*
^{27a}*Dipartimento di Fisica e Astronomia dell'Università, Catania, Italy*
^{27b}*Sezione INFN, Catania, Italy*
^{28a}*Dipartimento di Fisica e Astronomia dell'Università, Padova, Italy*
^{28b}*Sezione INFN, Padova, Italy*
^{29a}*Dipartimento di Fisica 'E.R. Caianiello' dell'Università, Salerno, Italy*
^{29b}*Gruppo Collegato INFN, Salerno, Italy*
³⁰*Dipartimento DISAT del Politecnico and Sezione INFN, Turin, Italy*
³¹*Dipartimento di Scienze e Innovazione Tecnologica dell'Università del Piemonte Orientale and INFN Sezione di Torino, Alessandria, Italy*
³²*Dipartimento di Scienze MIFT, Università di Messina, Messina, Italy*
^{33a}*Dipartimento Interateneo di Fisica 'M. Merlin', Bari, Italy*
^{33b}*Sezione INFN, Bari, Italy*
³⁴*European Organization for Nuclear Research (CERN), Geneva, Switzerland*
³⁵*Faculty of Electrical Engineering, Mechanical Engineering and Naval Architecture, University of Split, Split, Croatia*
³⁶*Faculty of Engineering and Science, Western Norway University of Applied Sciences, Bergen, Norway*
³⁷*Faculty of Nuclear Sciences and Physical Engineering, Czech Technical University in Prague, Prague, Czech Republic*

- ³⁸Faculty of Science, P.J. Šafárik University, Košice, Slovakia
- ³⁹Frankfurt Institute for Advanced Studies, Johann Wolfgang Goethe-Universität Frankfurt, Frankfurt, Germany
- ⁴⁰Fudan University, Shanghai, China
- ⁴¹Gangneung-Wonju National University, Gangneung, Republic of Korea
- ⁴²Gauhati University, Department of Physics, Guwahati, India
- ⁴³Helmholtz-Institut für Strahlen- und Kernphysik, Rheinische Friedrich-Wilhelms-Universität Bonn, Bonn, Germany
- ⁴⁴Helsinki Institute of Physics (HIP), Helsinki, Finland
- ⁴⁵High Energy Physics Group, Universidad Autónoma de Puebla, Puebla, Mexico
- ⁴⁶Hiroshima University, Hiroshima, Japan
- ⁴⁷Hochschule Worms, Zentrum für Technologietransfer und Telekommunikation (ZTT), Worms, Germany
- ⁴⁸Horia Hulubei National Institute of Physics and Nuclear Engineering, Bucharest, Romania
- ⁴⁹Indian Institute of Technology Bombay (IIT), Mumbai, India
- ⁵⁰Indian Institute of Technology Indore, Indore, India
- ⁵¹Indonesian Institute of Sciences, Jakarta, Indonesia
- ⁵²INFN, Laboratori Nazionali di Frascati, Frascati, Italy
- ⁵³INFN, Sezione di Bari, Bari, Italy
- ⁵⁴INFN, Sezione di Bologna, Bologna, Italy
- ⁵⁵INFN, Sezione di Cagliari, Cagliari, Italy
- ⁵⁶INFN, Sezione di Catania, Catania, Italy
- ⁵⁷INFN, Sezione di Padova, Padova, Italy
- ⁵⁸INFN, Sezione di Roma, Rome, Italy
- ⁵⁹INFN, Sezione di Torino, Turin, Italy
- ⁶⁰INFN, Sezione di Trieste, Trieste, Italy
- ⁶¹Inha University, Republic of Korea
- ⁶²Institute for Nuclear Research, Academy of Sciences, Moscow, Russia
- ⁶³Institute for Subatomic Physics, Utrecht University/Nikhef, Utrecht, Netherlands
- ⁶⁴Institute of Experimental Physics, Slovak Academy of Sciences, Košice, Slovakia
- ⁶⁵Institute of Physics, Homi Bhabha National Institute, Bhubaneswar, India
- ⁶⁶Institute of Physics of the Czech Academy of Sciences, Prague, Czech Republic
- ⁶⁷Institute of Space Science (ISS), Bucharest, Romania
- ⁶⁸Institut für Kernphysik, Johann Wolfgang Goethe-Universität Frankfurt, Frankfurt, Germany
- ⁶⁹Instituto de Ciencias Nucleares, Universidad Nacional Autónoma de México, Mexico City, Mexico
- ⁷⁰Instituto de Física, Universidade Federal do Rio Grande do Sul (UFRGS), Porto Alegre, Brazil
- ⁷¹Instituto de Física, Universidad Nacional Autónoma de México, Mexico City, Mexico
- ⁷²iThemba LABS, National Research Foundation, Somerset West, South Africa
- ⁷³Jeonbuk National University, Jeonju, Republic of Korea
- ⁷⁴Johann-Wolfgang-Goethe Universität Frankfurt Institut für Informatik, Fachbereich Informatik und Mathematik, Frankfurt, Germany
- ⁷⁵Joint Institute for Nuclear Research (JINR), Dubna, Russia
- ⁷⁶Korea Institute of Science and Technology Information, Daejeon, Republic of Korea
- ⁷⁷KTO Karatay University, Konya, Turkey
- ⁷⁸Laboratoire de Physique des 2 Infinis, Irène Joliot-Curie, Orsay, France
- ⁷⁹Laboratoire de Physique Subatomique et de Cosmologie, Université Grenoble-Alpes, CNRS-IN2P3, Grenoble, France
- ⁸⁰Lawrence Berkeley National Laboratory, Berkeley, California, USA
- ⁸¹Lund University Department of Physics, Division of Particle Physics, Lund, Sweden
- ⁸²Nagasaki Institute of Applied Science, Nagasaki, Japan
- ⁸³Nara Women's University (NWU), Nara, Japan
- ⁸⁴National and Kapodistrian University of Athens, School of Science, Department of Physics, Athens, Greece
- ⁸⁵National Centre for Nuclear Research, Warsaw, Poland
- ⁸⁶National Institute of Science Education and Research, Homi Bhabha National Institute, Jatni, India
- ⁸⁷National Nuclear Research Center, Baku, Azerbaijan
- ⁸⁸National Research Centre Kurchatov Institute, Moscow, Russia
- ⁸⁹Niels Bohr Institute, University of Copenhagen, Copenhagen, Denmark
- ⁹⁰Nikhef, National institute for subatomic physics, Amsterdam, Netherlands
- ⁹¹NRC Kurchatov Institute IHEP, Protvino, Russia
- ⁹²NRC «Kurchatov» Institute - ITEP, Moscow, Russia
- ⁹³NRNU Moscow Engineering Physics Institute, Moscow, Russia
- ⁹⁴Nuclear Physics Group, STFC Daresbury Laboratory, United Kingdom
- ⁹⁵Nuclear Physics Institute of the Czech Academy of Sciences, Řež u Prahy, Czech Republic
- ⁹⁶Oak Ridge National Laboratory, Oak Ridge, Tennessee, USA

- ⁹⁷*Ohio State University, Columbus, Ohio, USA*
- ⁹⁸*Petersburg Nuclear Physics Institute, Gatchina, Russia*
- ⁹⁹*Physics department, Faculty of science, University of Zagreb, Zagreb, Croatia*
- ¹⁰⁰*Physics Department, Panjab University, Chandigarh, India*
- ¹⁰¹*Physics Department, University of Jammu, Jammu, India*
- ¹⁰²*Physics Department, University of Rajasthan, Jaipur, India*
- ¹⁰³*Physikalisches Institut, Eberhard-Karls-Universität Tübingen, Tübingen, Germany*
- ¹⁰⁴*Physikalisches Institut, Ruprecht-Karls-Universität Heidelberg, Heidelberg, Germany*
- ¹⁰⁵*Physik Department, Technische Universität München, Munich, Germany*
- ¹⁰⁶*Politecnico di Bari, Bari, Italy*
- ¹⁰⁷*Research Division and ExtreMe Matter Institute EMMI, GSI Helmholtzzentrum für Schwerionenforschung GmbH, Darmstadt, Germany*
- ¹⁰⁸*Rudjer Bošković Institute, Zagreb, Croatia*
- ¹⁰⁹*Russian Federal Nuclear Center (VNIIEF), Sarov, Russia*
- ¹¹⁰*Saha Institute of Nuclear Physics, Homi Bhabha National Institute, Kolkata, India*
- ¹¹¹*School of Physics and Astronomy, University of Birmingham, Birmingham, United Kingdom*
- ¹¹²*Sección Física, Departamento de Ciencias, Pontificia Universidad Católica del Perú, Lima, Peru*
- ¹¹³*St. Petersburg State University, St. Petersburg, Russia*
- ¹¹⁴*Stefan Meyer Institut für Subatomare Physik (SMI), Vienna, Austria*
- ¹¹⁵*SUBATECH, IMT Atlantique, Université de Nantes, CNRS-IN2P3, Nantes, France*
- ¹¹⁶*Suranaree University of Technology, Nakhon Ratchasima, Thailand*
- ¹¹⁷*Technical University of Košice, Košice, Slovakia*
- ¹¹⁸*The Henryk Niewodniczanski Institute of Nuclear Physics, Polish Academy of Sciences, Cracow, Poland*
- ¹¹⁹*The University of Texas at Austin, Austin, Texas, USA*
- ¹²⁰*Universidad Autónoma de Sinaloa, Culiacán, Mexico*
- ¹²¹*Universidade de São Paulo (USP), São Paulo, Brazil*
- ¹²²*Universidade Estadual de Campinas (UNICAMP), Campinas, Brazil*
- ¹²³*Universidade Federal do ABC, Santo Andre, Brazil*
- ¹²⁴*University of Cape Town, Cape Town, South Africa*
- ¹²⁵*University of Houston, Houston, Texas, USA*
- ¹²⁶*University of Jyväskylä, Jyväskylä, Finland*
- ¹²⁷*University of Liverpool, United Kingdom*
- ¹²⁸*University of Science and Technology of China, Hefei, China*
- ¹²⁹*University of South-Eastern Norway, Tonsberg, Norway*
- ¹³⁰*University of Tennessee, Tennessee, USA*
- ¹³¹*University of the Witwatersrand, Johannesburg, South Africa*
- ¹³²*University of Tokyo, Tokyo, Japan*
- ¹³³*University of Tsukuba, Tsukuba, Japan*
- ¹³⁴*Université Clermont Auvergne, CNRS/IN2P3, LPC, Clermont-Ferrand, France*
- ¹³⁵*Université de Lyon, Université Lyon 1, CNRS/IN2P3, IPN-Lyon, Villeurbanne, Lyon, France*
- ¹³⁶*Université de Strasbourg, CNRS, IPHC UMR 7178, F-67000 Strasbourg, France, Strasbourg, France*
- ¹³⁷*Université Paris-Saclay Centre d'Etudes de Saclay (CEA), IRFU, Département de Physique Nucléaire (DPhN), Saclay, France*
- ¹³⁸*Università degli Studi di Foggia, Foggia, Italy*
- ¹³⁹*Università degli Studi di Pavia, Pavia, Italy*
- ¹⁴⁰*Università di Brescia, Brescia, Italy*
- ¹⁴¹*Variable Energy Cyclotron Centre, Homi Bhabha National Institute, Kolkata, India*
- ¹⁴²*Warsaw University of Technology, Warsaw, Poland*
- ¹⁴³*Wayne State University, Michigan, USA*
- ¹⁴⁴*Westfälische Wilhelms-Universität Münster, Institut für Kernphysik, Münster, Germany*
- ¹⁴⁵*Wigner Research Centre for Physics, Budapest, Hungary*
- ¹⁴⁶*Yale University, Connecticut, USA*
- ¹⁴⁷*Yonsei University, Seoul, Republic of Korea*

^aDeceased.

^bAlso at Italian National Agency for New Technologies, Energy and Sustainable Economic Development (ENEA), Bologna, Italy.

^cAlso at Dipartimento DET del Politecnico di Torino, Turin, Italy.

^dAlso at M.V. Lomonosov Moscow State University, D.V. Skobeltsyn Institute of Nuclear Physics, Moscow, Russia.

^eAlso at Department of Applied Physics, Aligarh Muslim University, Aligarh, India.

^fAlso at Institute of Theoretical Physics, University of Wrocław, Poland.