

Bimodal Approach for Noise Figures of Merit Evaluation in Quantum-Limited Josephson Traveling Wave Parametric Amplifiers

Original

Bimodal Approach for Noise Figures of Merit Evaluation in Quantum-Limited Josephson Traveling Wave Parametric Amplifiers / Fasolo, L.; Barone, C.; Borghesi, M.; Carapella, G.; Caricato, A. P.; Carusotto, I.; Chung, W.; Cian, A.; Di Gioacchino, D.; Enrico, E.; Falferi, P.; Faverzani, M.; Ferri, E.; Filatrella, G.; Gatti, C.; Giachero, A.; Giubertoni, D.; Greco, A.; Kutlu, C.; Leo, A.; Ligi, C.; Livreri, P.; Maccarone, G.; Margesin, B.; Maruccio, G.; Matlashov, A.; Mauro, C.; Mezzena, R.; Monteduro, A. G.; Nucciotti, A.; Oberto, L.; Pagano, S.; Pierro, V.; Piersanti, L.; Rajteri, M.; Rettaroli, A.; Rizzato, S.; Semertzidis, Y. K.; Uchaikin, S. V.; Vinante, A.. - In: IEEE TRANSACTIONS ON APPLIED SUPERCONDUCTIVITY - ISSN 1051-8223 - ELETTRONICO - 32:4(2022), pp. 1-6. [10.1109/TASC.2022.3148692]
This version is available at: 11583/2959268 since: 2022-03-23T14:11:51Z

Publisher:

Institute of Electrical and Electronics Engineers Inc.

Published

DOI:10.1109/TASC.2022.3148692
























Terms of use:

This article is made available under terms and conditions as specified in the corresponding bibliographic description in the repository

Publisher copyright

(Article begins on next page)

Bimodal Approach for Noise Figures of Merit Evaluation in Quantum-Limited Josephson Traveling Wave Parametric Amplifiers

L. Fasolo , C. Barone , M. Borghesi, G. Carapella, A. P. Caricato, I. Carusotto, W. Chung, A. Cian , D. Di Gioacchino , E. Enrico , P. Falferi, M. Faverzani , E. Ferri, G. Filatrella, C. Gatti , A. Giachero, D. Giubertoni , A. Greco , Ç. Kutlu, A. Leo, C. Ligi , P. Livreri , G. Maccarrone, B. Margesin , G. Maruccio, A. Matlashov, C. Mauro, R. Mezzena , A. G. Monteduro, A. Nucciotti , L. Oberto , S. Pagano , V. Pierro , L. Piersanti , M. Rajteri , A. Rettaroli , S. Rizzato , Y. K. Semertzidis , S. Uchaikin, and A. Vinante 

Abstract—The advent of ultra-low noise microwave amplifiers revolutionized several research fields demanding quantum-limited technologies. Exploiting a theoretical bimodal description of a linear phase-preserving amplifier, in this contribution we analyze some of the intrinsic properties of a model architecture (i.e., an rf-SQUID based Josephson Traveling Wave Parametric Amplifier) in terms of amplification and noise generation for key case study input states (Fock and coherent). Furthermore, we present an analysis of the output signals generated by the parametric amplification mechanism when thermal noise fluctuations feed the device.

Index Terms—Microwave photonics, noise figure, superconducting microwave devices.

I. INTRODUCTION

NOWADAYS, the technological progress in several fields of research, spanning from quantum computation and communication [1]–[3], radio-astronomy [4], radio detection and ranging [5]–[8], up to fundamental physics experiments [9]–[11], led to the demand for ultra-low noise microwave amplifiers for broadband high-fidelity readout. All these applications are deeply affected by the noise performances of such amplifiers. In this contribution, the standard Haus-Caves description of noise generation in an ideal bosonic phase-preserving linear amplifier is taken into account [12]–[14]. In this representation

Manuscript received September 29, 2021; revised December 24, 2021; accepted January 21, 2022. Date of publication February 7, 2022; date of current version March 18, 2022. This work was supported in part by the Italian Institute of Nuclear Physics (INFN) within the Technological and Interdisciplinary research commission (CSN5), in part by the European Union’s H2020-MSCA under Grant 101027746, in part by the Institute for Basic Science (IBS-R017-D1) of the Republic of Korea, in part by the University of Salerno - Italy under Projects FRB19PAGAN and FRB20BARON, in part by the SUPERGALAX project through the H2020-FETOPEN-2018-2020 call, and in part by the Joint Research Project PARAWAVE of the European Metrology Programme for Innovation and Research (EMPIR). This project PARAWAVE has received funding from the EMPIR programme co-financed by the Participating States and from the European Union’s Horizon 2020 research and innovation programme. (Corresponding author: Emanuele Enrico.)

Please see the Acknowledgment section of this article for the author affiliations.

Color versions of one or more figures in this article are available at <https://doi.org/10.1109/TASC.2022.3148692>.

Digital Object Identifier 10.1109/TASC.2022.3148692

the amplifier is considered as a two-ports black-box driven at a pump frequency ω_p that amplifies a bosonic input mode at frequency ω . The amplification is associated with the creation of a second mode at frequency $\omega' = \omega_p - \omega$ (the so-called idler mode of a three-wave mixing parametric amplification [15]) that is commonly considered as an internal mode of the amplifier that causes the onset of noise at the output port. Here, we extend and give a different perspective of this description considering the case in which an uncorrelated idler mode is already present at the input port (i.e., considering a bimodal input field), analyzing the effect of the interaction between these modes inside the amplifier in terms of typical noise estimators. This operative condition may arise in real measurement setups where the amplifier is exploited, for instance, for the multiplexed readout of broadband signals [16] or for the joint detection and amplification of probing signals in a microwave quantum illumination experiment [8].

The theoretical framework presented in this manuscript is supported with numerical simulations of the noise estimators for a realistic implementation of a quantum-limited amplifier [13], [14] such as the rf-SQUID based Josephson Travelling Wave Parametric Amplifier (JTWPA) [17]–[21], which represents a promising realization of a microwave amplifier with high gain, large bandwidth and quantum-limited added noise [22]. The core of this device is a repetition of rf-SQUIDs, embedded in a coplanar waveguide, that generate a non-dissipative and highly non-linear superconducting metamaterial.

II. GAIN, QUANTUM EFFICIENCY, AND NOISE FIGURE

Within the Heisenberg picture, a generic two-ports phase-preserving linear amplifier driven at frequency ω_p combines two uncorrelated input modes at frequency ω and $\omega' = \omega_p - \omega \neq \omega$, described through their dimensionless complex-amplitude operator $\hat{a}_{\omega,\text{in}}$ and $\hat{a}_{\omega',\text{in}}$, in an output mode at frequency ω

$$\hat{a}_{\omega,\text{out}} = u(\omega)\hat{a}_{\omega,\text{in}} + iv(\omega)\hat{a}_{\omega',\text{in}}^\dagger \quad (1)$$

with $[\hat{a}_{\omega,\text{in}}, \hat{a}_{\omega',\text{in}}^\dagger] = \delta_{\omega,\omega'}$. A pictorial representation of the system is given in Fig. 1. The output mode operator fulfils the

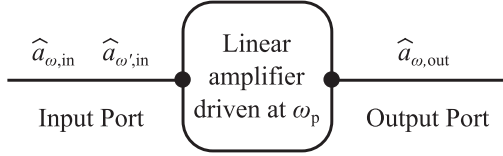


Fig. 1. Pictorial representation of a linear amplifier, driven at ω_p , having at the input port two uncorrelated fields at frequency ω and $\omega' = \omega_p - \omega$.

common bosonic commutation relation only if the complex functions $u(\omega)$ and $v(\omega)$ respect the unitary condition

$$|u(\omega)|^2 - |v(\omega)|^2 = 1 \quad (2)$$

As reported in [21] for an rf-SQUID based JTWPA, an expression of these functions can be analytically derived exploiting a circuit quantum electrodynamics description of the system. These quantities depend both on the design parameters of the device and on the driving conditions (i.e., on the pump frequency ω_p and on the amplitude of this tone, that can be quantified in terms of the intensity of current I_p). In this derivation, the ideality condition of the phase-preserving linear amplifier is guaranteed neglecting all the possible dissipation sources, such as the dielectric losses or the side-band generation [23]. All the numerical simulations given below are evaluated for the circuitual parameters described in [21] for an amplifier operating in the three-wave mixing regime and pumped with a current intensity I_p at frequency $\omega_p = 2\pi \cdot 12\text{GHz}$.

The expectation value for the photon number of the output field is given by

$$\begin{aligned} \langle \hat{n}_{\omega, \text{out}} \rangle &= \langle \hat{a}_{\omega, \text{out}}^\dagger \hat{a}_{\omega, \text{out}} \rangle \\ &= |u(\omega)|^2 \langle \hat{n}_{\omega, \text{in}} \rangle + |v(\omega)|^2 \langle \hat{n}_{\omega', \text{in}} \rangle \\ &\quad + i \left(u^*(\omega) v(\omega) \langle \hat{a}_{\omega, \text{in}}^\dagger \hat{a}_{\omega', \text{in}} \rangle \right. \\ &\quad \left. - u(\omega) v^*(\omega) \langle \hat{a}_{\omega', \text{in}} \hat{a}_{\omega, \text{in}} \rangle \right) + |v(\omega)|^2 \end{aligned} \quad (3)$$

where the first term is the input field at ω frequency being amplified of a factor $|u(\omega)|^2$, while the second term represents the contribution to the amplification of the input field at ω frequency given by the input field at ω' . The third and fourth terms represent respectively the contributions deriving from the spontaneous annihilation or creation of a pump photon, that respectively implies the creation or the annihilation of a couple of photons at ω and ω' . Eventually the last term, independent from the input fields, represents the number of photons with frequency ω added by the amplifier (the so-called added noise photons).

Supposing a vacuum state $|\text{vac}\rangle = |0\rangle_\omega |0\rangle_{\omega'}$ as the input state of the amplifier, one can easily derive from (3) that the expectation value for the photon number of the output field is

$$\langle \hat{n}_{\omega, \text{out}}^{\text{vac}} \rangle = \langle \text{vac} | \hat{n}_{\omega, \text{out}} | \text{vac} \rangle = |v(\omega)|^2 \quad (4)$$

This means that the added noise photons can be equivalently seen as the product of the amplification of an input vacuum state. Furthermore, from (3) derives that the spectral gain distribution of the amplifier $G(\omega)$, meant as the scale factor of the sole input

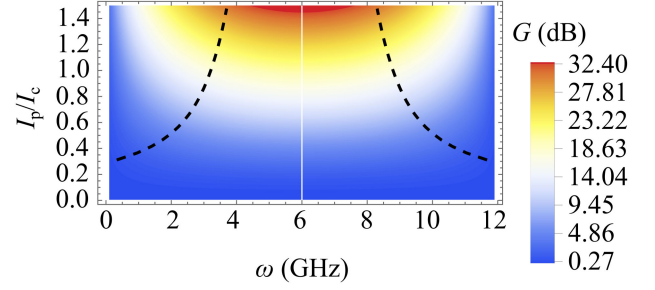


Fig. 2. Gain spectrum ($G(\omega)$), expressed in dB, as a function of I_p normalized on the critical current I_c of the Josephson junctions composing the referenced device. The dashed lines identify the bandwidth of this device at the 3 dB threshold level.

mode at frequency ω , is given by

$$G(\omega) \equiv |u(\omega)|^2 \quad (5)$$

whereas, in order to take into consideration the contribution given by the input field at ω' frequency, it is possible to define a bimodal gain $G_b(\omega)$ as

$$G_b(\omega) \equiv \frac{\langle \hat{n}_{\omega, \text{out}} \rangle - \langle \hat{n}_{\omega, \text{out}}^{\text{vac}} \rangle}{\langle \hat{n}_{\omega, \text{in}} \rangle} \quad (6)$$

This latter quantity reduces to $G(\omega)$ when the ω' input field is in the vacuum state.

Fig. 2 reports the spectral distribution of the gain $G(\omega)$ as a function of I_p normalized on the critical current of the referenced Josephson junctions I_c . It has to be noticed that, being the rf-SQUIDs the nonlinear core of the modeled JTWPA, the driving pump current I_p flowing through the amplifier can exceed the critical current of the Josephson junctions I_c (i.e., the pump current can be unevenly divided between the two branches of the rf-SQUIDs, maintaining the junctions in their superconductive state). The gain results negligible for small values of I_p , whereas an increase in the pumping current increases the intensity of coupling between tones and thus the gain of the amplifier, with a corresponding reduction of the bandwidth. The dashed lines in Fig. 2 represent the edges of this bandwidth, defined exploiting a gain threshold of 3 dB.

To evaluate the performance of an ideal phase-preserving linear amplifier it is possible to define its quantum efficiency spectrum as the ratio between the vacuum fluctuations in the input field and the fluctuations of the output field, this latter quantity normalized on the bimodal gain of the amplifier [16]

$$\eta(\omega) \equiv \frac{\langle (\Delta \hat{a}_{\omega, \text{in}}^{\text{vac}})^2 \rangle}{\langle (\Delta \hat{a}_{\omega, \text{out}})^2 \rangle / G_b(\omega)} = \frac{1/2 \cdot G_b(\omega)}{\langle (\Delta \hat{a}_{\omega, \text{out}})^2 \rangle} \quad (7)$$

where $\langle (\Delta \hat{a}_{\omega, \text{in}}^{\text{vac}})^2 \rangle = \langle \hat{a}_{\omega, \text{in}}^2 \rangle - \langle \hat{a}_{\omega, \text{in}} \rangle^2$ is the variance of the input (output) annihilation operator with frequency ω . Another commonly exploited figure of merit to evaluate the performance of an amplifier is the noise figure spectrum $\mathcal{F}(\omega)$, defined as the ratio between the input signal to noise ratio (SNR) and the output SNR

$$\mathcal{F}(\omega) \equiv \frac{\text{SNR}_{\text{in}}(\omega)}{\text{SNR}_{\text{out}}(\omega)} \quad (8)$$

with

$$\text{SNR}_{\text{in}}(\omega) \equiv \frac{\langle \hat{n}_{\omega, \text{in}} \rangle^2}{\langle (\Delta \hat{n}_{\omega, \text{in}})^2 \rangle} \quad (9)$$

and

$$\text{SNR}_{\text{out}}(\omega) \equiv \frac{\langle \hat{n}_{\omega, \text{out}} \rangle^2 - \langle \hat{n}_{\omega, \text{out}}^{\text{vac}} \rangle^2}{\langle (\Delta \hat{n}_{\omega, \text{out}})^2 \rangle} \quad (10)$$

where $\langle (\Delta \hat{n}_{\omega, \text{in (out)}})^2 \rangle = \langle \hat{n}_{\omega, \text{in (out)}}^2 \rangle - \langle \hat{n}_{\omega, \text{in (out)}} \rangle^2$ is the variance of the input (output) photon number with frequency ω . In the definition of the output SNR given in (10) the contribution given by the added noise photons has been excluded from the amplified output field [24].

The definitions given so far hold for any bimodal input states. In the following subsections, the quantum efficiency and the noise figure associated with two particular classes of them are presented.

A. Bimodal Fock Input States

Considering a generic bimodal Fock state $|\Psi_F\rangle = |n_\omega\rangle_\omega |n_{\omega'}\rangle_{\omega'}$ as the input state of the amplifier, it can be easily demonstrated that the bimodal gain is

$$G_{\text{b,F}}(\omega) = |u(\omega)|^2 + \frac{n_{\omega'}}{n_\omega} |v(\omega)|^2 \quad (11)$$

and the variance of the output annihilation operator at ω frequency is $\langle (\Delta \hat{a}_{\omega, \text{out}})^2 \rangle_F = 1/2 \cdot [(1 + 2n_\omega)|u(\omega)|^2 + (1 + 2n_{\omega'})|v(\omega)|^2]$. Exploiting (2) and (5) the quantum efficiency results in

$$\eta_F(\omega) = \frac{G(\omega) + (G(\omega) - 1) \cdot (n_{\omega'}/n_\omega)}{2G(\omega)[1 + n_\omega + n_{\omega'}] - 2n_{\omega'} - 1} \quad (12)$$

In the high gain limit (i.e., $G(\omega) \gg 1$) this quantity tends to

$$\eta_F(\omega) \rightarrow \frac{n_\omega + n_{\omega'}}{2n_\omega(1 + n_\omega + n_{\omega'})} \quad (13)$$

In this limit, supposing the input ω' mode in the vacuum state (i.e., $n_{\omega'} = 0$) the quantum efficiency reduces to $\eta_F(\omega) = 1/[2(1 + n_\omega)]$, at most equal to the standard quantum limit (SQL) $\eta_{\text{SQL}}(\omega) = 1/2$. The introduction of an ω' field at the input port (i.e., $n_{\omega'} \neq 0$) induces an increase of the quantum efficiency of the amplifier, up to the limit $1/(2n_\omega)$.

Regarding the noise figure spectrum, it can be derived that $\mathcal{F}_F(\omega) = \infty$, being $\text{SNR}_{\text{in}}(\omega) = \infty$, for any value of n_ω and $n_{\omega'}$. Fig. 3 presents the $\text{SNR}_{\text{out}}(\omega)$ for three different bimodal Fock input states as a function of I_p/I_c . For a given input state, across all the frequency spectrum, the $\text{SNR}_{\text{out}}(\omega)$ decreases with the increase of I_p (thus with the raise of the gain of the amplifier, as shown in Fig. 2). On the contrary, when I_p tends to zero, the amplifier slightly perturbs the input state, and the $\text{SNR}_{\text{out}}(\omega)$ diverges, recovering the value of $\text{SNR}_{\text{in}}(\omega)$. In accordance with the gain profile, a drastic reduction of the $\text{SNR}_{\text{out}}(\omega)$ occurs for I_p values that increase with the increase of the distance of the considered mode ω from the center of the band of the amplifier. Furthermore, for a fixed value of I_p , an increase of the occupancy of the input ω mode induces a raise of the $\text{SNR}_{\text{out}}(\omega)$, while

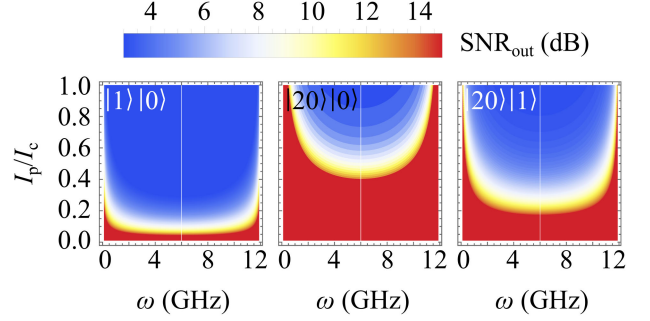


Fig. 3. Signal to Noise Ratios of the output field at ω frequency ($\text{SNR}_{\text{out}}(\omega)$), expressed in dB, for three different bimodal Fock state inputs as a function of I_p normalized on the critical current I_c of the Josephson junctions composing the referenced device.

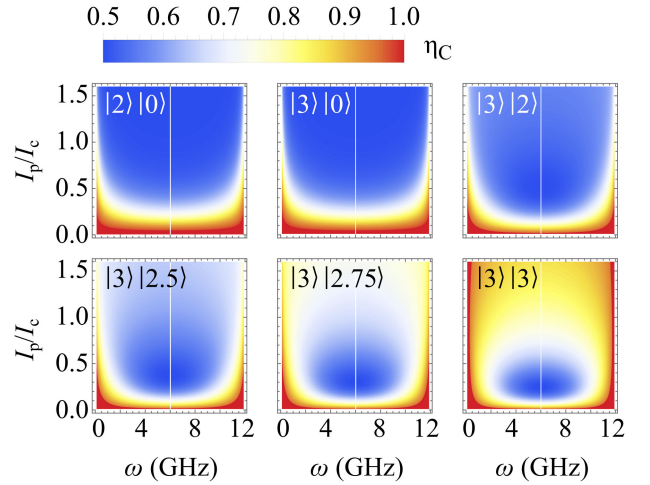


Fig. 4. Quantum efficiency spectrum ($\eta_C(\omega)$) for six different bimodal coherent input states as a function of I_p normalized on the critical current I_c of the Josephson junctions composing the referenced device.

an increase of the occupancy of the input ω' mode induces a reduction. Therefore, the drawback of the enhancement of the output power at ω frequency promoted by an ω' input field is the degradation of the $\text{SNR}_{\text{out}}(\omega)$.

B. Bimodal Coherent Input States

In this subsection a bimodal coherent state $|\Psi_C\rangle = |\alpha_\omega\rangle_\omega |\alpha_{\omega'}\rangle_{\omega'} = D(\alpha_\omega)|0\rangle_\omega D(\alpha_{\omega'})|0\rangle_{\omega'}$, with D the displacement operator, is considered as the input state of the amplifier. For this input state the bimodal gain results to be

$$G_{\text{b,C}}(\omega) = |u(\omega)|^2 + \frac{\alpha_{\omega'}^2}{\alpha_\omega^2} |v(\omega)|^2 + i \frac{\alpha_{\omega'}}{\alpha_\omega} (v(\omega)u^*(\omega) + u(\omega)v^*(\omega)) \quad (14)$$

while the variance of the output annihilation operator is $\langle (\Delta \hat{a}_{\omega, \text{out}})^2 \rangle_C = 1/2 \cdot (|u(\omega)|^2 + |v(\omega)|^2)$. Fig. 4 presents the spectral distribution of the quantum efficiency for six different bimodal coherent input states as a function of I_p/I_c . The shape

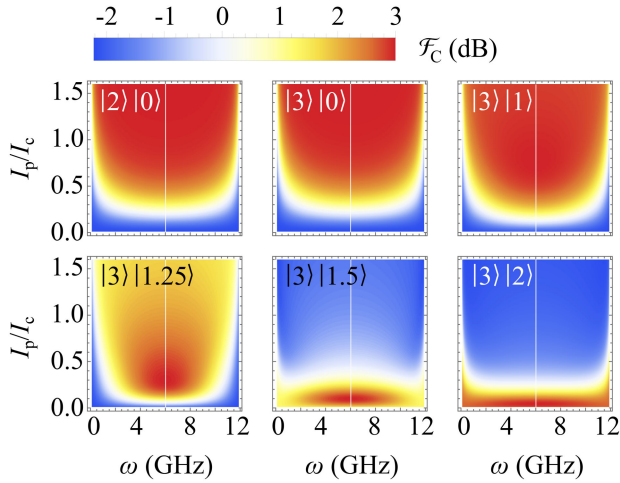


Fig. 5. Noise figure ($\mathcal{F}_C(\omega)$), expressed in dB, for six different bimodal coherent states input as a function of I_p normalized on the critical current I_c of the Josephson junctions composing the referenced device.

of the distributions recalls once again the one of the gain $G(\omega)$. It can be observed that, when the ω' mode of the bimodal coherent input state is in the vacuum state (i.e., $\alpha_{\omega'} = 0$), the quantum efficiency in the high gain limit tends to the SQL $\eta_{\text{SQL}}(\omega) = 1/2$. Differently from what was described in the previous subsection, this limit is exceeded when the average occupancy of the input ω' mode is non-zero. The former result clearly indicates that going beyond the SQL is non-limited to a linear amplifier working in the phase-sensitive regime (i.e., when $\omega = \omega'$), but it can also be obtained in the phase-preserving regime, in presence of a bimodal coherent input state with a non-zero average occupancy of the ω' mode. In a complementary way, the exceed of the SQL can also be shown evaluating the noise figure for different coherent input states. Being for these states $\text{SNR}_{\text{in}}(\omega) = |\alpha_{\omega}|^2$, the noise figure can be written as $\mathcal{F}_C(\omega) = |\alpha_{\omega}|^2 / \text{SNR}_{\text{out}}(\omega)$.

Fig. 5 reports the spectral distribution of the noise figure for six different bimodal coherent input states as a function of I_p/I_c . Similar to what was previously discussed, for a fixed value of I_p , an increase in the average occupancy of the input ω mode (i.e., α_{ω}) induces an increase of the noise figure. In the high gain limit, when $\alpha_{\omega'} = 0$, this quantity tends to the SQL $\mathcal{F}_{\text{SQL}}(\omega) = 2$, whereas an increase in the average occupancy of the input ω' mode (i.e., $\alpha_{\omega'}$) allows to reach values beyond this limit.

III. EFFECTIVE TEMPERATURE

The quantification of the noise spectrum generated by an amplifier commonly requires the definition of its effective temperature $T_{\text{eff}}(\omega)$ as the temperature that a Bose-Einstein distribution should have to equal the output ω mode occupancy generated by a vacuum input state (see (4)) [22]

$$\frac{1}{e^{\hbar\omega/k_B T_{\text{eff}}(\omega)} - 1} = |v(\omega)|^2 \quad (15)$$

where \hbar is the reduced Planck constant and k_B is the Boltzmann constant. The expression for the effective temperature derives

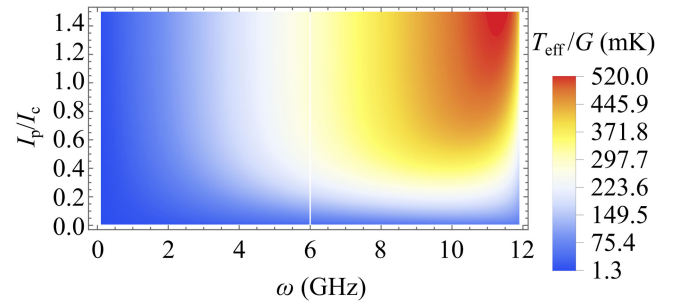


Fig. 6. Spectral distribution of the normalized effective temperature $T_{\text{eff}}(\omega)/G(\omega)$, as a function of I_p normalized on the critical current I_c of the Josephson junctions composing the referenced device.

from (15) exploiting the unitary condition given in (2) and the gain definition given in (5)

$$\begin{aligned} T_{\text{eff}}(\omega) &= \frac{\hbar\omega}{k_B} \left[\ln \left(1 + \frac{1}{|v(\omega)|^2} \right) \right]^{-1} \\ &= \frac{\hbar\omega}{k_B} \left[\ln \left(1 + \frac{1}{G(\omega) - 1} \right) \right]^{-1} \end{aligned} \quad (16)$$

which implies that an ideal phase-preserving linear amplifier acting as a passive element (i.e., $G = 1$) has an effective temperature equal to zero while, when acting as an active element (i.e., $G > 1$), its effective temperature increases with the increase of the gain. Fig. 6 reports the numerical evaluation of the spectral distribution of the normalized effective temperature $T_{\text{eff}}(\omega)/G(\omega)$ for the referenced device as a function of I_p/I_c . Here it can be noticed that, in the high gain limit, the ratio $T_{\text{eff}}(\omega)/G(\omega)$ tends to the SQL $\hbar\omega/k_B$, corresponding to the sum of the equivalent temperature of a half of quantum of noise associated with the signal mode, plus the equivalent temperature of the minimal added noise that the idler mode has to inject in the ω mode in order to preserve the bosonic commutation relations at the output [25].

IV. ENVIRONMENT CONTRIBUTION TO THE OUTPUT NOISE

In this section, the behaviour of the amplifier when inserted in a realistic measurement setup is taken into account. In particular the case in which the input field of the amplifier is a bimodal thermal-noise state generated by the surrounding environment at a given temperature T is considered. The density operator for this state can be written as

$$\rho_{\text{th}} = \sum_{n=0}^{\infty} \frac{e^{n\beta\hbar\omega}}{1 - e^{\beta\hbar\omega}} |n\rangle_{\omega} \langle n|_{\omega} \sum_{m=0}^{\infty} \frac{e^{m\beta\hbar\omega'}}{1 - e^{\beta\hbar\omega'}} |m\rangle_{\omega'} \langle m|_{\omega'} \quad (17)$$

where $\beta = 1/k_B T$. The expectation value for the photon number of the output field at frequency ω is obtained tracing over both the two modes Fock basis

$$\begin{aligned} \langle \hat{n}_{\omega, \text{out}} \rangle_{\text{th}} &= \text{Tr} [\rho_{\text{th}} \hat{n}_{\omega, \text{out}}] \\ &= \sum_{j, k=0}^{\infty} \langle j|_{\omega} \langle k|_{\omega'} \cdot \rho_{\text{th}} \hat{n}_{\omega, \text{out}} \cdot |j\rangle_{\omega} |k\rangle_{\omega'} \end{aligned} \quad (18)$$

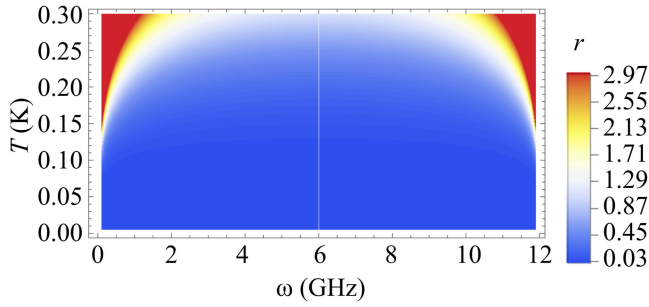


Fig. 7. Spectral distribution of the adimensional ratio ($r(\omega)$) between the expectation value of the output photon number produced by the amplification of an input thermal-state and the added noise photons, as a function of the temperature T of the environment. For this numerical computation the pump current was set to $I_p = I_c$.

To isolate the contribution to the output field given by the amplification of the thermal noise and compare it with the contribution given by the added noise generated by the device itself, we define the ratio $r(\omega) = (\langle \hat{n}_{\omega, \text{out}} \rangle_{\text{th}} - \langle \hat{n}_{\omega, \text{out}}^{\text{vac}} \rangle) / \langle \hat{n}_{\omega, \text{out}}^{\text{vac}} \rangle$. Fig. 7 presents this quantity as a function of both the mode frequency and the temperature of the surrounding environment for the referenced device. It can be appreciated that in the low-temperature regime the main contribution to the output noise, across the entire frequency spectrum, is given by the added noise ($r(\omega) < 1$), while an increase of T induces an increase of $r(\omega)$ as fast as the considered mode ω is far from the center of the band of the amplifier.

V. CONCLUSION

The behaviour of a generic phase-preserving linear amplifier having at the input port a bimodal signal composed by two uncorrelated fields at frequency ω and $\omega' = \omega_p - \omega$ was investigated. For this, a definition of the spectra of gain, quantum efficiency, noise figure, and effective temperature was given. Afterwards, the behaviour in terms of noise estimators of a rf-SQUID based JTWPA driven at different conditions and with different input states was simulated, as a case study of the theoretical framework. It was demonstrated that feeding the amplifier with bimodal Fock input states leads to a quantification for the noise estimators that is within the SQLs, while when exploiting bimodal coherent input states these limits can be exceeded. The results represent a key model to predict the behaviour of rf-SQUID based JTWPA [18], [19] and other Josephson-based metamaterials [23] for quantum computing (via quantum-limited amplification of complex signals) [17], [26], [27] and for quantum information (via the generation of non-classical radiation [5]–[8], [28]) in non-ideal cryogenic environment [29].

ACKNOWLEDGMENT

L. Fasolo and A. Greco are with the INRiM, Istituto Nazionale di Ricerca Metrologica, I-10135 Torino, TO, Italy, and also with the Politecnico di Torino, I-10129 Torino, TO, Italy (e-mail: luca_fasolo@polito.it; a.greco@inrim.it).

C. Barone, G. Carapella, and S. Pagano are with the University of Salerno, Department of Physics, I-84084 Salerno, Fisciano, Italy, with the INFN - Napoli, Salerno group, I-84084 Salerno Fisciano, Italy, and also with the CNR-SPIN

Salerno section, I-84084 Salerno, Fisciano, Italy (e-mail: cbarone@unisa.it; gcarapella@unisa.it; spagano@unisa.it).

M. Borghesi, M. Faverzani, E. Ferri, A. Giachero, and A. Nucciotti are with the University of Milano Bicocca, Department of Physics, I-20126 Milano, MI, Italy, and also with the INFN - Milano Bicocca, I-20126 Milano, MI, Italy (e-mail: matteo.borghesi@unimib.it; marco.faverzani@unimib.it; elena.ferri@unimib.it; andrea.giachero@unimib.it; angelo.nucciotti@unimib.it).

A. P. Caricato, A. Leo, G. Maruccio, A. G. Monteduro, and S. Rizzato are with the University of Salento, Department of Physics, I-73100 Lecce, LE, Italy, and also with the INFN - Lecce, I-73100 Lecce, LE, Italy (e-mail: annapaola.caricato@unisalento.it; angelo.leo@unisalento.it; giuseppe.maruccio@unisalento.it; annagrazia.monteduro@unisalento.it; silvia.rizzato@unisalento.it).

I. Carusotto is with the INO-CNR BEC Center, I-38123 Trento, Povo, Italy, with the University of Trento, Department of Physics, I-38123 Trento, Povo, Italy, and also with the Fondazione Bruno Kessler, I-38123 Trento, Povo, Italy (e-mail: iacopo.carusotto@ino.cnr.it).

W. Chung, A. Matlashov, and S. Uchaikin are with the Center for Axion and Precision Physics Research, Institute for Basic Science (IBS), Daejeon, Yuseong-gu KR-34051, Republic of Korea (e-mail: gnuhcw@ibs.re.kr; andrei@ibs.re.kr; uchaikin@ibs.re.kr).

A. Cian, D. Giubertoni, and B. Margesin are with the Fondazione Bruno Kessler, I-38123 Trento, Povo, Italy, and also with the INFN - Trento Institute for Fundamental Physics and Applications, I-38123 Trento, Povo, Italy (e-mail: acian@fbk.eu; giuberto@fbk.eu; margesin@fbk.eu).

D. Di Gioacchino, C. Gatti, C. Ligi, G. Maccarrone, and L. Piersanti are with the INFN - Laboratori Nazionali di Frascati, I-00044 Rome, Frascati, Italy (e-mail: daniele.digioacchino@lnf.infn.it; claudio.gatti@lnf.infn.it; carlo.ligi@lnf.infn.it; giovanni.maccarrone@lnf.infn.it; luca.piersanti@lnf.infn.it).

E. Enrico and L. Oberto are with the INRiM, Istituto Nazionale di Ricerca Metrologica, I-10135 Torino, TO, Italy, and also with the INFN - Trento Institute for Fundamental Physics and Applications, I-38123 Trento, Povo, Italy (e-mail: e.enrico@inrim.it; l.oberto@inrim.it).

P. Falferi and A. Vinante are with the Fondazione Bruno Kessler, I-38123 Trento, Povo, Italy, with the INFN - Trento Institute for Fundamental Physics and Applications, I-38123 Trento, Povo, Italy, and also with the IFN-CNR, I-38123, Povo Trento, Italy (e-mail: paolo.falferi@unitn.it; andrea.vinante@ifn.cnr.it).

G. Filatrella is with the University of Sannio, Department of Science and Technology, I-82100 Benevento, BN, Italy, and also with the INFN - Napoli, Salerno group, I-84084 Salerno Fisciano, Italy (e-mail: filatr@unisannio.it).

Ç. Kutlu and Y. K. Semertzidis are with the Center for Axion and Precision Physics Research, Institute for Basic Science (IBS), Daejeon, Yuseong-gu KR-34051, Republic of Korea, and also with the Korea Advanced Institute of Science and Technology (KAIST), Department of Physics, Yuseong-gu KR-34051 Daejeon, Republic of Korea (e-mail: caglar@kaist.ac.kr; yannis@kaist.ac.kr).

P. Livreri is with the University of Palermo, Department of Engineering, I-90128 Palermo, PA, Italy, and also with the CNIT - Interuniversity Consortium for Telecommunication, National Laboratory for Radar and Surveillance Systems, PI I-56124 Pisa, Italy (e-mail: patrizia.livreri@unipa.it).

C. Mauro is with the INFN - Napoli, Salerno group, I-84084 Salerno Fisciano, Italy (e-mail: cmauro@na.infn.it).

R. Mezzena is with the University of Trento, Department of Physics, I-38123 Trento, Povo, Italy, and also with the INFN - Trento Institute for Fundamental Physics and Applications, I-38123 Trento, Povo, Italy (e-mail: renato.mezzena@unitn.it).

V. Pierro is with the University of Sannio, Department of Science and Technology, I-82100 Benevento, BN, Italy, and also with the INFN - Napoli, Salerno group, I-84084 Salerno Fisciano, Italy (e-mail: pierro@unisannio.it).

M. Rajteri is with the INRiM, Istituto Nazionale di Ricerca Metrologica, I-10135 Torino, TO, Italy, and also with the INFN - Torino, I-10125 Torino, TO, Italy (e-mail: m.rajteri@inrim.it).

A. Rettaroli is with the INFN - Laboratori Nazionali di Frascati, I-00044 Rome, Frascati, Italy, and also with the University of Roma Tre, Department of Physics, I-00146 Roma, RM, Italy (e-mail: alessio.rettaroli@uniroma3.it).

REFERENCES

- [1] M. A. Nielsen and I. L. Chuang, “Quantum computation and quantum information,” *10th Anniversary Edition* New York, NY, USA: Cambridge Univ. Press, 2010.
- [2] P. Krantz, M. Kjaergaard, F. Yan, T. P. Orlando, S. Gustavsson, and W. D. Oliver, “A quantum engineer’s guide to superconducting qubits,” *App. Phys. Rev.*, vol. 6, 2019, Art. no. 021318, doi: [10.1063/1.5089550](https://doi.org/10.1063/1.5089550).

- [3] A. Blais, S. M. Girvin, and W. D. Oliver, "Quantum information processing and quantum optics with circuit quantum electrodynamics," *Nat. Phys.*, vol. 16, pp. 247–256, 2020, doi: [10.1038/s41567-020-0806-z](https://doi.org/10.1038/s41567-020-0806-z).
- [4] D. M. P. Smith, L. Bakker, R. H. Witvers, B. E. Woestenburg, and K. D. Palmer, "Low noise amplifier for radio astronomy," *Int. J. Microw. Wireless Technol.*, vol. 5, pp. 453–461, 2013, doi: [10.1017/S1759078712000840](https://doi.org/10.1017/S1759078712000840).
- [5] S. Lloyd, "Enhanced sensitivity of photo-detection via quantum illumination," *Science*, vol. 321, pp. 1463–1465, 2008, doi: [10.1126/science.1160627](https://doi.org/10.1126/science.1160627).
- [6] S.-H. Tan *et al.*, "Quantum illumination with Gaussian states," *Phys. Rev. Lett.*, vol. 101, 2008, Art. no. 253601, doi: [10.1103/PhysRevLett.101.253601](https://doi.org/10.1103/PhysRevLett.101.253601).
- [7] S. Barzanjeh, S. Guha, C. Weedbrook, D. Vitali, J. H. Shapiro, and S. Pirandola, "Microwave quantum illumination," *Phys. Rev. Lett.*, vol. 114, 2015, Art. no. 080503, doi: [10.1103/PhysRevLett.114.080503](https://doi.org/10.1103/PhysRevLett.114.080503).
- [8] L. Fasolo *et al.*, "Josephson traveling wave parametric amplifiers as non-classical light source for microwave quantum illumination," *Measurements: Sensors*, vol. 18, 2021, Art. no. 100349, doi: [10.1016/j.measen.2021.100349](https://doi.org/10.1016/j.measen.2021.100349).
- [9] A. Caldwell *et al.*, "Dielectric haloscopes: A new way to detect axion dark matter," *Phys. Rev. Lett.*, vol. 118, no. 9, 2017, Art. no. 091801, doi: [10.1103/PhysRevLett.118.091801](https://doi.org/10.1103/PhysRevLett.118.091801).
- [10] J. Jeong *et al.*, "Search for invisible axion dark matter with a multiple-cell haloscope," *Phys. Rev. Lett.*, vol. 125, 2020, Art. no. 221302, doi: [10.1103/PhysRevLett.125.221302](https://doi.org/10.1103/PhysRevLett.125.221302).
- [11] K. M. Backes *et al.*, "A quantum enhanced search for dark matter axions," *Nature*, vol. 590, pp. 238–242, 2021, doi: [10.1038/s41586-021-03226-7](https://doi.org/10.1038/s41586-021-03226-7).
- [12] H. A. Haus and J. A. Mullen, "Quantum noise in linear amplifiers," *Phys. Rev.*, vol. 128, 1962, Art. no. 2407, doi: [10.1103/PhysRev.128.2407](https://doi.org/10.1103/PhysRev.128.2407).
- [13] C. M. Caves, "Quantum limits on noise in linear amplifiers," *Phys. Rev. D*, vol. 26, 1982, Art. no. 1817, doi: [10.1103/PhysRevD.26.1817](https://doi.org/10.1103/PhysRevD.26.1817).
- [14] C. M. Caves, J. Combes, Z. Jiang, and S. Pandey, "Quantum limits on phase-preserving linear amplifiers," *Phys. Rev. A*, vol. 86, 2012, Art. no. 063802, doi: [10.1103/PhysRevA.86.063802](https://doi.org/10.1103/PhysRevA.86.063802).
- [15] R. W. Boyd, *Nonlinear Optics*, 3rd ed., Amsterdam, The Netherlands: Elsevier, 2008.
- [16] M. Renger *et al.*, "Beyond the standard quantum limit for parametric amplification of broadband signals," *Npj Quantum Inf.*, vol. 7, 2021, Art. no. 160, doi: [10.1038/s41534-021-00495-y](https://doi.org/10.1038/s41534-021-00495-y).
- [17] C. Macklin *et al.*, "A near quantum-limited Josephson traveling-wave parametric amplifier," *Science*, vol. 350, no. 6258, pp. 307–310, 2015, doi: [10.1126/science.aaa8525](https://doi.org/10.1126/science.aaa8525).
- [18] A. B. Zorin, "Josephson traveling-wave parametric amplifier with three-wave mixing," *Phys. Rev. Appl.*, vol. 6, 2016, Art. no. 034006, doi: [10.1103/PhysRevApplied.6.034006](https://doi.org/10.1103/PhysRevApplied.6.034006).
- [19] A. B. Zorin, M. Khabipov, J. Dietel, and R. Dolata, "Traveling-wave parametric amplifier based on three-wave mixing in a Josephson metamaterial," in *Proc. 16th Int. Supercond. Electron. Conf.*, Institute of Electrical and Electronics Engineers Inc., 2018, pp. 1–3.
- [20] L. Fasolo, A. Greco, and E. Enrico, "Superconducting Josephson-based metamaterials for quantum-limited parametric amplification: A review," *Adv. Condensed-Matter Materials Physics—Rudimentary Res. Topical Technol.*, London, U.K.: IntechOpen, 2019. [Online]. Available: <https://www.intechopen.com/chapters/69491>
- [21] A. Greco, L. Fasolo, A. Meda, L. Callegaro, and E. Enrico, "Quantum model for rf-SQUID-based metamaterials enabling three-wave mixing and four-wave mixing traveling-wave parametric amplification," *Phys. Rev. B*, vol. 104, 2021, Art. no. 184517, doi: [10.1103/PhysRevB.104.184517](https://doi.org/10.1103/PhysRevB.104.184517).
- [22] A. A. Clerk, M. H. Devoret, S. M. Girvin, F. Marquardt, and R. J. Schoelkopf, "Introduction to quantum noise, measurement, and amplification," *Rev. Mod. Phys.*, vol. 82, 2010, Art. no. 1155, doi: [10.1103/RevModPhys.82.1155](https://doi.org/10.1103/RevModPhys.82.1155).
- [23] M. Esposito, A. Ranadive, L. Planat, and N. Roch, "Perspective on traveling wave microwave parametric amplifiers," *Appl. Phys. Lett.*, vol. 119, 2021, Art. no. 120501, doi: [10.1063/5.0064892](https://doi.org/10.1063/5.0064892).
- [24] Z. Shi, K. Dolgaleva, and R. W. Boyd, "Quantum noise properties of non-ideal optical amplifiers and attenuators," *J. Opt.*, vol. 13, 2011, Art. no. 125201, doi: [10.1088/2040-8978/13/12/125201](https://doi.org/10.1088/2040-8978/13/12/125201).
- [25] K. Peng, M. Naghiloo, J. Wang, G. D. Cunningham, Y. Ye, and K. O'Brien, "Near-ideal quantum efficiency with a Floquet mode traveling wave parametric amplifier," *arXiv:2104.08269*.
- [26] B. Abdo, F. Schackert, M. Hatridge, C. Rigetti, and M. Devoret, "Josephson amplifier for qubit readout," *Appl. Phys. Lett.*, vol. 99, 2011, Art. no. 162506, doi: [10.1063/1.3653473](https://doi.org/10.1063/1.3653473).
- [27] J. Aumentado, "Superconducting parametric amplifiers: The state of the art in Josephson parametric amplifiers," *IEEE Microwave Mag.*, vol. 21, no. 8, pp. 45–59, Aug., 2020, doi: [10.1109/MMM.2020.2993476](https://doi.org/10.1109/MMM.2020.2993476).
- [28] A. L. Grimsmo and A. Blais, "Squeezing and quantum state engineering with Josephson travelling wave amplifiers," *Npj Quantum Inf.*, vol. 3, p. 20, 2017, doi: [10.1038/s41534-017-0020-8](https://doi.org/10.1038/s41534-017-0020-8).
- [29] S. Krinner *et al.*, "Engineering cryogenic setups for 100-qubit scale superconducting circuit systems," *Eur. Phys. J. Quantum Technol.*, vol. 6, 2019, doi: [10.1140/epjqt/s40507-019-0072-0](https://doi.org/10.1140/epjqt/s40507-019-0072-0).