

A Unified Framework for the H Mixed-Sensitivity Design of Fixed Structure Controllers through Putinar Positivstellensatz

Original

A Unified Framework for the H Mixed-Sensitivity Design of Fixed Structure Controllers through Putinar Positivstellensatz / Razza, Valentino; Salam, Abdul. - In: MACHINES. - ISSN 2075-1702. - ELETTRONICO. - 9:8(2021), p. 176. [10.3390/machines9080176]

Availability:

This version is available at: 11583/2918394 since: 2021-08-23T16:42:26Z

Publisher:

Multidisciplinary Digital Publishing Institute (MDPI)

Published

DOI:10.3390/machines9080176

Terms of use:

openAccess

This article is made available under terms and conditions as specified in the corresponding bibliographic description in the repository

Publisher copyright

(Article begins on next page)

Article

A Unified Framework for the H_∞ Mixed-Sensitivity Design of Fixed Structure Controllers through Putinar Positivstellensatz [†]

Valentino Razza  and Abdul Salam 

Dipartimento di Automatica e Informatica, Politecnico di Torino, Corso Duca degli Abruzzi 24, 10129 Torino, Italy; valentino.razza@polito.it

* Correspondence: abdul.salam@polito.it

[†] This paper is an extended version of our paper published in V. Cerone, V. Razza, D. Regruto. H_∞ mixed-sensitivity design with fixed structure controller through Putinar positivstellensatz. In Proceedings of the American Control Conference (ACC), Philadelphia, PA, USA, 10–12 July 2019; pp. 1806–1811.

Abstract: In this paper, we present a novel technique to design fixed structure controllers, for both continuous-time and discrete-time systems, through an H_∞ mixed sensitivity approach. We first define the feasible controller parameter set, which is the set of the controller parameters that guarantee robust stability of the closed-loop system and the achievement of the nominal performance requirements. Then, thanks to Putinar positivstellensatz, we compute a convex relaxation of the original feasible controller parameter set and we formulate the original H_∞ controller design problem as the non-emptiness test of a set defined by sum-of-squares polynomials. Two numerical simulations and one experimental example show the effectiveness of the proposed approach.

Keywords: mixed sensitivity control; discrete time H_∞ control; fixed structure H_∞ control



Citation: Razza, V.; Salam, A. A Unified Framework for the H_∞ Mixed-Sensitivity Design of Fixed Structure Controllers through Putinar Positivstellensatz. *Machines* **2021**, *9*, 176. <https://doi.org/10.3390/machines9080176>

Academic Editors: Mingcong Deng, Hongnian Yu and Changan Jiang

Received: 15 July 2021

Accepted: 16 August 2021

Published: 20 August 2021

Publisher's Note: MDPI stays neutral with regard to jurisdictional claims in published maps and institutional affiliations.



Copyright: © 2021 by the authors. Licensee MDPI, Basel, Switzerland. This article is an open access article distributed under the terms and conditions of the Creative Commons Attribution (CC BY) license (<https://creativecommons.org/licenses/by/4.0/>).

1. Introduction

The development of a worst-case control design for a linear plant subjected to unknown parameter uncertainties and disturbances has attracted the interest of the control community for many years. In [1], within the context of sensitivity reduction, Zames introduces the H_∞ norm minimization to formulate the control design problem. The mixed-sensitivity approach, introduced in [2,3], is a general control design formulation where the H_∞ norm is used to define constraints on both the sensitivity and complementary sensitivity function. These constraints are defined by suitable weighting functions to ensure good performances and the robustness of the system to be controlled. The books [4,5] and the paper [6] provide a deep discussion about the underlying theory and, starting from robustness and time-domain requirements, the way to suitably formulate the mixed-sensitivity control design problem.

Nominal H_∞ mixed-sensitivity control design problem can be solved through algorithms based on linear matrix inequalities (LMI) (see, e.g., [7,8]) or on the algebraic Riccati equation (see, e.g., [9,10]). Most of the H_∞ mixed-sensitivity control design approaches are developed for continuous-time systems, while a few approaches deal with the discrete-time systems. In [11,12], discrete-time controllers are designed through the solution of two Riccati equations, while a convex optimization approach is proposed in [13]. The interested reader is referred to [14], and references therein, for a deeper discussion on discrete-time H_∞ mixed-sensitivity control design.

In general, algorithms for H_∞ control synthesis cannot take into account the order of the controller, which instead depends on the order of the transfer functions defining the underlying optimization problem. However, in several practical applications, like PI and PID controllers or embedded control systems, the controller structure is a-priori fixed and cannot be modified. In [15], the authors show that controller structure constraints make the H_∞ control design problem non-convex and NP-hard to be solved. The main

difficulty is that structural constraints produce bilinear matrix inequalities (BMI) [16], that are non-convex. Convexification methods to transform the BMIs constraints in LMIs through variable change (see, e.g., [17]) or inner convex approximations (see, e.g., [18]) are proposed in the literature. However, the success of these methods depends on the specific structure of the constraints and cannot be generalized. A common approach to BMIs problems is represented by iterative algorithms (see, e.g., [19–22] and references therein) that finds local optimum solutions in polynomial time.

To avoid numerical difficulties related to BMIs, some techniques based on the controller or the plant order reduction have been proposed in [23–25]. However, the plant order reduction leads to higher conservatism in the uncertainty model, while the controller order reduction leads to performances degradation. Moreover, these techniques still cannot ensure a specific controller structure (e.g., PID).

Burke et al., in [26], propose a gradient sampling algorithm for the design of a fixed-order H_∞ controller, which is implemented in the *HIFOO* Matlab toolbox (see [27]). Another Matlab toolbox for the design of fixed-structure controllers is *Hinfstruct*, which implements the algorithm proposed in [28] and is based on the Clarke sub-differential approach presented in [29]. Both these Matlab packages are based on local optimization techniques, which have no guarantees about the convergence to the global optimal solution.

A few approaches based on global optimization have also been proposed in the literature to design fixed structure controllers. These approaches require a parametric representation of uncertain plants and exploit interval arithmetic tools to synthesize the H_∞ control problem. In [30], the authors present a remarkable result by providing a branch-and-bound based algorithm to compute inner and outer approximations of the controller parameter set. Other global optimization-based approaches rely on quantifier elimination techniques (see, e.g., [31]).

Among the several structures, the H_∞ mixed-sensitivity design of PID controllers is the most investigated in the literature. Convex optimization techniques have been proposed in [32,33] to tune continuous-time PID controllers, while bilinear transformation is used to compute discrete-time regulators in [34]. The main difficulty related to the fixed-structure controller design is related to the non-convexity of the stabilizing parameter set. For linear parametrized controllers, inner convex approximations are proposed in [35–37].

In this paper, we propose a unified framework to design continuous and discrete-time fixed structure controllers in the framework of the mixed-sensitivity approach. Starting from the work [38], we extend the previous results to the most general case by considering both continuous and discrete-time systems. In the proposed algorithm, we first define the set of controller parameters that achieve robust stability and nominal performances of the feedback control system. Then, we rewrite the controller design problem as the positivity test over a bounded domain. By exploiting Putinar positivstellensatz theorem [39], we formulate the H_∞ mixed sensitivity controller design as the non-emptiness test of a convex set defined through a number of sum of squares (SOS) polynomial constraints. The problem to be solved is a convex semi-definite problem (SDP), whose solution can be found in polynomial time.

The paper is organized as follows: Section 2 reviews H_∞ mixed-sensitivity notations and backgrounds fundamentals, while the problem formulation is given in Section 3. In Section 4, we present the proposed H_∞ control design approach based on the Putinar positivstellensatz. Numeric examples are provided in Section 5, to show the effectiveness of the proposed methods to design both continuous and discrete-time controllers, together with the results obtained with the Matlab function *Hinfstruct*. Section 6 shows experimental results of the controller design problem for a magnetic suspension system, and Section 7 concludes the paper.

2. Notations and Background

In this section, we introduce the notations that are used in the paper and review some basics on H_∞ mixed sensitivity controller design. We define the transfer functions through

a generic variable $\zeta \in \mathbb{C}$ which is $\zeta = s$ when dealing with continuous time (CT) systems and $\zeta = z$ for discrete time (DT) systems. Given a transfer function $C(\zeta)$, we denote with $C(j\omega)$ the frequency response computed by assigning $\zeta = j\omega$ for CT systems and $\zeta = e^{j\omega T_s}$ for DT systems, where T_s is the sampling time.

Let us consider the feedback control system depicted in Figure 1, where $G_n(\zeta)$ and $K(\zeta)$ are the nominal plant and the controller transfer functions, respectively, $w \in \mathbb{R}$ is the reference signal, $u \in \mathbb{R}$ is the control input, $y \in \mathbb{R}$ is the measured output and $z_1 \in \mathbb{R}^{n_1}$ and $z_2 \in \mathbb{R}^{n_2}$ are the controlled outputs associated to the assigned performance requirements.

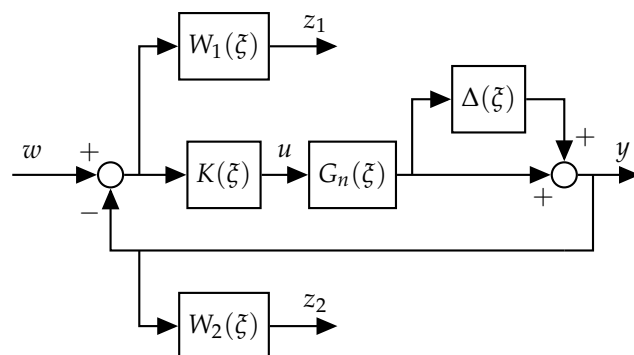


Figure 1. Block diagram of feedback system.

Let $G(\zeta)$ be the uncertain model of the plant described by

$$G(\zeta) = G_n(\zeta)(1 + \Delta(\zeta)) \tag{1}$$

where $\Delta(\zeta) \in \mathbb{C}$ is unstructured multiplicative uncertainty, which is bounded by a given transfer function $W_u(\zeta)$, i.e.,

$$|\Delta(\zeta)| \leq |W_u(\zeta)|, \forall \omega \in \Omega \tag{2}$$

such that $\Omega = [0, +\infty)$ for CT systems and $\Omega = [0, \frac{\pi}{T_s}]$ for DT systems.

$W_1(\zeta)$ and $W_2(\zeta)$ are suitable weighting functions that describe the performance constraints on the nominal sensitivity $S_n(\zeta)$ and nominal complementary sensitivity transfer function $T_n(\zeta)$, respectively. For a given nominal plant $G_n(\zeta)$ and a controller $K(\zeta)$, the nominal loop transfer function is defined as

$$L_n(\zeta) = K(\zeta)G_n(\zeta), \tag{3}$$

the nominal sensitivity function and complementary sensitivity function are defined as

$$S_n(\zeta) = (1 + L_n(\zeta))^{-1} \tag{4}$$

and

$$T_n(\zeta) = L_n(\zeta)(1 + L_n(\zeta))^{-1} \tag{5}$$

respectively. Nominal closed loop system performances constraints are met if

$$\begin{aligned} \|S_n(\zeta)W_1(\zeta)\|_\infty &\leq 1 \\ \|T_n(\zeta)W_2(\zeta)\|_\infty &\leq 1 \end{aligned} \tag{6}$$

where $\|\cdot\|_\infty$ is the H_∞ norm of a dynamical system, which, for a generic single-input single-output (SISO) system $H(\zeta)$, is

$$\|H(\zeta)\|_\infty = \sup_{\omega \in \Omega} |H(j\omega)|. \tag{7}$$

In the remainder of this section, we review some definitions and results about feedback systems properties.

Definition 1. A feedback system is said to be well-posed if all closed-loop transfer functions, defined from any exogenous input to all internal signals, are well-defined and proper.

Result 1. A necessary and sufficient condition for well-posedness is that $S_n(\xi)$ exists and is proper, i.e., $1 + K(\xi)G_n(\xi)$ is not strictly proper. A stronger condition for well-posedness is that either $K(\xi)$ or $G_n(\xi)$ be strictly proper transfer functions (see, e.g., [4]).

Definition 2. A well-posed feedback system is internally stable if, and only if, all the transfer functions from any input to any output are BIBO stable (see, e.g., [40]).

Result 2. Necessary and sufficient conditions for the internal stability of feedback systems are that (i) the nominal sensitivity function $S_n(\xi)$ is BIBO stable and (ii) there are no unstable zero/pole cancellations while forming the nominal loop function $L_n(\xi)$. [40] provides a detailed proof.

Definition 3. A feedback system is robustly stable if the controller $K(\xi)$ makes the system internally stable for all possible uncertain plants.

Result 3. By applying the small gain theorem (see, e.g., [40]), the system depicted in Figure 1 is robustly stable if the nominal sensitivity function $S_n(\xi)$ is stable and

$$\|T_n(\xi)W_u(\xi)\|_\infty \leq 1 \quad (8)$$

Further details can be found in [4].

3. Problem Formulation

In this section, we formulate the H_∞ controller design problem for both CT and DT systems. In this work, we propose a methodology to design a H_∞ controller $K(\xi, \mathbf{p})$ which guarantees robust stability to unstructured multiplicative uncertainty bounded by the function $W_u(\xi)$, and fulfils the nominal performance defined through the weighting functions $W_1(\xi)$ and $W_2(\xi)$. The controller is assumed to have a fixed structure, i.e., to belong to a certain class \mathcal{K} , which guarantees the well-posedness condition, and is characterized by an n_k -th order transfer function

$$K(\xi, \mathbf{p}) = \frac{\sum_{i=0}^{n_k} \beta_i(\mathbf{p}) \xi^i}{\xi^{n_k} + \sum_{j=0}^{n_k-1} \alpha_j(\mathbf{p}) \xi^j} = \frac{N_k(\xi, \mathbf{p})}{D_k(\xi, \mathbf{p})} \quad (9)$$

where the denominator and numerator coefficients, $\alpha_j(\mathbf{p}) \in \mathbb{R}$ and $\beta_i(\mathbf{p}) \in \mathbb{R}$, are polynomial functions in a suitable parameter vector $\mathbf{p} \in \mathbb{R}^{n_p}$ to be designed.

We assume to know the transfer functions $W_1(\xi)$, $W_2(\xi)$ and $W_u(\xi)$, which take into account the design constraints, as well as the nominal plant transfer function defined as

$$G_n = \frac{N_g(\xi)}{D_g(\xi)} \quad (10)$$

where $N_g(\xi)$ and $D_g(\xi)$ are polynomial functions and $N_g(\xi)$ has no roots at $s = 0$ or $z = 1$.

Remark 1. It is worth noting that, since $K(\xi, \mathbf{p})$ depends on \mathbf{p} , functions (3)–(5) involving K depend on the parameter vector \mathbf{p} as well. However, for the sake of simplicity, we omit \mathbf{p} as a parameter in all functions except for $K(\xi, \mathbf{p})$.

Definition 4. We define the stabilizing controller parameter set

$$\mathcal{S} = \{\mathbf{p} \in \mathbb{R}^{n_p} \mid K(\zeta, \mathbf{p}) \text{ internally stabilizes } G_n(\zeta)\} \quad (11)$$

as the set of all the controller parameters which guarantees the internal stability of the feedback control system depicted in Figure 1.

Definition 5. By applying Result 3, we define the robust stabilizing controller parameter set

$$\mathcal{D}_S = \{\mathbf{p} \in \mathcal{S} \mid \|T_n(\xi)W_u(\xi)\|_\infty \leq 1\} \quad (12)$$

as the set of all the controller parameters which guarantees the internal robust stability of the uncertain plant $G(\xi)$.

We can derive some properties of the selected controller class \mathcal{K} through the analysis of the sets \mathcal{S} and \mathcal{D}_S .

Result 4. If the set \mathcal{S} is empty then the chosen controller structure \mathcal{K} is not suitable to provide stability of the nominal plant $G_n(\xi)$.

Result 5. If the set \mathcal{D}_S is empty then the chosen controller structure \mathcal{K} is not suitable to provide robust stability of the uncertain plant $G(\xi)$.

Definition 6. We define the feasible controller parameter set \mathcal{D}

$$\mathcal{D} = \{\mathbf{p} \in \mathcal{D}_S \mid \|S_n(\xi)W_1(\xi)\|_\infty \leq 1, \\ \|T_n(\xi)W_2(\xi)\|_\infty \leq 1\} \quad (13)$$

as the set of parameter \mathbf{p} which guarantee robust stability for the plant $G(\xi)$ and the achievement of the nominal performances described by the given weighting functions $W_1(\xi)$ and $W_2(\xi)$.

It is worth noting that, by considering Equations (6) and (13), the set \mathcal{D} can be written equivalently as

$$\mathcal{D} = \{\mathbf{p} \in \mathcal{S} \mid \|S_n(\xi)W_1(\xi)\|_\infty \leq 1, \\ \|T_n(\xi)\hat{W}_2(\xi)\|_\infty \leq 1\} \quad (14)$$

where $\hat{W}_2(\xi)$ is such that

$$|\hat{W}_2(j\omega)| = \max\{|W_2(j\omega)|, |W_u(j\omega)|\}, \forall \omega \in \Omega. \quad (15)$$

The emptiness of the set \mathcal{D} highlights that the chosen controller class structure \mathcal{K} is not suitable to achieve the closed-loop stability and desired closed-loop performance specifications. Instead, a large or unbounded set \mathcal{D} may suggest that the controller structure may fulfil more demanding specifications.

Remark 2. Through the procedure described in the next Section, it is possible to test several controller structures, e.g., a commercial solution, and to select the cheapest solution that guarantees the non-emptiness of the feasible controller parameters set.

4. An SOS Approach to Mixed Sensitivity Design with Fixed Structure Controller

In this section, we consider the problem of looking for a parameter vector \mathbf{p} belonging to the feasible controller parameters set \mathcal{D} . We rewrite this problem as the positivity check of a number of multivariate polynomials over a bounded semi-algebraic set. This problem, which is known to be NP-hard, can be efficiently solved by applying the *Putinar positivstellensatz* (see, e.g., [39] for details), through which the polynomial positivity check is reformulated in terms of SDP.

We rewrite \mathcal{D} as the intersection of two sets $\mathcal{D} = \mathcal{S} \cap \mathcal{P}$, where the performance controller parameters set \mathcal{P} is defined as

$$\mathcal{P} = \{p \in \mathbb{R}^{n_p} \mid \|S_n(\xi)W_1(\xi)\|_\infty \leq 1, \|T_n(\xi)\hat{W}_2(\xi)\|_\infty \leq 1\} \tag{16}$$

The properties of the set \mathcal{D} can be obtained through the analysis of the sets \mathcal{S} and \mathcal{P} .

4.1. Mathematical Description of the Set \mathcal{S}

At first, we look for an explicit mathematical formulation of the set \mathcal{S} . For internal stability, both conditions of Result 2 must be satisfied. The first condition requires that the nominal sensitivity function $S_n(\xi)$ is stable, which is achieved if the roots of $1 + L_n(\xi)$ have negative real part when dealing with CT systems, or have the module less than one when DT systems are considered.

4.1.1. Routh’s Stability Criterion

For CT systems, we can evaluate the sign of the real part of the roots of a polynomial function

$$A(s) = a_n s^n + a_{n-1} s^{n-1} + \dots + a_1 s + a_0 \tag{17}$$

by applying the Routh’s stability criterion, which is based on the Routh’s Table reported in Table 1 (further details on Routh’s stability criterion can be found in book [41]).

Table 1. Routh’s coefficients table.

a_n	a_{n-2}	a_{n-4}	\dots
a_{n-1}	a_{n-3}	a_{n-5}	\dots
b_1	b_2	b_3	\dots
c_1	c_2	c_3	\dots
d_1	d_2	d_3	\dots
\vdots	\vdots	\vdots	\ddots

Coefficients b_i in the Routh’s Table are given by

$$\begin{aligned} b_1 &= \frac{a_{n-1}a_{n-2} - a_n a_{n-3}}{a_{n-1}} \\ b_2 &= \frac{a_{n-1}a_{n-4} - a_n a_{n-5}}{a_{n-1}} \\ b_3 &= \frac{a_{n-1}a_{n-6} - a_n a_{n-7}}{a_{n-1}} \\ &\vdots \end{aligned} \tag{18}$$

and we stop if we achieve a zero coefficient. The remaining coefficients are computed in a similar way, by multiplying the terms of the two previous rows

$$\begin{aligned} c_1 &= \frac{b_1 a_{n-3} - a_{n-1} b_2}{b_1} \\ c_2 &= \frac{b_1 a_{n-5} - a_{n-1} b_3}{b_1} \\ c_3 &= \frac{b_1 a_{n-7} - a_{n-1} b_4}{b_1} \\ &\vdots \end{aligned} \quad (19)$$

$$\begin{aligned} d_1 &= \frac{c_1 b_2 - b_1 c_2}{c_1} \\ d_2 &= \frac{c_1 b_3 - b_1 c_3}{c_1} \\ d_3 &= \frac{c_1 b_4 - b_1 c_4}{c_1} \\ &\vdots \end{aligned} \quad (20)$$

Result 6. All the roots of a polynomial function have negative real part if, and only if, all the coefficients in the first column of the Routh's table show the same sign, i.e.,

$$\begin{aligned} g_1(\mathbf{p}) &= a_n > 0 \\ g_2(\mathbf{p}) &= a_{n-1} > 0 \\ g_3(\mathbf{p}) &= b_1 > 0 \\ g_4(\mathbf{p}) &= c_1 > 0 \\ &\vdots \end{aligned} \quad (21)$$

4.1.2. Jury's Stability Criterion

The Jury's stability criterion [42] is used to check that the roots of a DT polynomial function

$$A(z) = a_n z^n + a_{n-1} z^{n-1} + \dots + a_1 z + a_0 \quad (22)$$

are located inside the unitary circle, and it is based on the Jury's Table (see Table 2), which is characterized by $2n - 3$ rows. The even numbered rows are the elements of the preceding row in reverse order, while the odd numbered rows coefficients are computed as

$$\begin{aligned} b_k &= \begin{vmatrix} a_0 & a_{n-k} \\ a_n & a_k \end{vmatrix} \\ c_k &= \begin{vmatrix} b_0 & b_{n-k-1} \\ b_{n-1} & b_k \end{vmatrix} \\ d_k &= \begin{vmatrix} c_0 & c_{n-k-2} \\ c_{n-2} & c_k \end{vmatrix} \\ &\vdots \end{aligned} \quad (23)$$

Table 2. Jury’s coefficients table.

Row Number	z^0	z^1	z^2	...	z^{n-k}	...	z^{n-1}	z^n
1	a_0	a_1	a_2	...	a_{n-k}	...	a_{n-1}	a_n
2	a_n	a_{n-1}	a_{n-2}	...	a_k	...	a_1	a_0
3	b_0	b_1	b_2	...	b_{n-k}	...	b_{n-1}	
4	b_{n-1}	b_{n-2}	b_{n-3}	...	b_{k-1}	...	b_0	
5	c_0	c_1	c_2	...	c_{n-k}	...		
6	c_{n-2}	c_{n-3}	c_{n-4}	...	c_{k-2}	...		
\vdots	\vdots	\vdots	\vdots	\vdots	\vdots	...		
$2n - 2$	p_4	p_3	p_2	p_1				
$2n - 3$	q_0	q_1	q_2					

Result 7. All the roots of the polynomial function (22) are inside the unitary circle if, and only if, all the following conditions occur

$$\begin{aligned}
 g_1(\mathbf{p}) &= A(1) > 0 \\
 g_2(\mathbf{p}) &= (-1)^n A(-1) > 0 \\
 g_3(\mathbf{p}) &= |a_n| - |a_0| > 0 \\
 g_4(\mathbf{p}) &= |b_0| - |b_{n-1}| > 0 \\
 g_5(\mathbf{p}) &= |c_0| - |c_{n-2}| > 0 \\
 g_6(\mathbf{p}) &= |d_0| - |d_{n-3}| > 0 \\
 &\vdots
 \end{aligned}
 \tag{24}$$

The stability constraints for the nominal sensitivity transfer function $S_n(\xi)$ are obtained by applying the Result 6 or 7, if the system is DT or CT, respectively, to the numerator of $1 + L_n(\xi)$, which is

$$A(\xi) = N_k(\xi, \mathbf{p})N_g(\xi) + D_k(\xi, \mathbf{p})D_g(\xi)
 \tag{25}$$

The second condition in Result 2 requires to avoid unstable zero/pole cancellations while multiplying $K(\xi, \mathbf{p})$ and $G_n(\xi)$. If $G_n(\xi)$ does not show unstable zeros or poles, this requirement is automatically achieved. If $G_n(\xi)$ has unstable poles or unstable zeros, we impose effective constraints to force controller numerator and denominator functions to have only stable roots. This is obtained by applying the Routh’s, or the Jury’s, criterion to $N_k(\xi, \mathbf{p})$ or to $D_k(\xi, \mathbf{p})$.

Remark 3. It may seem that, by imposing $D_k(\xi, \mathbf{p})$ to have only stable roots, the controller cannot have poles at $s = 0$ or $z = 1$. However, these poles are needed to guarantee zero steady-state tracking error either to polynomial reference signals or to polynomial disturbance signals. We rewrite the controller denominator as

$$D_k(\xi, \mathbf{p}) = Z_k(\xi)D'_k(\xi, \mathbf{p})
 \tag{26}$$

where $Z(\xi) = s^\mu$ for CT systems or $Z(\xi) = (z - 1)^\mu$ for DT systems and μ is the multiplicity of the roots at $s = 0$ or $z = 1$ of $D_k(\xi, \mathbf{p})$. Instead of imposing the controller denominator D_k to have only stable roots, we impose stability constraints only to the polynomial function D'_k . In fact, by assumption, the plant has no roots at $s = 0$ or $z = 1$ and no unstable cancellations can occur between Z_k and N_g .

Remark 4. The set \mathcal{S} is defined by the set of conditions coming from the application of the Routh/Jury stability criterion on (25). From the definition of $N_k(\xi, \mathbf{p})$ and $D_k(\xi, \mathbf{p})$, it follows that

the coefficients of $A(\xi)$ in (25), as well as the coefficients in Tables 1 and 2, are polynomial functions of the parameter vector \mathbf{p} . Then, for both CT and DT systems, \mathcal{S} is a semi-algebraic set defined by a number of polynomial inequalities $g_i(\mathbf{p}) > 0$.

4.2. Polynomial Description of the Set \mathcal{P}

A polynomial description of the performance controller parameter set \mathcal{P} is obtained by the following result.

Result 8. Through a suitable choice of a variable ϕ and a set Φ , the inequalities in (16) can be equivalently written as

$$h_i(\phi, \mathbf{p}) > 0, i = 1, 2, \phi \in \Phi \tag{27}$$

where $h_i(\phi, \mathbf{p})$ are polynomial functions of both \mathbf{p} and ϕ

Proof. Let us consider the two rational transfer functions

$$H_i(\xi, \mathbf{p}) = \frac{N_i(\xi, \mathbf{p})}{D_i(\xi, \mathbf{p})}, i = 1, 2 \tag{28}$$

where $H_1(\xi, \mathbf{p}) = S_n(\xi)W_1(\xi)$ and $H_2(\xi, \mathbf{p}) = T_n(\xi)\hat{W}_2(\xi)$. Then, by applying the H_∞ norm definition (7), we can rewrite conditions (16) as

$$h_i(\omega, \mathbf{p}) = |D_i(j\omega, \mathbf{p})|^2 - |N_i(j\omega, \mathbf{p})|^2 \geq 0, i = 1, 2, \forall \omega \in \Omega. \tag{29}$$

For CT systems, $H_1(j\omega, \mathbf{p})$ and $H_2(j\omega, \mathbf{p})$ are complex rational functions and their magnitudes are polynomial functions in \mathbf{p} and ω . Therefore, by setting $\phi = \omega$ and $\Phi = \Omega$ we have (27).

Instead, the magnitude of a DT transfer function depends on $e^{j\omega T_s} = \cos(\omega T_s) + j \sin(\omega T_s)$. Since $\cos(\omega T_s) : \Omega \rightarrow [-1, 1]$ is a bijective function for $\omega \in \Omega$, we can rewrite $\xi = e^{j\omega T_s}, \forall \omega \in \Omega$ as

$$\xi = e^{j\omega T_s} = a + jb, a \in [-1, 1] \subset \mathbb{R}, a^2 + b^2 = 1, b \geq 0 \tag{30}$$

where a and b are scalar variables. Therefore, for DT systems, through (29) and (30), we obtain (27) by choosing $\phi = [a \ b]^T$ and $\Phi = \{\phi \in \mathbb{R}^2 : -1 \leq a \leq 1, a^2 + b^2 + 1 = 0, b \geq 0\}$. \square

4.3. SOS Relaxation of the Set \mathcal{D}

From Result 8, the closed loop system achieves the performance specifications defined by $W_1(\xi)$ and $W_2(\xi)$ if the polynomial functions $h_1(\phi, \mathbf{p})$ and $h_2(\phi, \mathbf{p})$ are positive over the semi-algebraic set Φ . It is well known from the literature that testing the global non-negativity of a polynomial function is an NP-hard problem. In this subsection, by exploiting the Putinar's Positivstellensatz, we compute a SOS decomposition of polynomial functions $h_1(\phi, \mathbf{p})$, and $h_2(\phi, \mathbf{p})$, and we also show that if a non-negative polynomial has a SOS representation, then one can compute polynomial positivity by using SDP optimization methods.

A polynomial $f(x)$ is SOS if it can be written as

$$f(x) = \sum_i f_i^2(x), x \in \mathbb{R}[x] \tag{31}$$

where, $\mathbb{R}[x]$ denotes the ring of polynomials in $x = (x_1, x_2, \dots, x_n)$. Suppose that $\mathbf{v}_\delta(x)$ is the vector of all the monomials of degree less than or equal to δ , given by

$$\mathbf{v}_\delta(x) = (1, x_1, \dots, x_n, x_1^2, x_1x_2, \dots, x_{n-1}x_n, x_n^n, \dots, x_1^\delta, \dots, x_n^\delta)^T \in \mathbb{R}^{\ell_\delta} \tag{32}$$

where $\ell_\delta = \binom{n+\delta}{\delta}$. The polynomial $f(x)$ can be expressed as a quadratic form in the monomial vector $\mathbf{v}_\delta(x)$ thanks to the following result.

Result 9. A polynomial $f \in \mathbb{R}[x]_{2\delta}$ has a SOS decomposition if, and only if, there exists a real symmetric and positive semi-definite matrix $Q \in \mathbb{R}^{\ell_\delta \times \ell_\delta}$, such that $f(x) = \mathbf{v}_\delta(x)^T Q \mathbf{v}_\delta(x)$, for all $x \in \mathbb{R}^n$ (see [43] for a detailed proof).

Thus, the problem of checking whether a polynomial $f(x)$ is SOS is equivalent to the problem of finding a symmetric positive definite matrix $Q \in \mathbb{R}^{\ell_\delta \times \ell_\delta}$.

The Putinar's Positivstellensatz, which is reviewed below, can be applied to (27) to derive sufficient conditions to verify that the inequalities are satisfied.

Result 10. (Putinar's Positivstellensatz [39])

Consider a compact semi-algebraic set

$$\Phi = \{\boldsymbol{\phi} \in \mathbb{R}^n : q_1(\boldsymbol{\phi}) \geq 0, q_2(\boldsymbol{\phi}) \geq 0, \dots, q_m(\boldsymbol{\phi}) \geq 0\} \quad (33)$$

where $q_1(\boldsymbol{\phi}), q_2(\boldsymbol{\phi}), \dots, q_m(\boldsymbol{\phi})$ are m polynomial functions. If a polynomial f is positive in Φ then there are polynomials σ_v , such that

$$f(\boldsymbol{\phi}) = \sigma_0(\boldsymbol{\phi}) + \sum_{v=1}^m \sigma_v(\boldsymbol{\phi}) q_v(\boldsymbol{\phi}), \quad (34)$$

for some $\sigma_v(\boldsymbol{\phi}) \in \Sigma^\delta[\boldsymbol{\phi}]$

where $\Sigma^\delta[\boldsymbol{\phi}]$ is the set of SOS polynomials in $\boldsymbol{\phi}$ up to the degree 2δ . The integer δ is called relaxation order.

Based on result 10, we state the following result.

Result 11. For some $\sigma_v(\boldsymbol{\phi}) \in \Sigma^\delta[\boldsymbol{\phi}]$, where $\Sigma^\delta[\boldsymbol{\phi}]$ is the set of SOS polynomials in $\boldsymbol{\phi}$ up to the degree 2δ , if

$$f(\boldsymbol{\phi}) - \sum_{v=1}^m \sigma_v(\boldsymbol{\phi}) q_v(\boldsymbol{\phi}) \text{ is SOS}, \quad (35)$$

then $f(\boldsymbol{\phi})$ is positive on semi-algebraic set Φ .

Proof. The proof is rather trivial and based on the fact that $\sigma_0(\boldsymbol{\phi})$ is a SOS polynomial. \square

The feasible controller parameters set \mathcal{D} can be relaxed to a convex set \mathcal{D}_δ for a suitable value of the relaxation order δ . In fact, the Result 11 can be applied to polynomial inequalities which define the set \mathcal{S} and \mathcal{P} , to replace the polynomial constraints defined by (21), (24) and (27) with a set of SDP constraints in the form (35).

Remark 5. If the set (14) is not empty, then the relaxed problem obtained by applying Result 11 admits a feasible solution for any relaxation order $\delta \geq \delta_{\min}$, where δ_{\min} is an integer value large enough (see [44] and reference therein for further details). Therefore, the problem of extracting a controller parameter vector \mathbf{p} from the the feasible controller parameters set \mathcal{D} in (14) is replaced by a convex SDP problem.

5. Numeric Examples

In this section, we show the efficiency of the proposed controller design approach through three simulation examples.

5.1. Design of CT Controller

Consider a CT SISO system characterized by the following nominal transfer function

$$G_n(s) = \frac{700}{s(s+100)} \quad (36)$$

which is subjected to the multiplicative uncertainty with the following weighting filter

$$W_u(s) = \frac{0.3(s+49)}{s+101}. \quad (37)$$

The goal is to design a controller, such that $\|S_n(s)W_1(s)\|_\infty \leq 1$ and $\|T_n(s)\hat{W}_2(s)\|_\infty \leq 1$, where

$$W_1(s) = \frac{s^2 + 13.68s + 64}{s(1.995s + 15.96)} \quad (38)$$

and

$$W_2(s) = \frac{s^2 + 37.74s + 625}{1247}. \quad (39)$$

Structure of the desired controller is known a priori and is given by:

$$K(s, \mathbf{p}) = \frac{c_1s^2 + c_2s + c_3}{s^2 + c_4s} \quad (40)$$

where, $\mathbf{p} = [c_1, c_2, c_3, c_4]^T \in \mathbb{R}^4$ is the vector of unknown controller parameters. By following the design procedure described in Section 4, we derive a description of the set \mathcal{S} that guarantees the stability of the nominal sensitivity transfer function, whose denominator is described by

$$A(s) = 700(c_1s^2 + c_2s + c_3) + (s^2 + c_4s)(s^2 + 100s). \quad (41)$$

Through the Routh's stability criterion, the conditions, such that the roots of $A(s)$ have negative real part, are

$$\begin{aligned} g_1(\mathbf{p}) &= 100 + c_4 > 0 \\ g_2(\mathbf{p}) &= 100(100 + c_4)(c_4 + 7c_1) - c_2 > 0 \\ g_3(\mathbf{p}) &= 100(100 + c_4)(c_4 + 7c_1)c_2 - c_2^2 - c_3(100 + c_4)^2 > 0 \\ g_4(\mathbf{p}) &= c_3 > 0. \end{aligned} \quad (42)$$

Since $G_n(s)$ has neither zeros nor poles in the right half plane (RHP), no further conditions are needed to guarantee the stability of the nominal closed loop system. Nominal performance and robust stability conditions are taken into account by the performance controller set defined in Equation (16), which requires the selection of a suitable weighting function $\hat{W}_2(j\omega)$. According to (15), from the comparison between $|W_2(j\omega)|$ and $|W_u(j\omega)|$ shown in Figure 2, we select

$$\hat{W}_2(s) = W_2(s). \quad (43)$$

The set \mathcal{P} is defined by the following constraints

$$\begin{aligned} \|S_n(s)W_1(s)\|_\infty &= \left\| \frac{s[s^2 + (100 + c_4)s + 100c_4] (s^2 + 13.68s + 64)}{[s^4 + (100 + c_4)s^3 + (100c_4 + 700c_1)s^2 + 700c_2s + 700c_3] (1.995s + 15.96)} \right\|_\infty \\ &= \left\| \frac{N_1(s, \mathbf{p})}{D_1(s, \mathbf{p})} \right\|_\infty \leq 1 \\ \|T_n(s)\hat{W}_2(s)\|_\infty &= \left\| \frac{700 (c_1s^2 + c_2s + c_3) (s^2 + 37.74s + 625)}{1247 [s^4 + (100 + c_4)s^3 + (100c_4 + 700c_1)s^2 + 700c_2s + 700c_3]} \right\|_\infty \\ &= \left\| \frac{N_2(s, \mathbf{p})}{D_2(s, \mathbf{p})} \right\|_\infty \leq 1. \end{aligned} \quad (44)$$

that are written in the polynomial form (29). The polynomial constraints defining the feasible controller parameters set are relaxed thanks to the Result 11, with $\delta = 1$ and $\Omega = [0, 10^5]$. The resulting SDP problem has been formulated with Yalmip (see [45]) and solved with Mosek (see [46]).

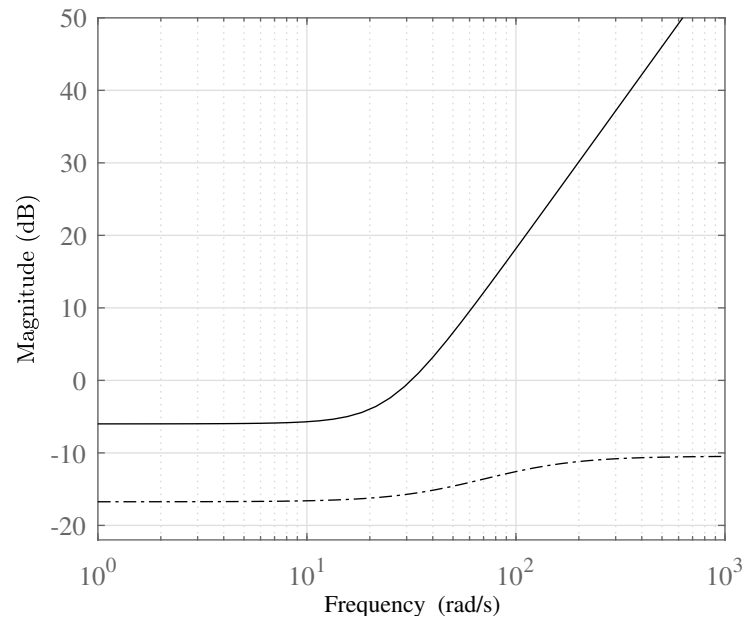


Figure 2. Comparison between $|W_u(j\omega)|$ (dotted) and $|W_2(j\omega)|$ (solid).

The controller parameter extracted from the feasible controller parameters set leads to

$$K(s) = \frac{0.398s^2 + 10.281s + 21.347}{s^2 + 10s} \quad (45)$$

which guarantees the stability of the nominal closed loop system, in fact

$$A(s) = (s + 97.64)(s + 3.915)(s^2 + 8.441s + 39.09) \quad (46)$$

has all negative real-part roots.

Since the sensitivity function and the complementary sensitivity function are below their weighting functions (see Figures 3 and 4), the controller achieves robust stability and nominal performance requirements. Numerically, $\|S_n(j\omega)W_1(j\omega)\|_\infty = 0.7396$ and $\|T_n(j\omega)\hat{W}_2(j\omega)\|_\infty = 0.6839$.

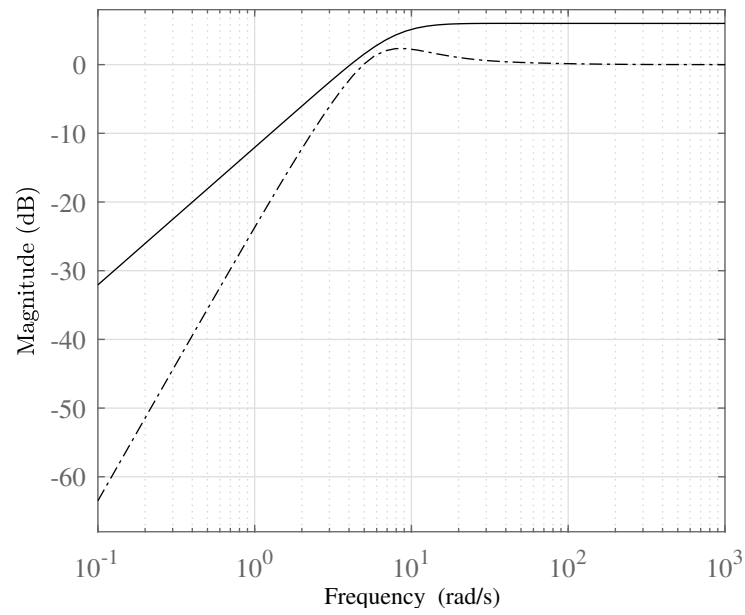


Figure 3. Comparison between $|W_1^{-1}(j\omega)|$ (solid) and $|S_n(j\omega)|$ (dashed).

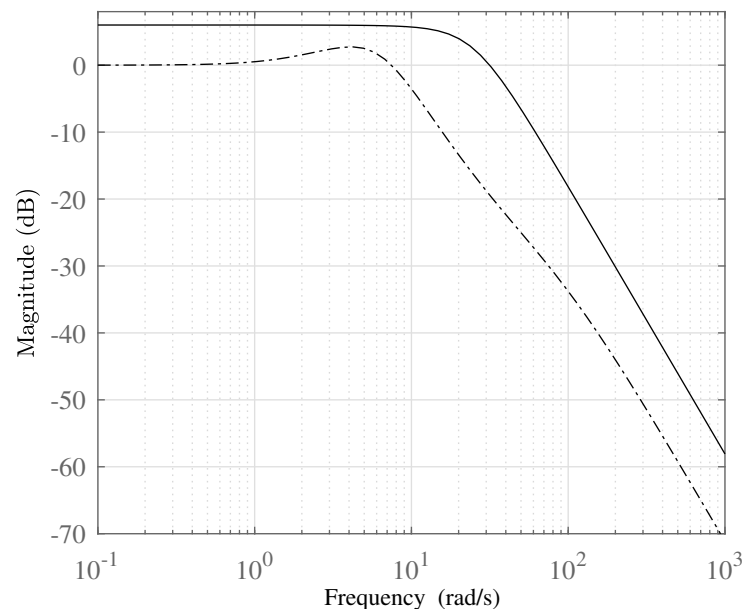


Figure 4. Comparison between $|W_2^{-1}(j\omega)|$ (solid) and $|T_n(j\omega)|$ (dashed).

5.2. DT Controller Design

Consider a DT SISO system

$$G_n(z) = \frac{3z + 2.25}{4z^2 - 2.8z + 1} \quad (47)$$

which is subjected to multiplicative uncertainty with a weighting filter

$$W_u(z) = \frac{0.3944z^2 - 0.143z - 0.05305}{z^2 + 0.5162z - 0.3177}. \quad (48)$$

The objective is to design a robust PI controller, such that $\|S_n(z)W_1(z)\|_\infty \leq 1$ and $\|T_n(z)W_2(z)\|_\infty \leq 1$, where

$$W_1(z) = \frac{0.606z^2 - 0.96z + 0.3875}{(z - 0.7787)(z - 1)}, \quad (49)$$

$$W_2(z) = \frac{z^2 - 1.254z + 0.4595}{0.1636z + 0.1261} \quad (50)$$

and

$$K(z, \mathbf{p}) = k_p + \frac{k_i}{z - 1}. \quad (51)$$

The unknown controller parameter vector is $\mathbf{p} = [k_p, k_i]^T \in R^2$.

Similar to the previous example, we derive the description of the nominal stability parameter set \mathcal{S} . The Jury's stability criterion is applied to the denominator of the nominal sensitivity function

$$A(z) = 4z^3 + (3k_p - 6.8)z^2 + (3k_i - 0.75k_p + 3.8)z + 2.25k_i - 2.25k_p - 1, \quad (52)$$

leading to the following polynomial constraints

$$\begin{aligned} g_1(\mathbf{p}) &= k_i > 0 \\ g_2(\mathbf{p}) &= 15.6 - 1.5k_i + 0.75k_p > 0 \\ g_3(\mathbf{p}) &= 16 - (2.25k_i - 2.25k_p - 1)^2 > 0 \\ g_4(\mathbf{p}) &= \left[5.0625(k_i^2 + k_p^2) + 4.5(k_p - k_i) - 10.125k_i k_p \right]^2 \\ &\quad - [6.75k_p(k_i - k_p) - 27.3k_i + 15.3k_p - 8.4]^2 > 0. \end{aligned} \quad (53)$$

From Figure 5, we see that $|W_2(z)|$ is greater than $|W_u(z)|$ for all the frequencies, thus we select

$$\hat{W}_2(z) = W_2(z). \quad (54)$$

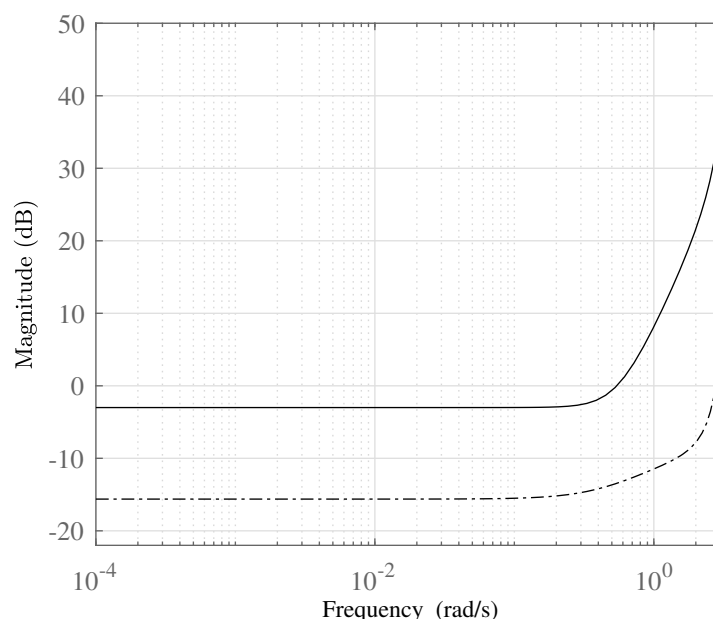


Figure 5. Comparison between $|W_u(e^{j\omega})|$ (dotted) and $|W_2(e^{j\omega})|$ (solid).

The performance set \mathcal{P} is defined by the rational functions

$$\begin{aligned}
 \|S_n(z)W_1(z)\|_\infty &= \left\| \frac{(4z^2 - 2.8z + 1)(0.606z^2 - 0.96z + 0.3875)}{[(3z + 2.25)(k_pz + k_i - k_p) + (4z^2 - 2.8z + 1)(z - 1)](z^2 - 0.7787)} \right\|_\infty \\
 &= \left\| \frac{N_1(z, \mathbf{p})}{D_1(z, \mathbf{p})} \right\|_\infty \leq 1 \\
 \|T_n(z)\hat{W}_2(z)\|_\infty &= \left\| \frac{(3z + 2.25)(k_pz + k_i - k_p)(z^2 - 1.254 + 0.4595)}{[(3z + 2.25)(k_pz + k_i - k_p) + (4z^2 - 2.8z + 1)(z - 1)](0.1636 + 0.1261)} \right\|_\infty \\
 &= \left\| \frac{N_2(z, \mathbf{p})}{D_2(z, \mathbf{p})} \right\|_\infty \leq 1
 \end{aligned}
 \tag{55}$$

that, according to Result 8, are rewritten as

$$h_i(\phi, \mathbf{p}) = |D_i(a + jb, \mathbf{p})|^2 - |N_i(a + jb, \mathbf{p})|^2 \geq 0, \quad i = 1, 2 \tag{56}$$

where $\phi = [a \ b]^T$ and $\Phi = \{\phi \in \mathbb{R}^2 : -1 \leq a \leq 1, a^2 + b^2 + 1 = 0, b \geq 0\}$. The polynomial constraints that define the feasible controller parameters set are relaxed by applying Result 11 with $\delta = 1$. The relaxed SDP problem is solved with Yalmip (see [45]) and Mosek (see [46]) leading to the controller

$$K(z) = 0.1408 + \frac{0.1266}{z - 1}. \tag{57}$$

This controller achieves nominal stability since

$$A(z) = (z - 0.6253)(z^2 - 0.9691z + 0.4126) \tag{58}$$

has all the roots inside the unitary circle. Moreover, the graphical comparisons between $|S_n(z)|$ and $|T_n(z)|$ with the weighting functions $|W_1(z)|$ and $|\hat{W}_2(z)|$, respectively, reported in Figures 6 and 7, show that the controller achieves desired performance specifications. Numerically, $\|S_n(z)W_1(z)\|_\infty = 0.8725$ and $\|T_n(z)\hat{W}_2(z)\|_\infty = 0.99$.

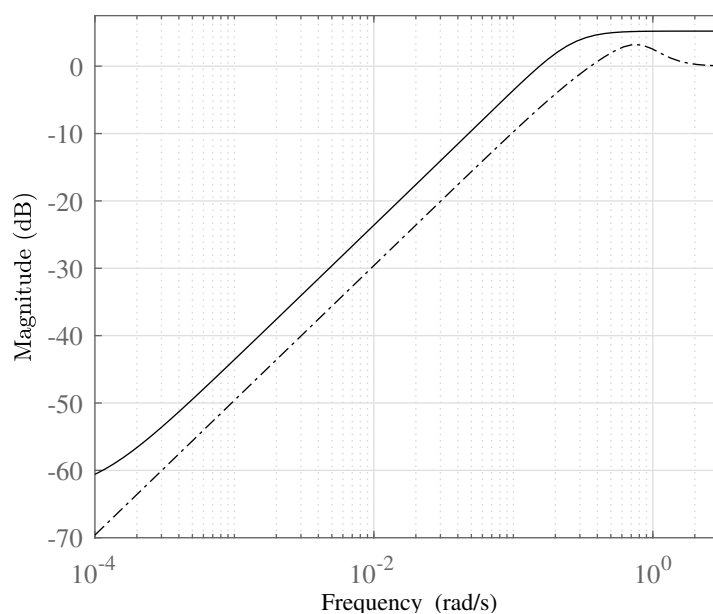


Figure 6. Comparison between $|W_1^{-1}(e^{j\omega})|$ (solid) and $|S_n(e^{j\omega})|$ (dotted).

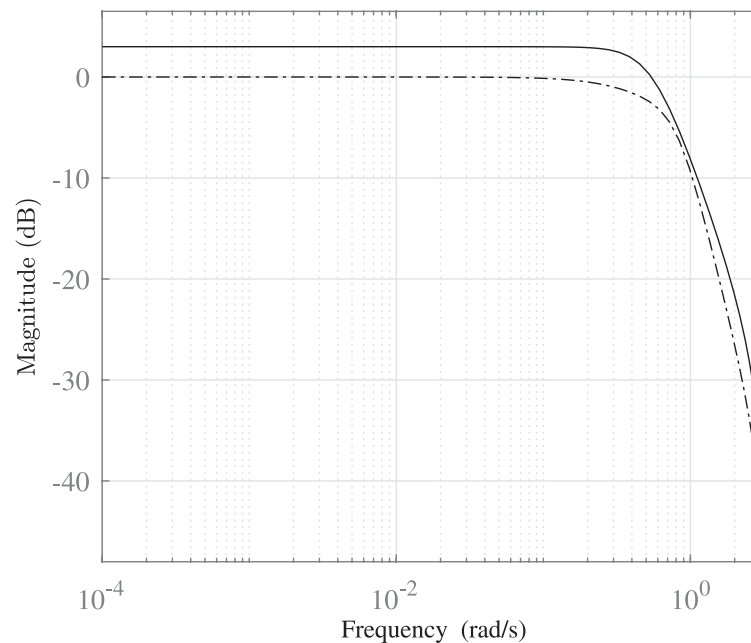


Figure 7. Comparison between $|\hat{W}_2^{-1}(e^{j\omega})|$ (solid) and $|T_n(e^{j\omega})|$ (dotted).

5.3. Comparison with *Hinfstruct*

In this subsection, we compare the algorithm proposed in this paper with the common library function *Hinfstruct* (see [29]), which is included in Matlab. Through *Hinfstruct*, the controller parameter vector \mathbf{p} is computed as the solution to the optimization problem defined as

$$\begin{aligned} \mathbf{p} &= \arg \min_{\mathbf{p} \in \mathbb{R}^{n_p}} \gamma \\ \text{s.t.} & \\ & \|S(s)W_1(s)\|_{\infty} \leq \gamma, \\ & \|T(s)W_2(s)\|_{\infty} \leq \gamma, \\ & K(s, \mathbf{p}) \text{ stabilizes the closed loop system.} \end{aligned} \quad (59)$$

It is worth noting that, if the solution to (59) is such that $\gamma \leq 1$, *Hinfstruct* provides a solution that is also feasible for our approach. However, since *Hinfstruct* is based on local optimization techniques, the solver may find local minimum solution to (59) which do not guarantee the feasibility of the solution.

Let us consider the CT SISO system described by the following nominal transfer function

$$G_n(s) = 2 \frac{s + 100}{s^2 + 3s + 2}. \quad (60)$$

The goal is to design a PI controller, such that $\|S_n(s)W_1(s)\|_{\infty} \leq 1$ and $\|T_n(s)W_2(s)\|_{\infty} \leq 1$, where

$$W_1(s) = \frac{2.25s^2 + 5.4s + 5.063}{4.489s^2 + 6.734s} \quad (61)$$

and

$$W_2(s) = \frac{50s^2 + 13750s + 125000}{0.4988s + 2.494e05}. \quad (62)$$

The controller computed by means of *Hinfstruct* toolbox is

$$K(s, \mathbf{p}) = \frac{0.00523s + 0.00891}{s} \quad (63)$$

having $\gamma = 1.0488$, where

$$\gamma = \max \{ \|S(s)W_1(s)\|_\infty, \|T(s)W_2(s)\|_\infty \}. \quad (64)$$

Since $\gamma \geq 1$, the requirements specified by the $W_1(s)$ and $W_2(s)$ are not achieved and *Hinfstruct* provided an unfeasible controller.

Through the procedure described in Section 4, we solve this control design problem. As we have shown in Section 5.1, we explicitly define the stability constraints thanks to the Routh theorem and, by exploiting the results 11, we define an SDP problem with a relaxation order $\delta = 1$ that is formulated with Yalmip and solved by Mosek. The controller extracted from the feasible controller parameters set is

$$K(s) = \frac{0.0127s + 0.0158}{s}. \quad (65)$$

The controller achieves the nominal performances since $S_n(j\omega)$ and $T_n(j\omega)$ are smaller than $W_1(j\omega)$ and $W_2(j\omega)$, respectively (see Figures 8 and 9). Numerically, $\|S_n(j\omega)W_1(j\omega)\|_\infty = 0.56$ and $\|T_n(j\omega)W_2(j\omega)\|_\infty = 0.74$.

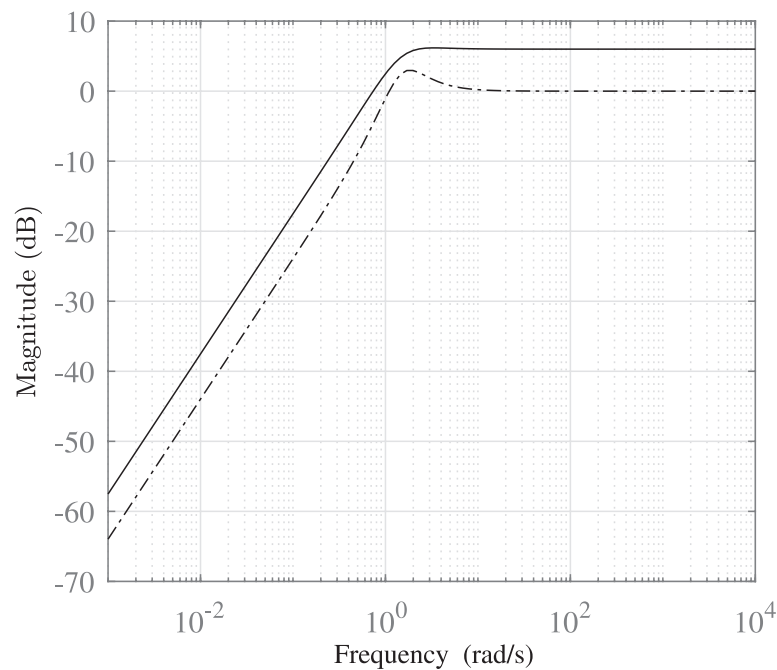


Figure 8. Comparison between $|W_1^{-1}(j\omega)|$ (solid) and $|S_n(j\omega)|$ (dotted).

In this example, even if a feasible solution exists to the control design problem, the iterative algorithm implemented in *Hinfstruct* stops to an unfeasible solution. On the other hand, our approach, based on convex optimization techniques, finds the controller parameter vector that satisfies all of the requirements.

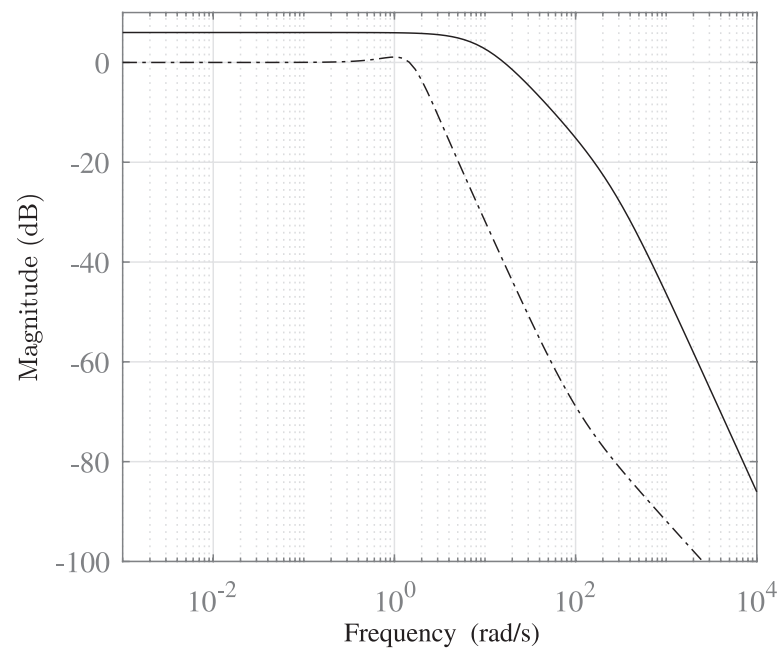


Figure 9. Comparison between $|W_2^{-1}(j\omega)|$ (solid) and $|T_n(j\omega)|$ (dotted).

6. Experimental Example

In this section, we apply the proposed control design technique to design a controller for the magnetic levitation system shown in Figure 10.



Figure 10. Magnetic levitation system.

In this system, a transconductance amplifier regulates the current through an electromagnet coil proportional to the input voltage u . The magnetic field, generated by the current, exerts a force on a light ball in the opposite direction to the gravity force. An optical transducer measures the ball position and produced the output voltage signal y . The book [47] provides a detailed description of the considered system. Magnetic levitation systems are highly non-linear unstable systems. In order to design a low order fixed structure controller, the control schema depicted in Figure 1 is considered, where a $G_n(s)$ is the

linearized model of the magnetic levitation system obtained around a suitable equilibrium point and is given by

$$G_n(s) = \frac{Y(s)}{U(s)} = \frac{-7044}{(s - 29.68)(s + 29.68)} \quad (66)$$

where $U(s)$ and $Y(s)$ are the Laplace transform of the input and output voltage signals, respectively. It is worth noting that we consider the voltage transducer signal as system output to have a comparable reference signal w that can be produced by a common laboratory equipment, i.e., a signal generator. Moreover, we can directly measure the output voltage y with an oscilloscope, while the ball position in meters can be only computed through the knowledge of the mathematical model of the position transducer.

The nominal plant in Equation (66) is subjected to multiplicative uncertainty characterized by the following weighting function

$$W_u(s) = \frac{0.1993s^2 + 6.852s + 55.96}{s^2 + 46.15s + 429.5}. \quad (67)$$

The aim is to design a controller in the form

$$K(s, \mathbf{p}) = \frac{c_1s^2 + c_2s + c_3}{c_4s^2 + s}, \quad (68)$$

where $\mathbf{p} = [c_1, c_2, c_3, c_4]^T \in R^4$ is the unknown parameter vector, such that the closed loop system is internally stable. Moreover, for a square wave reference signal $w(t)$ with period 2 s, duty-cycle 50% and amplitude 0.1 V, the closed loop system must satisfy the following nominal specifications: (i) zero steady-state tracking error for a step reference, (ii) rise time $t_r \leq 0.015$ s, and (iii) overshoot $\xi \leq 25\%$. The presence of a pole at $s = 0$ in $K(s, \mathbf{p})$ guarantees that the first requirement is implicitly achieved. According to the methodology described in [4], the time domain requirements are mapped into the frequency domain weighting filters

$$W_1(s) = \frac{s^2 + 145s + 9877}{s(1.646s + 82.3)} \quad (69)$$

and

$$W_2(s) = \frac{0.003333s^2 + 1.633s + 414}{560.7}. \quad (70)$$

The constraints that define the stabilizing controller parameters set S are obtained by the Routh's stability criterion, leading to

$$\begin{aligned} g_1(\mathbf{p}) &= c_4 > 0 \\ g_2(\mathbf{p}) &= -140.88c_3 > 0 \\ g_3(\mathbf{p}) &= c_2c_4 - c_1 > 0 \\ g_4(\mathbf{p}) &= c_1 - c_2c_4 - 7.9963c_2^2c_4 + 7.9963c_1c_2 + 0.0011c_3 > 0. \end{aligned} \quad (71)$$

Since the magnetic levitation system is unstable, to avoid unstable pole-zero cancellation between the plant and the controller we consider stable $N_k(s, \mathbf{p})$ and $D'_k(s, \mathbf{p})$, where

$$N_k(s, \mathbf{p}) = c_1s^2 + c_2s + c_3 \quad (72)$$

and

$$D'_k(s, \mathbf{p}) = c_4s + 1 \quad (73)$$

Stability of $N_k(s, \mathbf{p})$ and $D'_k(s, \mathbf{p})$ is ensured by exploiting Routh Hurwitz criterion which provide following additional constraints in set \mathcal{S} .

$$\begin{aligned} g_7(p) &= -c_1 > 0 \\ g_8(p) &= -c_2 > 0 \end{aligned} \tag{74}$$

The graphical comparison between $W_2(s)$ and $W_u(s)$ is reported in Figure 11. Since $|W_2(s)| > |W_u(s)|$, we choose

$$\hat{W}_2(s) = W_2(s). \tag{75}$$

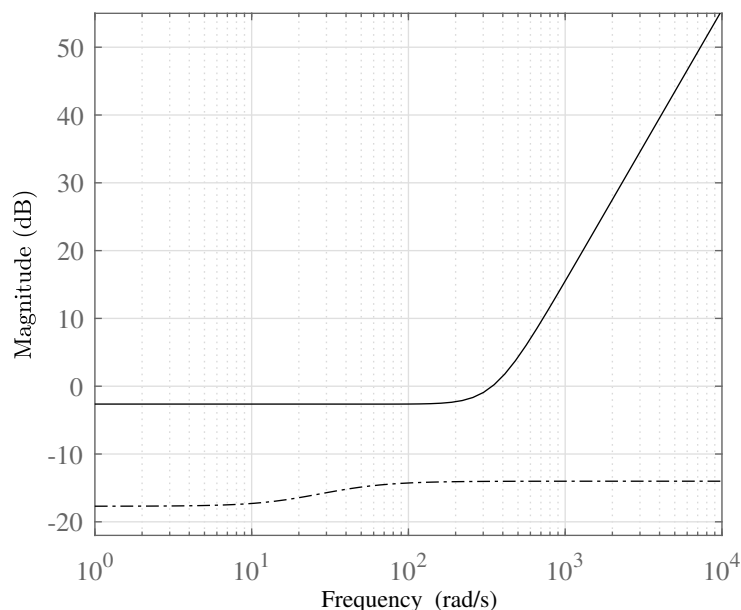


Figure 11. Comparison between $|W_u(j\omega)|$ (dotted) and $|W_{d2}(j\omega)|$ (solid).

The performance set \mathcal{P} is derived in the same way as in previous examples. Through Result 11, we formulate the controller design as a SDP optimization problem by setting the relaxation order $\delta = 1$ and $\Omega = [0, 10^5]$. The relaxed SDP problem is solved with Yalmip (see [45]) and Mosek (see [46]). The controller extracted from the feasible controller parameters set is

$$K(s) = \frac{-0.0265s^2 - 1.226s - 15.01}{0.0015s^2 + s}. \tag{76}$$

The controller achieves the nominal performances as $S_n(j\omega)$ and $T_n(j\omega)$ are smaller than $W_1(j\omega)$ and $W_2(j\omega)$, respectively (see Figures 12 and 13). Numerically, $\|S_n(j\omega)W_1(j\omega)\|_\infty = 0.99$ and $\|T_n(j\omega)W_2(j\omega)\|_\infty = 0.9473$. We provide the comparison between the linearized system $G_n(s)$ and the real plant in Figure 14, which shows the time-domain responses of the closed-loop systems when the reference is a square wave with amplitude 0.1V and frequency 0.5 Hz. The linear system $G_n(s)$ achieves the time domain requirements: both the rise time $t_r \approx 0.00928$ s and the overshoot $\hat{s} \approx 23.02\%$. However, the designed controller is not able to achieve the maximum overshoot requirement on the real plant, which is $\hat{s} \approx 35\%$. The larger overshoot is due to the model mismatch between the non-linear plant and the approximated linear model and, thus, does not depend on the specific approach proposed in this work. Despite this modeling error, the designed controller stabilizes the magnetic levitation system and guarantees the rise time $t_r \approx 0.011$ s.

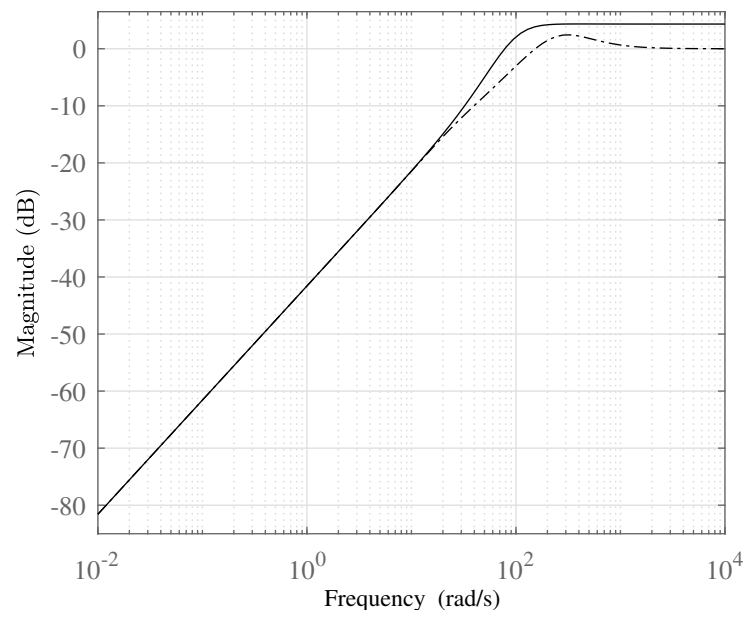


Figure 12. Comparison between $|W_1^{-1}(j\omega)|$ (solid) and $|S_n(j\omega)|$ (dotted).

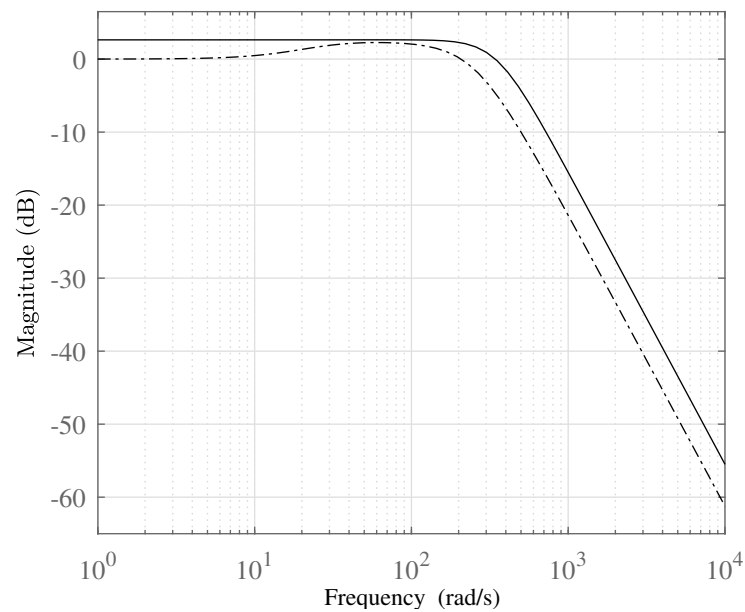


Figure 13. Comparison between $|W_2^{-1}(j\omega)|$ (solid) and $|T_n(j\omega)|$ (dotted).

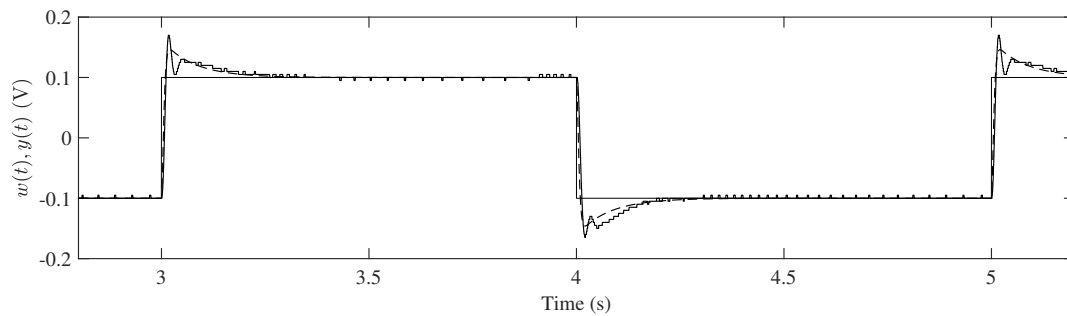


Figure 14. Magnetic levitation system response to square wave reference signal: reference $w(t)$ (solid square-wave), magnetic levitation system output $y(t)$ (solid) and linearized $G_n(s)$ system output (dashed) responses.

7. Conclusions

In this paper, we present a unified approach to design for the H_∞ mixed-sensitivity design for fixed structure robust controllers for both CT and DT systems. We define the feasible controller parameter set as a semi-algebraic set of all the controller parameters that achieve nominal performance and robust stability for the closed-loop system. We formulate the control design problem as the non-emptiness test of the feasible controller parameters set, which is an NP-hard problem. Thanks to the results on the Putinar positivstellensatz, we propose a novel SOS based approach to formulate a convex relaxation of the original problem in terms of SDP constraints. Therefore, the achieved solution is not affected by local minima that may be found while solving non-convex problem through iterative methods. The proposed approach is a global optimization approach and is a powerful tool for fixed structure H_∞ mixed sensitivity control design, whose solution can be found efficiently in polynomial time.

We provide three simulation examples and one experimental application to show the efficiency of the proposed algorithm on both CT and DT systems. In particular, one example shows the comparison of the proposed approach with the state of the art algorithm implemented in the *Hinfstruct* Matlab function. In this example, we show that the solution provided by *Hinfstruct* does not achieve the desired requirements, while our approach successfully solves the control design problem.

Author Contributions: Conceptualization, V.R.; methodology, V.R.; software, A.S.; investigation, A.S.; writing—original draft preparation, A.S.; writing—review and editing, V.R. Both authors have read and agreed to the published version of the manuscript.

Funding: This research received no external funding.

Acknowledgments: Computational resources are provided by HPC@polito, which is a project of Academic Computing within the Department of Control and Computer Engineering at the Politecnico di Torino.

Conflicts of Interest: The authors declare no conflicts of interest.

References

1. Zames, G. Feedback and optimal sensitivity: Model reference transformations, multiplicative seminorms, and approximate inverses. *IEEE Trans. Autom. Control* **1981**, *26*, 301–320. [[CrossRef](#)]
2. Kwakernaak, H. Robustness optimization of linear feedback systems. In Proceedings of the 22nd IEEE Conference on Decision and Control, San Antonio, TX, USA, 14–16 December 1983; pp. 618–624. [[CrossRef](#)]
3. Verma, M.; Jonckheere, E. L_∞ -compensation with mixed sensitivity as a broadband matching problem. *Syst. Control. Lett.* **1984**, *4*, 125–129. [[CrossRef](#)]
4. Zhou, K.; Doyle, J.C.; Glover, K. *Robust and Optimal Control*; Prentice Hall: Englewood Cliffs, NJ, USA, 1995.
5. Francis, B.A. *A Course in H_∞ Control Theory (Lecture Notes in Control and Information Sciences)*; Springer: Berlin/Heidelberg, Germany, 1987.
6. Kwakernaak, H. Mixed Sensitivity Design. In Proceedings of the 15th IFAC World Congress, Barcelona, Spain, 21–26 July 2002; Volume 35, pp. 61–66. [[CrossRef](#)]
7. Gahinet, P.; Apkarian, P. A linear matrix inequality approach to H_∞ control. *Int. J. Robust Nonlinear Control* **1994**, *4*, 421–448. [[CrossRef](#)]
8. Gahinet, P. Explicit controller formulas for LMI-based H_∞ synthesis. *Automatica* **1996**, *32*, 1007–1014. [[CrossRef](#)]
9. Glover, K.; Doyle, J.C. State-space formulae for all stabilizing controllers that satisfy an H_∞ -norm bound and relations to risk sensitivity. *Syst. Control Lett.* **1988**, *11*, 167–172. [[CrossRef](#)]
10. Doyle, J.C.; Glover, K.; Khargonekar, P.P.; Francis, B.A. State-space solutions to standard H_2 and H_∞ control problems. *IEEE Trans. Autom. Control* **1989**, *34*, 831–847. [[CrossRef](#)]
11. Liu, K.; Mita, T.; Kimura, H. Complete solution to the standard H_∞ control problem of discrete-time systems. In Proceedings of the 29th IEEE Conference on Decision and Control, Honolulu, HI, USA, 5–7 December 1990; Volume 3; pp. 1786–1793.
12. Kongprawechnon, W.; Kimura, H. J-lossless factorization and H control for discrete-time systems. *Int. J. Control* **1998**, *70*, 423–446. [[CrossRef](#)]
13. Kaminer, I.; Khargonekar, P.P.; Rotea, M.A. Mixed H_2H_∞ control for discrete-time systems via convex optimization. *Automatica* **1993**, *29*, 57–70. [[CrossRef](#)]
14. Chen, T.W.; Allen, F.B. Introduction to Discrete-Time H_∞ -Optimal Control. In *Optimal Sampled-Data Control Systems*; Springer: London, UK, 1995; pp. 171–181. [[CrossRef](#)]

15. Nemirovskii, A. Several NP-hard problems arising in robust stability analysis. *Math. Control. Signals Syst.* **1993**, *6*, 99–105. [[CrossRef](#)]
16. Safonov, M.G.; Goh, K.C.; Ly, J.H. Control system synthesis via bilinear matrix inequalities. In Proceedings of the American Control Conference, Baltimore, MD, USA, 29 June–1 July 1994; Volume 1, pp. 45–49. [[CrossRef](#)]
17. Scherer, C.; Gahinet, P.; Chilali, M. Multiobjective output-feedback control via LMI optimization. *IEEE Trans. Autom. Control* **1997**, *42*, 896–911. [[CrossRef](#)]
18. Dinh, Q.T.; Michiels, W.; Gros, S.; Diehl, M. An inner convex approximation algorithm for BMI optimization and applications in control. In Proceedings of the 51st IEEE Conference on Decision and Control (CDC), Maui, HI, USA, 10–13 December 2012; pp. 3576–3581. [[CrossRef](#)]
19. Lee, D.; Hu, J.H. Sequential parametric convex approximation algorithm for bilinear matrix inequality problem. *Optim. Lett.* **2019**, *13*, 741–759. [[CrossRef](#)]
20. Warner, E.C.; Scruggs, J.T. Iterative Convex Overbounding Algorithms for BMI Optimization Problems. *IFAC-PapersOnLine* **2017**, *50*, 10449–10455. [[CrossRef](#)]
21. Kanev, S.; Scherer, C.; Verhaegen, M.; De Schutter, B. Robust output-feedback controller design via local BMI optimization. *Automatica* **2004**, *40*, 1115–1127. [[CrossRef](#)]
22. Hassibi, A.; How, J.; Boyd, S. A path-following method for solving BMI problems in control. In Proceedings of the 1999 American Control Conference (Cat. No. 99CH36251), San Diego, CA, USA, 2–4 June 1999; Volume 2, pp. 1385–1389. [[CrossRef](#)]
23. Anderson, B.D.O.; Liu, Y. Controller reduction: Concepts and approaches. *IEEE Trans. Autom. Control* **1989**, *34*, 802–812. [[CrossRef](#)]
24. McFarlane, D.; Glover, K.; Vidyasagar, M. Reduced-order controller design using coprime factor model reduction. *IEEE Trans. Autom. Control* **1990**, *35*, 369–373. [[CrossRef](#)]
25. Bongers, P.M.M.; Bosgra, O.H. Low order robust H_∞ controller synthesis. In Proceedings of the 29th IEEE Conference on Decision and Control, Honolulu, HI, USA, 5–7 December 1990; Volume 1, pp. 194–199. [[CrossRef](#)]
26. Burke, J.V.; Lewis, A.S.; Overton, M.L. A robust gradient sampling algorithm for nonsmooth, nonconvex optimization. *SIAM J. Optim.* **2005**, *15*, 751–779. [[CrossRef](#)]
27. Burke, J.; Henrion, D.; Lewis, A.; Overton, M. HIFOO-A MATLAB package for fixed-order controller design and H_∞ optimization. *IFAC Proc. Vol.* **2006**, *39*, 339–344. [[CrossRef](#)]
28. Apkarian, P.; Noll, D. Nonsmooth H_∞ Synthesis. *IEEE Trans. Autom. Control* **2006**, *51*, 71–86. [[CrossRef](#)]
29. Clarke, F.H. *Optimization and Nonsmooth Analysis*; SIAM: Philadelphia, USA, 1990; Volume 5
30. Malan, S.; Milanese, M.; Taragna, M. Robust Analysis and Design of Control Systems Using Interval Arithmetic. *Automatica* **1997**, *33*, 1363–1372. [[CrossRef](#)]
31. Anai, H.; Hara, S. A parameter space approach to fixed-order robust controller synthesis by quantifier elimination. *Int. J. Control* **2006**, *79*, 1321–1330. [[CrossRef](#)]
32. Grassi, E.; Tsakalis, K. PID controller tuning by frequency loop-shaping. In Proceedings of the 35th IEEE Conference on Decision and Control, Kobe, Japan, 11–13 December 1996; Volume 4, pp. 4776–4781. [[CrossRef](#)]
33. Blanchini, F.; Lepschy, A.; Miani, S.; Viaro, U. Characterization of PID and lead/lag compensators satisfying given H_∞ specifications. *IEEE Trans. Autom. Control* **2004**, *49*, 736–740. [[CrossRef](#)]
34. Emami, T.; Hartnett, R.J.; Watkins, J.M. Estimate of discrete-time PID controller parameters for H-infinity complementary sensitivity design: Autonomous sailboat application. In Proceedings of the American Control Conference, Washington, DC, USA, 17–19 June 2013; pp. 1795–1801.
35. Galdos, G.; Karimi, A.; Longchamp, R. H_∞ Controller design for spectral MIMO models by convex optimization. *J. Process. Control* **2010**, *20*, 1175–1182. [[CrossRef](#)]
36. Karimi, A.; Galdos, G. Fixed-order H_∞ controller design for nonparametric models by convex optimization. *Automatica* **2010**, *46*, 1388–1394. [[CrossRef](#)]
37. Sadeghzadeh, A.; Momeni, H.; Karimi, A. Fixed-order H_∞ controller design for systems with ellipsoidal parametric uncertainty. *Int. J. Control* **2011**, *84*, 57–65. [[CrossRef](#)]
38. Cerone, V.; Razza, V.; Regruto, D. H_∞ mixed-sensitivity design with fixed structure controller through Putinar positivstellensatz. In Proceedings of the American Control Conference (ACC), Philadelphia, PA, USA, 10–12 July 2019; pp. 1806–1811. [[CrossRef](#)]
39. Putinar, M. Positive Polynomials on Compact Semi-Algebraic Sets. *Indiana Univ. Math. J.* **1993**, *42*, 969–984. [[CrossRef](#)]
40. Doyle, J.C.; Francis, B.A.; Tannenbaum, A.R. *Feedback Control Theory*; Macmillan Publications: New York, NY, USA, 1992.
41. Ogata, K. *Modern Control Engineering*, 5th ed.; Prentice Hall: Hoboken, NJ, USA, 2010
42. Jury, E. On the roots of a real polynomial inside the unit circle and a stability criterion for linear discrete systems. *IFAC Proc. Vol.* **1963**, *1*, 142–153. [[CrossRef](#)]
43. Jean B. Lasserre. *Moments, Positive Polynomials and Their Applications*; Imperial College Press: London, UK, 2010; Volume 1.
44. Laurent, M. Sums of Squares, Moment Matrices and Optimization Over Polynomials. In *Emerging Applications of Algebraic Geometry. The IMA Volumes in Mathematics and Its Applications*; Putinar, M., Sullivant, S., Eds.; Springer: New York, NY, USA, 2009; Volume 149, pp. 157–270. [[CrossRef](#)]
45. Löfberg, J. YALMIP: A Toolbox for Modeling and Optimization in MATLAB. In Proceedings of the 2004 IEEE International Conference on Robotics and Automation (IEEE Cat. No.04CH37508), Taipei, Taiwan, 2–4 September 2004.

-
46. MOSEK ApS. The MOSEK Optimization Toolbox for MATLAB Manual, Version 9.0. 2019. Available online: <http://docs.mosek.com/9.0/toolbox/index.html> (accessed on 18 August 2021).
 47. Greco, C.; Rulla, M.; Spagnolo, L. *Laboratorio Sperimentale di Automatica. Applicazioni di Modellistica, Analisi e Controllo*; McGraw-Hill Education: New York, NY, USA, 2003