

Measurement of the Low-Energy Antideuteron Inelastic Cross Section

Original

Measurement of the Low-Energy Antideuteron Inelastic Cross Section / Acharya, S; Adamova, D.; Adolfson, J; Aggarwal, M.; Rinella, G.; Agnello, M.; Agrawal, N; Bufalino, S.; Concas, M.; Grosa, F.; Catalano, F.; Fecchio, P.; Balbino, A.. - In: PHYSICAL REVIEW LETTERS. - ISSN 0031-9007. - STAMPA. - 125:16(2020), p. 162001.
[10.1103/PhysRevLett.125.162001]

Availability:

This version is available at: 11583/2895230 since: 2021-04-18T19:39:53Z

Publisher:

American Physical Society

Published

DOI:10.1103/PhysRevLett.125.162001

Terms of use:

This article is made available under terms and conditions as specified in the corresponding bibliographic description in the repository


Publisher copyright

(Article begins on next page)

Measurement of the Low-Energy Antideuteron Inelastic Cross Section

S. Acharya *et al.**

(A Large Ion Collider Experiment Collaboration)

 (Received 18 June 2020; revised 10 August 2020; accepted 9 September 2020; published 14 October 2020)

In this Letter, we report the first measurement of the inelastic cross section for antideuteron-nucleus interactions at low particle momenta, covering a range of $0.3 \leq p < 4$ GeV/ c . The measurement is carried out using p -Pb collisions at a center-of-mass energy per nucleon–nucleon pair of $\sqrt{s_{\text{NN}}} = 5.02$ TeV, recorded with the ALICE detector at the CERN LHC and utilizing the detector material as an absorber for antideuterons and antiprotons. The extracted raw primary antiparticle-to-particle ratios are compared to the results from detailed ALICE simulations based on the GEANT4 toolkit for the propagation of (anti)particles through the detector material. The analysis of the raw primary (anti)proton spectra serves as a benchmark for this study, since their hadronic interaction cross sections are well constrained experimentally. The first measurement of the inelastic cross section for antideuteron-nucleus interactions averaged over the ALICE detector material with atomic mass numbers $\langle A \rangle = 17.4$ and 31.8 is obtained. The measured inelastic cross section points to a possible excess with respect to the Glauber model parametrization used in GEANT4 in the lowest momentum interval of $0.3 \leq p < 0.47$ GeV/ c up to a factor 2.1. This result is relevant for the understanding of antimatter propagation and the contributions to antinuclei production from cosmic ray interactions within the interstellar medium. In addition, the momentum range covered by this measurement is of particular importance to evaluate signal predictions for indirect dark-matter searches.

DOI: [10.1103/PhysRevLett.125.162001](https://doi.org/10.1103/PhysRevLett.125.162001)

The possible presence of antinuclei in the Milky Way could be explained either by reactions of high-energy cosmic rays with the interstellar medium or by more exotic sources, such as dark-matter annihilation [1]. Some dark-matter models [2–6] predict that low-energy antideuterons are a promising probe for indirect dark-matter searches since the contributions from cosmic-ray interactions in the energy range below 1–2 GeV per nucleon [7–9] are expected to be rather small. For this reason, the search for antinuclei has been intensified in recent years with new satellite and balloon-borne experiments such as AMS-02 [10] and GAPS [11]. So far, only antiprotons have been detected in space [12], and no clear evidence of heavier antinuclei production has been found yet [13,14], but dedicated analyses searching for antideuteron and antihelium are currently ongoing [3,15].

In order to get a reliable baseline for antideuteron production at low energies, realistic models of cosmic-ray transport are necessary. In addition, also the predicted flux of antinuclei from dark-matter annihilation depends on the production mechanism and antinuclei transport properties

within the interstellar medium. There are three main relevant mechanisms that determine the signal and background rates: (i) the antideuteron production, either in p - A and A - A reactions between cosmic rays and the interstellar medium, depending on the element abundance or in dark-matter annihilation processes, (ii) the antideuteron propagation in the galaxy, the heliosphere and the Earth’s atmosphere, and (iii) inelastic processes such as nuclear breakup, charge exchange or annihilation that occur during propagation and in experiments inside the detectors. These three mechanisms must be measured as precisely as possible to interpret correctly any future measurement in satellite and balloon-borne experiments. While the propagation has been constrained by measuring different nuclei from primary and secondary cosmic rays [16–19], accelerator experiments can be used to study the production and the inelastic scattering cross sections.

Antimatter is copiously produced in high-energy collisions of protons and heavy ions [20,21]. This environment is hence well suited to study antinuclei properties. At RHIC, the STAR and PHENIX Collaborations have measured \bar{p} , \bar{d} , ${}^3\bar{\text{He}}$ and ${}^4\bar{\text{He}}$ [22–25] yields employing Au-Au collisions at center-of-mass energies per nucleon-nucleon pair of $\sqrt{s_{\text{NN}}} = 130$ GeV and $\sqrt{s_{\text{NN}}} = 200$ GeV. At the LHC, the ALICE Collaboration has studied \bar{p} , \bar{d} , ${}^3\bar{\text{He}}$, and ${}^4\bar{\text{He}}$ production in pp , p -Pb, and Pb-Pb collisions at center-of-mass energies per nucleon pair from 0.9 to 13 TeV [26–32], and the yields obtained for $A \geq 2$ have

*Full author list given at the end of the article.

Published by the American Physical Society under the terms of the [Creative Commons Attribution 4.0 International license](https://creativecommons.org/licenses/by/4.0/). Further distribution of this work must maintain attribution to the author(s) and the published article’s title, journal citation, and DOI.

been interpreted by means of coalescence or statistical hadronization models [33–36]. The LHC measurements combined with different coalescence models have been employed to estimate the antideuteron and antihelium flux from cosmic-ray interactions measurable by the AMS-02 and GAPS experiments [15,37–39]. Since the inelastic cross sections for antinuclei-nuclei interactions are measured precisely only for \bar{p} but barely known for heavier antinuclei, all the available calculations rely on poorly constrained parametrizations. For antideuterons, the inelastic cross sections have been measured for several materials only for two momentum values, $p = 13.3$ GeV/ c [40] and $p = 25$ GeV/ c [41]. However, the low-momentum range accessible by ALICE ($p \leq 5$ GeV/ c) remains unexplored. For antihelium, no measurement of inelastic cross sections is available.

In this Letter, we present a method to evaluate the inelastic cross section of antinuclei based on the measurement of raw reconstructed antiparticle-to-particle ratios. Using ratios instead of individual particle yields allows us to extract the antideuteron and antiproton cross sections independently from their production cross sections and for a broad momentum range. We report the first measurement of the inelastic cross section for antideuteron-nucleus interactions in the momentum range of $0.3 \leq p < 4$ GeV/ c . The results presented are based on data collected during the 2016 p -Pb LHC run at $\sqrt{s_{NN}} = 5.02$ TeV. The performance of the ALICE detector and the description of its subsystems can be found in [42,43]. Collision events are selected by using the information from the V0 detector, which consists of two plastic scintillator arrays located on both sides of the interaction point at forward and backward pseudorapidities. A simultaneous signal in both arrays was used as a minimum-bias (MB) trigger. In total, about 600×10^6 MB events are selected for further analysis, which correspond to an integrated luminosity of $\mathcal{L}_{\text{int}}^{\text{MB}} = 287 \mu\text{b}^{-1}$, with a relative uncertainty of 3.7% [44].

The charged-particle tracks are reconstructed in the ALICE central barrel with the inner tracking system (ITS) and the time projection chamber (TPC), which are located within a solenoid that provides a homogeneous magnetic field of 0.5 T in the direction of the beam axis. The ITS consists of six cylindrical layers of silicon detectors located at radial distances from the beam axis between 3.9 cm and 43 cm. The TPC extends radially from $r = 85$ cm to $r = 247$ cm, is 5 m long, and was filled with an Ar-CO₂ gas mixture during the 2016 data taking period. These two subsystems provide full azimuthal coverage for charged-particle trajectories in the pseudorapidity range $|\eta_{\text{lab}}| < 0.8$. The selected tracks must fulfill basic quality criteria established in antinuclei analyses in p -Pb collisions [31]. These criteria guarantee a resolution of about 2% on the momentum reconstructed at the primary vertex (p_{primary}) in this analysis.

The TPC is also used for the particle identification (PID) of (anti)protons and (anti)deuterons via their specific energy loss dE/dx in the gas volume, with a resolution of about 5% [45]. The $n(\sigma_i^{\text{TPC}})$ variable represents the PID response in the TPC expressed in terms of the deviation between the measured and expected dE/dx for a particle species i , normalized by the detector resolution σ . The expected dE/dx is computed with a parametrized Bethe-Bloch curve [43]. (Anti)protons and (anti)deuterons are selected by applying the selection criterion $|n(\sigma_i^{\text{TPC}})| < 3$. This selection is sufficient to obtain a purity close to 100% for (anti)protons and (anti)deuterons in the momentum range below 0.7 GeV/ c and 1.4 GeV/ c , respectively. For the momentum range above 0.7 GeV/ c for (anti)protons and 0.9 GeV/ c for (anti)deuterons, the PID is complemented by the time-of-flight (TOF) system, consisting of multigap resistive plate chambers. (Anti)proton and (anti)deuteron candidates selected in the TPC are matched to TOF hits, and fits to the squared-mass distributions are performed for different momentum intervals [31]. The PID purity in all momentum intervals is found to be higher than 88% and 47% for the (anti)proton and (anti)deuteron samples, respectively. The background is subtracted from the squared-mass spectra with a two-component fit [31].

The determination of the inelastic cross section requires precise knowledge of the ALICE detector material. The MC parametrization of the ALICE material budget up to the outer TPC vessel was validated with photon conversion analyses within a precision of $\sim 4.5\%$ [43], and it is shown in the Supplemental Material [46]. The ALICE detector material from the primary interaction point up to the TOF has an average atomic number of $\langle Z \rangle = 14.8$ and a mass number of $\langle A \rangle = 31.8$. For the detector material up to the middle of the TPC, these values amount to $\langle Z \rangle = 8.5$ and $\langle A \rangle = 17.4$. These values have been obtained by weighing the contribution from different materials with their density times the length crossed by particles.

The selected (anti)proton and deuteron candidates include a substantial amount of background from secondary (anti)particles that originate from weak decays of hyperons or from spallation reactions in the detector material. Following the procedure described in [26,47,48], the contribution from secondary (anti)particles is subtracted by performing a fit to the distribution of the measured distance of closest approach (DCA) of track candidates to the primary vertex with templates from Monte Carlo (MC) simulations. In contrast to secondary particles, primary particles point back to the primary vertex; hence, a distinct structure peaked at zero in the DCA distribution characterizes the primary particles. Secondary particles correspond to a flat DCA distribution, and their contribution can therefore be separated [26,28]. The fraction of secondary (anti)protons is found to be around 20% in the lowest momentum interval analyzed ($0.3 \leq p_{\text{primary}} < 0.4$ GeV/ c) and decreases monotonically

down to $\sim 1.5\%$ at high momenta. The main contribution of secondary (anti)protons stems from weak decays. For deuterons, the dominant contribution of secondary particles comes from spallation processes in the detector material that lead to the ejection of fragments such as protons, neutrons, or deuterons. The fraction of secondary deuterons is found to be 23.5% in the lowest momentum interval ($0.5 \leq p_{\text{primary}} < 0.6$ GeV/ c) and to decrease exponentially to negligible values at $p_{\text{primary}} \sim 1.4$ GeV/ c . For antiprotons and antideuterons, the contribution from spallation processes is absent. The feed down from weak decays of hyperons and hypernuclei has a negligible impact on the measured ratios [31,47,49]. Hence, the antideuteron sample is composed entirely from primaries. The total number of selected candidates amounts to 7.57×10^7 protons, 6.52×10^7 antiprotons, 2.52×10^5 deuterons, and 1.98×10^5 antideuterons. The momentum spectra are corrected for the background from secondary particles but not for the detector efficiency or losses of (anti)particles in the detector material, so they are referred to as raw primary spectra.

Figure 1 shows the \bar{p}/p and \bar{d}/d ratios as a function of p_{primary} . The systematic uncertainties due to tracking, particle identification, and contribution from secondaries are considered, and the total uncertainty is obtained as the quadratic sum of the individual contributions. It increases from 1% (2%) at low momentum up to 2% (6%) in the high-momentum region for \bar{p}/p (\bar{d}/d). The uncertainty on the primordial antimatter-to-matter ratio produced in collisions is considered as a global uncertainty. The primordial \bar{p}/p ratio 0.984 ± 0.015 is extrapolated from available measurements [47,48], and, under the assumption that the

(anti)deuteron yield is proportional to the squared yield of (anti)protons [50,51], the primary \bar{d}/d ratio amounts to 0.968 ± 0.030 . These values are used as an input for detailed MC simulations based on the GEANT4 toolkit for the propagation of (anti)particles through the detector material [52]. For the description of antinucleus–nucleus inelastic cross sections, GEANT4 relies on a Glauber calculation convoluted with a MC averaging method [53]. Figure 1 shows that the GEANT4-based simulations are able to describe the \bar{p}/p ratio and are in qualitative agreement with the data for the \bar{d}/d ratio.

The sensitivity of the antiparticle-to-particle ratios to the modifications of elastic and inelastic cross sections was benchmarked with the \bar{p}/p measurement. The (anti)proton cross sections have been measured by various experiments [54–60], and the results are described well by the GEANT4 parametrization. The blue boxes in Fig. 2 indicate the $\pm 1\sigma$ limits for the measured \bar{p}/p ratio, where 1σ corresponds to the quadratic sum of statistical, systematic, and global uncertainties. The green and magenta bands show the simulated ratios with a variation of $\pm 25\%$ of the inelastic antiproton cross section along with the simulations using a default cross section (gray band). Only a variation of the total inelastic cross section has been carried out. The widths of the bands correspond to a quadratic sum of the contributions from two additional variations: (i) the elastic cross sections of protons and antiprotons are changed independently by $\pm 20\%$, which leads to $\lesssim 1.5\%$ modification of the ratio, and (ii) the inelastic proton-nucleus cross section is varied by 3.5%, which is the uncertainty of the GEANT4 parametrizations obtained from fits of the experimental data for this cross section. This variation

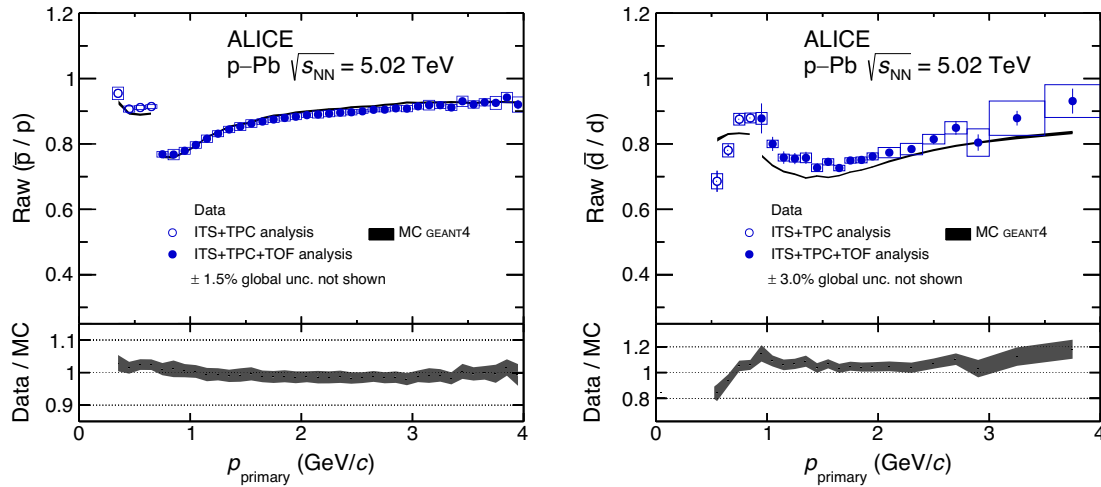


FIG. 1. Raw primary \bar{p}/p (left) and \bar{d}/d (right) ratios as a function of the momentum p_{primary} . Experimental data are shown in blue, and the statistical and systematic uncertainties are shown as vertical bars and boxes. The results from ALICE MC simulations based on GEANT4 using the FTFP_INCLXX_EMV physics list are shown in black. The width of the MC band represents the statistical uncertainty of the simulation. The global uncertainty due to the primordial ratio (1.5% for \bar{p}/p and 3% for \bar{d}/d) is not shown in the top panels. The bottom panels display the ratios of experimental data to MC simulations with statistical, systematic and global uncertainties added in quadrature.

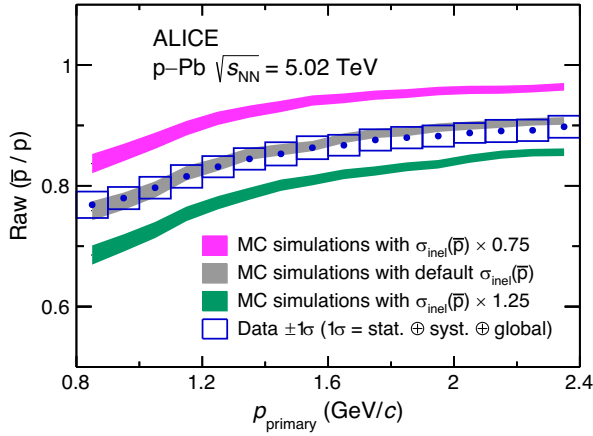


FIG. 2. Raw primary \bar{p}/p ratio as a function of momentum. Blue boxes indicate $\pm 1\sigma$ experimental limits. The results from MC simulations with varied $\sigma_{\text{inel}}(\bar{p})$ are shown as green and magenta bands, and the gray band corresponds to the results with default $\sigma_{\text{inel}}(\bar{p})$. The uncertainties on MC results include the variations of elastic cross sections and the variation of $\sigma_{\text{inel}}(p)$.

yields a modification of about 0.5% in the ratio. These systematic checks demonstrate that the antiparticle-to-particle ratio is mainly sensitive to the variation of the

inelastic cross sections and can therefore be used to measure the antideuteron inelastic cross section.

Extending this recipe, an iterative and momentum-dependent variation of $\sigma_{\text{inel}}(\bar{p})$ within the GEANT4 simulations was carried out to obtain \bar{p}/p ratios that correspond to the $\pm 1\sigma$ and $\pm 2\sigma$ experimental limits. The resulting $\pm 1\sigma$ and $\pm 2\sigma$ limits for $\sigma_{\text{inel}}(\bar{p})$ are presented in panels (a) and (b) of Fig. 3 together with standard GEANT4 parametrizations. Panel (a) refers to the ITS + TPC analysis and hence, corresponds to the inelastic interaction with nuclei that have average charge and mass number $\langle Z \rangle = 8.5$ and $\langle A \rangle = 17.4$; panel (b) refers to the analysis additionally employing the TOF and corresponds to $\langle Z \rangle = 14.8$ and $\langle A \rangle = 31.8$. The inelastic cross sections shown in Fig. 3 are estimated as a function of the momentum p at which the inelastic interaction occurs. Because of the continuous energy loss of the particle inside the detector material, this momentum is lower than p_{primary} reconstructed at the primary vertex. The corresponding correction is estimated using MC simulations by looking at the average values of the annihilation momentum distribution in each p_{primary} interval. The RMS of the distributions is then propagated to the uncertainty of the cross section measurement. The minimum momentum reconstructed at the primary vertex

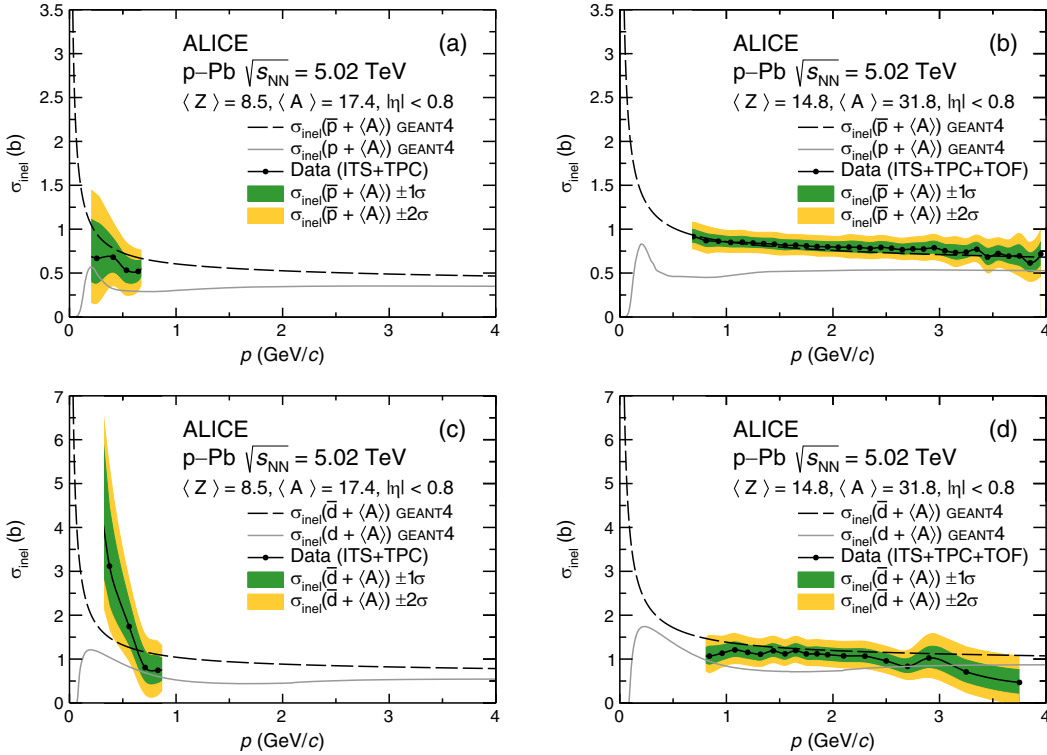


FIG. 3. Inelastic interaction cross section for antiprotons and antideuterons on an average material element of the ALICE detector as a function of the momentum p , at which the interaction occurs. The top row shows the results for antiprotons, the bottom row for antideuterons, and the results from the ITS + TPC (ITS + TPC + TOF) analysis are shown on the left (right). Dashed black lines represent the GEANT4 parametrizations for antinuclei, and full gray lines show the parametrizations for protons and deuterons. The experimental data points are shown connected by solid black lines, with green and orange bands corresponding to ± 1 and $\pm 2\sigma$ constraints from the raw primary ratios.

amounts to $p_{\text{primary}} = 0.3 \text{ GeV}/c$ for antiprotons and to $p_{\text{primary}} = 0.5 \text{ GeV}/c$ for antideuterons, and the energy-loss correction transforms these values to $p = 0.18 \text{ GeV}/c$ and $p = 0.3 \text{ GeV}/c$, correspondingly. For momenta $p > 0.7 \text{ GeV}/c$, the antiproton inelastic cross section is found to be in good agreement with the GEANT4 parametrizations, which, in turn, describe well the existing experimental data [53]. Thus, these results validate the analysis procedure, which then can be applied to (anti) deuterons.

In contrast to antideuterons, the deuteron inelastic cross section was measured on several materials at various momenta [61,62], and the data are well described by GEANT4 parametrizations. The antideuteron inelastic cross section can therefore be constrained via the comparison of the experimental \bar{d}/d ratio and the GEANT4 -based MC simulations with $\sigma_{\text{inel}}(\bar{d})$ varied in a similar way as for antiprotons. For this purpose, the same uncertainties are considered: (i) the variation of elastic cross sections of (anti)deuterons by $\pm 20\%$ that results in $\lesssim 2\%$ deviation for the ratio, (ii) the variation of the inelastic deuteron cross section by 7% that corresponds to the precision of GEANT4 parametrizations ($\lesssim 1\%$ uncertainty), and (iii) the uncertainty from the primordial \bar{d}/d ratio (3.0%).

The resulting upper and lower limits on $\sigma_{\text{inel}}(\bar{d})$ for targets with $\langle Z \rangle = 8.5$, $\langle A \rangle = 17.4$, and $\langle Z \rangle = 14.8$, $\langle A \rangle = 31.8$ are shown in panels (c) and (d) of Fig. 3, respectively. The extracted inelastic cross sections presented here include all inelastic antideuteron processes where the antideuteron is destroyed and represent the first measurement in this low-momentum range.

While the measured $\sigma_{\text{inel}}(\bar{d})$ is found to be in agreement with the GEANT4 implementation within the $0.9 \leq p < 4.0 \text{ GeV}/c$ momentum range, it rises faster than the simulated parametrization in the momentum range $0.3 \leq p < 0.9 \text{ GeV}/c$, reaching a maximal discrepancy of a factor 2.1 in the interval of $0.3 \leq p < 0.47 \text{ GeV}/c$.

These measurements can now help to better understand the antideuteron inelastic processes at low momenta and to improve the parametrization of the inelastic cross section used in GEANT4. Additionally, these results are now available for models of the propagation of antideuterons within the interstellar medium [3,7,38] and will impact the flux expectations at low momentum near Earth.

In summary, we have shown how the ALICE detector can be used as an absorber to study the antinuclei inelastic scattering cross section on detector material. The antiparticle-to-particle ratios method was validated using (anti)protons, and the sensitivity of the ratio to the variation of the inelastic cross section was demonstrated. In this way, the first measurement of the inelastic scattering cross section of antideuterons was performed on an effective target with mean charge number $\langle Z \rangle = 8.5$ and mass number $\langle A \rangle = 17.4$ in the momentum range $0.3 \leq p < 0.9 \text{ GeV}/c$, and with $\langle Z \rangle = 14.8$ and

$\langle A \rangle = 31.8$ in $0.9 \leq p < 4.0 \text{ GeV}/c$. These cross sections can now be used in propagation models of antideuterons within the interstellar medium for dark-matter searches. Future studies of high-statistics pp , p -Pb, and Pb-Pb data collected during the second (2015–2018) and third (scheduled to start in 2021) LHC run campaigns should allow the measurement of inelastic cross sections of heavier antinuclei such as ${}^3\bar{\text{He}}$, and ${}^4\bar{\text{He}}$ in a similar way and the improvement of the current antideuteron results.

The ALICE Collaboration would like to thank all its engineers and technicians for their invaluable contributions to the construction of the experiment and the CERN accelerator teams for the outstanding performance of the LHC complex. The ALICE Collaboration gratefully acknowledges the resources and support provided by all Grid centres and the Worldwide LHC Computing Grid (WLCG) Collaboration. The ALICE Collaboration acknowledges the following funding agencies for their support in building and running the ALICE detector: A. I. Alikhanyan National Science Laboratory (Yerevan Physics Institute) Foundation (ANSL), State Committee of Science and World Federation of Scientists (WFS), Armenia; Austrian Academy of Sciences, Austrian Science Fund (FWF): [M 2467-N36], and Nationalstiftung für Forschung, Technologie und Entwicklung, Austria; Ministry of Communications and High Technologies, National Nuclear Research Center, Azerbaijan; Conselho Nacional de Desenvolvimento Científico e Tecnológico (CNPq), Financiadora de Estudos e Projetos (Finep), Fundação de Amparo à Pesquisa do Estado de São Paulo (FAPESP) and Universidade Federal do Rio Grande do Sul (UFRGS), Brazil; Ministry of Education of China (MOEC), Ministry of Science & Technology of China (MSTC) and National Natural Science Foundation of China (NSFC), China; Ministry of Science and Education and Croatian Science Foundation, Croatia; Centro de Aplicaciones Tecnológicas y Desarrollo Nuclear (CEADEN), Cubaenergía, Cuba; Ministry of Education, Youth and Sports of the Czech Republic, Czech Republic; The Danish Council for Independent Research | Natural Sciences, the VILLUM FONDEN and Danish National Research Foundation (DNRF), Denmark; Helsinki Institute of Physics (HIP), Finland; Commissariat à l’Energie Atomique (CEA) and Institut National de Physique Nucléaire et de Physique des Particules (IN2P3) and Centre National de la Recherche Scientifique (CNRS), France; Bundesministerium für Bildung und Forschung (BMBF) and GSI Helmholtzzentrum für Schwerionenforschung GmbH, Germany; General Secretariat for Research and Technology, Ministry of Education, Research and Religions, Greece; National Research, Development and Innovation Office, Hungary; Department of Atomic Energy Government of India (DAE), Department of Science and Technology,

Government of India (DST), University Grants Commission, Government of India (UGC) and Council of Scientific and Industrial Research (CSIR), India; Indonesian Institute of Science, Indonesia; Centro Fermi —Museo Storico della Fisica e Centro Studi e Ricerche Enrico Fermi and Istituto Nazionale di Fisica Nucleare (INFN), Italy; Institute for Innovative Science and Technology, Nagasaki Institute of Applied Science (IIST), Japanese Ministry of Education, Culture, Sports, Science and Technology (MEXT) and Japan Society for the Promotion of Science (JSPS) KAKENHI, Japan; Consejo Nacional de Ciencia (CONACYT) y Tecnología, through Fondo de Cooperación Internacional en Ciencia y Tecnología (FONCICYT) and Dirección General de Asuntos del Personal Académico (DGAPA), Mexico; Nederlandse Organisatie voor Wetenschappelijk Onderzoek (NWO), Netherlands; The Research Council of Norway, Norway; Commission on Science and Technology for Sustainable Development in the South (COMSATS), Pakistan; Pontificia Universidad Católica del Perú, Peru; Ministry of Science and Higher Education, National Science Centre and WUT ID-UB, Poland; Korea Institute of Science and Technology Information and National Research Foundation of Korea (NRF), Republic of Korea; Ministry of Education and Scientific Research, Institute of Atomic Physics and Ministry of Research and Innovation and Institute of Atomic Physics, Romania; Joint Institute for Nuclear Research (JINR), Ministry of Education and Science of the Russian Federation, National Research Centre Kurchatov Institute, Russian Science Foundation and Russian Foundation for Basic Research, Russia; Ministry of Education, Science, Research and Sport of the Slovak Republic, Slovakia; National Research Foundation of South Africa, South Africa; Swedish Research Council (VR) and Knut & Alice Wallenberg Foundation (KAW), Sweden; European Organization for Nuclear Research, Switzerland; Suranaree University of Technology (SUT), National Science and Technology Development Agency (NSDTA) and Office of the Higher Education Commission under NRU project of Thailand, Thailand; Turkish Atomic Energy Agency (TAEK), Turkey; National Academy of Sciences of Ukraine, Ukraine; Science and Technology Facilities Council (STFC), United Kingdom; National Science Foundation of the USA (NSF) and United States Department of Energy, Office of Nuclear Physics (DOE NP), USA.

[1] M. Cirelli, N. Fornengo, M. Taoso, and A. Vittino, Antihelium from dark matter annihilations, *J. High Energy Phys.* **08** (2014) 009.
 [2] H. Baer and S. Profumo, Low energy antideuterons: Shedding light on dark matter, *J. Cosmol. Astropart. Phys.* **12** (2005) 008.

[3] F. Donato, N. Fornengo, and D. Maurin, Antideuteron fluxes from dark matter annihilation in diffusion models, *Phys. Rev. D* **78**, 043506 (2008).
 [4] J. Silk *et al.*, *Particle Dark Matter: Observations, Models and Searches* (Cambridge University Press, Cambridge, England, 2010).
 [5] A. Ibarra and S. Wild, Prospects of antideuteron detection from dark matter annihilations or decays at AMS-02 and GAPS, *J. Cosmol. Astropart. Phys.* **02** (2013) 021.
 [6] F. Donato, N. Fornengo, and P. Salati, Antideuterons as a signature of supersymmetric dark matter, *Phys. Rev. D* **62**, 043003 (2000).
 [7] R. Duperray, B. Baret, D. Maurin, G. Boudoul, A. Barrau, L. Derome, K. Protasov, and M. Buenerd, Flux of light anti-matter nuclei near Earth, induced by cosmic rays in the Galaxy and in the atmosphere, *Phys. Rev. D* **71**, 083013 (2005).
 [8] N. Fornengo, L. Maccione, and A. Vittino, Dark matter searches with cosmic antideuterons: Status and perspectives, *J. Cosmol. Astropart. Phys.* **09** (2013) 031.
 [9] T. Aramaki *et al.*, Review of the theoretical and experimental status of dark matter identification with cosmic-ray antideuterons, *Phys. Rep.* **618**, 1 (2016).
 [10] A. Kounine (AMS Collaboration), The alpha magnetic spectrometer on the international space station, *Int. J. Mod. Phys. E* **21**, 1230005 (2012).
 [11] C. J. Hailey (GAPS Collaboration), An indirect search for dark matter using antideuterons: The GAPS experiment, *New J. Phys.* **11**, 105022 (2009).
 [12] M. Aguilar *et al.* (AMS Collaboration), Antiproton Flux, Antiproton-to-Proton Flux Ratio, and Properties of Elementary Particle Fluxes in Primary Cosmic Rays Measured with the Alpha Magnetic Spectrometer on the International Space Station, *Phys. Rev. Lett.* **117**, 091103 (2016).
 [13] H. Fuke *et al.*, Search for Cosmic-Ray Antideuterons, *Phys. Rev. Lett.* **95**, 081101 (2005).
 [14] K. Abe *et al.* (BESS Collaboration), Search for Antihelium with the BESS-Polar Spectrometer, *Phys. Rev. Lett.* **108**, 131301 (2012).
 [15] M. Korsmeier, F. Donato, and N. Fornengo, Prospects to verify a possible dark matter hint in cosmic antiprotons with antideuterons and antihelium, *Phys. Rev. D* **97**, 103011 (2018).
 [16] I. V. Moskalenko and A. W. Strong, Production and propagation of cosmic ray positrons and electrons, *Astrophys. J.* **493**, 694 (1998).
 [17] A. W. Strong, I. V. Moskalenko, and V. S. Ptuskin, Cosmic-ray propagation and interactions in the Galaxy, *Annu. Rev. Nucl. Part. Sci.* **57**, 285 (2007).
 [18] M. J. Boschini *et al.*, Solution of heliospheric propagation: Unveiling the local interstellar spectra of cosmic ray species, *Astrophys. J.* **840**, 115 (2017).
 [19] M. J. Boschini *et al.*, Deciphering the local interstellar spectra of primary cosmic-ray species with HelMod, *Astrophys. J.* **858**, 61 (2018).
 [20] T. Armstrong *et al.* (E864 Collaboration), Anti-Deuteron Yield at the AGS and Coalescence Implications, *Phys. Rev. Lett.* **85**, 2685 (2000).
 [21] T. Anticic *et al.* (NA49 Collaboration), Antideuteron and deuteron production in mid-central Pb + Pb collisions at 158A GeV, *Phys. Rev. C* **85**, 044913 (2012).

- [22] H. Agakishiev *et al.* (STAR Collaboration), Observation of the antimatter helium-4 nucleus, *Nature (London)* **473**, 353 (2011); Erratum, *Nature (London)* **475**, 412 (2011).
- [23] J. Adam *et al.* (STAR Collaboration), Beam energy dependence of (anti-)deuteron production in Au + Au collisions at the BNL Relativistic Heavy Ion Collider, *Phys. Rev. C* **99**, 064905 (2019).
- [24] S. S. Adler *et al.* (PHENIX Collaboration), Deuteron and Antideuteron Production in Au + Au Collisions at $\sqrt{s_{NN}} = 200$ GeV, *Phys. Rev. Lett.* **94**, 122302 (2005).
- [25] C. Adler *et al.* (STAR Collaboration), \bar{d} and ${}^3\text{He}$ Production in $\sqrt{s_{NN}} = 130$ GeV Au + Au Collisions, *Phys. Rev. Lett.* **87**, 262301 (2001); Erratum, *Phys. Rev. Lett.* **87**, 279902 (2001).
- [26] J. Adam *et al.* (ALICE Collaboration), Production of light nuclei and anti-nuclei in pp and Pb-Pb collisions at energies available at the CERN Large Hadron Collider, *Phys. Rev. C* **93**, 024917 (2016).
- [27] J. Adam *et al.* (ALICE Collaboration), Precision measurement of the mass difference between light nuclei and anti-nuclei, *Nat. Phys.* **11**, 811 (2015).
- [28] S. Acharya *et al.* (ALICE Collaboration), Production of deuterons, tritons, ${}^3\text{He}$ nuclei and their antinuclei in pp collisions at $\sqrt{s} = 0.9, 2.76$ and 7 TeV, *Phys. Rev. C* **97**, 024615 (2018).
- [29] S. Acharya *et al.* (ALICE Collaboration), Production of ${}^4\text{He}$ and ${}^4\bar{\text{He}}$ in Pb-Pb collisions at $\sqrt{s_{NN}} = 2.76$ TeV at the LHC, *Nucl. Phys.* **A971**, 1 (2018).
- [30] S. Acharya *et al.* (ALICE Collaboration), Multiplicity dependence of (anti-)deuteron production in pp collisions at $\sqrt{s} = 7$ TeV, *Phys. Lett. B* **794**, 50 (2019).
- [31] S. Acharya *et al.* (ALICE Collaboration), Multiplicity dependence of light (anti-)nuclei production in p-Pb collisions at $\sqrt{s_{NN}} = 5.02$ TeV, *Phys. Lett. B* **800**, 135043 (2020).
- [32] S. Acharya *et al.* (ALICE Collaboration), (Anti-)Deuteron production in pp collisions at $\sqrt{s} = 13$ TeV, *Eur. Phys. J. C* **80**, 889 (2020).
- [33] A. Schwarzschild and C. Zupancic, Production of tritons, deuterons, nucleons, and mesons by 30-GeV protons on A-1, Be, and Fe targets, *Phys. Rev.* **129**, 854 (1963).
- [34] J. I. Kapusta, Mechanisms for deuteron production in relativistic nuclear collisions, *Phys. Rev. C* **21**, 1301 (1980).
- [35] K.-J. Sun, C. M. Ko, and B. Dönigus, Suppression of light nuclei production in collisions of small systems at the Large Hadron Collider, *Phys. Lett. B* **792**, 132 (2019).
- [36] F. Bellini and A. P. Kalweit, Testing production scenarios for (anti-)(hyper-)nuclei and exotica at energies available at the CERN Large Hadron Collider, *Phys. Rev. C* **99**, 054905 (2019).
- [37] M. Kachelrieß, S. Ostapchenko, and J. Tjemsland, Alternative coalescence model for deuteron, tritium, helium-3 and their antinuclei, *Eur. Phys. J. A* **56**, 4 (2020).
- [38] M. Kachelrieß, S. Ostapchenko, and J. Tjemsland, Revisiting cosmic ray antinuclei fluxes with a new coalescence mode, *J. Cosmol. Astropart. Phys.* **08** (2020) 048.
- [39] K. Blum, K. C. Y. Ng, R. Sato, and M. Takimoto, Cosmic rays, antihelium, and an old navy spotlight, *Phys. Rev. D* **96**, 103021 (2017).
- [40] S. P. Denisov, S. V. Donskov, Yu. P. Gorin, V. A. Kachanov, V. M. Kutjin, A. I. Petrukhin, Yu. D. Prokoshkin, E. A. Razuvaev, R. S. Shuvalov, and D. A. Stojanova, Measurements of anti-deuteron absorption and stripping cross sections at the momentum 13.3 GeV/c, *Nucl. Phys.* **B31**, 253 (1971).
- [41] F. G. Binon *et al.*, Absorption cross-sections of 25 GeV/c antideuterons in Li, C, Al, Cu and Pb, *Phys. Lett.* **31B**, 230 (1970).
- [42] K. Aamodt *et al.* (ALICE Collaboration), The ALICE experiment at the CERN LHC, *J. Instrum.* **3**, S08002 (2008).
- [43] B. Abelev *et al.* (ALICE Collaboration), Performance of the ALICE experiment at the CERN LHC, *Int. J. Mod. Phys. A* **29**, 1430044 (2014).
- [44] B. Abelev *et al.* (ALICE Collaboration), Measurement of visible cross sections in proton-lead collisions at $\sqrt{s_{NN}} = 5.02$ TeV in van der Meer scans with the ALICE detector, *J. Instrum.* **9**, P11003 (2014).
- [45] J. Alme *et al.* (ALICE-TPC Collaboration), The ALICE TPC, a large 3-dimensional tracking device with fast readout for ultra-high multiplicity events, *Nucl. Instrum. Methods Phys. Res., Sect. A* **622**, 316 (2010).
- [46] See Supplemental Material at <http://link.aps.org/supplemental/10.1103/PhysRevLett.125.162001> for cumulative distribution of the material in the ALICE apparatus.
- [47] E. Abbas *et al.* (ALICE Collaboration), Mid-rapidity anti-baryon to baryon ratios in pp collisions at $\sqrt{s} = 0.9, 2.76$ and 7 TeV measured by ALICE, *Eur. Phys. J. C* **73**, 2496 (2013).
- [48] K. Aamodt *et al.* (ALICE Collaboration), Midrapidity Antiproton-to-Proton Ratio in pp Collisions at $\sqrt{s} = 0.9$ and 7 TeV Measured by the ALICE Experiment, *Phys. Rev. Lett.* **105**, 072002 (2010).
- [49] J. Adam *et al.* (ALICE Collaboration), ${}^3_{\Lambda}\text{H}$ and ${}^3_{\Lambda}\bar{\text{H}}$ production in Pb-Pb collisions at $\sqrt{s_{NN}} = 2.76$ TeV, *Phys. Lett. B* **754**, 360 (2016).
- [50] S. T. Butler and C. A. Pearson, Deuterons from high-energy proton bombardment of matter, *Phys. Rev.* **129**, 836 (1963).
- [51] R. Scheibl and U. W. Heinz, Coalescence and flow in ultrarelativistic heavy ion collisions, *Phys. Rev. C* **59**, 1585 (1999).
- [52] S. Agostinelli *et al.* (GEANT4 Collaboration), GEANT4: A Simulation toolkit, *Nucl. Instrum. Methods Phys. Res., Sect. A* **506**, 250 (2003).
- [53] V. Uzhinsky, J. Apostolakis, A. Galoyan, G. Folger, V. M. Grichine, V. N. Ivanchenko, and D. H. Wright, Antinucleus-nucleus cross sections implemented in GEANT4, *Phys. Lett. B* **705**, 235 (2011).
- [54] V. F. Kuzichev, Yu. B. Lepikhin, and V. A. Smirnitsky, The Anti-proton—nuclei annihilation cross-section at the momentum range from 0.70 GeV/c to 2.5 GeV/c, *Nucl. Phys.* **A576**, 581 (1994).
- [55] A. Bianconi *et al.*, Measurement of the antiproton-nucleus annihilation cross section at 5.3 MeV, *Phys. Lett. B* **704**, 461 (2011).
- [56] P. Schwaller, M. Pepin, B. Favier, C. Richard-Serre, D. F. Measday, and P. U. Renberg, Proton total cross-sections on ${}^1\text{H}$, ${}^2\text{H}$, ${}^4\text{He}$, ${}^9\text{Be}$, C and O in the energy range 180 MeV to 560 MeV, *Nucl. Phys.* **A316**, 317 (1979).

- [57] W. Bauhoff, Tables of reaction and total cross sections for proton-nucleus scattering below 1 GeV, *At. Data Nucl. Data Tables* **35**, 429 (1986).
- [58] B. M. Bobchenko *et al.*, Measurement of total inelastic cross-sections from proton interactions with nuclei in the momentum range from 5 GeV/c to 9 GeV/c and pi-mesons with nuclei in the momentum range from 1.75 GeV/c to 6.5 GeV/c, *Yad. Fiz.* **30**, 1553 (1979); [*Sov. J. Nucl. Phys.* **30** 805 (1979)].
- [59] K. Nakamura, J. Chiba, T. Fujii, H. Iwasaki, T. Kageyama, S. Kuribayashi, T. Sumiyoshi, T. Takeda, H. Ikeda, and Y. Takada, Absorption and Forward Scattering of Anti-Protons by C, Al, and Cu Nuclei in the Region 470 MeV/c–880 MeV/c, *Phys. Rev. Lett.* **52**, 731 (1984).
- [60] V. Ashford, M. E. Sainio, M. Sakitt, J. Skelly, R. Debbe, W. Fickinger, R. Marino, and D. K. Robinson, Low-energy anti-proton nuclear absorption cross-sections, *Phys. Rev. C* **31**, 663 (1985).
- [61] A. Auce, R. F. Carlson, A. J. Cox, A. Ingemarsson, R. Johansson, P. U. Renberg, O. Sundberg, and G. Tibell, Reaction cross-sections for 38, 65, and 97 MeV deuterons on targets from ^9Be to ^{208}Pb , *Phys. Rev. C* **53**, 2919 (1996).
- [62] J. Jaros *et al.*, Nucleus-nucleus total cross-sections for light nuclei at 1.55 GeV/c/nucleon and 2.89 GeV/c/nucleon, *Phys. Rev. C* **18**, 2273 (1978).

S. Acharya,¹⁴¹ D. Adamová,⁹⁵ A. Adler,⁷⁴ J. Adolfsson,⁸¹ M. M. Aggarwal,¹⁰⁰ G. Aglieri Rinella,³⁴ M. Agnello,³⁰ N. Agrawal,^{10,54} Z. Ahammed,¹⁴¹ S. Ahmad,¹⁶ S. U. Ahn,⁷⁶ Z. Akbar,⁵¹ A. Akindinov,⁹² M. Al-Turany,¹⁰⁷ S. N. Alam,^{40,141} D. S. D. Albuquerque,¹²² D. Aleksandrov,⁸⁸ B. Alessandro,⁵⁹ H. M. Alfanda,⁶ R. Alfaro Molina,⁷¹ B. Ali,¹⁶ Y. Ali,¹⁴ A. Alici,^{10,26a,26b,54} N. Alizadehvandchali,¹²⁵ A. Alkin,^{2,34} J. Alme,²¹ T. Alt,⁶⁸ L. Altenkamper,²¹ I. Altsybeev,¹¹³ M. N. Anaam,⁶ C. Andrei,⁴⁸ D. Andreou,³⁴ A. Andronic,¹⁴⁴ M. Angeletti,³⁴ V. Anguelov,¹⁰⁴ C. Anson,¹⁵ T. Antičić,¹⁰⁸ F. Antinori,⁵⁷ P. Antonioli,⁵⁴ N. Apadula,⁸⁰ L. Aphecetche,¹¹⁵ H. Appelshäuser,⁶⁸ S. Arcelli,^{26a,26b} R. Arnaldi,⁵⁹ M. Arratia,⁸⁰ I. C. Arsene,²⁰ M. Arslanodk,¹⁰⁴ A. Augustinus,³⁴ R. Averbeck,¹⁰⁷ S. Aziz,⁷⁸ M. D. Azmi,¹⁶ A. Badalà,⁵⁶ Y. W. Baek,⁴¹ S. Bagnasco,⁵⁹ X. Bai,¹⁰⁷ R. Bailhache,⁶⁸ R. Bala,¹⁰¹ A. Balbino,³⁰ A. Baldisseri,¹³⁷ M. Ball,⁴³ S. Balouza,¹⁰⁵ D. Banerjee,^{3a,3b} R. Barbera,^{27a,27b} L. Barioglio,^{25a,25b} G. G. Barnaföldi,¹⁴⁵ L. S. Barnby,⁹⁴ V. Barret,¹³⁴ P. Bartalini,⁶ C. Bartels,¹²⁷ K. Barth,³⁴ E. Bartsch,⁶⁸ F. Baruffaldi,^{28a,28b} N. Bastid,¹³⁴ S. Basu,¹⁴³ G. Batigne,¹¹⁵ B. Batyunya,⁷⁵ D. Bauri,⁴⁹ J. L. Bazo Alba,¹¹² I. G. Bearden,⁸⁹ C. Beattie,¹⁴⁶ C. Bedda,⁶³ N. K. Behera,⁶¹ I. Belikov,¹³⁶ A. D. C. Bell Hechavarría,¹⁴⁴ F. Bellini,³⁴ R. Bellwied,¹²⁵ V. Belyaev,⁹³ G. Bencedi,¹⁴⁵ S. Beole,^{25a,25b} A. Bercuci,⁴⁸ Y. Berdnikov,⁹⁸ D. Berenyi,¹⁴⁵ R. A. Bertens,¹³⁰ D. Berzano,⁵⁹ M. G. Besoiu,⁶⁷ L. Betev,³⁴ A. Bhasin,¹⁰¹ I. R. Bhat,¹⁰¹ M. A. Bhat,^{3a,3b} H. Bhatt,⁴⁹ B. Bhattacharjee,⁴² A. Bianchi,^{25a,25b} L. Bianchi,^{25a,25b} N. Bianchi,⁵² J. Bielčik,³⁷ J. Bielčiková,⁹⁵ A. Bilandzic,¹⁰⁵ G. Biro,¹⁴⁵ R. Biswas,^{3a,3b} S. Biswas,^{3a,3b} J. T. Blair,¹¹⁹ D. Blau,⁸⁸ C. Blume,⁶⁸ G. Boca,¹³⁹ F. Bock,⁹⁶ A. Bogdanov,⁹³ S. Boi,^{23a,23b} J. Bok,⁶¹ L. Boldizsár,¹⁴⁵ A. Bolozdynya,⁹³ M. Bombara,³⁸ G. Bonomi,¹⁴⁰ H. Borel,¹³⁷ A. Borissov,⁹³ H. Bossi,¹⁴⁶ E. Botta,^{25a,25b} L. Bratrud,⁶⁸ P. Braun-Munzinger,¹⁰⁷ M. Bregant,¹²¹ M. Broz,³⁷ E. Bruna,⁵⁹ G. E. Bruno,^{33a,33b,106} M. D. Buckland,¹²⁷ D. Budnikov,¹⁰⁹ H. Buesching,⁶⁸ S. Bufalino,³⁰ O. Bugnon,¹¹⁵ P. Buhler,¹¹⁴ P. Buncic,³⁴ Z. Buthelezi,^{72,131} J. B. Butt,¹⁴ S. A. Bysiak,¹¹⁸ D. Caffarri,⁹⁰ A. Caliva,¹⁰⁷ E. Calvo Villar,¹¹² J. M. M. Camacho,¹²⁰ R. S. Camacho,⁴⁵ P. Camerini,^{24a,24b} F. D. M. Canedo,¹²¹ A. A. Capon,¹¹⁴ F. Carnesecci,^{26a,26b} R. Caron,¹³⁷ J. Castillo Castellanos,¹³⁷ A. J. Castro,¹³⁰ E. A. R. Casula,⁵⁵ F. Catalano,³⁰ C. Ceballos Sanchez,⁷⁵ P. Chakraborty,⁴⁹ S. Chandra,¹⁴¹ W. Chang,⁶ S. Chapeland,³⁴ M. Chartier,¹²⁷ S. Chattopadhyay,¹⁴¹ S. Chattopadhyay,¹¹⁰ A. Chauvin,^{23a,23b} C. Cheshkov,¹³⁵ B. Cheynis,¹³⁵ V. Chibante Barroso,³⁴ D. D. Chinellato,¹²² S. Cho,⁶¹ P. Chochula,³⁴ T. Chowdhury,¹³⁴ P. Christakoglou,⁹⁰ C. H. Christensen,⁸⁹ P. Christiansen,⁸¹ T. Chujo,¹³³ C. Cicalo,⁵⁵ L. Cifarelli,^{10,26a,26b} L. D. Cilladi,^{25a,25b} F. Cindolo,⁵⁴ M. R. Ciupek,¹⁰⁷ G. Clai,^{54,b} J. Cleymans,¹²⁴ F. Colamaria,⁵³ D. Colella,⁵³ A. Collu,⁸⁰ M. Colocci,^{26a,26b} M. Concas,^{59,c} G. Conesa Balbastre,⁷⁹ Z. Conesa del Valle,⁷⁸ G. Contin,^{24a,24b,60} J. G. Contreras,³⁷ T. M. Cormier,⁹⁶ Y. Corrales Morales,^{25a,25b} P. Cortese,³¹ M. R. Cosentino,¹²³ F. Costa,³⁴ S. Costanza,¹³⁹ P. Crochet,¹³⁴ E. Cuautle,⁶⁹ P. Cui,⁶ L. Cunqueiro,⁹⁶ D. Dabrowski,¹⁴² T. Dahms,¹⁰⁵ A. Dainese,⁵⁷ F. P. A. Damas,^{115,137} M. C. Danisch,¹⁰⁴ A. Danu,⁶⁷ D. Das,¹¹⁰ I. Das,¹¹⁰ P. Das,⁸⁶ P. Das,^{3a,3b} S. Das,^{3a,3b} A. Dash,⁸⁶ S. Dash,⁴⁹ S. De,⁸⁶ A. De Caro,^{29a,29b} G. de Cataldo,⁵³ J. de Cuveland,³⁹ A. De Falco,^{23a,23b} D. De Gruttola,¹⁰ N. De Marco,⁵⁹ S. De Pasquale,^{29a,29b} S. Deb,⁵⁰ H. F. Degenhardt,¹²¹ K. R. Deja,¹⁴² A. Deloff,⁸⁵ S. Delsanto,^{25a,25b,131} W. Deng,⁶ P. Dhankher,⁴⁹ D. Di Bari,^{33a,33b} A. Di Mauro,³⁴ R. A. Diaz,⁸ T. Dietel,¹²⁴ P. Dillenseger,⁶⁸ Y. Ding,⁶ R. Divià,³⁴ D. U. Dixit,¹⁹ Ø. Djuvsland,²¹ U. Dmitrieva,⁶² A. Dobrin,⁶⁷ B. Dönigus,⁶⁸ O. Dordic,²⁰ A. K. Dubey,¹⁴¹ A. Dubla,^{90,107} S. Dudi,¹⁰⁰ M. Dukhishyam,⁸⁶ P. Dupieux,¹³⁴ R. J. Ehlers,⁹⁶ V. N. Eikeland,²¹ D. Elia,⁵³ B. Erazmus,¹¹⁵ F. Erhardt,⁹⁹ A. Erokhin,¹¹³ M. R. Ersdal,²¹ B. Espagnon,⁷⁸ G. Eulisse,³⁴ D. Evans,¹¹¹ S. Evdokimov,⁹¹ L. Fabbietti,¹⁰⁵ M. Faggin,^{28a,28b} J. Faivre,⁷⁹ F. Fan,⁶ A. Fantoni,⁵² M. Fasel,⁹⁶ P. Fedchio,³⁰ A. Feliciello,⁵⁹

G. Feofilov,¹¹³ A. Fernández Téllez,⁴⁵ A. Ferrero,¹³⁷ A. Ferretti,^{25a,25b} A. Festanti,³⁴ V. J. G. Feuillard,¹⁰⁴ J. Figiel,¹¹⁸ S. Filchagin,¹⁰⁹ D. Finogeev,⁶² F. M. Fionda,²¹ G. Fiorenza,⁵³ F. Flor,¹²⁵ A. N. Flores,¹¹⁹ S. Foertsch,⁷² P. Foka,¹⁰⁷ S. Fokin,⁸⁸ E. Fragiaco,⁶⁰ U. Frankenfeld,¹⁰⁷ U. Fuchs,³⁴ C. Furget,⁷⁹ A. Furs,⁶² M. Fusco Girard,^{29a,29b} J. J. Gaardhøje,⁸⁹ M. Gagliardi,^{25a,25b} A. M. Gago,¹¹² A. Gal,¹³⁶ C. D. Galvan,¹²⁰ P. Ganoti,⁸⁴ C. Garabatos,¹⁰⁷ J. R. A. Garcia,⁴⁵ E. Garcia-Solis,¹¹ K. Garg,¹¹⁵ C. Gargiulo,³⁴ A. Garibli,⁸⁷ K. Garner,¹⁴⁴ P. Gasik,^{105,107} E. F. Gauger,¹¹⁹ M. B. Gay Ducati,⁷⁰ M. Germain,¹¹⁵ J. Ghosh,¹¹⁰ P. Ghosh,¹⁴¹ S. K. Ghosh,^{3a,3b} M. Giacalone,^{26a,26b} P. Gianotti,⁵² P. Giubellino,^{59,107} P. Giubilato,^{28a,28b} A. M. C. Glaenger,¹³⁷ P. Glässel,¹⁰⁴ A. Gomez Ramirez,⁷⁴ V. Gonzalez,^{107,143} L. H. González-Trueba,⁷¹ S. Gorbunov,³⁹ L. Görlich,¹¹⁸ A. Goswami,⁴⁹ S. Gotovac,³⁵ V. Grabski,⁷¹ L. K. Graczykowski,¹⁴² K. L. Graham,¹¹¹ L. Greiner,⁸⁰ A. Grelli,⁶³ C. Grigoras,³⁴ V. Grigoriev,⁹³ A. Grigoryan,¹ S. Grigoryan,⁷⁵ O. S. Groettvik,²¹ F. Grosa,^{30,59} J. F. Grosse-Oetringhaus,³⁴ R. Grosso,¹⁰⁷ R. Guernane,⁷⁹ M. Guittiere,¹¹⁵ K. Gulbrandsen,⁸⁹ T. Gunji,¹³² A. Gupta,¹⁰¹ R. Gupta,¹⁰¹ I. B. Guzman,⁴⁵ R. Haake,¹⁴⁶ M. K. Habib,¹⁰⁷ C. Hadjidakis,⁷⁸ H. Hamagaki,⁸² G. Hamar,¹⁴⁵ M. Hamid,⁶ R. Hannigan,¹¹⁹ M. R. Haque,^{63,86} A. Harlenderova,¹⁰⁷ J. W. Harris,¹⁴⁶ A. Harton,¹¹ J. A. Hasenbichler,³⁴ H. Hassan,⁹⁶ Q. U. Hassan,¹⁴ D. Hatzifotiadou,^{10,54} P. Hauer,⁴³ L. B. Havener,¹⁴⁶ S. Hayashi,¹³² S. T. Heckel,¹⁰⁵ E. Hellbär,⁶⁸ H. Helstrup,³⁶ A. Herghelegiu,⁴⁸ T. Herman,³⁷ E. G. Hernandez,⁴⁵ G. Herrera Corral,⁹ F. Herrmann,¹⁴⁴ K. F. Hetland,³⁶ H. Hillemanns,³⁴ C. Hills,¹²⁷ B. Hippolyte,¹³⁶ B. Hohlweger,¹⁰⁵ J. Honermann,¹⁴⁴ D. Horak,³⁷ A. Hornung,⁶⁸ S. Hornung,¹⁰⁷ R. Hosokawa,^{15,133} P. Hristov,³⁴ C. Huang,⁷⁸ C. Hughes,¹³⁰ P. Huhn,⁶⁸ T. J. Humanic,⁹⁷ H. Hushnud,¹¹⁰ L. A. Husova,¹⁴⁴ N. Hussain,⁴² S. A. Hussain,¹⁴ D. Hutter,³⁹ J. P. Iddon,^{34,127} R. Ilkaev,¹⁰⁹ H. Ilyas,¹⁴ M. Inaba,¹³³ G. M. Innocenti,³⁴ M. Ippolitov,⁸⁸ A. Isakov,⁹⁵ M. S. Islam,¹¹⁰ M. Ivanov,¹⁰⁷ V. Ivanov,⁹⁸ V. Izucheev,⁹¹ B. Jacak,⁸⁰ N. Jacazio,^{34,54} P. M. Jacobs,⁸⁰ S. Jadlovská,¹¹⁷ J. Jádlovský,¹¹⁷ S. Jaelani,⁶³ C. Jahnke,¹²¹ M. J. Jakubowska,¹⁴² M. A. Janik,¹⁴² T. Janson,⁷⁴ M. Jercic,⁹⁹ O. Jevons,¹¹¹ M. Jin,¹²⁵ F. Jonas,^{96,144} P. G. Jones,¹¹¹ J. Jung,⁶⁸ M. Jung,⁶⁸ A. Jusko,¹¹¹ P. Kalinak,⁶⁴ A. Kalweit,³⁴ V. Kaplin,⁹³ S. Kar,⁶ A. Karasu Uysal,⁷⁷ D. Karatovic,⁹⁹ O. Karavichev,⁶² T. Karavicheva,⁶² P. Karczmarczyk,¹⁴² E. Karpechev,⁶² A. Kazantsev,⁸⁸ U. Keschull,⁷⁴ R. Keidel,⁴⁷ M. Keil,³⁴ B. Ketzer,⁴³ Z. Khabanova,⁹⁰ A. M. Khan,⁶ S. Khan,¹⁶ A. Khanzadeev,⁹⁸ Y. Kharlov,⁹¹ A. Khatun,¹⁶ A. Khuntia,¹¹⁸ B. Kileng,³⁶ B. Kim,⁶¹ B. Kim,¹³³ D. Kim,¹⁴⁷ D. J. Kim,¹²⁶ E. J. Kim,⁷³ H. Kim,¹⁷ J. Kim,¹⁴⁷ J. S. Kim,⁴¹ J. Kim,¹⁰⁴ J. Kim,¹⁴⁷ J. Kim,⁷³ M. Kim,¹⁰⁴ S. Kim,¹⁸ T. Kim,¹⁴⁷ T. Kim,¹⁴⁷ S. Kirsch,⁶⁸ I. Kisel,³⁹ S. Kiselev,⁹² A. Kisiel,¹⁴² J. L. Klay,⁵ C. Klein,⁶⁸ J. Klein,^{34,59} S. Klein,⁸⁰ C. Klein-Bösing,¹⁴⁴ M. Kleiner,⁶⁸ A. Kluge,³⁴ M. L. Knichel,³⁴ A. G. Knospe,¹²⁵ C. Kobdaj,¹¹⁶ M. K. Köhler,¹⁰⁴ T. Kollegger,¹⁰⁷ A. Kondratyev,⁷⁵ N. Kondratyeva,⁹³ E. Kondratyuk,⁹¹ J. König,⁶⁸ S. A. Königstorfer,¹⁰⁵ P. J. Konopka,³⁴ G. Kornakov,¹⁴² L. Koska,¹¹⁷ O. Kovalenko,⁸⁵ V. Kovalenko,¹¹³ M. Kowalski,¹¹⁸ I. Králik,⁶⁴ A. Kravčáková,³⁸ L. Kreis,¹⁰⁷ M. Krivda,^{64,111} F. Krizek,⁹⁵ K. Krizkova Gajdosova,³⁷ M. Krüger,⁶⁸ E. Kryshen,⁹⁸ M. Krzewicki,³⁹ A. M. Kubera,⁹⁷ V. Kučera,^{34,61} C. Kuhn,¹³⁶ P. G. Kuijper,⁹⁰ L. Kumar,¹⁰⁰ S. Kundu,⁸⁶ P. Kurashvili,⁸⁵ A. Kurepin,⁶² A. B. Kurepin,⁶² A. Kuryakin,¹⁰⁹ S. Kushpil,⁹⁵ J. Kvapil,¹¹¹ M. J. Kweon,⁶¹ J. Y. Kwon,⁶¹ Y. Kwon,¹⁴⁷ S. L. La Pointe,³⁹ P. La Rocca,^{27a,27b} Y. S. Lai,⁸⁰ M. Lamanna,³⁴ R. Langoy,¹²⁹ K. Lapidus,³⁴ A. Lardeux,²⁰ P. Larionov,⁵² E. Laudí,³⁴ R. Lavicka,³⁷ T. Lazareva,¹¹³ R. Lea,^{24a,24b} L. Leardini,¹⁰⁴ J. Lee,¹³³ S. Lee,¹⁴⁷ S. Lehner,¹¹⁴ J. Lehrbach,³⁹ R. C. Lemmon,⁹⁴ I. León Monzón,¹²⁰ E. D. Lesser,¹⁹ M. Lettrich,³⁴ P. Lévai,¹⁴⁵ X. Li,¹² X. L. Li,⁶ J. Lien,¹²⁹ R. Lietava,¹¹¹ B. Lim,¹⁷ V. Lindenstruth,³⁹ A. Lindner,⁴⁸ C. Lippmann,¹⁰⁷ M. A. Lisa,⁹⁷ A. Liu,¹⁹ J. Liu,¹²⁷ S. Liu,⁹⁷ W. J. Llope,¹⁴³ I. M. Lofnes,²¹ V. Loginov,⁹³ C. Loizides,⁹⁶ P. Loncar,³⁵ J. A. Lopez,¹⁰⁴ X. Lopez,¹³⁴ E. López Torres,⁸ J. R. Luhder,¹⁴⁴ M. Lunardon,^{28a,28b} G. Luparello,⁶⁰ Y. G. Ma,⁴⁰ A. Maevskaya,⁶² M. Mager,³⁴ S. M. Mahmood,²⁰ T. Mahmoud,⁴³ A. Maire,¹³⁶ R. D. Majka,^{146a} M. Malaev,⁹⁸ Q. W. Malik,²⁰ L. Malinina,^{75,d} D. Mal'Kevich,⁹² P. Malzacher,¹⁰⁷ G. Mandaglio,^{32,56} V. Manko,⁸⁸ F. Manso,¹³⁴ V. Manzari,⁵³ Y. Mao,⁶ M. Marchisone,¹³⁵ J. Mareš,⁶⁶ G. V. Margagliotti,^{24a,24b} A. Margotti,⁵⁴ A. Marín,¹⁰⁷ C. Markert,¹¹⁹ M. Marquard,⁶⁸ C. D. Martin,^{24a,24b} N. A. Martin,¹⁰⁴ P. Martinengo,³⁴ J. L. Martinez,¹²⁵ M. I. Martínez,⁴⁵ G. Martínez García,¹¹⁵ S. Masciocchi,¹⁰⁷ M. Maserà,^{25a,25b} A. Masoni,⁵⁵ L. Massacrier,⁷⁸ E. Masson,¹¹⁵ A. Mastroserio,^{53,138} A. M. Mathis,¹⁰⁵ O. Matonoha,⁸¹ P. F. T. Matuoka,¹²¹ A. Matyja,¹¹⁸ C. Mayer,¹¹⁸ F. Mazzaschi,^{25a,25b} M. Mazzilli,⁵³ M. A. Mazzoni,⁵⁸ A. F. Mechler,⁶⁸ F. Meddi,^{22a,22b} Y. Melikyan,^{62,93} A. Menchaca-Rocha,⁷¹ C. Mengke,⁶ E. Meninno,^{29a,29b,114} A. S. Menon,¹²⁵ M. Meres,¹³ S. Mhlanga,¹²⁴ Y. Miake,¹³³ L. Micheletti,^{25a,25b} L. C. Migliorin,¹³⁵ D. L. Mihaylov,¹⁰⁵ K. Mikhaylov,^{75,92} A. N. Mishra,⁶⁹ D. Miśkowiec,¹⁰⁷ A. Modak,^{3a,3b} N. Mohammadi,³⁴ A. P. Mohanty,⁶³ B. Mohanty,⁸⁶ M. Mohisin Khan,^{16,e} Z. Moravcova,⁸⁹ C. Mordasini,¹⁰⁵ D. A. Moreira De Godoy,¹⁴⁴ L. A. P. Moreno,⁴⁵ I. Morozov,⁶² A. Morsch,³⁴ T. Mrnjavac,³⁴ V. Muccifora,⁵² E. Mudnic,³⁵ D. Mühlheim,¹⁴⁴ S. Muhuri,¹⁴¹ J. D. Mulligan,⁸⁰ A. Mulliri,^{23a,23b,55} M. G. Munhoz,¹²¹ R. H. Munzer,⁶⁸ H. Murakami,¹³² S. Murray,¹²⁴ L. Musa,³⁴ J. Musinsky,⁶⁴ C. J. Myers,¹²⁵ J. W. Myrcha,¹⁴² B. Naik,⁴⁹ R. Nair,⁸⁵ B. K. Nandi,⁴⁹ R. Nania,^{10,54} E. Nappi,⁵³ M. U. Naru,¹⁴

A. F. Nassirpour,⁸¹ C. Nattrass,¹³⁰ R. Nayak,⁴⁹ T. K. Nayak,⁸⁶ S. Nazarenko,¹⁰⁹ A. Neagu,²⁰ R. A. Negrao De Oliveira,⁶⁸ L. Nellen,⁶⁹ S. V. Nesbo,³⁶ G. Neskovic,³⁹ D. Nesterov,¹¹³ L. T. Neumann,¹⁴² B. S. Nielsen,⁸⁹ S. Nikolaev,⁸⁸ S. Nikulin,⁸⁸ V. Nikulin,⁹⁸ F. Noferini,^{10,54} P. Nomokonov,⁷⁵ J. Norman,^{79,127} N. Novitzky,¹³³ P. Nowakowski,¹⁴² A. Nyanin,⁸⁸ J. Nystrand,²¹ M. Ogino,⁸² A. Ohlson,^{81,104} J. Oleniacz,¹⁴² A. C. Oliveira Da Silva,¹³⁰ M. H. Oliver,¹⁴⁶ C. Oppedisano,⁵⁹ A. Ortiz Velasquez,⁶⁹ A. Oskarsson,⁸¹ J. Otwinowski,¹¹⁸ K. Oyama,⁸² Y. Pachmayer,¹⁰⁴ V. Pacik,⁸⁹ S. Padhan,⁴⁹ D. Pagano,¹⁴⁰ G. Paić,⁶⁹ J. Pan,¹⁴³ S. Panebianco,¹³⁷ P. Pareek,^{50,141} J. Park,⁶¹ J. E. Parkkila,¹²⁶ S. Parmar,¹⁰⁰ S. P. Pathak,¹²⁵ B. Paul,^{23a,23b} J. Pazzini,¹⁴⁰ H. Pei,⁶ T. Peitzmann,⁶³ X. Peng,⁶ L. G. Pereira,⁷⁰ H. Pereira Da Costa,¹³⁷ D. Peresunko,⁸⁸ G. M. Perez,⁸ S. Perrin,¹³⁷ Y. Pestov,⁴ V. Petráček,³⁷ M. Petrovici,⁴⁸ R. P. Pezzi,⁷⁰ S. Piano,⁶⁰ M. Pikna,¹³ P. Pillot,¹¹⁵ O. Pinazza,^{34,54} L. Pinsky,¹²⁵ C. Pinto,^{27a,27b} S. Pisano,^{10,52} D. Pistone,⁵⁶ M. Płoskoń,⁸⁰ M. Planinic,⁹⁹ F. Pliquett,⁶⁸ M. G. Poghosyan,⁹⁶ B. Polichtchouk,⁹¹ N. Poljak,⁹⁹ A. Pop,⁴⁸ S. Porteboeuf-Houssais,¹³⁴ V. Pozdniakov,⁷⁵ S. K. Prasad,^{3a,3b} R. Preghenella,⁵⁴ F. Prino,⁵⁹ C. A. Pruneau,¹⁴³ I. Pshenichnov,⁶² M. Puccio,³⁴ J. Putschke,¹⁴³ S. Qiu,⁹⁰ L. Quaglia,^{25a,25b} R. E. Quishpe,¹²⁵ S. Ragoni,¹¹¹ S. Raha,^{3a,3b} S. Rajput,¹⁰¹ J. Rak,¹²⁶ A. Rakotozafindrabe,¹³⁷ L. Ramello,³¹ F. Rami,¹³⁶ S. A. R. Ramirez,⁴⁵ R. Raniwala,¹⁰² S. Raniwala,¹⁰² S. S. Räsänen,⁴⁴ R. Rath,⁵⁰ V. Ratza,⁴³ I. Ravasenga,⁹⁰ K. F. Read,^{96,130} A. R. Redelbach,³⁹ K. Redlich,^{85,f} A. Rehman,²¹ P. Reichelt,⁶⁸ F. Reidt,³⁴ X. Ren,⁶ R. Renfordt,⁶⁸ Z. Rescakova,³⁸ K. Reygers,¹⁰⁴ A. Riabov,⁹⁸ V. Riabov,⁹⁸ T. Richert,^{81,89} M. Richter,²⁰ P. Riedler,³⁴ W. Riegler,³⁴ F. Riggi,^{27a,27b} C. Ristea,⁶⁷ S. P. Rode,⁵⁰ M. Rodríguez Cahuantzi,⁴⁵ K. Røed,²⁰ R. Rogalev,⁹¹ E. Rogochaya,⁷⁵ D. Rohr,³⁴ D. Röhrich,²¹ P. F. Rojas,⁴⁵ P. S. Rokita,¹⁴² F. Ronchetti,⁵² A. Rosano,⁵⁶ E. D. Rosas,⁶⁹ K. Roslon,¹⁴² A. Rossi,^{28a,28b,57} A. Rotondi,¹³⁹ A. Roy,⁵⁰ P. Roy,¹¹⁰ O. V. Rueda,⁸¹ R. Rui,^{24a,24b} B. Rumyantsev,⁷⁵ A. Rustamov,⁸⁷ E. Ryabinkin,⁸⁸ Y. Ryabov,⁹⁸ A. Rybicki,¹¹⁸ H. Rytkonen,¹²⁶ O. A. M. Saarimaki,⁴⁴ R. Sadek,¹¹⁵ S. Sadhu,¹⁴¹ S. Sadovsky,⁹¹ K. Šafařík,³⁷ S. K. Saha,¹⁴¹ B. Sahoo,¹⁴³ P. Sahoo,⁴⁹ R. Sahoo,⁵⁰ S. Sahoo,⁶⁵ P. K. Sahu,⁶⁵ J. Saini,¹⁴¹ S. Sakai,¹³³ S. Sambyal,¹⁰¹ V. Samsonov,^{93,98} D. Sarkar,¹⁴³ N. Sarkar,¹⁴¹ P. Sarma,⁴² V. M. Sarti,¹⁰⁵ M. H. P. Sas,⁶³ E. Scapparone,⁵⁴ J. Schambach,¹¹⁹ H. S. Scheid,⁶⁸ C. Schiaua,⁴⁸ R. Schicker,¹⁰⁴ A. Schmah,¹⁰⁴ C. Schmidt,¹⁰⁷ H. R. Schmidt,¹⁰³ M. O. Schmidt,¹⁰⁴ M. Schmidt,¹⁰³ N. V. Schmidt,^{68,96} A. R. Schmier,¹³⁰ J. Schukraft,⁸⁹ Y. Schutz,¹³⁶ K. Schwarz,¹⁰⁷ K. Schweda,¹⁰⁷ G. Scioli,^{26a,26b} E. Scomparin,⁵⁹ J. E. Seger,¹⁵ Y. Sekiguchi,¹³² D. Sekihata,¹³² I. Selyuzhenkov,^{93,107} S. Senyukov,¹³⁶ D. Serebryakov,⁶² A. Sevcenco,⁶⁷ A. Shabanov,⁶² A. Shabetai,¹¹⁵ R. Shahoyan,³⁴ W. Shaikh,¹¹⁰ A. Shangaraev,⁹¹ A. Sharma,¹⁰⁰ A. Sharma,¹⁰¹ H. Sharma,¹¹⁸ M. Sharma,¹⁰¹ N. Sharma,¹⁰⁰ S. Sharma,¹⁰¹ O. Sheibani,¹²⁵ K. Shigaki,⁴⁶ M. Shimomura,⁸³ S. Shirinkin,⁹² Q. Shou,⁴⁰ Y. Sibiraki,⁸⁸ S. Siddhanta,⁵⁵ T. Siemiarzczuk,⁸⁵ D. Silvermyr,⁸¹ G. Simatovic,⁹⁰ G. Simonetti,³⁴ B. Singh,¹⁰⁵ R. Singh,⁸⁶ R. Singh,¹⁰¹ R. Singh,⁵⁰ V. K. Singh,¹⁴¹ V. Singhal,¹⁴¹ T. Sinha,¹¹⁰ B. Sitar,¹³ M. Sitta,³¹ T. B. Skaali,²⁰ M. Slupecki,⁴⁴ N. Smirnov,¹⁴⁶ R. J. M. Snellings,⁶³ C. Soncco,¹¹² J. Song,¹²⁵ A. Songmoolnak,¹¹⁶ F. Soramel,^{28a,28b} S. Sorensen,¹³⁰ I. Sputowska,¹¹⁸ J. Stachel,¹⁰⁴ I. Stan,⁶⁷ P. J. Steffanic,¹³⁰ E. Stenlund,⁸¹ S. F. Stiefelmaier,¹⁰⁴ D. Stocco,¹¹⁵ M. M. Storetvedt,³⁶ L. D. Stritto,^{29a,29b} A. A. P. Suaide,¹²¹ T. Sugitate,⁴⁶ C. Suire,⁷⁸ M. Suleymanov,¹⁴ M. Suljic,³⁴ R. Sultanov,⁹² M. Šumbera,⁹⁵ V. Sumberia,¹⁰¹ S. Sumowidagdo,⁵¹ S. Swain,⁶⁵ A. Szabo,¹³ I. Szarka,¹³ U. Tabassam,¹⁴ S. F. Taghavi,¹⁰⁵ G. Taillepieid,¹³⁴ J. Takahashi,¹²² G. J. Tambave,²¹ S. Tang,^{6,134} M. Tarhini,¹¹⁵ M. G. Tazila,⁴⁸ A. Tauro,³⁴ G. Tejada Muñoz,⁴⁵ A. Telesca,³⁴ L. Terlizzi,^{25a,25b} C. Terrevoli,¹²⁵ D. Thakur,⁵⁰ S. Thakur,¹⁴¹ D. Thomas,¹¹⁹ F. Thoresen,⁸⁹ R. Tieulent,¹³⁵ A. Tikhonov,⁶² A. R. Timmins,¹²⁵ A. Toia,⁶⁸ N. Topilskaya,⁶² M. Toppi,⁵² F. Torales-Acosta,¹⁹ S. R. Torres,³⁷ A. Trifiró,^{32,56} S. Tripathy,^{50,69} T. Tripathy,⁴⁹ S. Trogolo,^{28a,28b} G. Trombetta,^{33a,33b} L. Tropp,³⁸ V. Trubnikov,² W. H. Trzaska,¹²⁶ T. P. Trzcinski,¹⁴² B. A. Trzeciak,^{37,63} A. Tumkin,¹⁰⁹ R. Turrisi,⁵⁷ T. S. Tveter,²⁰ K. Ullaland,²¹ E. N. Umaka,¹²⁵ A. Uras,¹³⁵ G. L. Usai,^{23a,23b} M. Vala,³⁸ N. Valle,¹³⁹ S. Vallero,⁵⁹ N. van der Kolk,⁶³ L. V. R. van Doremalen,⁶³ M. van Leeuwen,⁶³ P. Vande Vyvre,³⁴ D. Varga,¹⁴⁵ Z. Varga,¹⁴⁵ M. Varga-Kofarago,¹⁴⁵ A. Vargas,⁴⁵ M. Vasileiou,⁸⁴ A. Vasiliev,⁸⁸ O. Vázquez Doce,¹⁰⁵ V. Vechemin,¹¹³ E. Vercellin,^{25a,25b} S. Vergara Limón,⁴⁵ L. Vermunt,⁶³ R. Vernet,⁷ R. Vértesi,¹⁴⁵ L. Vickovic,³⁵ Z. Vilakazi,¹³¹ O. Villalobos Baillie,¹¹¹ G. Vino,⁵³ A. Vinogradov,⁸⁸ T. Virgili,^{29a,29b} V. Vislavicius,⁸⁹ A. Vodopyanov,⁷⁵ B. Volkel,³⁴ M. A. Völkl,¹⁰³ K. Voloshin,⁹² S. A. Voloshin,¹⁴³ G. Volpe,^{33a,33b} B. von Haller,³⁴ I. Vorobyev,¹⁰⁵ D. Voscek,¹¹⁷ J. Vrláková,³⁸ B. Wagner,²¹ M. Weber,¹¹⁴ S. G. Weber,¹⁴⁴ A. Wegrzynek,³⁴ S. C. Wenzel,³⁴ J. P. Wessels,¹⁴⁴ J. Wiechula,⁶⁸ J. Wikne,²⁰ G. Wilk,⁸⁵ J. Wilkinson,^{10,54} G. A. Willems,¹⁴⁴ E. Willsher,¹¹¹ B. Windelband,¹⁰⁴ M. Winn,¹³⁷ W. E. Witt,¹³⁰ J. R. Wright,¹¹⁹ Y. Wu,¹²⁸ R. Xu,⁶ S. Yalcin,⁷⁷ Y. Yamaguchi,⁴⁶ K. Yamakawa,⁴⁶ S. Yang,²¹ S. Yano,¹³⁷ Z. Yin,⁶ H. Yokoyama,⁶³ I.-K. Yoo,¹⁷ J. H. Yoon,⁶¹ S. Yuan,²¹ A. Yuncu,¹⁰⁴ V. Yurchenko,² V. Zaccolo,^{24a,24b} A. Zaman,¹⁴ C. Zampolli,³⁴ H. J. C. Zanoli,⁶³ N. Zardoshti,³⁴ A. Zarochentsev,¹¹³ P. Závada,⁶⁶ N. Zaviyalov,¹⁰⁹ H. Zbroszczyk,¹⁴²

M. Zhalov,⁹⁸ S. Zhang,⁴⁰ X. Zhang,⁶ Z. Zhang,⁶ V. Zhrebchevskii,¹¹³ Y. Zhi,¹² D. Zhou,⁶ Y. Zhou,⁸⁹ Z. Zhou,²¹ J. Zhu,^{6,107}
 Y. Zhu,⁶ A. Zichichi,^{10,26a,26b} G. Zinovjev,² and N. Zurlo¹⁴⁰

(A Large Ion Collider Experiment Collaboration)

- ¹*A.I. Alikhanyan National Science Laboratory (Yerevan Physics Institute) Foundation, Yerevan, Armenia*
²*Bogolyubov Institute for Theoretical Physics, National Academy of Sciences of Ukraine, Kiev, Ukraine*
^{3a}*Bose Institute, Department of Physics, Kolkata, India*
^{3b}*Centre for Astroparticle Physics and Space Science (CAPSS), Kolkata, India*
⁴*Budker Institute for Nuclear Physics, Novosibirsk, Russia*
⁵*California Polytechnic State University, San Luis Obispo, California, USA*
⁶*Central China Normal University, Wuhan, China*
⁷*Centre de Calcul de l'IN2P3, Villeurbanne, Lyon, France*
⁸*Centro de Aplicaciones Tecnológicas y Desarrollo Nuclear (CEADEN), Havana, Cuba*
⁹*Centro de Investigación y de Estudios Avanzados (CINVESTAV), Mexico City and Mérida, Mexico*
¹⁰*Centro Fermi—Museo Storico della Fisica e Centro Studi e Ricerche “Enrico Fermi,” Rome, Italy*
¹¹*Chicago State University, Chicago, Illinois, USA*
¹²*China Institute of Atomic Energy, Beijing, China*
¹³*Comenius University Bratislava, Faculty of Mathematics, Physics and Informatics, Bratislava, Slovakia*
¹⁴*COMSATS University Islamabad, Islamabad, Pakistan*
¹⁵*Creighton University, Omaha, Nebraska, USA*
¹⁶*Department of Physics, Aligarh Muslim University, Aligarh, India*
¹⁷*Department of Physics, Pusan National University, Pusan, Republic of Korea*
¹⁸*Department of Physics, Sejong University, Seoul, Republic of Korea*
¹⁹*Department of Physics, University of California, Berkeley, California, USA*
²⁰*Department of Physics, University of Oslo, Oslo, Norway*
²¹*Department of Physics and Technology, University of Bergen, Bergen, Norway*
^{22a}*Dipartimento di Fisica dell'Università 'La Sapienza', Rome, Italy*
^{22b}*Sezione INFN, Rome, Italy*
^{23a}*Dipartimento di Fisica dell'Università, Cagliari, Italy*
^{23b}*Sezione INFN, Cagliari, Italy*
^{24a}*Dipartimento di Fisica dell'Università, Trieste, Italy*
^{24b}*Sezione INFN, Trieste, Italy*
^{25a}*Dipartimento di Fisica dell'Università, Turin, Italy*
^{25b}*Sezione INFN, Turin, Italy*
^{26a}*Dipartimento di Fisica e Astronomia dell'Università, Bologna, Italy*
^{26b}*Sezione INFN, Bologna, Italy*
^{27a}*Dipartimento di Fisica e Astronomia dell'Università, Catania, Italy*
^{27b}*Sezione INFN, Catania, Italy*
^{28a}*Dipartimento di Fisica e Astronomia dell'Università, Padova, Italy*
^{28b}*Sezione INFN, Padova, Italy*
^{29a}*Dipartimento di Fisica 'E.R. Caianiello' dell'Università, Salerno, Italy*
^{29b}*Gruppo Collegato INFN, Salerno, Italy*
³⁰*Dipartimento DISAT del Politecnico and Sezione INFN, Turin, Italy*
³¹*Dipartimento di Scienze e Innovazione Tecnologica dell'Università del Piemonte Orientale and INFN Sezione di Torino, Alessandria, Italy*
³²*Dipartimento di Scienze MIFT, Università di Messina, Messina, Italy*
^{33a}*Dipartimento Interateneo di Fisica 'M. Merlin', Bari, Italy*
^{33b}*Sezione INFN, Bari, Italy*
³⁴*European Organization for Nuclear Research (CERN), Geneva, Switzerland*
³⁵*Faculty of Electrical Engineering, Mechanical Engineering and Naval Architecture, University of Split, Split, Croatia*
³⁶*Faculty of Engineering and Science, Western Norway University of Applied Sciences, Bergen, Norway*
³⁷*Faculty of Nuclear Sciences and Physical Engineering, Czech Technical University in Prague, Prague, Czech Republic*
³⁸*Faculty of Science, P.J. Šafárik University, Košice, Slovakia*
³⁹*Frankfurt Institute for Advanced Studies, Johann Wolfgang Goethe-Universität Frankfurt, Frankfurt, Germany*
⁴⁰*Fudan University, Shanghai, China*
⁴¹*Gangneung-Wonju National University, Gangneung, Republic of Korea*
⁴²*Gauhati University, Department of Physics, Guwahati, India*

- ⁴³*Helmholtz-Institut für Strahlen- und Kernphysik, Rheinische Friedrich-Wilhelms-Universität Bonn, Bonn, Germany*
- ⁴⁴*Helsinki Institute of Physics (HIP), Helsinki, Finland*
- ⁴⁵*High Energy Physics Group, Universidad Autónoma de Puebla, Puebla, Mexico*
- ⁴⁶*Hiroshima University, Hiroshima, Japan*
- ⁴⁷*Hochschule Worms, Zentrum für Technologietransfer und Telekommunikation (ZTT), Worms, Germany*
- ⁴⁸*Horia Hulubei National Institute of Physics and Nuclear Engineering, Bucharest, Romania*
- ⁴⁹*Indian Institute of Technology Bombay (IIT), Mumbai, India*
- ⁵⁰*Indian Institute of Technology Indore, Indore, India*
- ⁵¹*Indonesian Institute of Sciences, Jakarta, Indonesia*
- ⁵²*INFN, Laboratori Nazionali di Frascati, Frascati, Italy*
- ⁵³*INFN, Sezione di Bari, Bari, Italy*
- ⁵⁴*INFN, Sezione di Bologna, Bologna, Italy*
- ⁵⁵*INFN, Sezione di Cagliari, Cagliari, Italy*
- ⁵⁶*INFN, Sezione di Catania, Catania, Italy*
- ⁵⁷*INFN, Sezione di Padova, Padova, Italy*
- ⁵⁸*INFN, Sezione di Roma, Rome, Italy*
- ⁵⁹*INFN, Sezione di Torino, Turin, Italy*
- ⁶⁰*INFN, Sezione di Trieste, Trieste, Italy*
- ⁶¹*Inha University, Incheon, Republic of Korea*
- ⁶²*Institute for Nuclear Research, Academy of Sciences, Moscow, Russia*
- ⁶³*Institute for Subatomic Physics, Utrecht University/Nikhef, Utrecht, Netherlands*
- ⁶⁴*Institute of Experimental Physics, Slovak Academy of Sciences, Košice, Slovakia*
- ⁶⁵*Institute of Physics, Homi Bhabha National Institute, Bhubaneswar, India*
- ⁶⁶*Institute of Physics of the Czech Academy of Sciences, Prague, Czech Republic*
- ⁶⁷*Institute of Space Science (ISS), Bucharest, Romania*
- ⁶⁸*Institut für Kernphysik, Johann Wolfgang Goethe-Universität Frankfurt, Frankfurt, Germany*
- ⁶⁹*Instituto de Ciencias Nucleares, Universidad Nacional Autónoma de México, Mexico City, Mexico*
- ⁷⁰*Instituto de Física, Universidade Federal do Rio Grande do Sul (UFRGS), Porto Alegre, Brazil*
- ⁷¹*Instituto de Física, Universidad Nacional Autónoma de México, Mexico City, Mexico*
- ⁷²*iThemba LABS, National Research Foundation, Somerset West, South Africa*
- ⁷³*Jeonbuk National University, Jeonju, Republic of Korea*
- ⁷⁴*Johann-Wolfgang-Goethe Universität Frankfurt Institut für Informatik, Fachbereich Informatik und Mathematik, Frankfurt, Germany*
- ⁷⁵*Joint Institute for Nuclear Research (JINR), Dubna, Russia*
- ⁷⁶*Korea Institute of Science and Technology Information, Daejeon, Republic of Korea*
- ⁷⁷*KTO Karatay University, Konya, Turkey*
- ⁷⁸*Laboratoire de Physique des 2 Infinis, Irène Joliot-Curie, Orsay, France*
- ⁷⁹*Laboratoire de Physique Subatomique et de Cosmologie, Université Grenoble-Alpes, CNRS-IN2P3, Grenoble, France*
- ⁸⁰*Lawrence Berkeley National Laboratory, Berkeley, California, USA*
- ⁸¹*Lund University Department of Physics, Division of Particle Physics, Lund, Sweden*
- ⁸²*Nagasaki Institute of Applied Science, Nagasaki, Japan*
- ⁸³*Nara Women's University (NWU), Nara, Japan*
- ⁸⁴*National and Kapodistrian University of Athens, School of Science, Department of Physics, Athens, Greece*
- ⁸⁵*National Centre for Nuclear Research, Warsaw, Poland*
- ⁸⁶*National Institute of Science Education and Research, Homi Bhabha National Institute, Jatni, India*
- ⁸⁷*National Nuclear Research Center, Baku, Azerbaijan*
- ⁸⁸*National Research Centre Kurchatov Institute, Moscow, Russia*
- ⁸⁹*Niels Bohr Institute, University of Copenhagen, Copenhagen, Denmark*
- ⁹⁰*Nikhef, National institute for subatomic physics, Amsterdam, Netherlands*
- ⁹¹*NRC Kurchatov Institute IHEP, Protvino, Russia*
- ⁹²*NRC «Kurchatov Institute»—ITEP, Moscow, Russia*
- ⁹³*NRNU Moscow Engineering Physics Institute, Moscow, Russia*
- ⁹⁴*Nuclear Physics Group, STFC Daresbury Laboratory, Daresbury, United Kingdom*
- ⁹⁵*Nuclear Physics Institute of the Czech Academy of Sciences, Řež u Prahy, Czech Republic*
- ⁹⁶*Oak Ridge National Laboratory, Oak Ridge, Tennessee, USA*
- ⁹⁷*Ohio State University, Columbus, Ohio, USA*
- ⁹⁸*Petersburg Nuclear Physics Institute, Gatchina, Russia*
- ⁹⁹*Physics department, Faculty of science, University of Zagreb, Zagreb, Croatia*
- ¹⁰⁰*Physics Department, Panjab University, Chandigarh, India*
- ¹⁰¹*Physics Department, University of Jammu, Jammu, India*
- ¹⁰²*Physics Department, University of Rajasthan, Jaipur, India*

- ¹⁰³*Physikalisches Institut, Eberhard-Karls-Universität Tübingen, Tübingen, Germany*
¹⁰⁴*Physikalisches Institut, Ruprecht-Karls-Universität Heidelberg, Heidelberg, Germany*
¹⁰⁵*Physik Department, Technische Universität München, Munich, Germany*
¹⁰⁶*Politecnico di Bari, Bari, Italy*
¹⁰⁷*Research Division and ExtreMe Matter Institute EMMI, GSI Helmholtzzentrum für Schwerionenforschung GmbH, Darmstadt, Germany*
¹⁰⁸*Rudjer Bošković Institute, Zagreb, Croatia*
¹⁰⁹*Russian Federal Nuclear Center (VNIIEF), Sarov, Russia*
¹¹⁰*Saha Institute of Nuclear Physics, Homi Bhabha National Institute, Kolkata, India*
¹¹¹*School of Physics and Astronomy, University of Birmingham, Birmingham, United Kingdom*
¹¹²*Sección Física, Departamento de Ciencias, Pontificia Universidad Católica del Perú, Lima, Peru*
¹¹³*St. Petersburg State University, St. Petersburg, Russia*
¹¹⁴*Stefan Meyer Institut für Subatomare Physik (SMI), Vienna, Austria*
¹¹⁵*SUBATECH, IMT Atlantique, Université de Nantes, CNRS-IN2P3, Nantes, France*
¹¹⁶*Suranaree University of Technology, Nakhon Ratchasima, Thailand*
¹¹⁷*Technical University of Košice, Košice, Slovakia*
¹¹⁸*The Henryk Niewodniczanski Institute of Nuclear Physics, Polish Academy of Sciences, Cracow, Poland*
¹¹⁹*The University of Texas at Austin, Texas, USA*
¹²⁰*Universidad Autónoma de Sinaloa, Culiacán, Mexico*
¹²¹*Universidade de São Paulo (USP), São Paulo, Brazil*
¹²²*Universidade Estadual de Campinas (UNICAMP), Campinas, Brazil*
¹²³*Universidade Federal do ABC, Santo Andre, Brazil*
¹²⁴*University of Cape Town, Cape Town, South Africa*
¹²⁵*University of Houston, Houston, Texas, USA*
¹²⁶*University of Jyväskylä, Jyväskylä, Finland*
¹²⁷*University of Liverpool, Liverpool, United Kingdom*
¹²⁸*University of Science and Technology of China, Hefei, China*
¹²⁹*University of South-Eastern Norway, Tonsberg, Norway*
¹³⁰*University of Tennessee, Tennessee, USA*
¹³¹*University of the Witwatersrand, Johannesburg, South Africa*
¹³²*University of Tokyo, Tokyo, Japan*
¹³³*University of Tsukuba, Tsukuba, Japan*
¹³⁴*Université Clermont Auvergne, CNRS/IN2P3, LPC, Clermont-Ferrand, France*
¹³⁵*Université de Lyon, Université Lyon 1, CNRS/IN2P3, IPN-Lyon, Villeurbanne, Lyon, France*
¹³⁶*Université de Strasbourg, CNRS, IPHC UMR 7178, F-67000 Strasbourg, France, Strasbourg, France*
¹³⁷*Université Paris-Saclay Centre d'Etudes de Saclay (CEA), IRFU, Département de Physique Nucléaire (DPhN), Saclay, France*
¹³⁸*Università degli Studi di Foggia, Foggia, Italy*
¹³⁹*Università degli Studi di Pavia, Pavia, Italy*
¹⁴⁰*Università di Brescia, Brescia, Italy*
¹⁴¹*Variable Energy Cyclotron Centre, Homi Bhabha National Institute, Kolkata, India*
¹⁴²*Warsaw University of Technology, Warsaw, Poland*
¹⁴³*Wayne State University, Michigan, USA*
¹⁴⁴*Westfälische Wilhelms-Universität Münster, Institut für Kernphysik, Münster, Germany*
¹⁴⁵*Wigner Research Centre for Physics, Budapest, Hungary*
¹⁴⁶*Yale University, Connecticut, USA*
¹⁴⁷*Yonsei University, Seoul, Republic of Korea*

^aDeceased.

^bAlso at Italian National Agency for New Technologies, Energy and Sustainable Economic Development (ENEA), Bologna, Italy.

^cAlso at Dipartimento DET del Politecnico di Torino, Turin, Italy.

^dAlso at M.V. Lomonosov Moscow State University, D.V. Skobeltsyn Institute of Nuclear, Physics, Moscow, Russia.

^eAlso at Department of Applied Physics, Aligarh Muslim University, Aligarh, India.

^fAlso at Institute of Theoretical Physics, University of Wrocław, Poland.