

Erratum: Effect of Porosity and Crystallinity on 3D Printed PLA Properties. Polymers 2019, 11, 1487

Original

Erratum: Effect of Porosity and Crystallinity on 3D Printed PLA Properties. Polymers 2019, 11, 1487 / Liao, Yuhan; Liu, Chang; Coppola, Bartolomeo; Barra, Giuseppina; Di Maio, Luciano; Incarnato, Loredana; Lafdi, Khalid. - In: POLYMERS. - ISSN 2073-4360. - 12:1(2020), p. 142. [10.3390/polym12010142]

Availability:

This version is available at: 11583/2840624 since: 2020-07-18T12:42:55Z

Publisher:

MDPI

Published

DOI:10.3390/polym12010142

Terms of use:


This article is made available under terms and conditions as specified in the corresponding bibliographic description in the repository

Publisher copyright

(Article begins on next page)

Erratum

Erratum: Effect of Porosity and Crystallinity on 3D Printed PLA Properties. *Polymers* 2019, 11, 1487

Yuhan Liao ^{1,*}, Chang Liu ^{1,*}, Bartolomeo Coppola ², Giuseppina Barra ²,
Luciano Di Maio ^{2,*}, Loredana Incarnato ² and Khalid Lafdi ^{1,3,*}

¹ Department of Chemical and Materials Engineering, University of Dayton, 300 College Park Drive, Dayton, OH 45469, USA; liaoy1@udayton.edu

² Department of Industrial Engineering (DIIN), University of Salerno, via Giovanni Paolo II, 132, Edificio E 84084 Fisciano SA, Italy; bcoppola@unisa.it (B.C.); gbarra@unisa.it (G.B.); lincarnato@unisa.it (L.I.)

³ Department of Mechanical Engineering, Northumbria University, Newcastle upon Tyne NE1 8ST, UK

* Correspondence: liuc11@udayton.edu (C.L.); ldimaio@unisa.it (L.D.M.); klafdi1@udayton.edu (K.L.)

Received: 24 December 2019; Accepted: 25 December 2019; Published: 6 January 2020



The authors wish to make a change to the published paper [1]. In the original manuscript, there are mistakes on the scale bar of Figures 2 and 3. The unit of the scale bar should be “ μm ”, not “ nm ”. The corrected Figures 2 and 3 are presented below.




Figure 2. The cross section of the (a) thick and (b) thin PLA samples printed on the build-platform heated at 40 °C. The bar in (a) is 500 μm . The bar in (b) is 200 μm .




Figure 3. The cross section of the (a) thick and (b) thin PLA samples printed on the build-platform heated at 80 °C. The bar in (a) is 500 μm . The bar in (b) is 200 μm .

The authors apologize for any inconvenience caused and the change does not affect the scientific results. The manuscript will be updated, and the original will remain online on the article webpage at <https://www.mdpi.com/2073-4360/11/9/1487>.

Reference

1. Liao, Y.H.; Liu, C.; Coppola, B.; Barra, G.; Di Maio, L.; Incarnato, L.; Lafdi, K. Effect of Porosity and Crystallinity on 3D Printed PLA Properties. *Polymers* **2019**, *11*, 1487. [[CrossRef](#)] [[PubMed](#)]



© 2020 by the authors. Licensee MDPI, Basel, Switzerland. This article is an open access article distributed under the terms and conditions of the Creative Commons Attribution (CC BY) license (<http://creativecommons.org/licenses/by/4.0/>).