

Study of FBG-based optical sensors for thermal measurements in aerospace applications

Original

Study of FBG-based optical sensors for thermal measurements in aerospace applications / Aimasso, A.; Dalla Vedova, M. D. L.; Maggiore, P.; Quattrocchi, G.. - In: JOURNAL OF PHYSICS. CONFERENCE SERIES. - ISSN 1742-6588. - 2293:(2022), p. 012006. (Intervento presentato al convegno 29th AIVELA National Meeting 2021, AIVELA 2021) [10.1088/1742-6596/2293/1/012006].

Availability:

This version is available at: 11583/2974662 since: 2023-01-16T10:15:58Z

Publisher:

Institute of Physics

Published

DOI:10.1088/1742-6596/2293/1/012006

Terms of use:

This article is made available under terms and conditions as specified in the corresponding bibliographic description in the repository

Publisher copyright

(Article begins on next page)

Free Vibration of flexible soft-core sandwiches according to layerwise theories differently accounting for the transverse normal deformability

Ugo Icardi^{a*} 

Andrea Urraci^a 

^a Dipartimento di Ingegneria Meccanica e Aerospaziale - Politecnico di Torino - Corso Duca degli Abruzzi 24, 10129 Torino, Italy. E-mail: ugo.icardi@polito.it, andrea.urraci@polito.it

* Corresponding author

<https://doi.org/10.1590/1679-78255624>

Abstract

This study aims to generalize a previously developed accurate and inexpensive 3-D zig-zag theory up to an arbitrary representation form and to determine which simplifications are yet accurate in determining transverse shear and normal stress/deformation effects on vibrations of soft-core sandwiches with not moving middle/neutral plane (pumping). Natural frequencies are calculated using displacements assumed differently across the thickness, having fixed d.o.f., not yet explored forms of representation and zig-zag functions differently accounting for the transverse normal deformability and that partially or fully fulfill physical constraints. Applications are presented for sandwich plates and beams with length-to-thickness ratios and material properties of faces and core varying within an industrial range, for which layerwise effects are very important and so suited to the evaluation of theories. Analytical solutions are found using the same trial functions and expansion order for all theories, so to evaluate their accuracy under the same conditions. The choice of the representation form and of zig-zag functions is shown immaterial if displacement field coefficients are recomputed across the thickness by enforcing the fulfillment of all physical constraints (using symbolic calculus). Furthermore, it is shown that assigning a specific role to each coefficient is immaterial, as well as exchanging the order of representation of in-plane and transverse displacement components and even that zig-zag functions could be omitted. This no longer occurs for lower-order theories with only a partial fulfillment of constraints. Pumping motions are highlighted as the first modes, which require the theories much accurately accounting for transverse normal deformability.

Keywords

Composite and sandwich plates and beams, interlaminar transverse shear and normal stress continuity, Navier's and 3D finite element analysis (FEA) solutions, free vibration behavior, different zig-zag functions, various form of representation of variables

1 INTRODUCTION

As it is well known, sandwiches find continuously increasing applications in aerospace, naval and terrestrial applications owing to superior specific strength and stiffness than traditional materials.

Received: May 13, 2019. In Revised Form: September 09, 2019. Accepted: September 20, 2019. Available online: September 23, 2019.

<http://dx.doi.org/10.1590/1679-78255624>



Latin American Journal of Solids and Structures. ISSN 1679-7825. Copyright © 2019. This is an Open Access article distributed under the terms of the [Creative Commons Attribution License](https://creativecommons.org/licenses/by/4.0/), which permits unrestricted use, distribution, and reproduction in any medium, provided the original work is properly cited.

Table 1 Acronyms.; in bold the new theories; ⁽ⁿ⁾ degree of displacements.

Acronym	Description ^(section)	Acronym	Description ^(section)
FEA-3D	Mixed solid elements (Icardi and Atzori (2004)).	MHR4	Mixed HR theory, displacements with Murakami's zig-zag function (Icardi and Urraci (2018b)) ^(3.3) .
FSDT	Equivalent first-order shear deformation theory, shear correction factor of 5/6 is assumed.	MHR±	MHR theory, where the right sign of Murakami's zig-zag function is determined at each interface on a physical basis, (Icardi and Urraci (2018a)) ^(3.3) .
HRZZ	Mixed HR theory, $u_{\alpha,\beta}^{(3)}, u_{\zeta}^{(0)}$, (Icardi and Urraci (2018b)) ^(3.3) .	MHR4±	MHR4 theory, where the right sign of Murakami's zig-zag function is determined at each interface on a physical basis (Icardi and Urraci (2018a)) ^(3.3) .
HRZZ4	Mixed HR theory, $u_{\alpha,\beta}^{(3)}, u_{\zeta}^{(4)}$, (Icardi and Urraci (2018b)) ^(3.3) .	MHWZZA	Mixed HW theory, displacements with Murakami's zig-zag functions, stress and strains with Di Sciuva's one (Icardi and Urraci (2018b)) ^(3.3) .
HSDT	Equivalent third-order shear deformation theory.	MHWZZA4	Mixed HW theory, in-plane displacements with Murakami's zig-zag functions, transverse displacement, stress and strains with Di Sciuva's one (Icardi and Urraci (2018b)) ^(3.3) .
HSDT_32	Enriched versions of HSDT, whose coefficients are redefined across the thickness, $u_{\alpha,\beta}^{(3)}, u_{\zeta}^{(2)}$ ^(4.4) .	PP23	$u_{\alpha,\beta}^{(2)}, u_{\zeta}^{(3)}$ zig-zag theory (Icardi (2001)) ^(3.3) .
HSDT_33	Enriched versions of HSDT, whose coefficients are redefined across the thickness, $u_{\alpha,\beta}^{(3)}, u_{\zeta}^{(3)}$ ^(4.4) .	ZZ	$u_{\alpha,\beta}^{(3)}, u_{\zeta}^{(4)}$ zig-zag theory (Icardi (2001)) ^(3.3) .
HSDT_34	Enriched versions of HSDT, whose coefficients are redefined across the thickness, $u_{\alpha,\beta}^{(3)}, u_{\zeta}^{(4)}$ ^(4.4) .	ZZA	$u_{\alpha,\beta}^{(3)}, u_{\zeta}^{(4)}$ zig-zag adaptive theory (Icardi and Sola (2014)) ^(2.2) .
HWZZ	HW mixed version of ZZA (Icardi and Urraci (2018b)) ^(2.4) .	ZZA*	$u_{\alpha,\beta}^{(3)}, u_{\zeta}^{(4)}$ modified ZZA (Icardi and Urraci (2018a)) ^(2.3) .
HWZZ_RDF	Modified HWZZ theory ^(4.2) .	ZZA*_43	$u_{\alpha,\beta}^{(4)}, u_{\zeta}^{(3)}$ modified version of ZZA* ^(4.3) .
HWZZM	HWZZ with different zig-zag functions (Icardi and Urraci (2018a)) ⁽³⁾ .	ZZA_X1 ZZA_X2 ZZA_X3 ZZA_X4	$u_{\alpha,\beta}^{(3)}, u_{\zeta}^{(4)}$ modified ZZA theories, with different representation across the thickness ^(4.1) .
HWZZM*	HWZZ with different zig-zag functions (Icardi and Urraci (2018a)) ^(3.2) .	ZZA-XX	Zig-zag general theory with exponential representation ^(4.1) .
HWZZM (♠)	HWZZM theories, type A, B, B2, C, C2, O, (Icardi and Urraci (2018a)) ^(3.1) .	ZZA-XX'	Zig-zag general theory with power representation ^(4.1) .
MHR	Mixed HR theory $u_{\alpha,\beta}^{(3)}$ with Murakami's zig-zag function, $u_{\zeta}^{(4)}$, lacking (Icardi and Urraci (2018b)) ^(3.3) .	ZZA_RDF	Modified ZZA theory ^(4.1) .

However, their displacement field is no longer C1-continuous as in homogeneous non-layered materials, but instead it is C°-continuous (zig-zag effect) because only appropriate slope discontinuities at interfaces allow the fulfilment of local equilibrium equations, namely the continuity of transverse shear and normal stresses and of the transverse normal stress gradient at layer interfaces.

A multitude of theories have been proposed so far for multilayered structures, to which sandwiches are ascribed whenever it is not necessary to describe cell scale effect of honeycomb core, which can be summarily categorized into equivalent single-layer (ESL), discrete-layer (DL) and zig-zag (ZZ) theories (acronyms used throughout the paper are defined in Table 1).

They can further be subdivided into displacement-based and mixed theories, as strains and stresses could be chosen separately from one another using Hellinger-Reissner (HR) and Hu-Washizu variational theorems (HW). The papers by Carrera (1999, 2001, 2003, 2004), Carrera and Ciuffreda (2005), Demasi (2004), Vasilive and Lur'e (1992),

Reddy and Robbins (1994), Lur'e, and Shumova (1996), Noor et al. (1996), Altenbach (1998), Khandan et al. (2012) and Kapuria and Nath (2013) and the book by Reddy (2003) are cited among many others, wherein a broad discussion of this matter can be found. However a brief description must be given to justify accuracy and computational costs that differ greatly.

ESL, completely disregard layerwise effects and are cheap but also unable to accurately predict through-thickness displacement and stress fields and even overall response quantities for certain loading, material properties and stack-up and for sandwiches, as shown e.g. by Zhen and Wanji (2006), Kapuria et al. (2004), Burlayenko et al. (2015) and by Jun et al. (2016), by analyses carried out by Carrera's unified formulation (CUF) (see Carrera (2001)) and by advanced ZZ (see Icardi and Sola (2014), Icardi and Urraci (2018a, 2018b)). Also DL, which assume quantities at layer level as the functional d.o.f., are of limited validity since their use must be restricted to limited regions of structures of industrial interest, otherwise the computational capacity could be overwhelmed due to too many unknowns growing with the number of physical and computational layers considered. It must however be recognized that DL have the merit of accurately predicting displacement and stress fields irrespective for lay-up, layer properties, loading or boundary conditions considered. ZZ theories, having intermediate features between ESL and DL, strikes the right balance between accuracy and cost saving, allowing designers' demand of theories in a simple already accurate form to be met. Often higher-order sandwich theories are considered wherein in-plane and transverse displacements vary nonlinearly across the thickness and takes different forms between the faces and the core.

One of the first examples of higher-order sandwich theory for dynamic studies is the paper by Cho et al. (1991) wherein similarly to DL a separate representation is used for each constituent layer. The results of this paper show that natural frequencies are overestimated by ESL for laminates with arbitrary layouts and soft-core sandwiches. Besides it is shown that sandwiches can vibrate even at lower frequencies in modes where the middle plane does not move (pumping), which so cannot be captured by any lower order theory not properly accounting for transverse normal deformability effects.

Higher-order theories are of interest for industrial applications, such as structural health monitoring techniques for revealing and locating damage that are based on guided-wave propagation across the thickness (Barouni and Saravanos (2016)). The structural models used for studying through-thickness vibrations often consider the face sheets as ordinary plates with flexural and in-plane rigidities, irrespective they are made by different plies, although studies carried out by accounting for the laminated construction, including the present one, show that low frequency pumping occurs more easily when the faces consist of a superposition of rigid and less rigid materials. The core is often assumed to be shear resistant in the transverse direction, free of in-plane normal and shear stresses and deformable in the thickness direction.

One of the first studies in this field is published by Frostig and Thomsen (2004), where free vibration through-thickness modes of simply-supported sandwiches with equal faces are investigated using two different structural models. The first assumes the core transverse shear stress and the displacements of the faces as unknowns, while the other assumes a polynomial displacement field across the core based on the former one, whose unknowns are in additions the coefficients of polynomials. The latter model is suited for capturing nonlinear distributions of vertical and in-plane deformations, which are important when the core is soft and flexible. Another example where the same vibration problem is studied is the paper by Rao and Desai (2004), wherein analytical solutions are obtained using equivalent single layer and mixed layerwise theories. The latter ones account for warping of transverse cross-section. In a subsequent article, Malekzadeh et al (2005) investigate the dynamic behavior of sandwiches with a soft viscoelastic flexible core using non-linear displacements across the thickness, so to account for the distortions of the cross-sectional plane and for the transverse normal deformation, while the face sheets are described by FSST.

Schwartz-Givli et al. (2007) study the free vibration of delaminated unidirectional sandwich panels using a structural model accounting for the flexibility of the core in the thickness direction and assuming nonlinear displacement, acceleration, and velocity fields across it. More recently, Frostig and Thomsen (2009a, 2009b) carried out with a flexible and compliant core in the vertical direction and with temperature-dependent mechanical properties. In another recent paper, Lopatin and Morozov (2010) investigate pumping vibrations of sandwiches with equal faces considering compressive and shear stiffnesses and a nonlinear distribution of the transverse normal displacement across the core thickness. Rahmani et al. (2010) study the free vibration behavior of a composite sandwich cylindrical shell with a flexible core using the classical shell theory for the face sheets and an elasticity approach for the core, so to account for high-order effects caused by the nonlinearity of in-plane and transverse displacements.

Numerous studies of soft-core sandwiches with laminated faces have been recently carried out expanding the goals of analysis beyond global quantities, that is to through-thickness modal distributions of displacements and stresses. Those wherein sandwiches are described as three-layers structures have been abandoned in favour of

layerwise theories which allow to represent each face ply as a single physical layer and the core is splitted into one or more mathematical layers. Last in order of time, the paper by Yang et al. (2017) constitutes an example where a closed-form free vibration analysis of simply supported composite laminated beams has been carried out employing Carrera Unified Formulation (CUF) (Carrera (2001)) which can solve cases including general loading and boundary conditions where other theories cease to be accurate (that is why it is today extensively applied). CUF allows displacements to take arbitrary forms that can be chosen by the user as an input of the analysis and also gets existing ESL and Murakami's zig-zag theories (MZZ, discussed below) as particularizations. But also refined ZZ theories (Icardi and Sola (2014), Icardi and Urraci (2018a, 2018b)) allow to overcome certain limitations of the theories of sandwiches, such as the assumption of faces of equal thickness, with the same elastic properties and described as a single equivalent layer. Moreover it must be stressed that refined ZZ allow obtaining an accuracy comparable to that of CUF with fewer variables. Papers by Icardi and Urraci (2018a, 2018b) represent successful attempts to extend the physically-based ZZ formulation to assume a degree of generalization comparable to that of CUF. This research continues in this paper through the evolution of ZZ towards a physically-based general theory that considers arbitrary displacement fields and that does not require to embed zig-zag functions explicitly, the displacement coefficients being redefined for each physical or computational lamina, which requires a computational burden still comparable to that of ESL. As a necessary premise to better frame the new contributions brought in this paper, a brief discussion of the characteristics of available ZZ follows.

ZZ can be subdivided into physically-based (DZZ) and kinematic-based (MZZ) theories because layerwise contributions are expressed differently. In DZZ they are embodied as the product of linear (Di Sciuva (1984)) or nonlinear (Icardi (2001)) zig-zag functions and unknown zig-zag amplitudes, while they are a priori assumed as functions featuring a periodic change of the slope of displacements at interfaces in MZZ, then stress fields are assumed apart from displacements within the framework of Hellinger-Reissner mixed variational theorem. The reason why MZZ theories sometimes provide an inappropriate representation of the displacement field (Icardi and Urraci (2018b)) is that the slope of displacements does not necessarily invert at interfaces as instead it is forcibly assumed. In addition there is also the possibility that while stresses are accurately reproduced, displacements are not because of the simplified kinematic assumptions used very often.

Improved DZZ based on a global-local superposition of displacement fields, have been proposed by Li and Liu (1997) and refined over the years by Zhen and Wanji (see e.g. Zhen and Wanji (2007)). ZZA theory by Icardi and Sola (2014) and those by Icardi and Urraci (2018a, 2018b) as its generalizations have five fixed d.o.f. and through-thickness variable kinematic representation that satisfies physical and elasticity theory constraints. They proved capable of the same accuracy of CUF and DL with a lower number of variables, as proven in Icardi and Urraci (2018b). The representation can be arbitrarily chosen by the user to obtain a redefinition of the coefficients of the displacement field similar to what would get by DL. Although preliminary, the study by Icardi and Urraci (2018b) shows that physically-based zig-zag theories with feature similar to those of CUF and HT (discussed below) can be developed starting from different assumptions and by considering forms of representation different for each displacements, that also vary across the thickness. Not yet explored zig-zag functions have also been considered, as well as theories wherein they are even omitted (and therefore with an additional cost benefit), provided that a number of coefficients equal to the number of stress compatibility conditions (or, in general, of constraints enforced) is recomputed at interfaces.

Theories based on a hierarchical set of locally defined polynomials (HT) have been developed (see, Catapano et al. (2011) and de Miguel et al. (2018)), which neither incorporate zig-zag contributions, nor post-processing steps, but which require a large number of degrees of freedom and a large expansion order. As an example of the studies where a variable-kinematics is used, see e.g. Vescovini and Dozio (2016). Although dynamic studies are still overwhelmingly carried out using ESL, excluding those previously mentioned concerning sandwiches, those carried out using DL and ZZ and CUF have highlight the superior performance of refined theories (see, e.g., Vescovini and Dozio (2016), Boscolo and Banerjee (2014), Khdeir and Aldraihem (2016), Sayyad and Ghugal (2015), Kazancı (2016), Lin and Zhang (2018)). In particular, those accounting for the transverse normal deformability have shown such deformation important even to predict first free-vibration modes of sandwiches with flexible soft-core, as highlighted in the previously cited articles (Cho et al. (1991), Barouni and Saravanos (2016), Frostig and Thomsen (2004, 2009a, 2009b), Rao and Desai (2004), Malekzadeh et al (2005), Schwarts-Givli et al. (2007), Lopatin and Morozov (2010), Rahmani et al. (2010), Yang et al. (2017)).

Further research is required to get even whether and when CUF and refined DZZ of Icardi and Urraci (2018b) can provide a more accurate information than approaches based on a three-layer description. In particular, it is necessary to verify with which geometrical and material properties and boundary conditions this can occur (e.g. when face properties are asymmetric due to different geometric and material properties). It must also be better clarified what is

the minimum order and type of representation that allows to capture these effects. In this context it is necessary to test more extensively than in Icardi and Urraci (2018b) if theories derived from ZZA without the explicit incorporation of the zig-zag functions, or with arbitrary choices of these functions, as well as with arbitrary displacements are actually always as accurate as the parent theory.

It must be extensively tested even if theories derived from ZZA with a partial a priori assumption of zig-zag functions, which of consequence doesn't satisfy certain physical constraints, may still be sufficiently accurate. To contribute to clarify this matter, in this paper various theories derived by the authors as variants of ZZA Icardi and Sola (2014) that are obtained assuming differently the representation of displacement components one from the other and in different sections across the thickness, as well as differently assuming zig-zag functions or even omitting them are developed and compared each other, to reference results retaken from literature and to 3-D FEA (Icardi and Atzori (2004)). The purpose of numerical illustrations is to confirm the findings of previous articles (Icardi and Sola (2014), Icardi and Urraci (2018a, 2018b)), namely that the choice of zig-zag functions is immaterial, that these functions can even be omitted when a sufficient number of coefficients is incorporated that are re-determined at interfaces, that displacements can be arbitrarily chosen for the dynamic cases considered, provided that the full set of physical constraints (Khandan et al. (2012), Reddy (2003), Zhen and Wanji (2006), Kapuria et al. (2004)) is satisfied, as discussed below.

The intended aim of numerical applications is also to show how a partial fulfillment of these constraints reflects on accuracy of results, as well as that the redefinition of coefficients which is consequent to the imposition of constraints allows theories to significantly increase their accuracy. The aim is also to show that there is no variation in the accuracy of results exchanging the order of representation of in-plane and transverse displacement components. Furthermore it is proven that for lower-order theories with only a partial fulfillment of constraints the choice of zig-zag and representation functions can no longer be arbitrary and which is the lowest degree and order of expansion that is sufficient to capture the pumping modes. Furthermore it is proven that assigning a specific role a priori to the displacement field coefficients is unnecessary as their role can be freely exchanged without changing the results. To prove all these claims, the theories of this paper are applied to the study of free vibrations of flexible soft-core sandwich plates, for which the transverse deformation is as important as transverse shear one.

2 THEORETICAL FRAMEWORK

The feature of theories retaken from recent papers by the authors and others new proposed in this paper that are used in the numerical applications are presented and discussed below, so to provide the necessary theoretical support as well as to better understand meaning, distinctive features and limitations of the assumptions made and justify how they are reflected on accuracy of results. Those developed in this paper intend to demonstrate that the choice of zig-zag functions is immaterial once physical constraints specified below are enforced, as well as also to show that their explicit incorporation is inessential. Indeed, interlayer stress compatibility conditions can be satisfied by the normal coefficients that describe the displacement field, once they are redefined across the thickness by imposing the appropriate physical constraints, as outlined in the following.

First the notations used and the basic assumptions (common for all the theories) are defined. Constituent layers are assumed to have linear elastic properties, a uniform arbitrary thickness h^k and to be perfectly bonded to each other (bonding resin interlayer disregarded). Global-scale response being examined, cell-scale effects are also disregarded, so sandwiches are described in homogenized form as multi-layered structures with a thick soft intermediate layer as the core.

As reference frame, a rectangular, right-handed Cartesian coordinate reference system (x, y, z) is assumed, (x, y) being on the middle reference plane Ω of the multilayered plate (origin in the lower left edge) and z as the thickness coordinate $(z \in [-\frac{h}{2}, \frac{h}{2}])$, h being the overall thickness and L_x and L_y being the plate side-lengths). $^{(k)}z^+$ and $^{(k)}z^-$ represents the upper and lower position of interfaces, respectively, subscripts k and superscripts k are used to indicate the belonging of quantities to the layer k , while u and l mark upper and lower faces of the laminate. Symbols x, y, z are replaced by greek letters, i.e. $\alpha = 1, 2 \equiv x, y$; $\varsigma = 3 \equiv z$, to make formulas compact.

Elastic in-plane and transverse displacement components are indicated as u_α and u_ς , respectively, a comma is used to indicate spatial derivatives (e.g., $(\cdot)_{,x} = \partial/\partial x$, $(\cdot)_{,z} = \partial/\partial z$) and strains are assumed to be infinitesimal. Strains and stresses are symbolized by ε_{ij} and σ_{ij} , respectively. All theories assume the middle-plane displacements

w^0, v^0, u^0 and the rotations of the normal $\theta_x = \Gamma_x^0(x, y) - w^0(x, y)_{,x}$, $\theta_y = \Gamma_y^0(x, y) - w^0(x, y)_{,y}$, as the only functional degrees of freedom. Governing dynamic equations will not be reported as they can be obtained in a straightforward way for each theory using standard variational techniques, so just displacement, strain and stress fields which are ones that affect accuracy will be discussed.

2.1 Analytical solutions

Dynamic governing equation are solved as customary expressing functional degrees of freedom (d.o.f.) as the product of an harmonic function of time $e^{i\omega t}$ and a truncated series expansion of unknown amplitudes A_{Δ}^i and trial functions $\mathfrak{R}^i(x, y)$, which individually satisfy prescribed boundary conditions:

$$\Delta = \sum_{i=1}^{m_{\Delta}} A_{\Delta}^i \mathfrak{R}^i(x, y) \tag{1}$$

the symbol Δ being used to represent in turns the d.o.f. $w^0, v^0, u^0, \theta_x, \theta_y$, while mechanical boundary conditions are satisfied using Lagrange multipliers method. So, a number of unknown amplitudes A_{Δ}^i is determined in proportion to the number of boundary conditions enforced, while those remaining are determined deriving governing functionals with respect to still unknown amplitudes and equating to zero, the work of inertial forces

$$\int_V [-b_i \partial u_i] dv = \int_V [-\rho \ddot{u}_i \partial u_i] dv \tag{2}$$

being considered. An algebraic system is obtained, whose solution provides the numerical value of each amplitude. The trial functions adopted in each individual application and the expansion order used for each case are specified in Table 2. They are chosen in order to satisfy the following boundary conditions, representative of simply-supported edges (other boundary conditions have been considered in Icardi and Urraci (2018a) and Icardi and Urraci (2018b), so they are not replicated also in the present study):

$$\begin{aligned} w^0(0, y) = 0; w^0(L_x, y) = 0; w^0(0, y)_{,xx} = 0; w^0(L_x, y)_{,xx} = 0 \\ w^0(x, 0) = 0; w^0(x, L_y) = 0; w^0(x, 0)_{,yy} = 0; w^0(x, L_y)_{,yy} = 0 \end{aligned} \tag{3}$$

at $x = 0, x = L_x$ and $y = 0, y = L_y$ for $z = 0$, i.e. on the reference mid-plane.

2.2 ZZA displacement-based theory

The through-thickness displacement field of this theory (from which all other theories of this paper are particularized) is postulated as (Icardi and Sola (2014), Icardi and Urraci (2018a, 2018b)):

$$\begin{aligned} u_{\alpha}(x, y, z) = [u^0(x, y) + z(\Gamma_{\alpha}^0(x, y) - w^0(x, y)_{,\alpha})]_0 + [F_{\alpha}^u(z)]_i + \left[\sum_{k=1}^{n_i} \Phi_{\alpha}^k(x, y)(z - z_k)H_k(z) + \sum_{k=1}^{n_3} C_{\alpha}^k(x, y)H_k(z) \right]_c \\ u_{\zeta}(x, y, z) = [w^0(x, y)]_0 + [F^{\zeta}(z)]_i + \left[\sum_{k=1}^{n_i} \Psi^k(x, y)(z - z_k)H_k(z) + \sum_{k=1}^{n_i} \Omega^k(x, y)(z - z_k)^2 H_k(z) + \sum_{k=1}^{n_3} C_{\zeta}^k(x, y)H_k(z) \right]_c \end{aligned} \tag{4}$$

Linear- $[...]_0$, higher- $[...]_i$ and layerwise $[...]_c$ contributions are incorporated, whose meaning and purpose are as follows. $[...]_0$ contains the only five functional degrees of freedom, while $[...]_i$ can contain any combination of independent functions $[F_{\alpha}^u(z)]_i$ and $[F^{\zeta}(z)]_i$, which here are chosen as:

$$\begin{aligned}
 [F_\alpha^u(z)]_i &= [C_\alpha^i(x,y)z^2 + D_\alpha^i(x,y)z^3 + (Oz^4\dots)]_i = [{}_3(\cdot)_{\tilde{\alpha}}]_i + [(Oz^4\dots)]_i \\
 [F^\zeta(z)]_i &= [b^i(x,y)z + c^i(x,y)z^2 + d^i(x,y)z^3 + e^i(x,y)z^4 + (Oz^5\dots)]_i = [{}_4(\cdot)_{\tilde{\zeta}}]_i + [(Oz^5\dots)]_i
 \end{aligned}
 \tag{5}$$

and of which Icardi (2001) is a particularization with a through-thickness fixed representation, namely higher-order contributions $[(Oz^4\dots)]_i$, $[(Oz^5\dots)]_i$ are characteristic of ZZA, while terms $[{}_3(\cdot)_{\tilde{\alpha}}]_i$, $[{}_4(\cdot)_{\tilde{\zeta}}]_i$ are the same as in the previous theory.

Table 2a Reference pattern of all cases ; * † §: Murakami’s slope assumption not respected by u_α (*), u_β (†) and u_ζ (§).

Case	Lay-up	Layer thickness	Material	Lx/h	Ly/Lx	BCS
a Kim (2007)	[0/90/0]	[(h/3) ₃]	[(m) ₃]	4, 10, 20	-	SS
b Cho et al. (1991)	[0]	[h]	[n]	10	1	SSSS
c Icardi and Urraci (2018a) (* † §)	[0/90/0/0/90]	[(h/24) ₂ / (5h/12)] _s	[o1/o2/p/o1/o2]	5	1	SSSS
d (* † §)	[0/90/0/0/90]	[(h/24) ₂ / (5h/12)] _s	[o1/o2/q/o1/o2]	5	1	SSSS
e (* † §)	[0 _s]	[(h/24) ₂ / (5h/12)] _s	[r1/r2/s/r1/r2]	4	1	SSSS
f (* † §)	[0 _s]	[(h/24) ₂ / (5h/12)] _s	[r1/r2/t/r1/r2]	4	1	SSSS
g (* † §)	[0 ₆]	[(h/24) ₂ / (30h/48) / (10h/48) / (h/24) ₂]	[r1/r2/s/u/r1/r2]	4	1	SSSS

Table 2b Normalization, trial functions and expansion order for each case.

Case	Normalization	Trial functions	Expansion order
a	$\bar{\omega} = \omega h \sqrt{\frac{\rho_{MATp}}{G_{12_MATp}}}$	$ \begin{aligned} u^0(x,y) &= \sum_{m=1}^M A_m \cos\left(\frac{m\pi x}{L_x}\right); \\ w^0(x,y) &= \sum_{m=1}^M C_m \sin\left(\frac{m\pi x}{L_x}\right); \\ \Gamma_x^0(x,y) &= \sum_{m=1}^M D_m \cos\left(\frac{m\pi x}{L_x}\right) \end{aligned} $	5
b	$\bar{\omega} = \omega h \sqrt{\frac{\rho_{MATn}}{Q_{11}}}$		10
c	$\bar{\omega} = \omega \frac{L_x^2}{h} \sqrt{\frac{\rho_{MATo2}}{E_{2_MATo2}}}$ $\bar{u}_i = \frac{u_i}{ u_i _{\max}}$ $\bar{\sigma}_{ij} = \frac{\sigma_{ij}}{ \sigma_{ij} _{\max}}$	$ u^0(x,y) = \sum_{m=1}^M \sum_{n=1}^N A_{mn} \cos\left(\frac{m\pi}{L_x}x\right) \sin\left(\frac{n\pi}{L_y}y\right); $	10
d	$\bar{\omega} = \omega \frac{L_x^2}{h} \sqrt{\frac{\rho_{MATo2}}{E_{2_MATo2}}}$ $\bar{u}_i = \frac{u_i}{ u_i _{\max}}$ $\bar{\sigma}_{ij} = \frac{\sigma_{ij}}{ \sigma_{ij} _{\max}}$	$ v^0(x,y) = \sum_{m=1}^M \sum_{n=1}^N B_{mn} \sin\left(\frac{m\pi}{L_x}x\right) \cos\left(\frac{n\pi}{L_y}y\right); $	10
e	$\bar{\omega} = \omega \frac{L_x^2}{h} \sqrt{\frac{\rho_{MATr2}}{E_{2_MATr2}}}$ $\bar{u}_i = \frac{u_i}{ u_i _{\max}}$ $\bar{\sigma}_{ij} = \frac{\sigma_{ij}}{ \sigma_{ij} _{\max}}$	$ \begin{aligned} w^0(x,y) &= \sum_{m=1}^M \sum_{n=1}^N C_{mn} \sin\left(\frac{m\pi}{L_x}x\right) \sin\left(\frac{n\pi}{L_y}y\right); \\ \Gamma_x^0(x,y) &= \sum_{m=1}^M \sum_{n=1}^N D_{mn} \cos\left(\frac{m\pi}{L_x}x\right) \sin\left(\frac{n\pi}{L_y}y\right); \end{aligned} $	15
f	$\bar{\omega} = \omega \frac{L_x^2}{h} \sqrt{\frac{\rho_{MATr2}}{E_{2_MATr2}}}$ $\bar{u}_i = \frac{u_i}{ u_i _{\max}}$ $\bar{\sigma}_{ij} = \frac{\sigma_{ij}}{ \sigma_{ij} _{\max}}$	$ \Gamma_y^0(x,y) = \sum_{m=1}^M \sum_{n=1}^N E_{mn} \sin\left(\frac{m\pi}{L_x}x\right) \cos\left(\frac{n\pi}{L_y}y\right); $	15
g	$\bar{\omega} = \omega \frac{L_x^2}{h} \sqrt{\frac{\rho_{MATr2}}{E_{2_MATr2}}}$ $\bar{u}_i = \frac{u_i}{ u_i _{\max}}$ $\bar{\sigma}_{ij} = \frac{\sigma_{ij}}{ \sigma_{ij} _{\max}}$		15

Note that $[F_\alpha^u(z)]_i$ and $[F^\zeta(z)]_i$ aren't just depending on z because symbols u_α , ζ represent the functional dependence on the d.o.f. which are function of in-plane coordinates. Expressions of coefficients C_α^i , D_α^i , b^i to e^i are obtained using symbolic calculus by enforcing the fulfilment of stress boundary conditions

$$\sigma_{\alpha\zeta} = \sigma_{\zeta\zeta} = 0; \sigma_{\zeta\zeta} = p^0(\pm) \tag{6}$$

having assumed only a transverse distributed loading to act at upper (+) and lower (-) faces (non-homogeneous conditions $\sigma_{\alpha\zeta}; \sigma_{\beta\zeta} \neq 0$ could be enforced without difficulty). It should be noticed that for this paper, $p^0(\pm) = 0$, being free vibration analyses. Contributions $[\dots]_i$ by (5) can be rearranged as:

$$\begin{aligned} U_{\alpha}^i(x, y, z) &= [A_{\alpha 2}z^2 + A_{\alpha 3}z^3] + A_{\alpha 4}z^4 + \dots + A_{\alpha n}z^n \\ U_{\zeta}^i(x, y, z) &= [A_{\zeta 1}z + A_{\zeta 2}z^2 + A_{\zeta 3}z^3 + A_{\zeta 4}z^4] + A_{\zeta 5}z^5 + \dots + A_{\zeta n}z^n \end{aligned} \tag{7}$$

to highlight which those under square brackets are determined by enforcing the fulfilment of boundary conditions (6) and local equilibrium equations:

$$\sigma_{\alpha\beta,\beta} + \sigma_{\alpha\zeta,\zeta} = b_{\alpha}; \sigma_{\alpha\zeta,\alpha} + \sigma_{\zeta\zeta,\zeta} = b_{\zeta} \tag{8}$$

at selected points across the thickness, while higher-order contributions $A_{\alpha 4}z^4 + \dots + A_{\alpha n}z^n, A_{\zeta 5}z^5 + \dots + A_{\zeta n}z^n$, which enable a variable-kinematics representation across the thickness, are computed by imposing just the fulfilment of (8). Note that the in-plane position of equilibrium points can be chosen appropriately for each case and that coefficients that qualify displacements are re-computed specifically for each computational/physical layer, so that the representation can properly manage strong variations of layer properties without any increase of the d.o.f. In the numerical applications a third/fourth order representation that embraces the whole laminate is used being generally sufficient to obtain accurate results (Icardi and Sola (2014), Icardi and Urraci (2018a, 2018b)). $[\dots]_c$ represent layerwise contributions where the expressions of zig-zag amplitudes Φ_{α}^k, Ψ^k and Ω^k are determined so that the continuity of out-of-plane stresses and of the transverse normal stress gradient $\sigma_{\zeta\zeta,\zeta}$ at layer interfaces

$$\sigma_{\alpha\zeta}^{(k)z^+} = \sigma_{\alpha\zeta}^{(k)z^-}; \sigma_{\zeta\zeta}^{(k)z^+} = \sigma_{\zeta\zeta}^{(k)z^-}; \sigma_{\zeta\zeta,\zeta}^{(k)z^+} = \sigma_{\zeta\zeta,\zeta}^{(k)z^-} \tag{9}$$

is satisfied, as prescribed by the elasticity theory. The other layerwise contributions C_u^k and C_{ζ}^k restore the continuity of displacements

$$u_{\alpha}^{(k)z^+} = u_{\alpha}^{(k)z^-}; u_{\zeta}^{(k)z^+} = u_{\zeta}^{(k)z^-} \tag{10}$$

at mathematical layer interfaces, i.e. when it is chosen to split physical layers. The symbols n_i and n_{ζ} in the summations of (4) are used to distinguish the number of physical layer interfaces from that of mathematical layer interfaces, respectively. The enforcement of equilibrium and stress compatibility conditions yields to a system of algebraic equations at each interface that is solved using a symbolic calculus tool. Notice that if just the material properties and/or the orientation of layers change, but not their number, symbolic expressions representing the solution will remain the same. The computation of zig-zag amplitudes takes only a small fraction of the overall calculation time, so costs remains compatible with that of ESL (see, Table 3). Note that SEUPT technique (Icardi and Sola (2014)) can be used to obtain a C° formulation of the ZZA theory, as well as of all the other theories of this paper.

2.3 ZZA* displacement-based theory

A modified version of ZZA indicated as ZZA* (Icardi and Urraci (2018a)) is considered to show that zig-zag functions $(z - z_k)H_k$ and $(z - z_k)^2H_k$ (H_k being the Heaviside unit step function: $H_k=0$ for $z < z_k$, while $H_k=1$ for $z \geq z_k$), can be replaced with any other arbitrary set of functions whose coefficients are redefined at layer interfaces through the enforcement of the whole set of physical constraints (6, 8-10), without the accuracy of the results being affected. This

translates into the fact that contributions $[...]_c$ can be completely omitted if other coefficients can be redefined across the thickness, even if they are not multiplied by zig-zag functions. As this latter choice speeds-up the computations of coefficients, it turns into a computational advantage that grows with the number of computational layers. To construct ZZA*, the displacement field (4) is rewritten as:

$$\begin{aligned}
 u_\alpha(x, y, z) &= [w^0(x, y) + z(\Gamma_\alpha^0(x, y) - w^0(x, y)_{,\alpha})]_0 + \left\{ \sum_{k=1}^{n_3} {}_k\tilde{B}_\alpha^i(x, y)z + [C_\alpha^i(x, y)z^2] + [D_\alpha^i(x, y)z^3 + D_\alpha^i(x, y)z_j^3] + \sum_{k=1}^{n_1} {}_k\tilde{C}_\alpha^i(x, y) \right\}_{i+c} \\
 u_\zeta(x, y, z) &= [w^0(x, y)]_0 + \left\{ [b^i(x, y)z + \sum_{k=1}^{n_3} {}_k\tilde{b}^i(x, y)z] + [c^i(x, y)z^2 + \sum_{k=1}^{n_1} {}_k\tilde{c}^i(x, y)z^2] + [d^i(x, y)z^3] + e^i(x, y)z^4 + \sum_{k=1}^{n_1} {}_k\tilde{d}^i(x, y) \right\}_{i+c}
 \end{aligned} \tag{11}$$

wherein $[...]_0$ still contains the only five functional d.o.f., the same of ZZA. Terms ${}_k\tilde{B}_\alpha^i, C_\alpha^i, {}_k\tilde{C}_\alpha^i$ serve the same purpose as $\Phi_\alpha^k, C_\alpha^i$ and ${}_u C_\alpha^k$ inside ZZA, while ${}_k\tilde{b}^i$ and ${}_k\tilde{c}^i$ have the function of Ω^k and Ψ^k and ${}_k\tilde{d}^i$ that of C_ζ^k once they are redefined across the thickness in order to satisfy physical constraints.

Table 3 Processing time [s] on a computer with quad-core CPU@2.60GHz, 64-bit OS and 8.00 GB RAM; errors: ♥ > 3%; ♣ > 10%.

Theory		Case							
		a	b	c	d	e	f	g	
Reference theories	FSDT	♥3.0397 ♣	♥3.5504 ♣	♥21.6851 ♣	♥23.4756 ♣	♥21.9426 ♣	♥23.1613 ♣	♥27.5775 ♣	
	HSDT	♥3.2507 ♣	♥3.8809 ♣	♥24.4111 ♣	♥25.6612 ♣	♥23.9855 ♣	♥25.3175 ♣	♥30.1449 ♣	
New Theories	ZZA_RDF	4.9187	6.6559	48.3134	44.0099	41.1360	43.4205	51.6997	
	ZZA*_43	3.8743	5.2426	38.0547	34.6650	32.4013	34.2008	40.7219	
	(mixed HW) HWZZ_RDF	4.5332	6.1343	44.5274	40.5611	37.9124	40.0179	47.6483	
	(no zig-zag functions)	HSDT_32	♥3.1870 ♣	4.3126	♥31.3042 ♣	♥28.5158 ♣	♥26.6537 ♣	♥28.1339 ♣	♥33.4983 ♣
		HSDT_33	3.4203	4.6283	33.5957	30.6032	♥28.6047	30.1933	♥35.9504
		HSDT_34	3.8645	5.2293	37.9586	34.5775	32.3195	34.1144	40.6191
	(arbitrary representation)	ZZA_X1	3.9015	5.2795	38.3226	34.9090	32.6294	34.4415	41.0086
		ZZA_X2	4.0033	5.4172	39.3223	35.8197	33.4806	35.3400	42.0784
		ZZA_X3	4.0537	5.4854	39.8173	36.2706	33.9020	35.7848	42.6081
		ZZA_X4	4.0517	5.4827	39.7974	36.2525	33.8851	35.7670	42.5868
(general)	ZZA-XX	9.8060	13.2694	96.3194	87.7398	82.0102	86.5648	103.0703	
	ZZA-XX'	9.5369	12.9052	93.6760	85.3319	79.7595	84.1891	100.2417	
Mixed HR	(uniform w)	HRZZ	4.6117	6.2076	♥44.8213 ♣	41.0461	♥38.3657 ♣	♥40.4964 ♣	♥48.2179 ♣
	(polynomial w4)	HRZZ4	5.0138	6.7541	♥48.8044 ♣	44.6591	♥41.7428 ♣	♥44.0610 ♣	♥52.4623 ♣
	(Murakami's zig-zag u3,v3)	MHR	♥2.8107 ♣	4.1177	♥32.1710 ♣	♥27.2271 ♣	♥25.4491 ♣	♥26.8625 ♣	♥31.9844 ♣
		MHR±	♥3.0388 ♣	4.2840	♥32.3442 ♣	28.3264	♥26.4767 ♣	27.9471 ♣	♥33.2758 ♣
	(Murakami's zig-zag u3,v3,w4)	MHR4	♥2.9093	4.2454	♥33.0563 ♣	♥28.0714 ♣	♥26.2383 ♣	♥27.6955 ♣	♥32.9763 ♣
		MHR4±	♥3.0384	4.3450	♥33.2339 ♣	♥28.7299 ♣	♥26.8538 ♣	♥28.3451 ♣	♥33.7498 ♣

		Theory	Case						
			a	b	c	d	e	f	g
Mixed HW		HWZZ	4.9640	6.4877	45.4263	42.8977	40.0964	42.3232	50.3931
	(no zig-zag functions)	HWZZM*	3.9374	5.1532	36.1369	34.0740	31.8489	33.6177	40.0277
		MHWZZA	♥3.7606♣	5.1634	♥38.0218♣	♥34.1415♣	♥31.9120♣	♥33.6843♣	♥40.1070♣
		MHWZZA4	♥3.7602♣	5.1663	♥38.0678♣	♥34.1607♣	♥31.9299♣	♥33.7032♣	♥40.1295♣
		HWZZM	4.1887	5.6511	40.8973	37.3664	34.9263	36.8660	43.8954
	(Murakami's zig-zag u3,v3,w4)	HWZZMA	♥4.1595♣	5.5746	♥40.0733♣	♥36.8605♣	♥34.4534♣	♥36.3669♣	♥43.3010♣
		HWZZMB	♥4.1817♣	5.6134	♥40.4178♣	37.1167	♥34.6929♣	36.6197	♥43.6020♣
		HWZZMB2	♥4.1869♣	5.6175	♥40.4263♣	♥37.1439♣	♥34.7183♣	♥36.6464	♥43.6339♣
		HWZZMC	4.1659	5.6065	40.4737	37.0715	34.6507	36.5750	43.5489
		HWZZMC2	4.1849	5.6148	40.4071	37.1262	34.7018	36.6290	43.6131
		HWZZM0	4.1554	5.5491	♥39.7426♣	♥36.6915♣	♥34.2955♣	♥36.2002♣	♥43.1026♣
	(adaptive u ³ ,v ³ ,w ⁴)	ZZA	5.3866	7.0182	48.9768	46.4055	43.3751	45.7840	54.5138
	(u ³ ,v ³ ,w ⁴)	ZZ	♥3.7072♣	5.0165	♥36.4137	33.1702	♥31.0041♣	♥32.7259♣	♥38.9659♣
(no zig-zag functions) u ³ ,v ³ ,w ⁴)	ZZA*	3.8722	5.2398	38.0345	34.6466	32.3841	34.1826	40.7003	
(no zig-zag functions) u ² ,v ² ,w ³)	PP23	♥2.8765♣	3.8924	♥28.2542♣	♥25.7375	♥24.0568♣	♥25.3928♣	♥30.2345♣	

Again C_{α}^i , D_{α}^i , b^i , c^i , d^i and e^i allow local equilibrium equations (8) and stress boundary conditions (6) and be met. At the bounding lower face b^i and c^i enable the fulfillment of stress boundary conditions regarding that transverse normal stress σ_{ss} and gradient $\sigma_{ss,s}$ then they are canceled in subsequent layers where C_{α}^i , D_{α}^i , d^i and e^i allow to satisfy the three equilibria (8) at two points per layer (excluding the upper layer), while these coefficients enable stress-free boundary conditions on $\sigma_{\alpha s}$ and three equilibrium equations at a single point to be satisfied.

The remaining still free variables allow to meet three equilibrium equations at a single point across the upper layer and the boundary conditions at the upper bounding surface. It could be noticed that the first, the intermediate and the last layers can be subdivided each into two or more computational layers if more equilibrium points are required for improving accuracy. However, this decomposition into computational layers does not prove necessary for the benchmarks considered, just a third/fourth order overall piecewise representation of displacements being usually appropriate.

However for this to happen, the displacement field (11) must contain a sufficient number of contributions for ensuring the imposition of a sufficient number of equilibrium conditions at selected positions z_j across the thickness. This doesn't necessarily mean that an increased order of expansion is required, because coefficients can be evaluated at different positions using the same power of the thickness coordinate.

Numerical illustrations will show that ZZA* can achieve the same accuracy of ZZA with a little lower computational effort, but the most important result is to demonstrate that the choice of zig-zag functions is immaterial, whenever coefficients are redefined layer-by-layer as outlined above (otherwise accuracy would depend on the choice of zig-zag functions).

2.4 HWZZ mixed theory

HWZZ theory (Icardi and Urraci (2018b)) is a mixed version of ZZA developed within the framework of Hu-Washizu variational theorem which is obtained keeping only contributions to displacement, strain and stress fields deemed essential, for the purpose of reducing the computational effort but preserving accuracy.

Displacements derive from those of ZZA neglecting the contributions of Ω^k which provide much less important slope variations than Φ_α^k, Ψ^k . Higher-order and adaptive contributions, $A_{\alpha 4}z^4 + \dots + A_{\alpha n}z^n, A_{\zeta 5}z^5 + \dots + A_{\zeta n}z^n$, which as Ω^k are important for an accurate description of the stress field in ZZA, but here because stresses are assumed separately from displacements, are also neglected.

As a direct consequence, no decomposition into mathematical layers is allowed. For consistency, consequently, contributions C_u^k, C_v^k, C_w^k are omitted. As a result, the displacement field of HWZZ is:

$$\begin{aligned}
 u_\alpha(x, y, z) &= [u^0(x, y) + z(\Gamma_x^0(x, y) - w^0(x, y)_{,\alpha})]_0 + [C_\alpha^i(x, y)z^2 + D_\alpha^i(x, y)z^3]_i + \left[\sum_{k=1}^{n_i} \Phi_\alpha^k(x, y)(z - z_k)H_k(z)\right]_c \\
 u_\zeta(x, y, z) &= [w^0(x, y)]_0 + [b^i(x, y)z + c^i(x, y)z^2 + d^i(x, y)z^3 + e^i(x, y)z^4]_i + \left[\sum_{k=1}^{n_i} \Psi^k(x, y)(z - z_k)H_k(z)\right]_c
 \end{aligned}
 \tag{12}$$

The decomposition into mathematical layers is restored in out-of-plane strains $\varepsilon_{zz}, \gamma_{xz}, \gamma_{yz}$, as their expressions are derived from

$$\begin{aligned}
 {}^{\mathfrak{S}}u_\alpha(x, y, z) &= [u^0(x, y) + z(\Gamma_x^0(x, y) - w^0(x, y)_{,\alpha})]_0 + [C_\alpha^i(x, y)z^2 + D_\alpha^i(x, y)z^3]_i + \left[\sum_{k=1}^{n_i} \Phi_\alpha^k(x, y)(z - z_k)H_k(z) + \sum_{k=1}^{\mathfrak{S}} C_u^k(x, y)H_k\right]_c \\
 {}^{\mathfrak{S}}u_\zeta(x, y, z) &= [w^0(x, y)]_0 + [b^i(x, y)z + c^i(x, y)z^2 + d^i(x, y)z^3 + e^i(x, y)z^4]_i + \left[\sum_{k=1}^{n_i} \Psi^k(x, y)(z - z_k)H_k(z) + \sum_{k=1}^{\mathfrak{S}} C_w^k(x, y)H_k\right]_c
 \end{aligned}
 \tag{13}$$

The symbol ${}^{\mathfrak{S}}(\cdot)$ states that displacements refer to the computational layer \mathfrak{S} . Instead, no decomposition into mathematical layers is allowed for the in-plane strains, they being derived from (12).

The expressions of membrane stresses $\sigma_{xx}, \sigma_{yy}, \sigma_{xy}$ are obtained in a straightforward way from stress-strain relations, while for improving accuracy and recovering mistakes consequent the restrictive assumptions made, such as the small stress jumps resulting from omission of contributions by $\Omega^k, \sigma_{xz}, \sigma_{yz}, \sigma_{zz}$ are obtained from membrane stresses by integrating local equilibrium equations (8).

3 HWZZM MIXED THEORY

It is constructed following a similar pattern to HWZZ in order to show that the choice of zig-zag functions is immaterial, as the same results can be achieved irrespective of the choice made whenever the full set of physical constraints discussed so far in this paper are enforced. HWZZM is developed assuming the following displacement field (Icardi and Urraci (2018a)):

$$\begin{aligned}
 {}^{\mathfrak{S}}u_\alpha(x, y, z) &= [u^0(x, y) + z(\Gamma_x^0(x, y) - w^0(x, y)_{,\alpha})]_0 + [F_\alpha^u(z)]_i + [A_k^{u_\alpha}(z)\left[\frac{2z}{z_{k+1} - z_k} - \frac{z_{k+1} + z_k}{z_{k+1} - z_k}\right] + C_\alpha^k(x, y)]_c \\
 {}^{\mathfrak{S}}u_\zeta(x, y, z) &= [w^0(x, y)]_0 + [F_\zeta^u(z)]_i + [A_k^{u_\zeta}(z)\left[\frac{2z}{z_{k+1} - z_k} - \frac{z_{k+1} + z_k}{z_{k+1} - z_k}\right] + B_k^{u_\zeta}(z)\left[\frac{(2z)^2}{z_{k+1} - z_k}\right] + C_\zeta^k(x, y)]_c
 \end{aligned}
 \tag{14}$$

Layerwise functions within the third square bracket constitute variations of Murakami's zig-zag contributions $M^k(z) = (-1)^k \zeta^k$ in canonical form, where $\zeta^k = a^k z - b^k, a^k = \frac{2}{z_{k+1} - z_k}, b^k = \frac{z_{k+1} + z_k}{z_{k+1} - z_k}$, which, unlike what done

in the literature, are multiplied by amplitudes $A_k^{u_\zeta}$ and $B_k^{u_\zeta}$ whose expressions are defined by enforcing the fulfillment of interfacial stress compatibility conditions.

Note that this is operation is the one making the choice of zig-zag functions immaterial, since the product of zig-zag amplitudes and functions becomes an invariant, as shown by the numerical results, once the full set of physical stress compatibility constraints (9) is enforced. Again, C_α^k and C_ζ^k restore the continuity of displacements at interfaces of mathematical layers. HWZZM is developed starting from the previous displacement field and similar to HWZZ inhibiting the decomposition into fictitious computational layers. Moreover, contributions to in-plane displacements over the third-order and to the transverse displacement over the fourth-order are neglected. As for HWZZ, membrane strains are derived from (14) with the decomposition into computational layers prevented, while it is allowed for deriving the expressions of out-of-plane strains. Membrane stresses σ_{xx} , σ_{yy} , σ_{xy} are obtained from stress-strain relations, while out-of-plane master stresses come from integration of local equilibrium equations.

3.1 Theories HWZZM(A-B-B2-C-C2-0)

In this section, several theories are particularized from HWZZM by assuming a priori the expressions of some zig-zag amplitudes, as specified below. Since contrary to what was done previously they are not determined through the imposition of physical and elasticity constraints, the theories of the present section resemble Murakami's like ones nowadays widely used, at least from the standpoint of the basic idea on which they are founded. Their purpose is that of highlighting that as physical constraints are only partially satisfied, in the present case due to the omission of certain interfacial stress compatibility conditions, it is no longer possible to obtain the same accuracy of ZZA, ZZA*, HWZZ and HWZZM with the same order of representation. On the contrary, it will be shown that displacement representation form and zig-zag functions can be assumed arbitrarily and the latter even omitted with no loss of accuracy, if instead the full set of constraints is enforced (see, section 4).

Amplitudes of HWZZMA are assumed coincident with those of HWZZM at the first interface from below, while $A_k^{u_\zeta}(z)$ and $B_k^{u_\zeta}(z)$ of HWZZMB are assumed the same of HWZZMA at the first interface from below, but $A_k^{u_\alpha}(z)$ is calculated like in HWZZM. In HWZZMC $B_k^{u_\zeta}(z)$ is assumed uniform across the thickness (it is that by HWZZM at the first interface from below), while the remaining amplitudes are computed at each interface. In HWZZMO $B_k^{u_\zeta}(z)$ are neglected, while $A_k^{u_\alpha}(z)$ and $A_k^{u_\zeta}(z)$ are assumed the same of HWZZMB. HWZZMB2 and HWZZMC2 theories are similar to HWZZMB and HWZZMC, except amplitudes are those of HWZZM at the first interface from above.

Because out-of-plane stresses by these theories result discontinuous, integration of local equilibrium equations is required, with a corresponding increase in costs by 0.9%. But at the same time, a savings of 10% is obtained, as zig-zag amplitudes are not computed at each interface, so in the end a positive is achieved which, however, is thwarted by the lack of accuracy.

3.2 HWZZM* theory

This theory is derived as a particularization of ZZA*, in order to assess the effect of omission of layerwise functions. It is developed in a similar way of HWZZ, omitting terms ${}_k\tilde{c}^i$, ${}_k\tilde{C}_\alpha^i$, ${}_k\tilde{d}^i$ into displacement field (no decomposition into mathematical layers is allowed for displacement field):

$$\begin{aligned}
 u_\alpha(x, y, z) &= [u^0(x, y) + z(\Gamma_\alpha^0(x, y) - w^0(x, y)_{,\alpha})]_0 + \left\{ \sum_{k=1}^{n_3} {}_k\tilde{B}_\alpha^i(x, y)z \right\}_c + \{ [C_\alpha^i(x, y)z^2] + [D_\alpha^i(x, y)z^3] \}_i \\
 u_\zeta(x, y, z) &= [w^0(x, y)]_0 + \{ [b^i(x, y)z] + [c^i(x, y)z^2] + [d^i(x, y)z^3] + e^i(x, y)z^4 \}_i + \left\{ \sum_{k=1}^{n_3} {}_k\tilde{b}^i(x, y)z \right\}_c
 \end{aligned}
 \tag{15}$$

In this case, terms $[...]_i$ only serve to satisfy stress-boundary conditions and local equilibrium equations, while $[...]_c$ serve to satisfy stress compatibility conditions (9). Accordingly, the representation (15) is nothing but an equivalent form of (11). Regarding master strain field, contributions ${}_k\tilde{C}_\alpha^i$ and ${}_k\tilde{d}^i$ are restored, because decomposition into mathematical layers is allowed for calculation of out-of-plane strains. Finally, in-plane stresses are

obtained from master strain field using stress-strain relations, while out-of-plane ones are obtained by integrating local equilibrium equations.

From a practical viewpoint, (15) imply a reduction of about 10% of the processing time per each layer with respect to ZZA and about of 6% with respect to HWZZ, but the goal is not so much this reduction, even if it becomes more important with the increase of the constituent layers, but instead that of proving how arbitrary layerwise functions give the same result once the full set of physical constrains (6, 8-10) is enforced.

3.3 Lower order theories for comparisons

Lower-order theories with some features reminiscent to ones of theories in the literature are particularized for sake of comparison. MHR considers piecewise cubic in-plane displacements incorporating Murakami's zig-zag function as the layerwise function, and a fourth-order polynomial transverse displacement:

$$\begin{aligned} u_\alpha(x, y, z) &= [u^0(x, y) + z(\Gamma_x^0(x, y) - w^0(x, y)_{,\alpha})]_0 + [C_\alpha(x, y)z^2 + D_\alpha(x, y)z^3]_i + u_{\alpha z}(x, y)M^k(z) \\ u_\zeta(x, y, z) &= [w^0(x, y)]_0 + [a(x, y)z + b(x, y)z^2 + c(x, y)z^3 + d(x, y)z^4]_i \end{aligned} \quad (16)$$

where $M^k(z)$ is defined in section 3. Coefficients $C_\alpha, D_\alpha, a, b, c, d$ are calculated by enforcing the fulfilment of stress boundaries conditions (6), while $u_{\alpha z}$ is calculated by enforcing the fulfilment of first and second equilibrium equations (8) at the middle-plane of the laminate. The expressions of out-of-plane stresses are derived integrating local equilibrium equations, within the framework of HR variational theorem.

MHR±, is a variant where the right sign of Murakami's zig-zag function is determined at each interface on a physical basis (that which produces the least error in equilibrium equations), instead of being forced to reverse by the coefficient $(-1)^k$.

A refined variant MHR4 is obtained assuming the in-plane displacement of MHR and a fourth-order piecewise variation of the transverse displacement

$$u_\zeta(x, y, z) = [w^0(x, y)]_0 + [a(x, y)z + b(x, y)z^2 + c(x, y)z^3 + d(x, y)z^4]_i + w_z(x, y)M^k(z) \quad (17)$$

Coefficients a to d are determined by enforcing the fulfilment of stress boundary conditions (6), while w_z is calculated by enforcing the fulfilment of the third local equilibrium equation at the middle-plane. Another theory, MHR4±, is obtained by MHR4, assuming the right sign of Murakami's zig-zag functions at each interface on a physical basis, similarly to MHR±.

Theory MHWZZA has the same displacement-field of MHR (16), but its master stress field is that of HWZZ and, in addition, displacement, strain and stress fields are recovered using ZZA as post-processor.

Theory MHWZZA4 is derived assuming the in-plane displacement field by MHR, the transverse displacement by ZZA and as master strain and stress fields ones by HWZZ. So, the only substantial difference of MHWZZA4 with respect to HWZZ and ZZA is a different zig-zag function and a simplified kinematics, while MHR4, MHR4±, MHR± and MHR are approximations obtained with increasing restrictions from MHWZZA4, in order to identify the effects played by single contributions omitted.

Theory HRZZ is developed within the framework of HR variational theorem postulating a uniform transverse displacement and a third-order zig-zag representation of in-plane displacements:

$$\begin{aligned} u_\alpha(x, y, z) &= [u^0(x, y) + z(\Gamma_x^0(x, y) - w^0(x, y)_{,\alpha})]_0 + [C_\alpha^i(x, y)z^2 + D_\alpha^i(x, y)z^3]_i + \left[\sum_{k=1}^{n_i} \Phi_\alpha^k(x, y)(z - z_k)H_k(z) + \sum_{k=1}^{\mathfrak{S}} C_u^k(x, y)H_k \right]_c \\ u_\zeta(x, y, z) &= w^0(x, y) \end{aligned} \quad (18)$$

then assuming the transverse normal stress $\sigma_{\zeta\zeta}$ the same of ZZA, while transverse shear stresses $\sigma_{\alpha\zeta}$ are derived from equilibrium equations wherein membrane strains follows from (18). Because a uniform transverse displacement is chosen, transformed, reduced stiffness properties are assumed.

Theory HRZZ4 assumes the same in-plane representation of HRZZ, the following fourth-order polynomial approximation of the transverse displacement:

$$u_{\zeta}(x, y, z) = [w^0(x, y)]_0 + [b(x, y)z + c(x, y)z^2 + d(x, y)z^3 + e(x, y)z^4]_i \quad (19)$$

and the same stress fields of HRZZ. In this case $\varepsilon_{\zeta\zeta}^u$ being no longer null it is not necessary to use transformed, reduced stiffness properties. Coefficients b to e are determined by enforcing the stress boundary conditions (6).

Regarding PP23 theory, in-plane displacements are parabolic, while the transverse one is cubic:

$$\begin{aligned} u_{\alpha}(x, y, z) &= [u_{\alpha}^0(x, y) + z(\Gamma_{\alpha}^0(x, y) - w^0(x, y)_{,\alpha})]_0 + \left[\sum_{k=1}^2 C_{k-\alpha}^i(x, y) F_k^{\alpha}(z) + C_{\alpha}^i \right]_{i+c} \\ u_{\zeta}(x, y, z) &= [w^0(x, y)]_0 + \left[\sum_{k=1}^3 D_k^i(x, y) G_k(z) + C_{\zeta}^i \right]_{i+c} \\ C_{k-\alpha}^{i=1} &= 0; \quad C_{\alpha}^{i=1} = 0; \quad C_{\zeta}^{i=1} = 0; \quad F_k^{\alpha}(z) = G_k(z) = (z)^k \end{aligned} \quad (19')$$

Coefficients are calculated similarly to ZZA, by imposing the fulfilment of boundary conditions (6) and of continuity of out-of-plane stresses, of $\sigma_{\zeta\zeta,s}$ and of displacements (9)-(10) and the fulfilment of local equilibrium equations (8) at different points across the thickness. Results of out-of-plane stresses are post-processed by integrating local equilibrium equations.

Regarding ZZ theory, the displacement field is:

$$\begin{aligned} u_{\alpha}(x, y, z) &= [u_{\alpha}^0(x, y) + z(\Gamma_{\alpha}^0(x, y) - w^0(x, y)_{,\alpha})]_0 + C_{\alpha}(x, y)z^2 + D_{\alpha}(x, y)z^3 + \sum_{k=1}^{n_i} \Phi_{\alpha}^k(x, y)(z - z_k)H_k(z) \\ u_{\zeta}(x, y, z) &= [w^0(x, y)]_0 + [b(x, y)z + c(x, y)z^2 + d(x, y)z^3 + e(x, y)z^4]_i + \sum_{k=1}^{n_i} \Psi^k(x, y)(z - z_k)H_k(z) + \sum_{k=1}^{n_i} \Omega^k(x, y)(z - z_k)^2 H_k(z) \end{aligned} \quad (19'')$$

Coefficients $C_{\alpha}, D_{\alpha}, b, c, d, e$ are not redefined across the thickness and are obtained by imposing the boundary conditions (6) of out-of-plane stresses and of $\sigma_{\zeta\zeta,s}$, while Φ_{α}^k, Ψ^k and Ω^k are calculated by imposing the continuity of transverse shear stresses and of its gradient (9) across the thickness. Similarly to PP23 and other lower-order theories, out-of-plane stresses have to be post-processed and obtained by integrating local equilibrium equations.

4 NEW THEORIES OF THIS PAPER

New theories with a growing order of generalization are introduced below, which are aimed at demonstrating that the representation form of the displacement field and can be assumed arbitrarily and zig-zag functions can be omitted, whenever the full set of constraints (6, 8-10) is enforced and the coefficients of the representation are redefined across the thickness. The comparison with theories partially fulfilling constraints will show that instead the accuracy depends on the choices made, as known in literature for non-physically-based theories (see for example Catapano et al. (2011) and de Miguel et al. (2018)), which cannot fully satisfy (6, 8-10). Although zig-zag functions are not incorporated, the theories of this sections can still be considered as physically-based zig-zag theories, because constraints are enforced in order to determine the expressions of coefficients.

In spite displacements can be assumed arbitrarily, including a different representation for each component and from point to point across the thickness, unlike DL the d.o.f. remain fixed because coefficients, which are redefined through the use of symbolic calculations, aren't assumed as d.o.f. but instead they are fixed once for all, as outlined forward.

ZZA-X1 to ZZA-X4 new theories here presented derive from the parent theory ZZA-XX as particularizations obtained by specifying a different representations of the displacement field. ZZA-XX assumes the displacement field as an infinite series constituted by the product of initially unknown amplitudes and exponential functions of the thickness coordinate:

$$\begin{aligned}
 u_\alpha(x, y, z) &= \left[\sum_{k=1}^{\infty} C_{k-\alpha}^i(x, y) e^{(k z_i/h_i)} \right]_{\mathfrak{S}} + \sum_{j=1}^{\mathfrak{S}} D_{j-\alpha}^i(x, y) \\
 u_\zeta(x, y, z) &= \left[\sum_{k=1}^{\infty} C_{k-\zeta}^i(x, y) e^{(k z_i/h_i)} \right]_{\mathfrak{S}} + \sum_{j=1}^{\mathfrak{S}} D_{j-\zeta}^i(x, y)
 \end{aligned}
 \tag{20}$$

Coefficients $C_{k-\alpha}^i$ represent amplitudes that are recalculated across the thickness, hence contributions $[]_{\mathfrak{S}}$ holds for each computational layer \mathfrak{S} . The expressions of $C_{k-\alpha}^i$, $C_{k-\zeta}^i$, $D_{j-\alpha}^i$ and $D_{j-\zeta}^i$ are determined in the order they are listed by enforcing boundary conditions (6), compatibility conditions of out-of-plane stresses (9), the continuity of displacements across the thickness (10) and finally the fulfilment of local equilibrium equations at points across the thickness (8). Symbols z_i and h_i represent the thickness coordinate and the thickness of each layer, respectively, while $e^{(k z_i/h_i)}$ represent the primary functions, which will be specified differently in ZZA-X1 to ZZA-X4. However, note that the previous assignment of a fixed role to the coefficients is unnecessary since their role can be exchanged arbitrarily without accuracy suffering, as will be shown in the numerical applications subverting the purpose of coefficients, provided that the entire set of (6, 8-10) is enforced.

Actually coefficients $C_{k-\alpha}^i$, $C_{k-\zeta}^i$ assume the role of d.o.f., since to make the formulation more general, middle plane d.o.f. used so far in this paper are abandoned. To get as accurate results as ZZA the same number of physical constraints and conditions should be enforced in ZZA-XX, but obviously more other could be added to enrich accuracy, so it can be used in place of the exact solution if unavailable, as well as of 3-D FEA to estimate the accuracy of results of other cheaper theories.

A mutation of ZZA-XX here indicated as ZZA-XX' is also considered, which is obtained by substituting the exponentials with powers:

$$\begin{aligned}
 u_\alpha(x, y, z) &= \left[\sum_{k=1}^{\infty} C_{k-\alpha}^i(x, y) z^{(k)} \right]_{\mathfrak{S}} + \sum_{j=1}^{\mathfrak{S}} D_{j-\alpha}^i(x, y) \\
 u_\zeta(x, y, z) &= \left[\sum_{k=1}^{\infty} C_{k-\zeta}^i(x, y) z^{(k)} \right]_{\mathfrak{S}} + \sum_{j=1}^{\mathfrak{S}} D_{j-\zeta}^i(x, y)
 \end{aligned}
 \tag{20'}$$

in order to assess whether the representation form is immaterial. Naturally previous definitions of coefficients continues to be valid.

Four different particularizations ZZA-X1 to ZZA-X4 are introduced hereafter, whose representation is different for each displacement and varies across the thickness, so providing a much greater degree of generalization than all previous theories of this paper. For demonstration purposes, the displacement field of these theories is assumed differently from one another and differently for even and odd layers. It is assumed as the products of unknown amplitudes and a truncated series of general functions of z, indicated respectively as F_k^α and G_k , respectively for the in-plane and the transverse displacement components:

$$\begin{aligned}
 u_\alpha(x, y, z) &= [u_\alpha^0(x, y) + z(\Gamma_\alpha^0(x, y) - w^0(x, y)_{,\alpha})]_0 + \left[\sum_{k=1}^3 C_{k-\alpha}^i(x, y) F_k^\alpha(z) + C_\alpha^i \right]_{i+c} \\
 u_\zeta(x, y, z) &= [w^0(x, y)]_0 + \left[\sum_{k=1}^4 D_k^i(x, y) G^k(z) + C_\zeta^i \right]_{i+c}
 \end{aligned}
 \tag{21}$$

A different explicit definition of F_k^α and G_k will define the different characteristics of ZZA-X1 to ZZA-X4. Differently from ZZA-XX here the d.o.f so far used (which still appear within the linear contributions $[...]_0$) are reassumed. ZZA-X1 to ZZA-X4 are particularized as follows:

$$\begin{aligned}
 u_\alpha \triangleright {}^i F_\alpha^k &= \left\{ \begin{array}{l} z^{(k+1)/2} \text{ if } k=1,3 \\ e^{(kz/(2h))} \text{ if } k=2 \end{array} \right\} (k_{\max} = 3) \} \\
 \text{even layers} \quad u_\beta \triangleright {}^i F_\beta^k &= \{ z^k \quad (k = 1, 2, 3) \} \\
 u_\zeta \triangleright {}^i G^k &= \left\{ \begin{array}{l} z^{(k+1)/2} \text{ if } k=1,3 \\ e^{(kz/(2h))} \text{ if } k=2,4 \end{array} \right\} (k_{\max} = 4) \}
 \end{aligned}
 \tag{22}$$

ZZA_X1

$$\begin{aligned}
 u_\alpha \triangleright {}^i F_\alpha^k &= \{ z^k \quad (k = 1, 2, 3) \} \\
 \text{odd layers} \quad u_\beta \triangleright {}^i F_\beta^k &= \left\{ \begin{array}{l} z^{(k+1)/2} \text{ if } k=1,3 \\ e^{(kz/(2h))} \text{ if } k=2 \end{array} \right\} (k_{\max} = 3) \} \\
 u_\zeta \triangleright {}^i G^k &= \{ z^k \quad (k = 1, 2, 3, 4) \}
 \end{aligned}$$

$$\begin{aligned}
 u_\alpha \triangleright {}^i F_\alpha^k &= \{ z^k \quad (k = 1, 2, 3) \} \\
 \text{even layers} \quad u_\beta \triangleright {}^i F_\beta^k &= \left\{ \begin{array}{l} z^{(k+1)/2} \text{ if } k=1,3 \\ e^{(kz/(2h))} \text{ if } k=2 \end{array} \right\} (k_{\max} = 3) \} \\
 u_\zeta \triangleright {}^i G^k &= \left\{ \begin{array}{l} z^{(k+1)/2} \text{ if } k=1,3 \\ e^{(kz/(2h))} \text{ if } k=2,4 \end{array} \right\} (k_{\max} = 4) \}
 \end{aligned}$$

ZZA_X2

$$\begin{aligned}
 u_\alpha \triangleright {}^i F_\alpha^k &= \left\{ \begin{array}{l} z^{(k+1)/2} \text{ if } k=1,3 \\ e^{(kz/(2h))} \text{ if } k=2 \end{array} \right\} (k_{\max} = 3) \} \\
 \text{odd layers} \quad u_\beta \triangleright {}^i F_\beta^k &= \left\{ \begin{array}{l} z^{(k+1)/2} \text{ if } k=1,3 \\ e^{(kz/(2h))} \text{ if } k=2 \end{array} \right\} (k_{\max} = 3) \} \\
 u_\zeta \triangleright {}^i G^k &= \{ z^k \quad (k = 1, 2, 3, 4) \}
 \end{aligned}$$

$$u_\alpha \triangleright {}^i F_\alpha^k = \left\{ \begin{array}{l} z^{(k+1)/2} \text{ if } k=1,3 \\ e^{(kz/(2h))} \text{ if } k=2 \end{array} \right\} (k_{\max} = 3) \}$$

ZZA_X3

$$\begin{aligned}
 \text{all layers} \quad u_\beta \triangleright {}^i F_\beta^k &= \left\{ \begin{array}{l} z^{(k+1)/2} \text{ if } k=1,3 \\ e^{(kz/(2h))} \text{ if } k=2 \end{array} \right\} (k_{\max} = 3) \} \\
 u_\zeta \triangleright {}^i G^k &= \left\{ \begin{array}{l} z^{(k+1)/2} \text{ if } k=1,3 \\ e^{(kz/(2h))} \text{ if } k=2,4 \end{array} \right\} (k_{\max} = 4) \}
 \end{aligned}
 \tag{23'}$$

$$\begin{aligned}
 \text{even layers} \quad u_\alpha \triangleright {}^i F_\alpha^k &= \{ z^k \quad (k = 1, 2, 3) \} \\
 u_\beta \triangleright {}^i F_\beta^k &= \left\{ \begin{array}{l} z/h \\ \sin(z/h) \text{ if } k=2 \\ e^{(kz/(2h))} \text{ if } k=3 \end{array} \right\} (k_{\max} = 3) \} \\
 u_\zeta \triangleright {}^i G^k &= \left\{ \begin{array}{l} z^k \text{ if } k=1,3 \\ e^{(z/h)} \text{ if } k=2,4 \end{array} \right\} (k_{\max} = 4) \}
 \end{aligned}$$

ZZA_X4

$$\begin{aligned}
 \text{odd layers} \quad u_\alpha \triangleright {}^i F_\alpha^k &= \left\{ \begin{array}{l} z^k \text{ if } k=1,3 \\ e^{(z/h)} \text{ if } k=2 \end{array} \right\} (k_{\max} = 3) \} \\
 u_\beta \triangleright {}^i F_\beta^k &= \left\{ \begin{array}{l} z/h \text{ if } k=1 \\ \sin(z/h) \text{ if } k=2 \\ e^{(kz/(2h))} \text{ if } k=3 \end{array} \right\} (k_{\max} = 3) \} \\
 u_\zeta \triangleright {}^i G^k &= \{ z^k \quad (k = 1, 2, 3, 4) \}
 \end{aligned}
 \tag{23''}$$

The previous forms of representation are chosen as examples that show that displacements can be arbitrarily assumed within the framework of physically based zig-zag theories of this paper, whenever conditions (6,8-10) are enforced completely. In other words, the previous theories provide the same results of ZZA, ZZA*, HWZZM, HWZZM*, HWZZ, HSDT_34, ZZA*_43, ZZA-XX, ZZA-XX', ZZA_RDF, HWZZ_RDF, which are all united by the fact of satisfying the constraints just mentioned. In view of the arbitrariness of the representations assumed so far in (11)-(15), (20), (20') and considering further variants (24), (25), (28) discussed below will lead us to affirm that any form of representation can be assumed without any change in the results, if (6,8-10) are enforced.

4.1 ZZA_RDF

This theory is developed assuming the same displacement field of ZZA, but a different role is attributed to coefficients in order to demonstrate that their function can be exchanged without the accuracy being affected:

$$\begin{aligned}
 u_\alpha(x, y, z) &= [w^0(x, y) + z(\Gamma_\alpha^0(x, y) - w^0(x, y)_{,\alpha})]_0 + [C_\alpha^i(x, y)z^2 + D_\alpha^i(x, y)z^3]_i + \left[\sum_{k=1}^{n_i} \Phi_\alpha^k(x, y)(z - z_k)H_k(z) + \sum_{k=1}^{n_3} C_u^k(x, y)H_k(z)\right]_c \\
 u_\zeta(x, y, z) &= [w^0(x, y)]_0 + [b^i(x, y)z + c^i(x, y)z^2 + d^i(x, y)z^3 + e^i(x, y)z^4]_i + \left[\sum_{k=1}^{n_i} \Psi^k(x, y)(z - z_k)H_k(z) + \sum_{k=1}^{n_i} \Omega^k(x, y)(z - z_k)^2 H_k(z) + \sum_{k=1}^{n_3} C_\zeta^k(x, y)H_k(z)\right]_c
 \end{aligned} \tag{24}$$

In the present case, terms Ω^k , Ψ^k , Φ_α^k , are calculated by imposing equilibrium equations at different points across the thickness (for layers $i>1$), while C_α^i , d^i and e^i restore the continuity of out-of-plane stresses and of gradient of transverse normal stress across the thickness (for layers $i>1$). The numerical applications will show that results indistinguishable from those of ZZA and other theories derived from it that completely fulfill (6,8-10) like the present theory, so demonstrating what claimed. It could be noticed that for some laminations in which one interface matches the middle reference plane, some stresses could be erroneously predicted to vanish for $z=0$; so, in this case apparently not every term can be used to impose compatibility stress conditions. Anyway, this issue can be overcome assuming a different reference plane; e.g., whose distance is $h_d > h / 2$ from the bottom face. In this case the displacement field can be rewritten as follows:

$$\begin{aligned}
 u_\alpha(x, y, z) &= [w^0(x, y) + (z - h_d + h / 2)(\Gamma_\alpha^0(x, y) - w^0(x, y)_{,\alpha})]_0 + [C_\alpha^i(x, y)z^2 + D_\alpha^i(x, y)z^3]_i + \left[\sum_{k=1}^{n_i} \Phi_\alpha^k(x, y)(z - z_k)H_k(z) + \sum_{k=1}^{n_3} C_u^k(x, y)H_k(z)\right]_c \\
 u_\zeta(x, y, z) &= [w^0(x, y)]_0 + [b^i(x, y)z + c^i(x, y)z^2 + d^i(x, y)z^3 + e^i(x, y)z^4]_i + \left[\sum_{k=1}^{n_i} \Psi^k(x, y)(z - z_k)H_k(z) + \sum_{k=1}^{n_i} \Omega^k(x, y)(z - z_k)^2 H_k(z) + \sum_{k=1}^{n_3} C_\zeta^k(x, y)H_k(z)\right]_c \\
 (h_d \leq z \leq h_d + h)
 \end{aligned} \tag{24'}$$

whereas d.o.f. can still be referred to the middle plane of the laminate. Results will prove the results of (24') to be identical to those provided by (24), so showing the choice of kinematics immaterial and the choice of the reference system unimportant when (6,8-10) are enforced. Numerical tests conducted for verification purposes have also shown that the same results are obtained calculating D_α^i from the enforcement of the continuity of transverse shear stresses instead of calculating C_α^i as usually done, thus confirming the interchangeability of coefficients even with a different reference system.

4.2 HWZZ_RDF

This theory is developed as a variation of HWZZ wherein master displacement, strain and stress fields are the same of HWZZ, but c^i terms (for $i>1$) are calculated by imposing the continuity of the transverse normal stress gradient at the interfaces, while in HWZZ it was recovered through equilibria, instead of being explicitly imposed, otherwise small jumps of out-of-plane stresses take place as contributions Ω^k are omitted. Numerical results will show that contributions coming from HW variational principle that appear in HWZZ are unnecessary, as the same results can be achieved by HWZZ_RDF with a lower computational cost.

4.3 ZZA*_43

This theory is a modified version of ZZA*, whose in-plane displacements are constructed as a fourth-order piecewise polynomial, while the transverse one is piecewise cubic, that is, the expansion order is reversed:

$$\begin{aligned}
 u_\alpha(x, y, z) &= [u^0(x, y) + z(\Gamma_\alpha^0(x, y) - w^0(x, y)_{,\alpha})]_0 + \left\{ \sum_{k=1}^{n_\alpha} {}_k\tilde{B}_\alpha^i(x, y)z + [C_\alpha^i(x, y)z^2] + [D_\alpha^i(x, y)z^3 + E_\alpha^i(x, y)z^4] + \sum_{k=1}^{n_i} {}_k\tilde{C}_\alpha^i(x, y) \right\}_{i+c} \\
 u_\zeta(x, y, z) &= [w^0(x, y)]_0 + \{ [b^i(x, y)z + \sum_{k=1}^{n_\alpha} {}_k\tilde{b}^i(x, y)z] + [c^i(x, y)z^2 + \sum_{k=1}^{n_i} {}_k\tilde{c}^i(x, y)z^2] + [d^i(x, y)z^3 + \sum_{k=1}^{n_i} {}_k\tilde{d}^i(x, y)z^3] \}_{i+c}
 \end{aligned}
 \tag{25}$$

Similarly to ZZA*, terms ${}_k\tilde{B}_\alpha^i$, C_α^i , ${}_k\tilde{C}_\alpha^i$ serve the same purpose as Φ_α^k , C_α^i and ${}_\alpha C_u^k$ of ZZA, while ${}_k\tilde{b}^i$ and ${}_k\tilde{c}^i$ have the function of Ω^k and Ψ^k and ${}_k\tilde{d}^i$ play the role of C_ζ^k . Once such coefficients are redefined across the thickness in order to satisfy physical constraints. Terms C_α^i , D_α^i , E_α^i , b^i , c^i and d^i are calculated by imposing local equilibrium equations (8) and stress boundary conditions (9). Numerical results will show that the same results of ZZA and ZZA* are obtained, so demonstrating that the expansion order of in-plane and out-of-plane components can be freely exchanged, provided that (6,8-10) are enforced. However it must be considered that the choice of position of equilibrium points across the thickness is very important for the present theory, as to get accurate results they have to be chosen near the interfaces, while in the case of ZZA they can be chosen within layers.

4.4 HSDT_32, HSDT_33, HSDT_34

Three enriched versions of HSDT are considered, whose in-plane displacements are still cubic, while the transverse one can be parabolic, cubic or of fourth order, and all differently to HSDT are of piecewise type because coefficients are recomputed layer-by-layer.

The purpose of these new theories is to demonstrate that redefinition of coefficients always improves accuracy of results and highlight which is the minimum expansion orders of in-plane and transverse displacements that still allow to get accurate results, both in terms of frequency and modal quantities.

They also help to prove that the representation can be chosen arbitrarily, as previously stated in (section 4.1). HSDT_32 theory has piecewise cubic in-plane displacements and a parabolic transverse one:

$$\begin{aligned}
 u_\alpha(x, y, z) &= [u^0(x, y) + z(\Gamma_\alpha^0(x, y) - w^0(x, y)_{,\alpha})]_0 + B_\alpha^i(x, y)z + C_\alpha^i(x, y)z^2 + D_\alpha^i(x, y)z^3 + E_\alpha^i(x, y) \\
 u_\zeta(x, y, z) &= [w^0(x, y)]_0 + b^i(x, y)z + c^i(x, y)z^2 + d^i(x, y)
 \end{aligned}
 \tag{26}$$

Coefficients B_α^i , C_α^i , D_α^i , b^i and c^i are calculated by imposing out-of-plane stresses boundary conditions on transverse shear and normal stresses, their compatibility at interfaces and the fulfillment of local equilibrium equations across the thickness. Contributions E_α^i and d^i enable the continuity of displacements, since the possibility of changing the representation across the thickness makes it necessary. The same holds for uniform contributions across the thickness of (27) and (28).

As discussed above in (section 4.3), it is not necessary to define the specific role of each one, because they can be freely exchanged.

Because conditions related to the gradient of the transverse normal stress cannot be imposed by (26), the following two more higher order theories HSDT_33, HSDT_34 are considered. HSDT_33 has a piecewise cubic polynomial transverse displacement:

$$\begin{aligned}
 u_\alpha(x, y, z) &= [u^0(x, y) + z(\Gamma_\alpha^0(x, y) - w^0(x, y)_{,\alpha})]_0 + B_\alpha^i(x, y)z + C_\alpha^i(x, y)z^2 + D_\alpha^i(x, y)z^3 + E_\alpha^i(x, y) \\
 u_\zeta(x, y, z) &= [w^0(x, y)]_0 + b^i(x, y)z + c^i(x, y)z^2 + d^i(x, y)z^3 + e^i(x, y)
 \end{aligned}
 \tag{27}$$

Coefficients are still calculated by imposing the full set of conditions (6,8-10) but now less equilibrium points than for ZZA and for theories of sections 3.1, 3.2 and 4.1 to 4.3 equilibrium are sufficient because the number of terms is lower. Anyway results of this theory are better than those of HSDT_32.

Finally, theory HSDT_34 is developed, whose transverse displacement is a fourth-order piecewise polynomial:

$$\begin{aligned}
 u_\alpha(x, y, z) &= [u^0(x, y) + z(\Gamma_\alpha^0(x, y) - w^0(x, y)_{,\alpha})]_0 + B_\alpha^i(x, y)z + C_\alpha^i(x, y)z^2 + D_\alpha^i(x, y)z^3 + E_\alpha^i(x, y) \\
 u_\zeta(x, y, z) &= [w^0(x, y)]_0 + b^i(x, y)z + c^i(x, y)z^2 + d^i(x, y)z^3 + e^i(x, y)z^4 + f^i(x, y)
 \end{aligned}
 \tag{28}$$

This latter theory will be shown to be as accurate as the best former ones, so the fourth order expansion is the most appropriate choice for the transverse displacement, which so represents the necessary expansion order for getting the maximal accuracy.

5 NUMERICAL ASSESSMENTS AND DISCUSSION

The purpose of the present new theories is to confirm that previous findings of Icardi and Urraci (2018a, 2018b) ascertained on static cases still hold in dynamics, but above all the aim is to demonstrate that other new ones extending them still exist. As numerical applications that demonstrate the existence of such cases free vibrations of soft, flexible core sandwiches are presented, being well suited to highlight the different degree of accuracy of the theories considered to represent the layerwise effects involved, in particular those related to the transverse normal deformation which become dominant for pumping modes.

Numerical applications aim to show that: (i) the choice of zig-zag functions is immaterial; (ii) these functions can even be omitted from the displacement field (with a considerable advantage as regards the computational cost of the symbolic phase) once a sufficient number of coefficients is included in the displacement field that is recalculated at each interface in order to satisfy the constraints; (iii) the functions that represent the variation of displacements across the thickness can be arbitrarily chosen, depending on the component considered and the position across the thickness, provided that the full set of physical constraints (6,8-10) is enforced, which justifies the appellation of physically-based given to the present theories. The aim of this study is also to show that: (iv) the redefinition of coefficients which is consequent to the imposition of constraints (6,8-10) allows the theories of any order to significantly increase their accuracy; (v) exchanging order and form of representation of polynomial theories or the functions used in more general cases, results does not change if the full set of constraints (6,8-10) is satisfied; (vi) certain lower-order theories with only a partial fulfillment of constraints can still be sufficiently accurate in predicting pumping modes, as well as modal through-thickness displacement and stress distributions; (vii) it is unnecessary to assign a specific role a priori to the displacement field coefficients, as they can be freely exchanged without the results change if (6,8-10) are enforced and coefficients are redefined layer-by-layer. This study also has the intended aim of assessing which lower order theories only partially satisfying the constraints (6,8-10), which as a consequence do not respect (i) to (iii) and so their accuracy depends on the choices made, are sufficient to adequately describe pumping motions.

In light of all this, it will be proven numerically that once the choice of zig-zag functions is immaterial, through the comparison of theories that assume these functions differently or omit them, when their coefficients are recomputed at each interface in order to satisfy the stress contact constraints. From the comparison of theories with a different representation of the displacement field it will be also shown that such the representation can be arbitrarily chosen and varied as desired across the thickness without results change. Comparisons will also show that the redefinition of coefficients, which significantly increase accuracy, also makes immaterial to assign a specific role a priori to the coefficients, as the results don't change. Lower-order theories will be shown sufficiently accurate in predicting pumping modes, as well as modal through-thickness displacement and stress distributions in a number of cases but not always, which instead applies for higher-order counterparts. As regards the aspects related to the theoretical modelling of natural frequencies and relative through-thickness modal distributions of stress and displacements, the detailed aspects coming from the analysis of the results of the individual cases shows the following discussed in the subsequent sessions.

5.1 A premise about terminology

Note that in the discussion that follows and throughout the paper the appellation of higher-order theories is reserved to ZZA Icardi and Sola (2014), ZZA*, HWZZM, HWZZM* retaken from Icardi and Urraci (2018a), HWZZ Icardi and Urraci (2018b), HSDT_34, ZZA*_43, ZZA-XX, ZZA-XX', ZZA_RDF, HWZZ_RDF and ZZA_X1, to _X4 introduced in this paper, while the appellation lower-order is attributed to theories HWZZMA, B, B2, C, C2 and 0 and MHR±, MHR4± retaken from Icardi and Urraci (2018a), HRZZ, HRZZ4, MHWZZA, MHWZZA4, MHR, MHR4 retaken from Icardi and Urraci (2018b), PP23, ZZ retaken from Icardi (2001) and HSDT_32, HSD_33 introduced in this paper, in addition to FSDT (shear correction factor 5/6) and HSDT used for comparisons. It is specified that FSDT is derived from (4) including only the contribution $[\dots]_0$, while the second adds also a cubic contribution thanks to which shear stress free boundary conditions can be satisfied. With regard HSDT and FSDT theories, it should also be specified that results previously given in Icardi and Urraci (2018a) have been computed assuming simply-supported edges applied on the middle reference plane Ω , while in the present paper they are applied to the whole cross section, as allowed by the three-

dimensional model ZZA from which HSDT is particularized. It should be noted that eigen-frequencies computed with the constraints considered in Icardi and Urraci (2018a) by HSDT considerably differ from the present ones, which result more similar to those in the literature being much lower, while FSDT is indifferent to where the boundary conditions are placed, due to its extremely simplified kinematics.

5.2 A Discussion of cases examined

The accuracy of previous theories in predicting free vibration modes of flexible soft-core sandwich beams and plates is assessed considering mainly thick structures for which layerwise effects take on the utmost importance. However, the effect of increasing the length-to-thickness ratio and of varying the orthotropy ratio in one case is also investigated using the various theories developed in this paper to confirm the already well known results in the literature. Comparisons will be carried out with 3-D FEA (Icardi and Atzori (2004)), exact and reference solution retaken from literature. Lay-up, material properties of constituent layers, dimensions, boundary conditions, normalizations, trial functions and expansion order used for each case are given in Tables 2 and 4.

5.3 Case a

It constitutes a preliminary test that is considered in order to check the correct implementation of the theories of this paper and simultaneously evaluate how errors of lower-order ones grow varying the length-to-thickness and orthotropy ratios. The first three natural frequencies of a 0-90-0 laminate are considered and compared with the first frequency provided by Kim (2007) (see, Table 5). Results are reported varying the length-to-thickness ratio from 4, to 10, to 20 and the orthotropy ratio E_1 / E_2 from 3, to 25, to 40.

Table 4 Mechanical Properties. Material m, $E1/E2=3, 25, 40$ ($=m1, m2, m3$), where $E2=6.89\text{GPa}$. Material n: the following orthotropic stiffness properties are assumed: $Q11=10^5\text{ MPa}$; $Q12=0.23319*Q11$; $Q13=0.010776*Q11$; $Q22=0.543103*Q11$; $Q23=0.098276*Q11$; $Q33=0.530172*Q11$; $Q55=0.26681*Q11$; $Q44=0.159914*Q11$; $Q66=0.262931*Q11$; density= 1627 kg/m^3 .

Material name	E1 [GPa]	E2 [GPa]	E3 [GPa]	G12 [GPa]	G13 [GPa]	G23 [GPa]	u12	u13	u23	ρ [kg/m3]
m	E1	E2	E2	0.5E2	0.5E2	0.2E2	0.25	0.25	0.25	1558.35
o1	33.5	8	8	2.26	2.26	3	0.35	0.35	0.35	1627
o2	139	3.475	3.475	1.7375	1.7375	0.695	0.25	0.25	0.25	1627
p	6.89	6.89	6.89	3.45	3.45	3.45	0	0	0	97
q	0.035	0.035	0.035	0.0123	0.0123	0.0123	0.4	0.4	0.4	32
r1	36.23	10.62	7.21	5.6	5.68	3.46	0.26	0.33	0.48	1800
r2	190	7.7	7.7	4.2	4.2	2.96	0.3	0.3	0.3	1600
s	0.036	0.036	0.036	0.013	0.013	0.013	0.38	0.38	0.38	32
t	0.070	0.070	0.070	0.019	0.019	0.019	0.3	0.3	0.3	52.1
u	0.020	0.020	0.020	0.012	0.012	0.012	0.3	0.3	0.3	39.7

No modal distributions of stresses and displacements are given for this case since it does not represent a particularly challenging benchmark. Indeed, most theories, i.e. excluded some of the lowest-order ones, provide accurate results, both as regards the frequencies and the modal distributions of displacement and stresses across the thickness, which in any case are already well known cross-ply laminates being extensively studied, as shown in the literature. Anyway, although this benchmark is not particularly difficult, it is still interesting because it is widely studied in the literature, so it allows a direct comparisons with the results of other researchers. It is interesting also why on a closer inspection the existence of small discrepancies are shown, that will become much more evident in the next cases, how it transpires from the results of this paper. So this case, already allows to start identifying the different behavior of structural models due to their different assumptions although the material differences come from the sole orientation difference of the sheets. The results of Table 5 confirm the well-known role according to which as the length / thickness ratio decreases, the ratio of orthotropy increases and going towards the higher modes, the discrepancies between the theories increase. It is also confirmed that for laminates consisting of identical re-oriented sheets it is not very important to accurately describe the normal transverse deformation, even if it turns out that the theories more accurately describing this effect are slightly more accurate.

Table 5 Normalized frequencies, case a.

Material name	Lx/h	Theories	Mode 1	Mode 2	Mode 3	Theories	Mode 1	Mode 2	Mode 3	Theories	Mode 1	Mode 2	Mode 3
m2	4		0.5175	1.1888	1.8911		0.5214	1.2928	1.9949		0.5309	1.3783	2.5919
			0.5176	1.1954	1.9011		0.5176	1.3161	2.0131		0.5256	1.3406	2.4898
			0.5235	1.2540	2.0802		0.5179	1.4089	2.3268		0.5686	1.2409	1.8951
			0.5246	1.2634	2.1011		0.5176	1.1942	1.9073		0.5373	1.2317	2.0517
			0.5235	1.2540	2.0802		0.5171	1.1910	1.8978		0.6553	1.7022	2.9648
			0.5246	1.2634	2.1011		0.5172	1.1920	1.9062		0.4331	1.2283	1.8657
			0.5176	1.1954	1.9011		0.4523	1.2984	2.2496				
m2	10	3D FEA (Icardi and Azori (2004)), ZZA, MHR, MHR4, MHR4±, Theories with identical results	0.1464	0.3901	0.6490	HWZMA, HWZMB, HWZMB2, HWZM0, HRZZ, HRZZ4, MHWZZA4	0.1465	0.6888	0.8398	PP23, Z, FSDT, HSDT, HSDT_32, MHWZZA	0.1465	0.3951	0.6759
			0.1463	0.3897	0.6486		0.1462	0.3090	0.7040		0.1462	0.3924	0.6667
			0.1463	0.3921	0.6601		0.1462	0.3445	0.7187		0.1564	0.4299	0.7057
			0.1463	0.3925	0.6623		0.1462	0.3897	0.6484		0.1510	0.4061	0.6700
			0.1463	0.3921	0.6601		0.1462	0.3895	0.6475		0.1621	0.4770	0.8447
			0.1463	0.3925	0.6623		0.1462	0.3895	0.6478		0.1458	0.3852	0.6542
			0.1463	0.3897	0.6486		0.1459	0.3881	0.6553		0.1462 ^{Kim(2007)}	-	-
m2	20		0.0449	0.1464	0.2653		0.0449	0.2657	0.4464		0.0449	0.1465	0.2668
			0.0449	0.1461	0.2652		0.0449	0.2305	0.3423		0.0449	0.1462	0.2658
			0.0449	0.1462	0.2658		0.0449	0.2652	0.3831		0.0461	0.1564	0.2907
			0.0449	0.1462	0.2659		0.0449	0.1461	0.2651		0.0455	0.1510	0.2763
			0.0449	0.1462	0.2658		0.0449	0.1462	0.2651		0.0466	0.1621	0.3111
			0.0449	0.1462	0.2659		0.0449	0.1462	0.2651		0.0449	0.1461	0.2644
			0.0449	0.1461	0.2652		0.0449	0.1462	0.2651				
m1	4		0.4505	1.0912	1.7769		0.4523	1.2929	1.8689		0.4535	1.1445	2.0080
			0.4504	1.0939	1.7804		0.4504	1.1551	1.8604		0.4516	1.1282	1.9587
			0.4518	1.1151	1.8553		0.4506	1.1610	1.9166		0.4944	1.1846	1.8539
			0.4520	1.1191	1.8676		0.4504	1.0933	1.7763		0.4694	1.1268	1.8253
			0.4518	1.1151	1.8553		0.4501	1.0885	1.7596		0.5276	1.4123	2.4616
			0.4520	1.1191	1.8676		0.4501	1.0895	1.7656		0.4334	1.0582	1.6250
			0.4504	1.0939	1.7804		0.4389	1.1044	1.8119				
m2	4		0.5175	1.1888	1.8911		0.5214	1.2928	1.9949		0.5309	1.3783	2.5919
			0.5176	1.1954	1.9011		0.5176	1.3161	2.0131		0.5256	1.3406	2.4898
			0.5235	1.2540	2.0802		0.5179	1.4089	2.3268		0.5686	1.2409	1.8951
			0.5246	1.2634	2.1011		0.5176	1.1942	1.9073		0.5373	1.2317	2.0517
			0.5235	1.2540	2.0802		0.5171	1.1910	1.8978		0.6553	1.7022	2.9648
			0.5246	1.2634	2.1011		0.5172	1.1920	1.9062		0.4331	1.2283	1.8657
			0.5176	1.1954	1.9011		0.4523	1.2984	2.2496				
m3	4		0.5463	1.2337	1.9173		0.5522	1.3355	2.0498		0.5735	1.5622	3.0566
			0.5467	1.2407	1.9706		0.5465	1.3867	2.0636		0.5650	1.5075	2.9157
			0.5578	1.3290	2.2076		0.5469	1.5957	2.5734		0.5929	1.2560	1.9057
			0.5599	1.3414	2.2332		0.5466	1.2394	1.9680		0.5641	1.3021	2.2374
			0.5578	1.3290	2.2076		0.5461	1.2373	1.9637		0.7212	1.8585	3.2266
			0.5599	1.3414	2.2332		0.5462	1.2389	1.9721		0.6310	1.3421	1.9666
			0.5467	1.2407	1.9706		0.6424	1.4535	2.6059				

◆ ZZA*, HWZZ, HWZZM, HWZZM*, HWZZMC, HWZZMC2, HSDT_33, HSDT_34, ZZA*_43, ZZA_RDF, HWZZ_RDF, ZZA_X1, ZZA_X2, ZZA_X3, ZZA_X4, ZZA-XX, ZZA-XX' (error < 1%); Modes with 1,2,3 halfwaves

5.4 Case b

An additional preliminary test is retaken from Cho et al. (1991), in order to further assess the correct implementation of theories and begin to distinguish their degree of accuracy, as a result of their assumptions.

Although not yet being a particularly challenging benchmark for theories, the present case is an interesting test case because it regards a monolayer for which pumping modes occurs as the first modes, as a consequence of its material properties (see Table 4).

It should be noted that being a single-layer structure it masks any errors inherent to an imperfect description of stress-continuity effects (9) which precisely presuppose the existence of interfaces between different materials that do not exist here. Nevertheless, it represents an interesting case because it highlights just the ability of theories to describe the transverse normal deformation. Consequently, it offers the possibility of testing the theories as far as the ability to adequately describe normal transverse deformation is concerned. However, it is not yet a very challenging and particularly suited case since its effects related to the transverse normal deformability are still rather mild, beyond the fact that pumping starts to occur. Anyway, the present is a case that allows to gradually discriminate the accuracy of theories in later stages up to more difficult cases from the point of view of modeling presented next.

Being a monolayer and therefore not producing layerwise effects, it is not suitable for discriminating the theories. It could erroneously make us assume valid theories that are not appropriate for much difficult cases. In fact, even polynomial theories that will appear unsuitable for the next more challenging cases seem to be accurate in the present case, which so provides deceptive indications.

Nevertheless to this and although it does not appear to be particularly selective, this case has often been considered by researchers who have developed sandwich theories, so becoming a standard test case and, consequently, comparative results can be found in the literature. The available results, as well as the present ones of Table 6, show that some modes are asymmetric while others are symmetrical with respect to the middle plane and that almost all the theories considered in this paper are adequately accurate.

Table 6 Normalized frequencies, case b.

Theories	Mode with (n, m) waves					(n, m) waves	Theories	Mode with (n, m) waves					(n, m) waves
Exact (Cho et al. (1991)), Coincident theories*, HSDT, FSDT	0.0474	0.2170	0.3941	1.3077	1.6530	(1,1)	Exact (Cho et al. (1991)), Coincident theories*, HSDT, FSDT	0.1033	0.3450	0.5624	1.3331	1.7160	(1,2)
	0.0474	0.2169	0.3940	1.3085	1.6543			0.1033	0.3450	0.5624	1.3339	1.7184	
	0.0474	-	-	1.3086	1.6549			0.1031	-	-	1.3339	1.7208	
	0.0473	-	-	1.3078	1.6540			0.1031	-	-	1.3331	1.7201	
	0.1188	0.3515	0.6728	1.4205	1.6805	(2,1)		0.1694	0.4338	0.7880	1.4316	1.7509	(2,2)
	0.1188	0.3515	0.6728	1.4215	1.6819			0.1694	0.4338	0.7880	1.4324	1.7535	
	0.1187	-	-	1.4215	1.6826			0.1692	-	-	1.4323	1.7560	
	0.1185	-	-	1.4209	1.6817			0.1698	-	-	1.4316	1.7554	
	0.1888	0.4953	0.7600	1.3765	1.8115	(1,3)		0.2180	0.5029	0.9728	1.5778	1.7334	(3,1)
	0.1888	0.4953	0.7601	1.3772	1.8156			0.2180	0.5029	0.9728	1.5788	1.7351	
	0.1884	-	-	1.3772	1.8207			0.2180	-	-	1.5788	1.7360	
	0.1881	-	-	1.3764	1.8203			0.2172	-	-	1.5782	1.7353	
	0.3320	0.6504	1.1814	1.5737	1.9289	(3,3)		0.3320	0.6504	1.1814	1.5737	1.9289	
	0.3321	0.6504	1.1816	1.5744	1.9338			0.3321	0.6504	1.1816	1.5744	1.9338	
	0.3315	-	-	1.5744	1.9390			0.3315	-	-	1.5744	1.9390	
	0.3302	-	-	1.5736	1.9388			0.3302	-	-	1.5736	1.9388	

* ZZA, ZZA*, HWZZ, HWZZM, HWZZM*, HWZZMA, B,C, 0, HRZZ, HRZZ4, HSDT_32, HSDT_33, HSDT_34, ZZA*_43, ZZA_RDF, HWZZ_RDF ZZ, ZZA_X1, ZZA_X2, ZZA_X3, ZZA_X4, ZZA-XX, ZZA-XX', PP23, MHWZZA, MHWZZA4, MHR, MHR±, MHR4, MHR4±;
Colored columns: pumping modes.

This is due to the secondary importance of transverse normal deformation effect, because flexural modes characterized by a through-thickness symmetric transverse displacement with a magnitude of an order lower than the in-plane components, which on the contrary are antisymmetric. A similar behavior is highlighted as regards the magnitude of $\sigma_{\zeta\zeta}$ compared to that of $\sigma_{\alpha\alpha}$ and $\sigma_{\beta\beta}$, but the difference becomes of several orders of magnitude less.

Instead the modes attributable as pumping show an antisymmetric u_ζ and symmetrical u_α, u_β with the same amplitude ratios as before, while $\sigma_{\zeta\zeta}$ continues to be several orders of magnitude less. For this case, the modes attributable as flexural are those at lower frequencies, while those identified as pumping modes occur subsequently.

As far as the theories MHR, MHR4, MHR±, MHR4±, MHWZZA, MHWZZA4 are concerned, it should be noted that more accurate results are obtained for this monolayer case by deleting zig-zag functions, because with the choices made they do not automatically vanish (errors up to 5% on frequencies) as on the contrary it rightly occurs for physically-based ones. As there is not much dispersion of the results of the theories, figures relating to the modal distributions of displacements and stresses across the thickness are not presented for this case.

5.5 Cases c to g

Challenging cases not yet proposed in the literature are considered hereafter to prove what claimed at the beginning of section 5 regarding the choice of zig-zag and representation functions. Moreover, due to their characteristics, these cases also lend themselves to show that theories with an enriched representation across the core and considering the constituent individual laminae rather than a single sheet forming the face, should be chosen to capture pumping and other effects that trigger other 3-D phenomena and so not overlooking them as will be shown by the present numerical results.

These latter considerations, which are in conflict with what still often proposed in literature, namely that it is sufficient to carry out the analysis of sandwiches three-layer sandwich theories instead of using layerwise theories, constitutes the further purpose of numerical tests. It results in highlighting that layerwise theories are unnecessary unless not demanding cases with mild variations of displacements and stresses across the interfaces of core are considered, like the previous ones, while for those from here on out their use is advisable.

It is emphasized that hereafter cases involving properties commonly used by the industry are considered and not ad hoc constructed cases just in order to justify theories that otherwise would have little practical use. So ultimately this paper claims through the numerical results of these last sections that it is essential to provide a very accurate description of layerwise effects, but discrete-layer models are unnecessary for doing so, most of the present theories having a fixed number of variables and thus being cost-effective being accurate. The last purpose prefixed is to understand how far it is necessary to go when considering refined theories for capturing pumping modes. In light of the above considerations, a fairly wide and diversified number of cases are discussed hereafter which lend to highlight the relative merits of theories, some of which reproduces characteristics similar to those of theories already published.

Extremely thick cases, which apparently contradict the intent of considering only materials of industrial interest that are commonly used, are studied here because they better highlight the different degree of accuracy offered by theories, given their very strong layerwise effects, and therefore allow to better understand their intrinsic characteristics.

Case c, which is retaken from Icardi and Urraci (2018a), concerns a sandwich plate with elastic and thickness properties of faces and core commonly used in the industrial applications. So, unlike the previous cases, variations of more than one order of magnitude of elastic coefficients and a distinctly different thickness of constituent layers are considered. Specifically, the core is thick and has rather weak properties compared to laminated faces (Table 4) that enhance layerwise effects

Table 7 Normalized frequencies, case c.

THEORY	Mode 1 (1,1)	Mode 2 (2,1)	Mode 3 (1,2)	Mode 4 (2,2)	Mode 5 (3,1)	Mode 6 (1,1)
3D FEA ^{Icardi and Atzori (2004)}	1.6882	2.8796	3.4723	4.3033	4.6899	5.7441
Theories with identical results [♣]	1.6898	2.8855	3.4777	4.3171	4.7030	5.7500
HWZZMA	5.3141	7.2110	11.3333	19.3264	21.7117	46.2461
HWZZMB	1.7010	2.8913	3.5605	4.3693	4.7101	34.1888
HWZZMB2	1.7651	4.7210	3.5473	5.0578	10.6544	34.7002
HWZZM0	2.5169	5.6364	5.9019	8.8827	11.3106	34.3120
HRZZ	1.6823	2.8517	3.3940	4.1648	4.5907	34.3046
HRZZ4	1.6821	2.8525	3.3965	4.1720	4.5948	34.1832
MHWZZA	11.7654	2.7153	2.7264	3.7526	6.8737	1.4635
MHWZZA4	1.1776	3.9325	4.3165	4.3950	4.5656	5.6519
MHR	12.7147	15.1380	16.4288	27.1626	27.6009	64.6322
MHR4	12.7626	16.6121	22.2689	27.7771	27.8687	75.2673
MHR±	1.6959	2.9097	3.4919	4.3405	4.7643	61.7387
MHR4±	5.1510	5.8356	6.7704	7.2618	7.2672	66.5689
PP23	1.7180	3.0361	3.6828	4.6462	5.1672	7.4814
ZZ	1.6914	2.9610	3.4900	4.3536	5.0224	5.8191
HSDT_32	1.7083	3.7725	5.5851	6.5974	6.8196	7.6773
HSDT ^{Icardi and Urraci (2018a)}	16.5610	28.7206	37.7283	44.0301	44.2319	-
HSDT	3.9263	5.9589	6.8677	8.2366	8.4810	-
FSDT	11.0783	17.6361	20.9784	25.0619	25.3697	-

♣ ZZA, ZZA*, HWZZ, HWZZM, HWZZM*, HWZZMC, HWZZMC2, HSDT_33, HSDT_34, ZZA*_43, ZZA_RDF, HWZZ_RDF, ZZA_X1, ZZA_X2, ZZA_X3, ZZA_X4, ZZA-XX, ZZA-XX' (error < 1%);

Colored columns: pumping modes.

This case is considered in order to discern the different behavior of theories, because like for all sandwiches with similar characteristics, the strong variations of properties of constituent layers enhances the effects of the different assumptions made as regards the description of transverse shear and normal deformations largely influencing pumping motions.

The results of Table 7 show that, due to the aforementioned strong differences between the material properties of faces and core, there is a greater dispersion between the theories than in the previous cases. Some lower-order theories, (specifically MHR, MHR4, MHR4±, MHWZZA, MHWZZA4, HWZZMA, HWZZMB, HWZZMB2, HWZZM0, FSDT and HSDT) are no longer accurate as in the previous two cases. Others still accurately predict the flexural frequencies but are unable to represent the pumping modes because of their bad description of the normal transverse deformation (HRZZ, HRZZ4, MHR±). Remaining lower-order theories inaccurately predict the modal distributions of displacements and stresses, but instead quite accurately predict the frequencies. It could be noticed that theories misestimating frequencies, i.e. lower-order ones, predict modal displacements with trends that go against those of more accurate theories as regards the in-plane components, while less big errors are made for the transversal component. In-plane stresses of less accurate theories already show discrepancies with respect to the other theories, but the largest discrepancies are shown for out-of-plane components, a sign of the lesser ability of lower-order theories to describe 3-D effects.

As an example in Figure 1 the through-thickness variation of $\sigma_{\alpha\zeta}$ for mode 1 is reported for all theories. It is noted that HRZZ4 and MHWZZA4 underestimate such stress across the core and also across the faces, while MHWZZA, MHR and MHR4 overestimate it, while FSDT and HSDT are not able to provide realistic results even when the values obtained by integration from equilibrium equations are reported, which confirms what is already known in the literature. Similar considerations apply to the other two out-of-plane stress components.

As shown in Table 7, only the highest-order theories ZZA, ZZA*, HWZZM, HWZZM*, HWZZ, HSDT_34, ZZXX_43, ZZAXX, ZZAXX', ZZA_RDF, HWZZ_RDF and ZZA_X1 to X4 accurately predict pumping modes, but it is noted however by results not reported for brevity that even HSDT_33 and ZZ are able to adequately predict frequencies and modal distributions.

Theory HSDT_34 is accurate and efficient, while its counterparts HSDT_32, HSDT_33 appear to be much less so. All this demonstrates that only an accurate piecewise description of the transverse displacement, like those of HSDT_34 and other higher-order theories, is adequate for this case.




Figure 1 Case c: Normalized modal transverse shear stress (mode 1, bending).

The behavior of each lower-order theory being strongly case-dependent, as emerges from the previous considerations and from ones of cases above, it is not possible to deduce rules of general character, but instead they must limit to the single case. Considering the fact that the computational cost of all higher-order theories of this paper, which are always the most accurate ones, is still comparable with that of lower-order counterparts (see Table 3) which are not always accurate, the latter do not bring any advantage and therefore become uninteresting.

The results of this case demonstrate the validity of what claimed, that the choice of zig-zag functions is immaterial, these functions can even be omitted from the displacement field. The functions that represent the variation of displacements across the thickness can be arbitrarily chosen, the redefinition of coefficients allows the theories of any order to significantly increase their accuracy, exchanging order and form of representation results does not change and that certain lower-order theories with only a partial fulfillment of constraints can still be sufficiently accurate. Moreover, it is unnecessary to assign a specific role a priori to the displacement field coefficients, as they can be freely exchanged without the results change.

Case d. This case, which is obtained from previous one varying the material properties of core, aims to highlights that vibration modes are strongly influenced by modest changes in properties. In particular, pumping modes can disappear from first frequencies with even small changes, so it is not easy to decide a priori if to use higher or lower-order models, since it is not easy to guess whether the transverse normal deformation has a primary role or not. However, considering that the higher-order theories are remarkably efficient in reality, the problem does not arise. Although a no easily identifiable general rule can be drawn from the results presented in this paper, it will be cleared from the results presented in Table 8 for this case, that higher-order theories of this paper can be applied in all cases without weighing negatively on costs (Table 3). So it is not necessary to operate a priori any potentially risky choice for the accuracy of the results opting for any of lower order theories. Furthermore, it can be noticed from Table 3 that lower-order theories are not most economically convenient compared to higher-order counterparts because post-processing operations are necessary to achieve the necessary degree of accuracy.

It remains to examine the details regarding the various theories considered, that the numerical results highlight. For this case similar considerations apply to those of case c, but now there are more dispersions of the results (especially for mode 4).

Table 8 Normalized frequencies, case d.

THEORY	Mode 1 (1,1)	Mode 2 (2,1)	Mode 3 (1,2)	Mode 4 (2,2)	Mode 5 (3,1)	Mode 6 (3,2)
3D FEA ^[Icardi and Atzori (2004)]	3.1542	5.1028	5.5209	6.8629	7.5472	8.8919
Theories with identical results [◆]	3.1633	5.1395	5.5511	6.9273	7.6341	9.0113
HWZZMA	6.5590	8.9323	14.0140	27.4411	27.5244	28.4907
HWZZMB	3.1691	5.1555	5.6482	6.9579	7.7820	9.0647
HWZZMB2	3.2500	5.7445	5.9271	7.7215	10.5917	11.2177
HWZZM0	3.6985	7.1062	7.5328	10.5826	12.8762	16.1719
HRZZ	3.1479	5.0779	5.4561	6.7539	7.4598	8.6694
HRZZ4	3.1514	5.0913	5.4767	6.7941	7.4976	8.7509
MHWZZA	1.3295	2.3539	2.9193	3.1509	3.5257	8.2946
MHWZZA4	1.3279	3.6122	3.7515	3.8117	4.1134	5.4391
MHR	13.8886	16.7596	18.6062	29.6763	30.2885	30.6550
MHR4	13.9395	18.3181	24.6705	30.3678	30.5640	33.9737
MHR±	3.1738	5.1859	5.5979	7.0148	7.7790	9.1996
MHR4±	8.1940	9.0023	10.5224	12.2961	12.5958	14.3421
PP23	3.1836	5.2373	5.6681	7.1282	8.2192	9.5185
ZZ	3.1649	5.1612	5.5674	6.9544	7.8132	9.1460
HSDT_32	3.3692	5.6590	7.2343	8.6884	9.1652	11.4630
HSDT	4.9605	7.6850	8.5441	10.4062	10.9805	13.0905
FSDT	12.1820	19.4765	23.1196	27.6664	28.0848	34.2690

◆ ZZA, ZZA*, HWZZ, HWZZM, HWZZM*, HWZZMC, HWZZMC2, HSDT_33, HSDT_34, ZZA*_43, ZZA_RDF, HWZZ_RDF, ZZA_X1, ZZA_X2, ZZA_X3, ZZA_X4, ZZA-XX, ZZA-XX' (error < 1%).

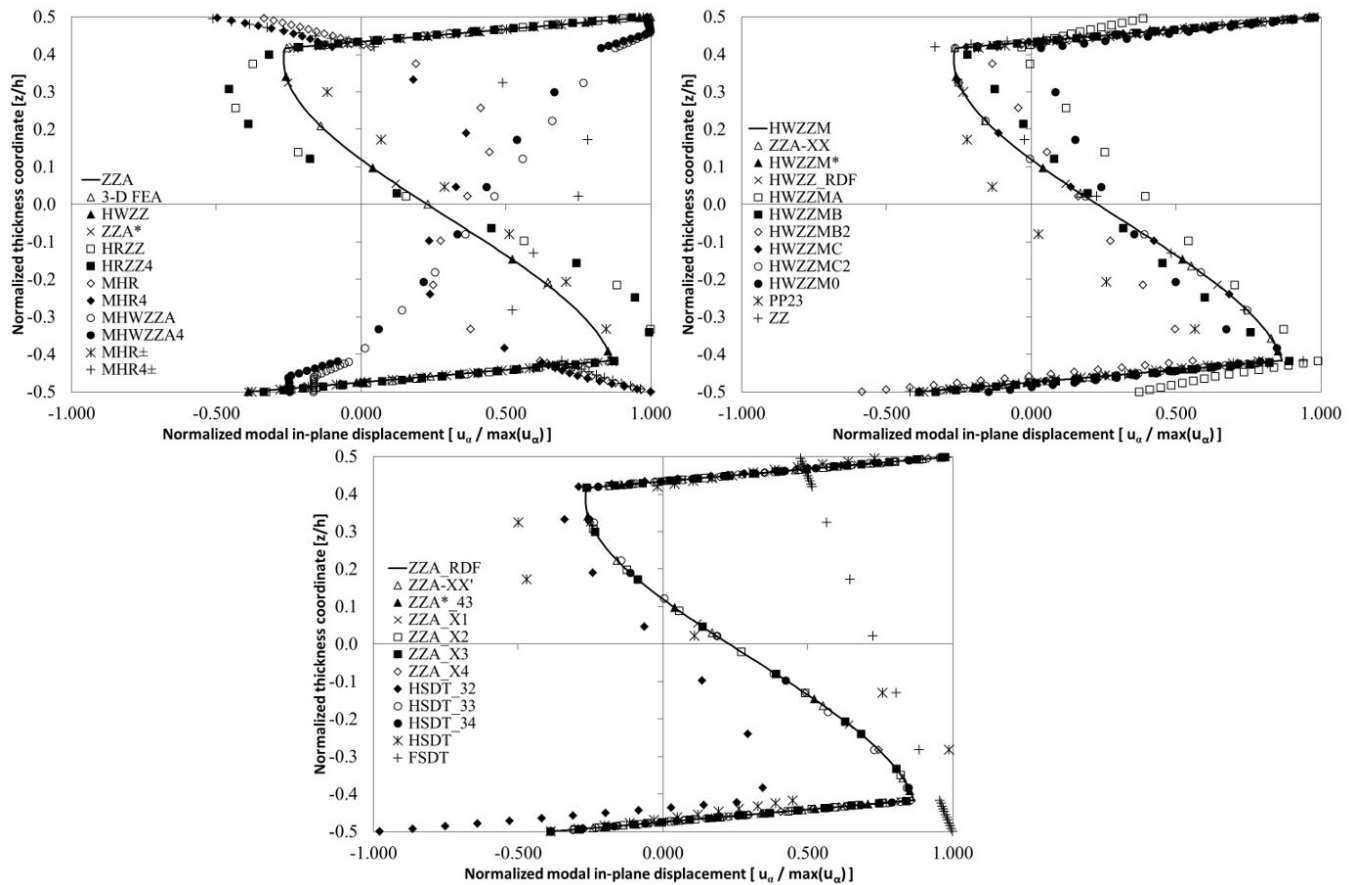


Figure 2 Case d: Normalized modal in-plane displacement (mode 4, bending).

First, it is noted from Table 8 that there are no pumping modes among the first considered, due to the combination of properties of faces and core considered, although there are not significant changes compared to the previous case. Consequently, even most of lower-order models can accurately predict eigen-frequencies and eigen-modes, the only exception being represented by MHWZZA4, MHR, MHR4, MHR4 ±, HSDT_32, HSDT and FSDT theories.

Higher-order theories without zig-zag functions, i.e. HSDT_34, ZZA* _43, ZZA*, ZZA_X1 to _X4, HWZZM and HWZZM*, appear convenient for this case, as they combine accuracy and low costs, but also HWZZ appears accurate and efficient. All the other theories work very well, a sign that this case presents a return to characteristics similar to those of the first two cases examined where the effects of transverse normal deformation are not of primary importance.

As examples, the modal distribution of u_α and $\sigma_{\alpha\zeta}$ across the thickness are reported in Figures 2 and 3, which confirm the previous considerations. The following additional cases are examined in search of behaviors that may highlight further peculiarities of theories. All the final considerations of the previous case d still apply as regards the theoretical aspects of modeling concerning the choice of zig-zag functions, their omission, the choice of the representation and how it can be varied without results change, as well as the role to be assigned to displacement field coefficients and the fact that certain lower-order theories can be sufficiently accurate.

Case e. This case proposes a denser and more rigid core than case c and two laminated faces made of epoxy glass and epoxy rayon layers (see, Table 4). Therefore, this case has strong different material properties which increase layerwise effects rising due to different stiffness ratios and material properties of faces and core. In this case pumping modes start to take place from the eighth up to the tenth mode, as it results from Table 9 which shows the free vibration frequencies predicted by the various theories. These results show that almost all lower-order theories considered in this paper are unsuitable for accurately predicting the behavior in this case with strong layerwise effects, which therefore turns out to be decidedly challenging for structural models. In fact, theories HWZZMA, HWZZM0, MHWZZA, MHWZZA4, MHR4 ±, MHR, MHR4, HSDT32, HSDT and FSDT appear totally inadequate being unable to predict even the first fundamental frequency with some accuracy, while HWZZMB, HWZZMB2, HRZZ, HRZZ4, MHR ± are able to accurately capture modes only up to the seventh one, that is excluding all the pumping modes.




Figure 3 Case d: Normalized modal transverse shear stress (mode 4, bending).

Table 9 Normalized frequencies, case e.

THEORY	Mode 1 (1,1)	Mode 2 (1,2)	Mode 3 (2,1)	Mode 4 (1,3)	Mode 5 (2,2)	Mode 6 (2,3)	Mode 7 (1,4)	Mode 8 (1,2)	Mode 9 (1,3)	Mode 10 (1,1)
3D FEA ¹ Icardi and Atzori (2004)	1.8250	2.9115	3.8103	4.3378	4.5581	5.7563	6.1051	6.4866	6.6342	6.7820
Theories with identical results [◆]	1.8302	2.9306	3.8184	4.3758	4.5813	5.7983	6.1442	6.5052	6.6158	6.8955
HWZZMA	5.6059	6.0176	7.4697	8.5589	16.2177	17.6828	18.2564	19.0662	36.9624	49.9279
HWZZMB	1.8359	2.9415	3.8693	4.3991	4.6093	5.8330	6.1905	15.8263	27.0305	38.2535
HWZZMB2	1.8515	3.3472	4.0131	4.4161	4.6227	5.8334	6.1915	16.1119	29.0452	44.5313
HWZZM0	2.5444	5.4380	6.2492	8.9994	10.6722	14.0410	27.9576	15.8951	27.3268	39.4091
HRZZ	1.8116	2.8521	3.6589	4.1144	4.2849	5.1317	5.3547	13.3111	15.6067	22.8002
HRZZ4	1.8160	2.8702	3.6892	4.1721	4.3456	5.2736	5.5271	15.6428	16.6538	22.9738
MHWZZA	0.6942	2.3977	2.6214	3.0188	3.9030	4.5651	6.1380	7.7168	10.9624	13.5256
MHWZZA4	0.6980	2.0240	2.4328	3.2701	3.4373	3.6584	3.8426	6.2970	21.3296	28.1332
MHR	9.5006	12.2412	15.1366	17.2619	17.6349	17.9766	18.3084	18.8505	37.6813	52.1934
MHR4	9.5609	13.3372	18.6770	18.9136	20.7667	24.6293	25.1072	15.6264	25.7609	34.6050
MHR±	1.8389	2.9673	3.8584	4.4778	4.6501	5.9317	6.3553	16.9912	31.6639	45.3776
MHR4±	5.0499	5.9727	6.7604	7.1795	7.2376	7.8740	7.9708	31.6309	36.3794	41.6820
PP23	1.8537	3.0414	4.0033	4.8769	4.8892	6.4580	7.3601	10.6373	10.8652	11.9880
ZZ	1.8612	2.9504	4.0880	4.3963	4.8128	5.9917	6.1812	7.6125	7.6180	7.8116
HSDT_32	2.0354	3.1806	4.8855	5.2842	6.0359	7.1412	7.3720	7.5825	8.7272	12.6639
HSDT_33	1.8301	2.9303	3.8175	4.3750	4.5800	5.7964	6.1428	6.7578	6.8938	7.1157
HSDT	3.3835	5.1523	6.0926	7.2858	7.3239	9.0389	9.7357	-	-	-
FSDT	8.7966	13.4532	17.2541	19.7304	20.0760	24.7239	26.4143	-	-	-

◆ ZZA, ZZA*, HWZZ, HWZZM, HWZZM*, HWZZMC, HWZZMC2, HSDT_34, ZZA*_43, ZZA_RDF, HWZZ_RDF, ZZA_X1, ZZA_X2, ZZA_X3, ZZA_X4, ZZA-XX, ZZA-XX' (error < 1%); Colored columns: pumping modes.

This highlights once again a diversification of the type of performance achievable by the various theories depending on the case considered. In this case, theories PP23 (whose displacement field is parabolic-cubic), and ZZ (which does not consider the redefinition of coefficients) appear much less accurate than in the previous cases, a sign that only theories that impose the fulfillment of full set off physical constraint (6,8-11) and whose terms are redefined, possess the ability to adapt to changing conditions across the thickness caused by layerwise effects.

Furthermore, it is seen that as the frequency of modes increases, lower-order theories make ever greater errors, so the only fundamental frequency is not sufficient to test the accuracy of structural models, as well known but not always taken into due consideration in the literature.

For this case the variation of σ_{zz} across the thickness for mode 10 is given as an example in Figure 4, for which the following considerations that can also be extended to its other two out-of-plane stress counterparts apply. The fundamental aspect to note is that the correct variation of modal stresses across the thickness is captured in this case only by higher order theories.

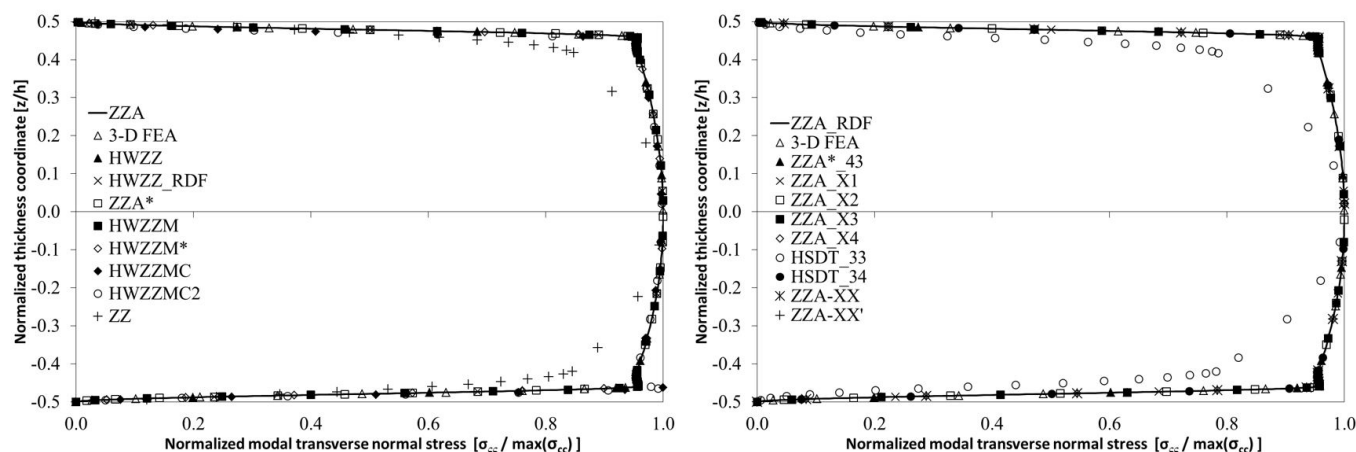


Figure 4 Case e: Normalized modal transverse normal stress (mode 10, pumping).

The same holds for displacements, which in non-mixed theories directly affect the stresses, but also the mixed formulations of this paper, wherein stresses are assumed apart with the intention of obtaining greater accuracy, appear however inadequate. Anyway it could be noticed that HSDT_33, HWZZMC, C2 and ZZ, even if not included among the higher-order theories, in this case prove to be adequate.

Beyond this, the numerical efficiency of high-order theories is confirmed (see Table 3), along with that zig-zag functions can be arbitrarily chosen, or even that they can be omitted, as well as the form of representation can be assumed arbitrarily, without the results being affected, so confirming the results of previous cases.

Case f. This case derives from the previous one considering a more rigid and denser core (see, Table 4) selected between available foamy materials of industrial interest, while the faces are the same made of layers of epoxy glass and epoxy rayon. Due to the variation of the core characteristics remarked above, a different behavior than for the previous case is shown by the results of Table 10 regarding free vibration frequencies, because similarly to case d but differently to previous case e the existence of pumping modes does not occur among the first 10 modes.

As a consequence, the theories exhibit a dissimilar behavior compared to that shown for the previous case e because the dispersion of the results is lower, despite apparently there should be the same layerwise effects as the characteristics of the core assumed are still similar to those of case e, while in reality they are minor since the existence of pumping modes is precluded. As a consequence, for this case, which further demonstrates that even mild variations of material properties cause strongly different behaviors in sandwich structures, many theories appear adequate.

In fact, the first frequencies are captured with sufficient precision by most theories, the exceptions being represented by HWZZMA, HWZZM0, MHWZZA, MHWZZA4, MHR, MHR4, MHR4 ±, HSDT, FSDT, HSDT_32. As many of the considerations of case e still holds and discrepancies among theories are more limited than in the previous case, for the present case are not reported figures.

As far as calculation costs (Table 3) and theoretical aspects of modeling are concerned, what has already been observed in the previous case about the choice of zig-zag functions and of the representation form across the thickness is confirmed.

Table 10 Normalized frequencies, case f.

THEORY	Mode 1 (1,1)	Mode 2 (1,2)	Mode 3 (2,1)	Mode 4 (1,3)	Mode 5 (2,2)	Mode 6 (2,3)	Mode 7 (1,4)	Mode 8 (3,1)	Mode 9 (3,2)	Mode 10 (2,4)
3D FEA ^{(Icardi and Atzori (2004))}	2.0795	3.3263	4.1141	4.9108	4.9759	6.3078	6.8086	7.4053	8.0236	8.0545
Theories with identical results [◆]	2.0796	3.3265	4.1004	4.9036	4.9648	6.2918	6.7699	7.3228	7.9472	8.0112
HWZZMA	5.5699	6.0388	7.2736	8.6068	16.2809	16.6222	17.1914	17.4915	30.6469	28.1735
HWZZMB	2.0847	3.3368	4.1449	4.9246	4.9909	6.3213	6.8051	7.4984	8.0336	8.0493
HWZZMB2	2.1027	3.4048	4.3459	4.9246	5.3958	6.3213	6.8051	7.8723	8.0487	8.0962
HWZZM0	2.6805	5.5223	6.3050	8.9939	10.6038	12.3649	13.8818	14.4314	17.7913	20.3025
HRZZ	2.0555	3.2287	3.9386	4.6061	4.6658	5.6683	6.0051	6.2595	6.4412	6.6360
HRZZ4	2.0616	3.2539	3.9753	4.6830	4.7377	5.8248	6.2043	6.4185	6.6973	6.9919
MHWZZA	0.6897	2.5190	2.8355	3.2094	4.0947	4.7940	5.2636	6.3369	10.2714	11.2195
MHWZZA4	0.6916	2.1904	2.5936	3.4786	3.6347	3.8856	4.0466	5.6961	8.6553	8.7156
MHR	9.2783	11.9900	14.8886	17.0729	17.2357	17.6067	18.5309	19.4935	21.3978	21.7227
MHR4	9.3355	13.0453	18.2477	18.5238	20.3075	24.1139	24.6192	26.5227	28.1148	29.0030
MHR±	2.0873	3.3592	4.1351	4.9964	5.0251	6.4125	6.9726	7.4450	8.0906	8.2465
MHR4±	5.1728	6.5043	7.5808	7.6859	7.8535	8.8055	9.2334	8.2442	8.9815	10.1505
PP23	2.1040	3.4462	4.2652	5.2636	5.4763	6.9835	8.0887	8.1308	8.9025	9.4691
ZZ	2.1040	3.3412	4.3350	4.9154	5.1633	6.4531	6.7886	8.0586	8.1505	8.6417
HSDT_32	2.2404	3.5104	5.2991	5.4004	6.2323	7.5868	7.6496	9.6758	10.9591	11.5818
HSDT	3.4532	5.2974	6.1860	7.4331	7.5539	9.2594	9.6431	10.0533	10.5555	11.4844
FSDT	8.5977	13.1629	16.8641	19.3114	19.6340	24.1875	25.2568	25.8551	27.2188	29.6662

◆ ZZA, ZZA*, HWZZ, HWZZM, HWZZM*, HWZZMC, HWZZMC2, HSDT_33, HSDT_34, ZZA*_43, ZZA_RDF, HWZZ_RDF, ZZA_X1, ZZA_X2, ZZA_X3, ZZA_X4, ZZA-XX, ZZA-XX' (error < 1%).

Case g. This case has the same laminated faces of cases e and f, made of epoxy-glass and epoxy-rayon layers, but currently the core is made up of two different industrial foams, one constituting the ¼ of the thickness which is made of Rohacell 31 and the other for the remaining quarter which it is made by the same manufacturer but which is less rigid but more dense (properties given in Table 4). In this way the sandwich structure takes on characteristics that are even more strongly asymmetrical than those of case e due to the faces, which make the present case very challenging from the standpoint of modeling.

So, differences between the predictions of the various theories are more marked, as shown by the results for the free vibration frequencies presented in Table 11. u_β and u_ζ modal displacements of the first mode, are reported in Figures 5 and 6, respectively; it should be noticed that nevertheless figures concern a bending mode, strong discrepancies caused by the noticeable layerwise effects are noted among the results by the various theories.

In Figure 7 it is also reported the through-thickness variation of $\sigma_{\zeta\zeta}$ for pumping mode 9, which provides a direct measure of the ability of theories to describe the transverse normal deformation. Because of considerable discrepancies between theories, only higher order theories and HWZZMC, HWZZMC2, HSDT_33 (that commit errors of less than 3%) and ZZ (that is still sufficiently accurate, but whose errors are over 10%) are reported in Figure 7. Because of coefficients of ZZ are defined once and for all layers, once again the beneficial role played by the redefinition of coefficients is highlighted. The ZZ model of 2001 despite having fixed coefficients appears superior to many mixed models like MHR, MHR4, MHWZZA, HWZZMA, HWZZM0, HSDT_32, because although it requires a post-processing it appears cost-effective and more easy to implement. So ZZ represents a valid alternative for not particularly challenging cases that do not require the use of adaptive models.

Instead of other cases, theories HWZZMA, HWZZMB, HWZZMB2, HWZZM0, MHWZZA, MHWZZA4, MHR, MHR4, MHR ±, MHR4 ±, HSDT_32 now provide highly inaccurate results, sign that when layerwise effects are strongly enhanced these theories are unsuited. Since PP23, ZZ, HSDT_33 appear less accurate than adaptive theories with redefined coefficients at the highest frequency considered, it is proven that only by cubic / quartic theories whose coefficients are redefined through the thickness are appropriate for higher-order modes.

Table 11 Normalized frequencies, case g.

THEORY	Mode 1 (1,1)	Mode 2 (1,2)	Mode 3 (2,1)	Mode 4 (1,3)	Mode 5 (2,2)	Mode 6 (2,3)	Mode 7 (1,2)	Mode 8 (1,4)	Mode 9 (1,1)	Mode 10 (1,3)
3D FEA ^[Icardi and Atzori (2004)]	1.8088	2.8905	3.8226	4.3159	4.5659	5.7612	5.8607	6.0359	6.0584	6.1857
Theories with identical results [◆]	1.8078	2.8887	3.7844	4.3068	4.5319	5.7260	5.8201	6.0452	6.0635	6.1789
HWZZMA	5.6747	7.4231	11.1292	14.2994	16.4451	17.3334	17.3941	19.7369	21.3192	22.6575
HWZZMB	2.8387	5.7485	7.5786	9.8365	9.9593	13.7832	15.7482	16.2849	19.0510	29.2717
HWZZMB2	2.6087	5.5092	6.6212	9.3733	9.8365	10.2068	13.7832	15.8463	19.0510	29.2851
HWZZM0	3.0359	6.5841	7.6661	10.7550	12.5084	15.7974	16.2958	16.3219	20.4687	29.5538
HRZZ	1.8069	2.8837	3.7376	4.2738	4.4553	5.5480	15.8071	5.8823	28.4136	28.7126
HRZZ4	1.8067	2.8826	3.7339	4.2671	4.4484	5.5302	15.6286	5.8443	27.3772	27.9550
MHWZZA	0.7246	0.9179	3.3407	3.3479	3.5688	4.3557	6.1238	4.0545	7.9043	16.7350
MHWZZA4	0.6978	0.8651	3.5557	6.3966	6.8917	9.7175	6.2385	10.1841	6.8404	23.3498
MHR	10.9702	12.9657	15.3170	17.2175	19.5764	19.5866	12.4103	20.1339	12.9515	25.9401
MHR4	11.1870	14.7950	22.6656	22.9203	26.2358	33.1135	15.4831	34.9702	27.0792	28.0628
MHR±	2.1762	3.5080	4.3617	5.2810	5.3128	6.8076	20.4583	7.3859	27.0941	39.0589
MHR4±	2.4204	4.0933	4.8042	5.9706	6.1081	7.6269	25.1892	8.3280	29.2856	48.0530
PP23	1.8240	2.9766	3.9065	4.6939	4.7518	6.2354	7.0409	7.2868	7.7506	8.9504
ZZ	1.8390	2.9088	4.0557	4.3283	4.7655	5.9222	6.0851	6.5598	6.5919	7.9180
HSDT_32	2.8859	5.3262	6.8437	8.8258	9.9568	34.1067	41.9080	42.6294	50.1473	53.2910
HSDT_33	1.8076	2.8884	3.7832	4.3069	4.5306	5.7250	5.8278	6.0465	6.3980	6.4500
HSDT	3.3705	5.1307	6.0685	7.2555	7.2900	8.9979	-	9.6855	-	-
FSDT	8.7728	13.4157	17.2080	19.6752	20.0217	24.6560	-	26.3410	-	-

◆ ZZA, ZZA*, HWZZ, HWZZM, HWZZM*, HWZZMC, HWZZMC2, HSDT_34, ZZA*_43, ZZA_RDF, HWZZ_RDF, ZZA_X1, ZZA_X2, ZZA_X3, ZZA_X4, ZZA-XX, ZZA-XX' (error < 1%); Dashed lines: pumping modes.

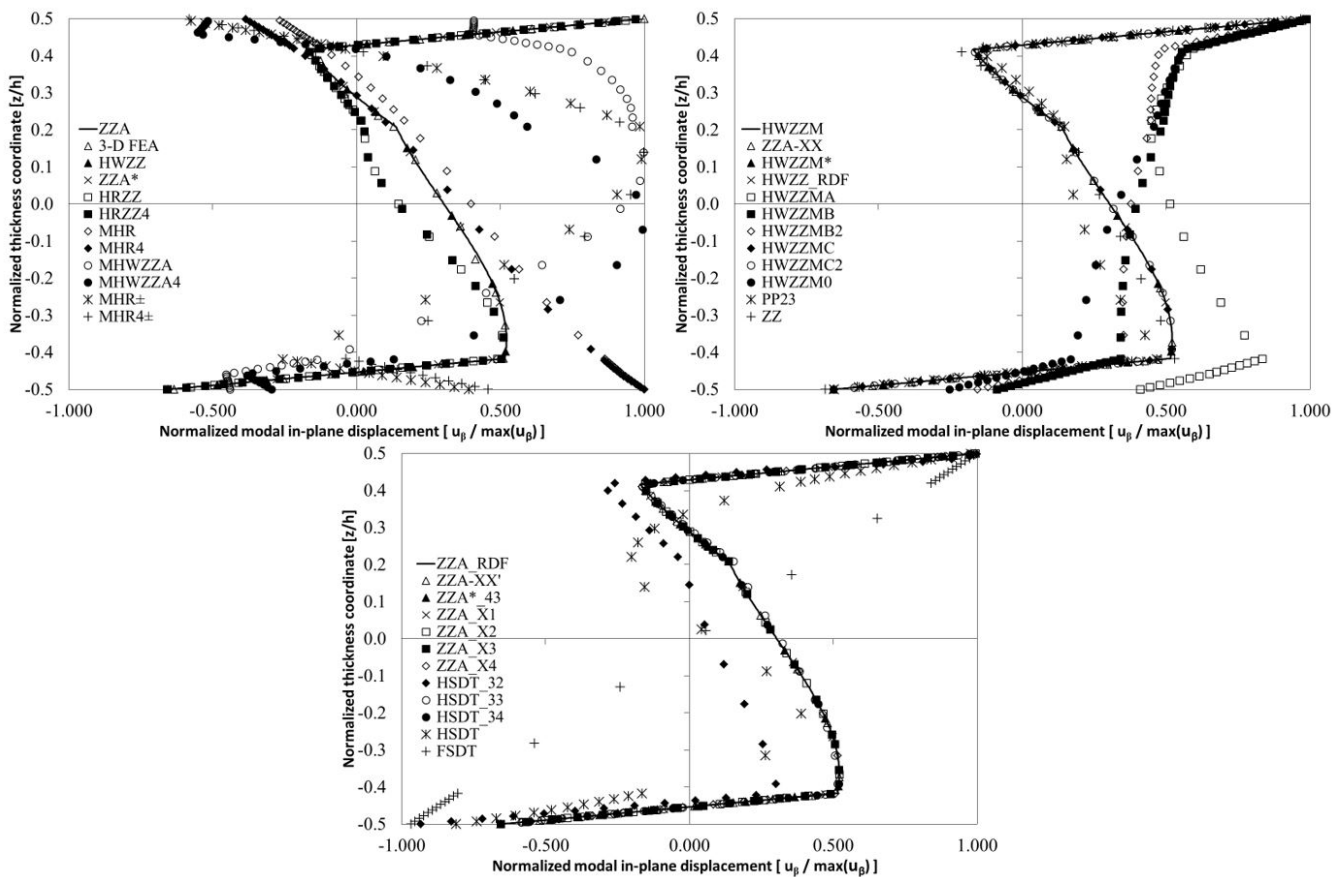


Figure 5 Case g: Normalized modal in-plane displacement (mode 1, bending).

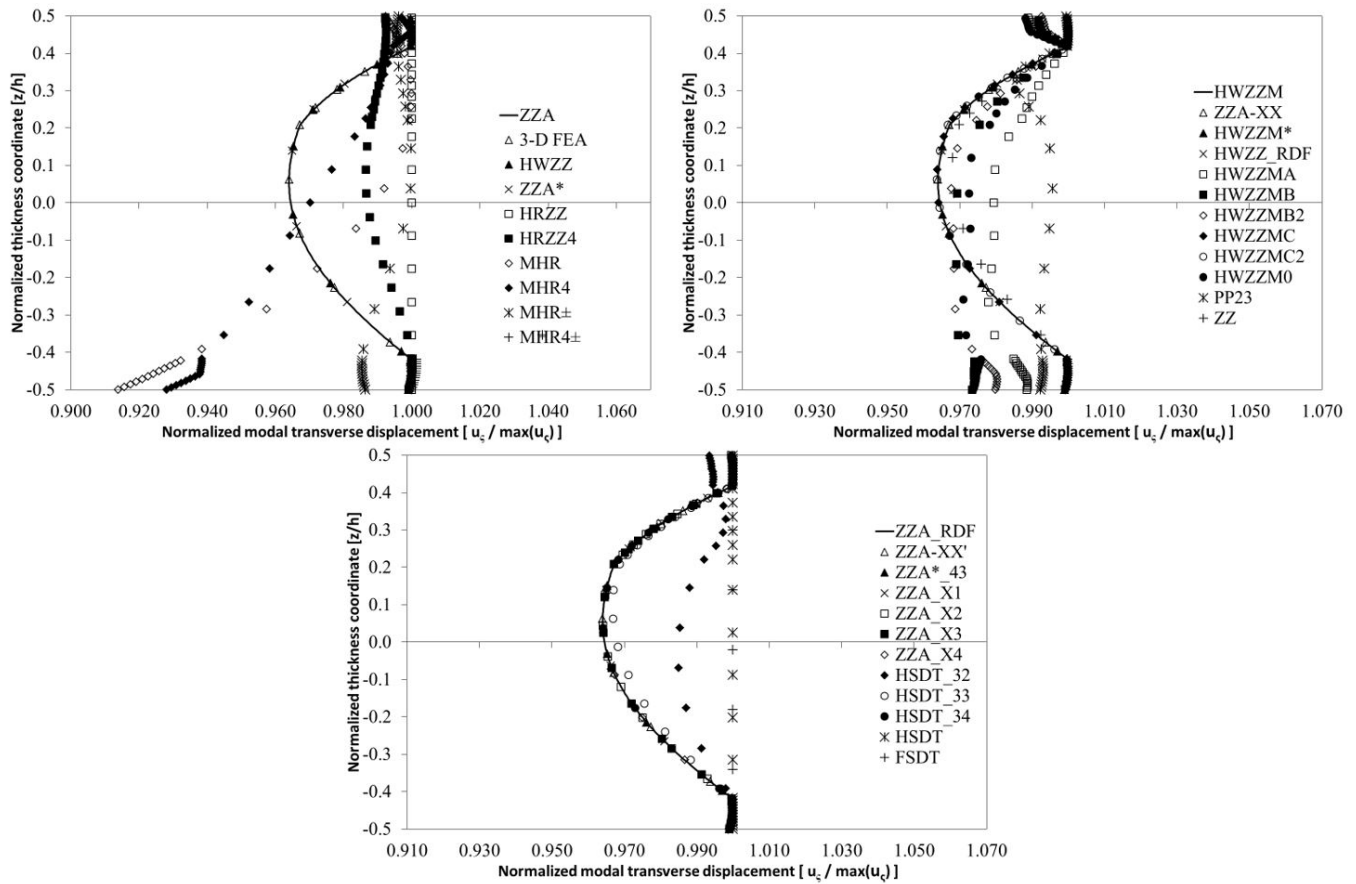


Figure 6 Case g: Normalized modal transverse displacement (mode 1, bending).

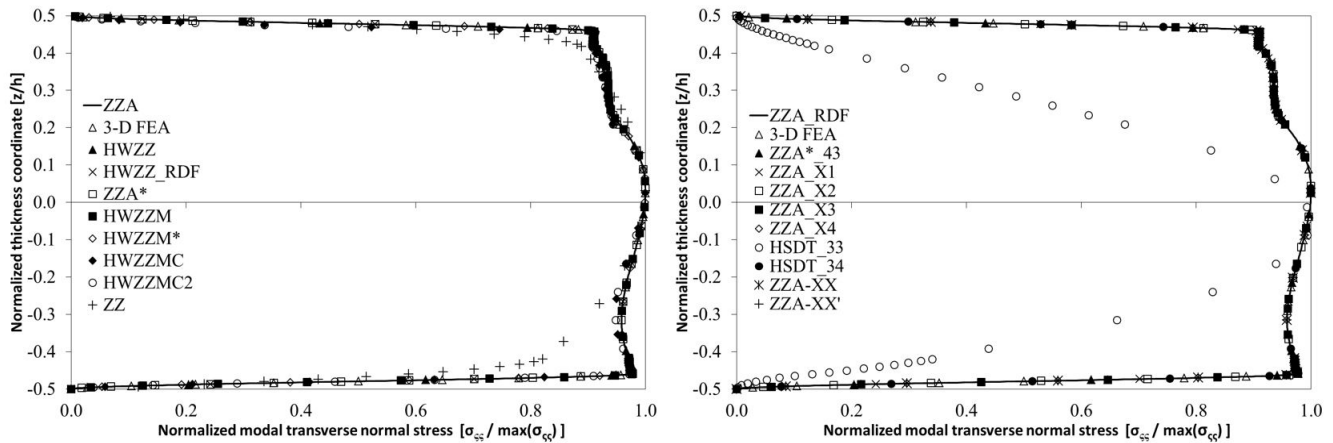


Figure 7 Case g: Normalized modal transverse normal stress (mode 9, pumping).

Because of all this, it turns out that mixed theories such as HRZZ, HRZZ4, MHWZZA, MHWZZA4 (first ones with characteristics similar to those of theories proposed in the literature) has little practical significance since they are neither particularly advantageous from the standpoint point of computational costs savings, nor adequate to study vibrations due to a displacement field not well represented, although the stress field can be quite well represented.

The results also show that theories HWZZMC and HWZZMC2 can accurately calculate natural frequencies, while they are less accurate in calculating modal displacements and stresses.

The always accurate results of the adaptive theories of higher order ZZA, ZZA *, HWZZM, HWZZM *, HWZZ, HSDT_34, ZZA *_43, ZZA-XX, ZZA-XX ', ZZA_RDF, HWZZ_RDF and ZZA_X1, to _X4, demonstrate what claimed by the theoretical viewpoint at the beginning of section 4 dedicated to the numerical results, as well as in the introductory section, i.e. about the possibility of arbitrarily choosing the zig-zag functions and the form of the representation.

Whoever studies problems involving sandwiches in the literature in an analytical way usually uses symmetric laminations, because the theories developed for these structures usually assume the symmetry. Then the finite element method the used for studying asymmetric sandwiches which may exist due to project choices or due to the occurrence of damage, for example due to impact. But the results obtained for this case show that the present higher-order models are as accurate as 3-D FEA, although they have the same number of variables as classical theories like FSDT and HSDT, so they can be used as an alternative to more expensive models in terms of cost and preparation without loss of accuracy even for asymmetric laminations.

6 CONCLUDING REMARKS

In this paper, free vibrations of flexible soft-core sandwich structures assumed as multilayer structures having strong variations of properties of constituent laminae are studied, with the intended aim to discriminate which theoretical assumptions, meaning which different representation of variables across the thickness and which different zig-zag functions, can be more appropriate to efficiently and accurately capture pumping modes dominated by the transverse normal deformation.

Various zig-zag theories by the authors, having a fixed number of variables irrespective of the number of constituent layers, a different representation across the thickness and different zig-zag functions, have been considered in order to confirm the findings of previous articles, at the time demonstrated for static applications and to find other new ones characteristic of physically based theories whose coefficients are redefined across the thickness by enforcing the physical constraints imposed by the elasticity theory.

The intended aim is to numerically prove that, whenever the full set of physical constraints is satisfied, the choice of zig-zag functions is immaterial, that these functions can even be omitted if coefficients, whose number is related to the number of constraints to enforce, are re-determined at interfaces, and moreover that the order of representation of in-plane and transverse displacement components can be freely assumed, as well as that the role assigned to single coefficients because results remains unchanged. In addition, it is proven that there is no variation in the accuracy of results exchanging the order of representation of in-plane and transverse displacement components, while if physical constraints are only partially satisfied the accuracy lowers and becomes dependent on the assumptions made, so the choice of zig-zag and representation functions can no longer be arbitrary.

Confirming the findings in the literature, numerical applications show that pumping modes, for which the transverse deformation becomes as important as transverse shear and in-plane ones, may or may not appear among the first mode, as the behaviour is strongly dependent on the material properties of core and faces of the individual cases.

Certain lower-order theories with only a partial fulfillment of constraints can still be sufficiently accurate in predicting pumping modes, as well as modal through-thickness displacement and stress fields, but in most cases the only rule that seems satisfied and therefore assumes a general character is that only higher-order theories with a full fulfillment of physical constraints can always accurately and efficiently capture the effects played by the transverse normal deformation and so to adequately represent the dynamic behavior.

Considering that their computational cost is still comparable with that of lower-order counterparties which are not always accurate, they turn out to be the most suited ones for analysis. However, only those with the highest rank, i.e. with no simplifying assumptions, are such. Indeed, discrepancies appear among theories with a higher-order representation and reference results, when formulated by introducing simplifying assumptions, without a general rule being drawn from theories that fail because they are not always the same in the various cases examined.

It turns out from numerical results that mixed theories of this paper, some of which have characteristics similar to those of theories proposed in the literature, have little practical significance since they are neither advantageous from the standpoint point of computational costs saving, nor accurate as their displacement field is not well represented.

The results also show that the present, most accurate higher-order models reach the same accuracy degree of 3-D FEA with a much lower number of unknowns and ultimately with a much lower cost, both because an analytical approach is used and the d.o.f. number is the same as classical theories like FSDT and HSDT. So the theories of this paper can be used as an alternative to more expensive models in terms of cost and preparation without any loss of accuracy.

Finally, the results confirm what claimed above about the arbitrariness of zig-zag and representation functions if the coefficients are redefined in order to satisfy all the physical constraints required by the elasticity theory. It is also shown that the redefinition of coefficients allows the theories of any order to significantly increase their accuracy and, in addition that exchanging order and form of representation results do not change.

Author's Contributions: Conceptualization, U Icardi and A Urraci; Methodology, U Icardi and A Urraci; Investigation, U Icardi and A Urraci; Writing - original draft, U Icardi and A Urraci; Writing - review & editing, U Icardi and A Urraci; Supervision, U Icardi and A Urraci.

Editor: Rogério José Marczak.

References

- Altenbach, H. (1998). Theories for laminated and sandwich plates. A review, *Mechanics of Composite Materials* 34(3):243-252.
- Barouni, A.K., Saravanos, D.A. (2016). A layerwise semi-analytical method for modeling guided wave propagation in laminated and sandwich composite strips with induced surface excitation, *Aerospace Science and Technology* 51:118–141.
- Boscolo, M., Banerjee, J.R. (2014). Layer-wise dynamic stiffness solution for free vibration analysis of laminated composite plates, *Journal of Sound and Vibration* 333(1):200–227.
- Burlayenko, V.N., Altenbach, H., Sadowski, T. (2015). An evaluation of displacement-based finite element models used for free vibration analysis of homogeneous and composite plates, *Journal of Sound and Vibration* 358:152–175.
- Carrera, E. (1999). A study of transverse normal stress effects on vibration of multilayered plates and shells, *Journal of Sound and Vibration* 225:803–829.
- Carrera, E. (2001). Developments, ideas, and evaluations based upon Reissner's mixed variational theorem in the modeling of multilayered plates and shells, *Applied Mechanics Reviews* 54(4):301-329.
- Carrera, E. (2003). Historical review of zig-zag theories for multilayered plates and shells, *Applied Mechanics Reviews* 56(3):287-308.
- Carrera, E. (2004). On the use of the Murakami's zig-zag function in the modeling of layered plates and shells, *Computers & Structures* 82(7-8):541–554.
- Carrera, E., Ciuffreda, A. (2005). Bending of composites and sandwich plates subjected to localized lateral loadings: a comparison of various theories, *Composite Structures* 68:185–202.
- Catapano, A., Giunta, G., Belouettar, S., Carrera, E. (2011). Static analysis of laminated beams via a unified formulation, *Composite Structures* 94(1):75-83.
- Cho, K.N., Bert, C.W., Striz, A.G. (1991). Free vibrations of laminated rectangular analyzed by higher order individual-layer theory, *Journal of Sound and Vibration* 145(3):429-442.
- de Miguel, A.G., Carrera, E., Pagani, A., Zappino, E. (2018) Accurate Evaluation of Interlaminar Stresses in Composite Laminates via Mixed One-Dimensional Formulation, *AIAA Journal* 56(11):4582-4594.
- Demasi, L. (2004). Refined multilayered plate elements based on Murakami zig-zag functions, *Composite Structures* 70:308–316 .
- Di Sciuva, M. (1984). A refinement of the transverse shear deformation theory for multilayered orthotropic plates, *L'Aerotecnica, Missili e Spazio* 62:84–92.
- Frostig, Y., Thomsen, O.T. (2004). High-order free vibration of sandwich panels with a flexible core, *International Journal of Solids and Structures* 41:1697–1724.
- Frostig, Y., Thomsen, O.T. (2009a). On the free vibration of sandwich panels with a transversely flexible and temperature-dependent core material – Part I: Mathematical formulation, *Composites Science and Technology* 69:856–862.
- Frostig, Y., Thomsen, O.T. (2009b). On the free vibration of sandwich panels with a transversely flexible and temperature-dependent core material– Part II: Numerical study, *Composites Science and Technology* 69:863–869.
- Icardi, U. (2001). Higher-order zig-zag model for analysis of thick composite beams with inclusion of transverse normal stress and sublaminates approximations, *Composites Part B: Engineering* 32(4):343-354.
- Icardi, U., Atzori, A. (2004). Simple, efficient mixed solid element for accurate analysis of local effects in laminated and sandwich composites, *Advances in Engineering Software* 35(12):843-859.

- Icardi, U., Sola, F. (2014). Development of an efficient zig-zag model with variable representation of displacements across the thickness, *Journal of Engineering Mechanics* 140(3):531-541.
- Icardi, U., Urraci, A. (2018a). Free and forced vibration of laminated and sandwich plates by zig-zag theories differently accounting for transverse shear and normal deformability, *Aerospace* 5(4):108.
- Icardi, U., Urraci, A. (2018b). Novel HW mixed zig-zag theory accounting for transverse normal deformability and lower-order counterparts assessed by old and new elastostatic benchmarks, *Aerospace Science and Technology* 80:541-571.
- Jun, L., Xiang, H., Li Xiaobin, L. (2016). Free vibration analyses of axially loaded laminated composite beams using a unified higher-order shear deformation theory and dynamic stiffness method, *Composite Structures* 158:308-322.
- Kapurria, S., Dumir, P.C., Jain, N.K. (2004). Assessment of zig-zag theory for static loading, buckling, free and forced response of composite and sandwich beams, *Composite Structures* 64(3-4):317-327.
- Kapurria, S., Nath, J.K. (2013). On the accuracy of recent global-local theories for bending and vibration of laminated plates, *Composite Structures* 95:163-172.
- Kazancı, Z. (2016). A review on the response of blast loaded laminated composite plate, *Progress in Aerospace Sciences* 81:49-59.
- Khandan, R., Noroozi, S., Sewell, P., Vinney, J. (2012). The development of laminated composite plate theories: a review, *Journal of Materials Science* 47(16):5901-5910.
- Khdeir, A.A., Aldraihem, O.J. (2016). Free vibration of sandwich beams with soft core, *Composite Structures* 154:179-189.
- Kim, J.S. (2007). Free vibration of laminated and sandwich plates using enhanced plate theories, *Journal of Sound and Vibration* 308(1-2):268-286.
- Li, X.Y., Liu, D. (1997). Generalized laminate theories based on double superposition hypothesis, *International Journal for Numerical Methods in Engineering* 40:197-212.
- Lin, T.R., Zhang K. (2018). An analytical study of the free and forced vibration response of a ribbed plate with free boundary conditions, *Journal of Sound and Vibration* 422:15-33.
- Lopatin, A.V., Morozov, E.V. (2010). Symmetrical vibration modes of composite sandwich plates. *Journal of Sandwich Structures and Materials* 13(2):189-211.
- Lur'e, S.A., Shumova, N.P. (1996). Kinematic models of refined theories concerning composite beams plates and shells, *Mechanics of Composite Materials* 32(5):422-430.
- Malekzadeh, K., Khalili, M.R., Mittal, R.K. (2005). Local and Global Damped Vibrations of Plates with a Viscoelastic Soft Flexible Core: An Improved High-order Approach, *Journal of Sandwich Structures & Materials*, 7(5):431-456.
- Noor, A.K., Burton, S.W., Bert, C.W. (1996). Computational model for sandwich panels and shells. *Applied Mechanics Reviews* 49(3):155-199.
- Rahmani, O., Khalili, S.M.R., Malekzadeh, K. (2010). Free vibration response of composite sandwich cylindrical shell with flexible core, *Composite Structures* 92:1269-1281.
- Rao, M.K., Desai, Y.M. (2004). Analytical solutions for vibrations of laminated and sandwich plates using mixed theory, *Composite Structures* 63(3-4):361-373.
- Reddy, J.N., (2003). *Mechanics of laminated composite plates and shells: Theory and analysis*. 2nd ed, CRC Press (Boca Raton).
- Reddy, J.N., Robbins, D.H. (1994). Theories and computational models for composite laminates, *Applied Mechanics Reviews* 47:147-165.
- Sayyad, A.S., Ghugal, Y.M. (2015). On the free vibration analysis of laminated composite and sandwich plates: A review of recent literature with some numerical results, *Composite Structures* 129:177-201.
- Schwartz-Givli, H., Rabinovitch, O, Frostig, Y. (2007). Free vibrations of delaminated unidirectional sandwich panels with a transversely flexible core—a modified Galerkin approach, *Journal of Sound and Vibration* 301:253-277.
- Vasilive, V.V., Lur'e, S.A. (1992). On refined theories of beams, plates and shells, *Journal of Composite Materials* 26:422-430.

Vescovini, R., Dozio, L. (2016). A Variable-Kinematic Model for Variable Stiffness Plates: Vibration and Buckling Analysis, *Composite Structures* 142:15-26.

Yang, Y., Pagani, A., Carrera, E. (2017). Exact solutions for free vibration analysis of laminated, box and sandwich beams by refined layer-wise theory, *Composite Structures* 175:28–45.

Zhen W., Wanji, C. (2007). A study of global–local higher-order theories for laminated composite plates, *Composite Structures* 79:44–54.

Zhen, W., Wanji, C. (2006). Free vibration of laminated composite and sandwich plates using global–local higher-order theory, *Journal of Sound and Vibration* 298(1-2):333–349.