

Synthesis of poly[oligo(hexafluoropropylene oxide) perfluoroisopropenylether (PIPE)] graft copolymers with vinylidene fluoride (VDF) using CF<sub>3</sub> radicals

*Original*

Synthesis of poly[oligo(hexafluoropropylene oxide) perfluoroisopropenylether (PIPE)] graft copolymers with vinylidene fluoride (VDF) using CF<sub>3</sub> radicals / Burgess, T. J.; Vitale, A.; Joly-Duhamel, C.; Bongiovanni, R.; Manseri, A.; Ono, T.; Ameduri, B.; Friesen, C. M.. - In: POLYMER CHEMISTRY. - ISSN 1759-9954. - ELETTRONICO. - 10:48(2019), pp. 6651-6661. [10.1039/c9py01453e]

*Availability:*

This version is available at: 11583/2779192 since: 2023-04-19T13:36:14Z

*Publisher:*

Royal Society of Chemistry

*Published*

DOI:10.1039/c9py01453e

*Terms of use:*

This article is made available under terms and conditions as specified in the corresponding bibliographic description in the repository

*Publisher copyright*

(Article begins on next page)

# Synthesis of poly[oligo(hexafluoropropylene oxide) perfluoroisopropenylether (PIPE)] graft copolymers with vinylidene fluoride (VDF) using CF<sub>3</sub> radicals

Trevor J. Burgess<sup>1</sup>, Alessandra Vitale<sup>2</sup>, Christine Joly-Duhamel<sup>3</sup>, Roberta Bongiovanni<sup>2</sup>, Abdelatif Manseri<sup>3</sup>, Taizo Ono<sup>4</sup>, Bruno Améduri<sup>3\*</sup> and Chadron M. Friesen<sup>1\*</sup>

<sup>1</sup>Department of Chemistry, Trinity Western University, Langley, British Columbia, V2Y 1Y1, Canada.  
Email: chad.friesen@twu.ca

<sup>2</sup>Department of Applied Science and Technology, Politecnico di Torino, 10129 Torino, Italy

<sup>3</sup>Institut Charles Gerhardt, ICGM, UMR 5253 CNRS Université de Montpellier, CNRS, ENSCM, Team IAM Place Eugène Bataillon, 34095 Montpellier Cedex 5, France

<sup>4</sup>Fluorine Division, Research & Development Center, Mitsubishi Materials Electronic Chemicals Co., Ltd. 3-1-6 Barajima, Akita city, Akita 010-8585, Japan

**KEYWORDS** : fluoropolymer; perfluoroisopropenyl ethers; graft copolymers; hexafluoropropylene oxide; <sup>19</sup>F-NMR spectroscopy; radical copolymerization; thermal properties; vinylidene fluoride.

**Abstract.** The synthesis of poly(vinylidene fluoride)-graft-oligomeric hexafluoropropylene oxide graft copolymers [poly[VDF-g-oligo(HFPO)-PIPE] is presented, where VDF, HFPO, and PIPE stand for vinylidene fluoride (CH<sub>2</sub>=CF<sub>2</sub>), hexafluoropropylene oxide (CF<sub>3</sub>CFCF<sub>2</sub>O) and, perfluoroisopropenylether (-OC(CF<sub>3</sub>)=CF<sub>2</sub>), respectively. First, an 82% isolated yield of oligo(HFPO)-PIPE macromonomer was achieved by using oligo(HFPO) primary iodide as the starting reagent. Then, the radical copolymerization of VDF with the PIPE comonomer, initiated by perfluoro-3-ethyl-2,4-dimethyl-3-pentyl persistent radical (PPFR), was studied under various conditions. The PPFR initiator, stable at room temperature, was able to release a <sup>•</sup>CF<sub>3</sub> radical starting from 80 °C. The resulting poly[VDF-g-oligo(HFPO)-PIPE] graft copolymers were produced in good isolated yields (76 to 97%). The molar percentages and molar masses of such graft copolymers were assessed by <sup>19</sup>F-NMR spectroscopy using the CF<sub>3</sub>- end-group label. The molar percentages of VDF and oligo(HFPO)-PIPE comonomers reached up to 99% and 20%, respectively, while the molar masses ranged between 7,500 and 42,600 g.mol<sup>-1</sup>. Their thermal properties showed: i) fair to satisfactory thermostability (T<sub>d</sub><sup>5%</sup>) showing up to 271 °C under nitrogen, ii) glass transition (T<sub>g</sub>) ranged from -81 to -82 °C while iii) their melting temperature (T<sub>m</sub>) ranged between 150 and 163 °C. Moreover the synthesized copolymers were demonstrated to be highly omniphobic (i.e., simultaneously hydrophobic and oleophobic), showing a water contact angle of ca. 133°, a hexadecane contact angle ca. 70°, and a surface energy as low as 12 mN/m.

## 1. Introduction

Fluorinated elastomers are specialty polymers with outstanding properties for many applications.<sup>1,2</sup> They can be either poly(phosphazenes),<sup>3</sup> fluorosilicones or thermoplastic elastomers.<sup>1</sup> Certainly perfluoroalkylvinyl ether monomers (PAVE), such as  $C_nF_{2n+1}OCF=CF_2$ , where  $n = 1$  to  $3$ , are widely used in commercial products utilizing radical polymerization with tetrafluoroethylene (TFE) to form fluoroelastomers known as perfluoroalkoxyl polymer (PFA). The co-monomer, perfluorovinyl ether, interferes with the crystallizability of PTFE and allows for better melt processing ability while maintaining good mechanical properties. This all done without sacrificing chemical resistance and thermal performance, having a continuous service temperature of  $260\text{ }^\circ\text{C}$ .<sup>4</sup> These PFA polymers are resistant to aggressive chemicals, allowing for their use in corrosion-resistant lining of vessels, encapsulated o-rings, medical tubing, heat exchangers, semi-conductor baskets, valve liners, pumps and fittings, electrical insulation, insulator bushes, nozzles applications and many more.<sup>5</sup>

Other researchers discovered further utility of the perfluoroalkenyloxy moiety by changing the mode of radical polymerization to cycloaddition. For example, Smith and Wu's research groups explored perfluorovinyl ether linked to aromatics to eventually create perfluorocyclobutyl-bridged polymers through a [2+2] cycloaddition reaction.<sup>6</sup> These materials are found to be useful in electro-optic applications. More recently, oligo(HFPO)-PVE based macromonomers (where PVE is  $-OCF=CF_2$ ) were demonstrated to copolymerize with VDF to create novel graft copolymer, [poly(VDF-*g*-oligo(HFPO)-PVE)], with low glass transition temperatures ( $-79$  to  $-54\text{ }^\circ\text{C}$ ), good thermal stability ( $410$  to  $494\text{ }^\circ\text{C}$  range under air), and melting temperatures ( $138$  to  $159\text{ }^\circ\text{C}$ ).<sup>7</sup> In addition, Lopez et al., demonstrated that click chemistry can be utilized with telechelic perfluoropolyalkylethers (PFPAE) to form a new library of elastomers with the lowest glass transition temperatures evidenced at  $-105\text{ }^\circ\text{C}$  and thermal stability averaging around  $200\text{ }^\circ\text{C}$  under air.<sup>8</sup>

An expansion of this work beyond perfluorovinylethers with PFPAE was considered since pentafluoro-1-methylvinyl *t*-butyl carbonate monomer [ $CF_2=C(CF_3)OC(O)C(CH_3)_3$ ] was demonstrated to be useful in the formation of terpolymer of molar masses of  $4.5 \times 10^4 M_n$  for use as  $157\text{ nm}$  photoresists.<sup>9</sup> Other works used perfluoroisopropenyl esters. Specifically, Narita demonstrated that bis( $\alpha$ -trifluoromethyl- $\beta$ -difluorovinyl)

terephthalate [CF<sub>2</sub>=C(CF<sub>3</sub>)OCOC<sub>6</sub>H<sub>4</sub>COOC(CF<sub>3</sub>)=CF<sub>2</sub>] could radically polymerize with 1,4-dioxane through a radical polyaddition mechanism with cyclic ethers, using benzoyl peroxide (BPO) or with  $\gamma$ -rays to generate polymers up to 1.5x10<sup>4</sup> M<sub>n</sub>.<sup>10,11</sup> When gamma rays were used then higher molecular-weight polymers were possible compared with those initiated with BPO. The Hitachi Company, utilizing this same chemistry, accomplished radical polyaddition with crown ethers for application in lithium ion secondary batteries.<sup>12</sup> Their new materials exhibited high ionic conductivity and the electrolyte exhibited superior charge and discharge characteristics. Water repellent material can also be made if radical polyaddition of perfluoroisopropenyl ester is polymerized with silsesquioxane, resulting in polymer molar masses of 2.5x10<sup>5</sup> M<sub>n</sub>.<sup>13</sup> Lastly, it was found that this ester was useful in polymerizing vinyl compounds such as N-vinylcarbazole (5.16x10<sup>4</sup> M<sub>n</sub>) and butylvinylether (1.57x10<sup>5</sup> M<sub>n</sub>) catalytically at -78 °C in toluene.<sup>14</sup>

Beyond these applications, synthetic strategies were also reviewed to construct a perfluoroisopropenyl group. For example, Storey and co-workers reported a 79% yield of ethyl pentafluoroisopropenyl ether (EtOC(CF<sub>3</sub>)=CF<sub>2</sub>) by adding triethylphosphite [P(OEt)<sub>3</sub>] to hexafluoroacetone at -60 °C.<sup>15</sup> Huang and Kudzma reported a very low yielding pentafluoroisopropenyl ether (6%) which was accessed by a sevoflurane derivative (CH<sub>2</sub>FOC(CF<sub>3</sub>)=CF<sub>2</sub>) using lithium bis(trimethylsilyl)amide (LiHMDS) to dehydrofluorinate sevoflurane (CH<sub>2</sub>FOCH(CF<sub>3</sub>)<sub>2</sub>).<sup>16</sup> Nakai described a perfluoroisopropenyl ester rather than an ether via the lithium enolate prepared from hexafluoroisopropanol (HFIP) and benzoyl chloride yielding an 82% isolated product.<sup>17</sup> While this final route is facile and accessible from acid fluorides of oligo(HFPO), we primarily sought to find a synthesis for the PIPE over the ester, since ether linkages tend to withstand harsher environments. In 2018, we communicated the formation of oligo(HFPO)-PIPE.<sup>18</sup> The best route to PIPE was using oligo(HFPO) primary iodide and treating the iodide with one equivalent of phenyl lithium at -78 °C in perfluorohexane/hexane mixture and then proceeding to slowly warm up the mixture to room temperature over 4 hours.

Since our experimental work quickly showed that [2+2] cycloadditions would not be likely, this work aims at demonstrating whether oligo(HFPO)-PIPE could copolymerize with VDF under radical conditions and we have chosen •CF<sub>3</sub> radical generated by a persistent perfluororadical initiator (PPFR) for its efficiency with

fluoromonomers. The thermal and wettability properties of the resulting copolymers have been studied and discussed.

## 2. Experimental section

### 2.1 Materials.

All reagents were used as received unless it is stated. 1,1-Difluoroethylene (vinylidene fluoride, VDF) was kindly supplied by Arkema (Pierre-Benite, France). The persistent radical (PPFR) was synthesized as reported as before. oligo(hexafluoropropylene oxide) primary iodide and 1,1,2-trichloro-1,2,2-trifluoroethane (Freon® 113) were kindly offered by DuPont (Wilmington, USA). Deuterated dimethylformamide (DMF-d<sub>7</sub>) used for the NMR spectroscopy was purchased from Euroiso-top (Grenoble, France) (purity>99.8%). Perfluorobuthyl/isobutyl methyl ether, HFE-7100, was purchased from 3M (USA). Pentafluorocinnamic acid, methanol, dibutyl ether, phenyl lithium, acetone, hexanes, perfluorohexane, lithium chloride, dimethylformamide (DMF), tetrahydrofuran (THF), trifluorotoluene, N-benzylbenzamide were purchased from Sigma Aldrich (Canada). The 3 mm magnetic stir-bar for the Carius tube was purchased from Carl Roth GmbH Co. D 76185 Karlsruhe, Germany.

### 2.2 Analysis

*Nuclear Magnetic Resonance (NMR) spectroscopy:* The structure of the products was determined by NMR spectroscopy at room temperature (25 °C). NMR spectra were recorded on Bruker AC-400 instruments using a deuterated benzene capillary as an internal reference. The experimental conditions were accomplished using TopSpin 2.1 operating at 400.13 (<sup>1</sup>H), 376.46 (<sup>19</sup>F), 100.62 (<sup>13</sup>C) MHz. Flip angle 90° for <sup>1</sup>H and <sup>13</sup>C and 30° for <sup>19</sup>F-NMR; acquisition time 3.96 s (<sup>1</sup>H), 0.87 s (<sup>19</sup>F), 1.36 s (<sup>13</sup>C); pulse delay 2 s (<sup>1</sup>H), 4 s (<sup>19</sup>F and <sup>13</sup>C); scans 128 (<sup>1</sup>H), 16 (<sup>19</sup>F), 6144 (<sup>13</sup>C); and pulse width of 12.5 (<sup>1</sup>H), 13.0 (<sup>19</sup>F), and 9.0 (<sup>13</sup>C) μs. The letters b, s, d, t, q, and sext stand for broad, singlet, doublet, triplet, quartet, and sextet, respectively.

*Matrix Assisted Laser Desorption Ionization-Time-Of-Flight mass spectrometry (MALDI-TOF-MS):* Experiments were determined with a Bruker Ultraflex III with a positive ionization method for compounds containing a higher content of hydrocarbons and a negative ionization method for compounds higher in fluorocarbon content. For sample preparation, the first solution is made by adding 0.5 g of 2,3,4,5,6-

pentafluorocinnamic acid to a 50 mL flask followed by the addition of 12.5 mL of the solvents HFE-7100 and methanol. To prepare the macromonomer for analysis, 2 to 3 drops of it is added to a 1.5 mL vial followed by an addition of 1 mL of the previously prepared 20 g/L perfluorocinnamic acid in HFE-7100/methanol solution and vortexed. 1  $\mu$ l of the prepared sample containing and matrix solution is then withdrawn and added to the stainless steel MALDI plate followed by 1  $\mu$ L of cationization agent (10 mg/mL solution of lithium chloride in methanol).

*Thermogravimetric analyses (TGA):* Thermogravimetric analyses were performed with a Mettler Toledo TGA/SDTA 851<sup>e</sup> apparatus under nitrogen (60 mL/min) at a heating rate of 10 °C.min<sup>-1</sup> from 25 °C up to a maximum of 800 °C, using an alumina pan. The sample size varied between 10 and 15 mg. The first derivative of the weight loss profile was calculated in order to identify the main degradation peaks of the systems.

*Differential Scanning Calorimetry (DSC):* Differential Scanning Calorimetry measurements were conducted using a Netzsch DSC 200F3 Maia® instrument connected to a micro-computer. The apparatus was calibrated with indium and *n*-decane. After its insertion into the DSC apparatus, the sample at 20 °C was initially cooled 10 °C.min<sup>-1</sup> until it reached -150 °C for 2 min. Then, the first scan was operated at a heating rate of 10 °C.min<sup>-1</sup> up to 250 °C. A second scan was required for the assessment of the T<sub>g</sub>, defined as the inflection point in the heat capacity jump, and T<sub>m</sub>, defined as the maximum of the endothermic peak. The sample size was about 10-15 mg.

*Crystallinity:* The degrees of crystallinity of the copolymers were determined using (Equation 1):

$$\text{Degree of crystallinity } (\chi) = \frac{\Delta H_m}{\Delta H_c} \times 100 \quad (1)$$

where  $\Delta H_c$  (104.5 J g<sup>-1</sup>) corresponds to the enthalpy of melting of a 100% crystalline PVDF<sup>19,20</sup> and  $\Delta H_m$  is the heat of fusion of the copolymer (determined by DSC in J g<sup>-1</sup>).

*Wettability:* Wettability of thin films was assessed by static contact angle ( $\theta$ ) measurements with water ( $\gamma = 72.1$  mN m<sup>-1</sup>) and hexadecane ( $\gamma = 28.1$  mN m<sup>-1</sup>) by means of a FTA 1000C instrument, equipped with a video camera and image analyzer, at room temperature with the sessile drop technique. On each surface at least five angles were measured immediately after the droplet deposition: the mean value and the standard deviation were determined.

The surface energy  $\gamma$  was calculated by the Owens–Wendt geometric mean method (Equation 2):

$$\gamma_l(1 + \cos \theta) = 2\sqrt{\gamma^d\gamma_l^d} + 2\sqrt{\gamma^p\gamma_l^p} \quad (2)$$

where  $\gamma^d$  and  $\gamma^p$  are the dispersive and the polar components of the surface energy  $\gamma$  of the polymer, respectively,  $\theta$  is the contact angle between the polymer and the test liquid, and  $\gamma_l$  is the surface tension of the test liquid, formed by a dispersive ( $\gamma_l^d$ ) and a polar ( $\gamma_l^p$ ) part.

## 2.3 Characterization of the PPF<sub>n</sub>R, Synthesis of Monomer, and Radical Polymerization

### 2.3.1 PPF<sub>n</sub>R Initiator

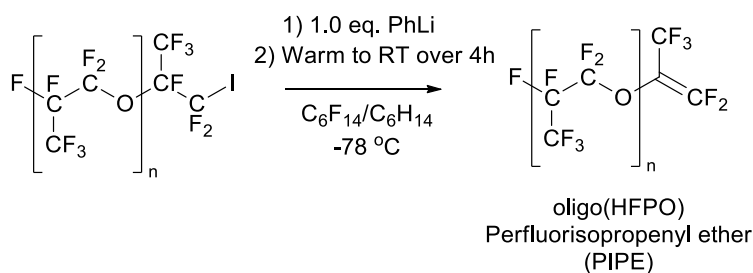
PPFR was synthesized by known procedures.<sup>21,22</sup> The fraction collected at 31–33 °C/25 mmHg was used for this investigation.

*Characterization:* The <sup>19</sup>F-NMR data on the products (E- and Z- forms of perfluoro-3-ethyl-4-methyl-2-pentene) obtained by the thermal decomposition of the persistent perfluoroalkyl radical are as follows<sup>23,24</sup>:

1. E-form: -62.9 (m, 3F), -79.4 (d, <sup>3</sup>J<sub>FF</sub> = 29.3 Hz, 6F), -80.5 (d, <sup>3</sup>J<sub>FF</sub> = 20.3 Hz, 3F), -81.3 (overlapped, 1F), -103.3 (m, 2F), -175.9 (m, 1F)
2. Z-form: -62.7 (d, <sup>3</sup>J<sub>FF</sub> = 48.5 Hz, 3F), -72.1 (s, 6F), -79.1 (overlapped, 4F), -103.5 (m, 2F), -170.1 (quartet, <sup>3</sup>J<sub>FF</sub> = 48.5 Hz, 1F).

*Thermal decomposition*<sup>23</sup>: Decomposition is a first order reaction ( $\ln([\text{PPFR}]/[\text{PTFA}]) = -0.718t + 1.479$ ,  $r = 0.999$ ). The half-life at 90 °C was assessed as 0.97 h.

### 2.3.2 Synthesis of oligo(hexafluoropropylene oxide)-PIPE



**Scheme 1: The formation of PIPE using oligo(hexafluoropropylene oxide) primary iodide and phenyl lithium in a 50/50 mole ratio of hexane and perfluorohexane.**

PIPE monomer was synthesized following the reaction reported in Scheme 1.<sup>18</sup> A 50 mL three-necked round-bottomed flask with a magnetic stir bar was removed from the drying oven and quickly fitted with an elbow stopcock gas inlet adaptor, glass stopper, and rubber septum. All glass-glass joints were sealed with Dow Corning® high-vacuum grease. The system was immediately connected to nitrogen gas via a Schlenk line and allowed to purge while cooling for 15 minutes. The flask was then charged with fresh phenyl lithium solution of recently determined titre in dibutyl ether (3.41 mL, 6.16 mmol, 1.80 M) by syringe. The phenyl lithium was then dried *in vacuo* (2 Torr) to give a tan powder after 1 hour. The flask was slowly back-filled with nitrogen, and the contents were diluted and agitated in 3 mL of scrupulously anhydrous hexanes to a cloudy white solution. The solution was then cooled to -78 °C with stirring in an insulated bath of dry ice/acetone.

A second 50 mL three-necked round-bottomed flask with a magnetic stir bar was fitted as above, and then purged with nitrogen while cooling to room temperature. 1.00 molar equivalents of previously degassed oligo(hexafluoropropylene oxide) primary iodide (10.0 g, 6.16 mmol) was added by weighed syringe. This oil was diluted in 5 mL of anhydrous perfluorohexane while stirring, and then cooled to -78 °C in an insulated dry ice/acetone bath. After cooling for 45 min, the fluorous solution was transferred by syringe to the flask containing phenyl lithium in hexanes, using an additional 2 mL perfluorohexane rinse to facilitate quantitative transfer.

The reaction mixture in the insulated dry ice/acetone bath was allowed to slowly warm to room temperature with continuous stirring over 3-4 hours, followed by quenching with 0.5 mL of deionized water. The solvent was removed *in vacuo* at room temperature in an oil bath. The remaining oligo(HFPO) product was washed 3 times with glacial acetic acid, 3 times with ice cold diethyl ether and then isolated under vacuum to afford clear, light yellow oil containing 27% unreactive hydrogen end-capped material (7.5 g, 82% isolated yield with 63% purity).

*Characterization:*  $\delta$  <sup>19</sup>F NMR (376 MHz, C<sub>6</sub>D<sub>6</sub>, 25 °C, see Figure S1): -66.50 (m, -C(CF<sub>3</sub>)=CF<sub>a</sub>F<sub>b</sub>, 3F), -80 (m, -CF(CF<sub>3</sub>)CF<sub>2</sub>O-), -82.41 (s, CF<sub>3</sub>CF<sub>2</sub>CF<sub>2</sub>O-, 3F), -84.42 (bs, -OC(CF<sub>3</sub>)=CF<sub>a</sub>F<sub>b</sub>, 1F), -88.40 (m, -OC(CF<sub>3</sub>)=CF<sub>a</sub>F<sub>b</sub>, 1F), -130.32 (s, CF<sub>3</sub>CF<sub>2</sub>CF<sub>2</sub>O-, 2F), -144.83 (m, -CF(CF<sub>3</sub>)CF<sub>2</sub>O-, n=8.59 F);  $\delta$  <sup>13</sup>C NMR (100MHz, C<sub>6</sub>D<sub>6</sub>, C<sub>6</sub>F<sub>6</sub>, 25 °C, see Figure S2): 102.52 (dsext, <sup>1</sup>J<sub>CF</sub> = 265.8 Hz, <sup>2</sup>J<sub>CF</sub> = 35.6 Hz, -OCF(CF<sub>3</sub>)CF<sub>2</sub>-), 106.34 (tsext, <sup>1</sup>J<sub>CF</sub> = 265.37 Hz, <sup>2</sup>J<sub>CF</sub> = 38.81 Hz, CF<sub>3</sub>CF<sub>2</sub>CF<sub>2</sub>O-), 115.87 (td, <sup>1</sup>J<sub>CF</sub>=287.86 Hz, <sup>2</sup>J<sub>CF</sub> = 30.75



Hz, -CF(CF<sub>3</sub>)CF<sub>2</sub>O-), 117.73 (qd, <sup>1</sup>J<sub>CF</sub> = 286.13 Hz, <sup>2</sup>J<sub>CF</sub> = 32.90 Hz, -CF(CF<sub>3</sub>)CF<sub>2</sub>O-), 157.57 (t, <sup>1</sup>J<sub>CF</sub> = 301.45 Hz, -OC(CF<sub>3</sub>)=CF<sub>2</sub>; MALDI-TOF (see Figure S3) (Li+) = 1485.390 (n = 7), 1651.248 (n = 8), 1817.471 (n = 9), 1983.517 (n = 10), 2149.560 (n = 11), 2315.606 (n = 12), 2481.648 (n = 13), 2647.687 (n = 14), 2813.722 (n = 15), 2979.756 (n = 16), 3145.777 (n = 17), 3311.800 (n = 18); IR: ν<sub>max</sub>/cm<sup>-1</sup> 1765 (C=CF<sub>2</sub> str.), 1377 (C=CF<sub>2</sub> asym str.), 1306, 1233s (C-F str), 1178b (C-F asym str.), 1126 (C-O stretch), 1026 (=CF<sub>2</sub> sym str.), 981 (C-O scissoring), 807 (-CF<sub>3</sub> str), 746, 651.

### 2.3.3 Radical Copolymerization of oligo(HFPO)-PIPE with VDF

*General Procedure:* The radical polymerizations of VDF and the PIPE macromonomer were performed in thick borosilicate glass Carius tubes (normal tube dimensions = 1.9 cm diameter x 13 cm length x 2 mm thickness; small tube dimensions = 1.9 cm diameter x 6 cm length x 2 mm thickness) flame sealed and rounded on one end and end-to-end joined to a smaller 8 mm diameter x 9.5 cm length x 2 mm thickness tube for vacuum line connection. In a typical copolymerization, a pre-determined amount of the macromonomer, radical initiator, and an appropriate volume of Freon® 113 was added into the Carius tube. The Carius tube was then placed on a special metal vacuum-line manifold containing an intermediate cylinder from which the drop of pressure was beforehand calibrated with the amount (in grams) of VDF. The contents of the tube were degassed by a minimum of three cycles of freeze-thaw for the removal of oxygen. Finally, the required VDF amount was vacuum transferred into the Carius tube frozen in liquid nitrogen. The 8 mm diameter portion of the tube was subsequently flame-sealed under dynamic vacuum while the bottom of the tube was still located in liquid nitrogen. The tube was placed in a capped, zinc plated steel pipe to warm to room temperature (padded with cotton), and this pipe was subsequently placed in water bath, shaken and heated to 90 °C for 14-24 hours. The initial clear, colorless solution became white and powdery (96.5% VDF) or tan and waxy (80-90% VDF). After the reaction was complete, the tube was frozen in liquid nitrogen, opened, warmed to room temperature, and the product transferred into a flask for isolation under vacuum at 50 °C (9 mmHg). The isolated copolymers were then weighed to assess yield. Solubility testing yielded good solubility in acetone, moderate solubility in DMF and THF, and poor solubility in trifluorotoluene. NMR analysis was performed in acetone with capillary inserts filled with C<sub>6</sub>D<sub>6</sub>.

*Reaction #1 [3.5 mol%PIPE/96.5 mol%VDF, see Figure S4]:* In a Carius tube, 1.0039 g (0.6792 mmol) oligo(HFPO)-PIPE, 9.01 g of 1,1,2-trichloro-1,2,2-trifluoroethane, 0.75 g (11.7 mmol) VDF, 0.2366 g (0.5045 mmol) PPFr were added. After the reaction and drying, 1.7152 g of white powdered polymer was obtained in 97.8% yield.

*Reaction #2 [10 mol%PIPE/90 mol%VDF, see Figure S5]:* In a small Carius tube, 1.2154 g (0.579 mmol) oligo(HFPO)-PIPE, 4 mL g of Freon®113, 0.30 g (4.6 mmol) VDF, 0.0957 g (0.2041 mmol) PPFr were added. After the reaction and drying, 1.1818 g pale tan waxy polymer was obtained in 78.0% yield.

*Reaction #3 [15 mol%PIPE/85 mol%VDF, see Figure S6]:* In a small Carius tube, 0.965 g (0.6529 mmol) oligo(HFPO)-PIPE, 4 g of Freon® 113, 0.15 g (2.343 mmol) VDF, 0.013g (0.02772 mmol) PPFr were added. After the reaction and drying, 1.000 g pale tan waxy polymer was formed in 89.7% yield.

*Reaction #4 [20 mol%PIPE/80 mol%VDF, see Figure S7]:* In a small Carius tube, 1.3626 g (0.9219 mmol) oligo(HFPO)-PIPE, 4 g of Freon®113, 0.15g (2.34 mmol) VDF, 0.014 g (0.028 mmol) PPFr were added. After the reaction and drying, 1.3720 g opaque white tacky but waxy polymer was formed in 90.7% yield.

*Characterization:* <sup>19</sup>F (376 MHz, C<sub>6</sub>D<sub>6</sub> capillary/Acetone, 25 °C, δ): -61.3 (CF<sub>3</sub>CH<sub>2</sub>- chain end), -70.2 (-CF<sub>2</sub>C(CF<sub>3</sub>)(ORf)CH<sub>2</sub>-, 3F) -81.6 (bs, CF<sub>3</sub>CF<sub>2</sub>CF<sub>2</sub>O-, 2F), -82.5 (bs, CF<sub>3</sub>CF<sub>2</sub>CF<sub>2</sub>O-, 3F), -79 to -84 (-[CF(CF<sub>3</sub>)CF<sub>2</sub>O]-), -90.3 to -95.8 (-CF<sub>2</sub>- of VDF, normal head-to-tail addition); -109.4 (-CH<sub>2</sub>CF<sub>2</sub>CF<sub>2</sub>C(CF<sub>3</sub>)CH<sub>2</sub>-, 2F), -112.3 (-CH<sub>2</sub>CF<sub>2</sub>CF<sub>2</sub>C(CF<sub>3</sub>)CH<sub>2</sub>-), -113.8 and -116.0 (CH<sub>2</sub>-CF<sub>2</sub>-CF<sub>2</sub>-CH<sub>2</sub> reverse VDF head to head addition), -130.7 (bs, CF<sub>3</sub>CF<sub>2</sub>CF<sub>2</sub>-, 2F), -145.8 (bm, -[CF(CF<sub>3</sub>)CF<sub>2</sub>O]-, 7 x 1F).

#### **2.4 Preparation of poly[VDF-g-oligo(HFPO)-PIPE] graft copolymers thin films**

Thin solid coating were prepared by casting using acetone as the solvent. Films with a thickness of ca. 10 μm were obtained. The fluorinated films were characterized after complete solvent evaporation: 150 °C for 30 min and then at RT for 24 h.

### **3. Results and Discussion**

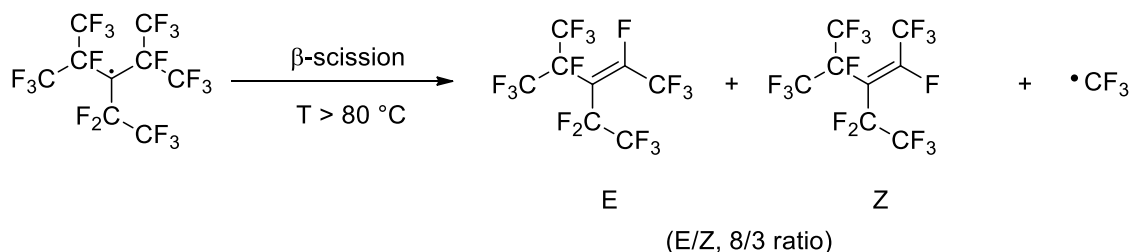
#### **3.1 Synthesis of oligo(hexafluoropropylene oxide)-PIPE**

First, in order to maximize the yield of PIPE, the phenyl lithium concentration was determined using N-benzylbenzamide in THF when it reached its blue end-point.<sup>25</sup> The phenyl lithium was added to the primary

iodide as close to stoichiometry as possible to avoid any side products. Second, the perfluorohexane was purified with phenyl lithium to remove any trace amounts of hydrogen containing fluorohexane. If the hydrogen containing fluorohexane is not removed, the hydrogen is acidic enough to destroy the oligo(hexafluoropropylene oxide) perfluorocarbanion formed in the non-polar hexane/perfluorohexane solvent system. Third, the oligo(HFPO) primary iodide was lowered in temperature to  $-78\text{ }^{\circ}\text{C}$  in hexane/perfluorohexane and left at this temperature for a minimum of 45 minutes prior to the phenyl lithium addition. The temperature is important to stabilize the lithium perfluorocarbanion. If there is any excess of phenyl lithium added, it will form a cascade of side products as reported in a former work.<sup>18</sup> Finally, the lithium perfluorocarbanion was slowly warmed from  $-78\text{ }^{\circ}\text{C}$  to room temperature over an average of 3.5 h to generate the desired product (see Figures S1-S3). Phenyl adducts, which are impurities in the PIPE, can reach as high as 28% if the conditions are not achieved carefully. The  $^{19}\text{F}$ -NMR one (Figure S1) exhibits two distinct peaks centered at  $-84.4$  and  $-88.4$  ppm for fluorines of  $=\text{CF}_2$ . The multiplet at  $-66.5$  ppm corresponds to the multiplet for  $-\text{OCF}_3\text{C}=\text{}$ . The rest of the oligomer is well labeled in the NMR spectra. The  $^{13}\text{C}$ -NMR spectrum (Figure S2) displayed the signal of the triplet assigned to the  $\text{CF}_2=$  moiety. The macromonomer oligo(HFPO)-PIPE used in this work had an average DP value of 8.6 (HFPO units ranging from 7 to 18).

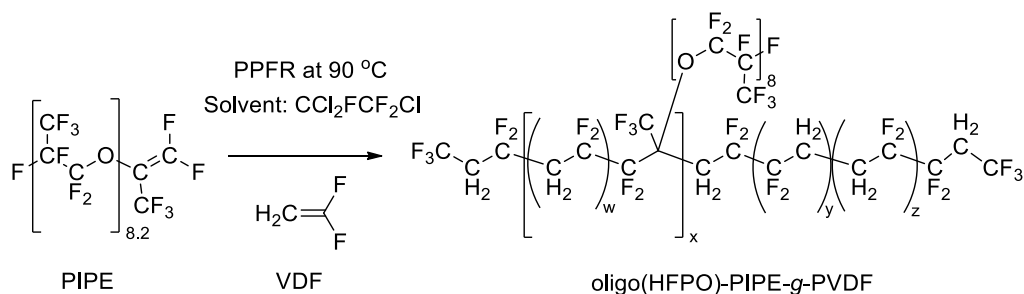
### 3.2 Radical Copolymerization of oligo(hexafluoropropylene oxide)-PIPE with VDF

PPFR, regarded as a persistent radical at room temperature, was used to initiate the radical copolymerization of oligo(hexafluoropropylene oxide)-PIPE macromonomer with VDF by generating a  $\cdot\text{CF}_3$  radical from  $80\text{ }^{\circ}\text{C}$ . Scherer *et al.*<sup>22</sup> and Ono *et al.*<sup>26</sup> reported the synthesis and the thermal degradation of PPFR. The degradation occurred *via* a  $\beta$ -scission to yield a trifluoromethyl radical and perfluoro-4-methyl-3-ethyl-2-pentene (E/Z forms in 8/3 ratio; Scheme 2). It efficiently initiated the homopolymerizations of VDF<sup>27</sup> or trifluoroethylene,<sup>28</sup> the copolymerization of VDF with other fluorinated comonomers<sup>29,30,31</sup>, and the copolymerization of CTFE with isobutyl vinyl ether.<sup>32</sup>



**Scheme 2: perfluoro-3-ethyl-2,4-dimethyl-3-pentyl persistent radical (PPFR) initiator able to generate a trifluoromethyl radical .**

Various initial  $[\text{PPFR}]_0 / ([\text{VDF}]_0 + [\text{oligo}(\text{HFPO})\text{-PIPE}]_0)$  molar ratios were used to carry out the radical copolymerizations in Freon®113 at 90 °C, the half-lives of PPFR being approximately 1 h at this temperature (Scheme 2).



**Scheme 3: Radical copolymerizations of oligo(HFPO)-PIPE macromonomer with VDF initiated by •CF<sub>3</sub> radical generated by PPFR at 90 °C.**

Previously, the copolymerization of VDF with the perfluorovinylether, oligo(HFPO)-PVE was disclosed.<sup>31</sup> However, no study has been reported on the unprecedented radical (co)polymerization of oligo(HFPO)-PIPE macromonomer with VDF (Scheme 3). As explained below, and summarized in Table 1, four different reaction conditions were used. 1,1,2-Trichloro-1,2,2-trifluoroethane (Freon® 113) was the reaction solvent due its ability to dissolve the starting fluorinated monomers and initiator and its inability to induce any chain transfer reactions.

**Table 1. Experimental conditions (including the monomer concentrations) and yields for the radical copolymerization of oligo(HFPO)-PIPE with VDF, initiated by PPFR.<sup>a</sup>**

RXN	$\frac{[\text{PPFR}]_0}{[\text{PIPE}]_0 + [\text{VDF}]_0}$ (Mole %)	PIPE (mmol)	VDF (mmole)	Yield (%)
1	4.1	0.6792	11.7	97
2*	3.9	0.5790	4.6	76
3	0.9	0.6529	2.3	90
4	0.9	0.9219	2.3	91

<sup>a</sup> Reaction Conditions: RXN 1-4 using Freon® 113 as solvent and 52% purity PPFR as initiator; reaction temperature: 90 °C; reaction time: 14-24 hours.\*initially reaction did not work due to a defect in Carius tube and/or lack of VDF pressure, the same material was re-run.

### 3.3 Characterization of the Microstructure of poly[VDF-g-oligo(HFPO)-PIPE] graft Copolymers by <sup>19</sup>F-NMR Spectroscopy

To purify the resulting poly[VDF-g-oligo(HFPO)] copolymers, the polymer was first dissolved in acetone and then dried in vacuum oven for 5 to 6 hours at 60 °C under reduced pressure. Once purified, the copolymers were characterized by <sup>19</sup>F-NMR spectroscopy (Figures 1 and S4-S7 in the Supporting Information). The <sup>19</sup>F-NMR spectra display the presence of: i) the characteristic signals assigned to VDF in normal head to tail addition VDF-VDF dyads and reversed head to head dyads at -91 to -96 and -114 to -116 ppm, respectively,<sup>27,30,33,34,35,36,37</sup> ii) the expected signals assigned for the oligo(HFPO) chain are centered approximately at -80, -131 and -144 ppm, and the signals centered at -70, -109, and -112 ppm are attributed to -CF<sub>3</sub> of PIPE, -CF<sub>2</sub>- of VDF and -CF<sub>2</sub>- of PIPE in the oligo(HFPO)-PIPE-VDF dyad, respectively.<sup>38, 39</sup> In addition, the <sup>19</sup>F-NMR spectrum also displays the disappearance of the two complex signals -84.4 ppm and -88.4 ppm assigned for the two fluorine atoms (F<sub>a</sub>, F<sub>b</sub>) on the terminus end of the perfluoroisopropenyl group of the macromonomer (Figure 1).

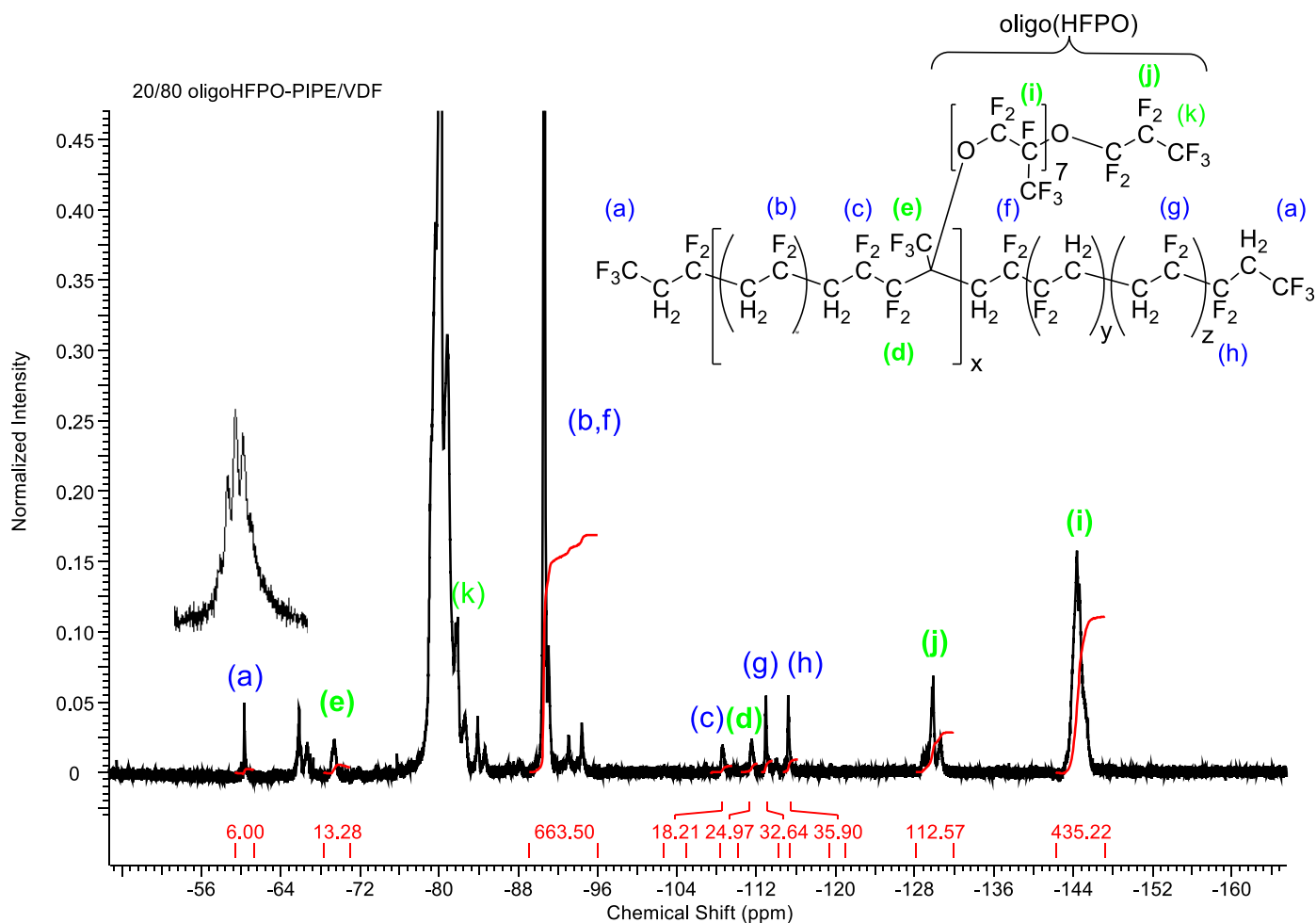
The molar percentages of VDF (Equation 3) or oligo(HFPO)-PIPE (Equation 4) in the copolymer can be calculated using <sup>19</sup>F-NMR spectroscopy:

**Mole% of VDF =**

$$\frac{\left(\int_{-96}^{-90} \text{CF}_2(\text{VDF}) + \int_{-109}^{-111} \text{CF}_2(\text{VDF}) + \int_{-113}^{-117} \text{CF}_2(\text{VDF})\right)}{\left(\int_{-96}^{-90} \text{CF}_2(\text{VDF}) + \int_{-109}^{-111} \text{CF}_2(\text{VDF}) + \int_{-113}^{-117} \text{CF}_2(\text{VDF}) + \int_{-111}^{-113} \text{CF}_2(\text{oligo}[\text{HFPO}]-\text{PIPE})\right)} \times 100\% \quad (3)$$

where  $\int_{-b}^{-j} \text{CF}_2$  stands for the integral of the difluoromethylene signals centered from -b to -j

$$\text{Mole\% of oligo(HFPO)-PIPE} = 100 - \text{mole\% VDF} \quad (4)$$



**Figure 1.**  $^{19}\text{F}$ -NMR spectrum of Poly[VDF-*g*-oligo(HFPO)] graft copolymer (RXN #4, Table 1) using acetone as the solvent and a  $\text{C}_6\text{D}_6$  capillary.

To elaborate further, the central position of  $-\text{CH}_2\text{CF}_2-\text{CF}_2\text{C}(\text{CF}_3)\text{O}[\text{oligo}(\text{HFPO})]-$  led to a complex signal centred at approximately -122 ppm. Other characteristic signals for oligo(HFPO) are assigned to  $-\text{CF}_2\text{O}$  and  $-\text{CF}_3$  and are located between -78 ppm and -86 ppm; whereas the peaks centered at -82.5 and -130.7 ppm are assigned to the trifluoromethyl ( $\text{CF}_3\text{CF}_2\text{CF}_2\text{O}-$ ) and the difluoromethylene ( $\text{CF}_3\text{CF}_2\text{CF}_2\text{O}-$ ) at the beginning of the oligo(HFPO) chain, respectively. The signal at -145.8 ppm is assigned to the tertiary fluorine in the  $-\text{CF}(\text{CF}_3)\text{CF}_2\text{O}-$  group of the repeat unit within PIPE macromonomer.<sup>40,41,42</sup> The signal centered at approximately -70.2 ppm represents the pendant  $\text{CF}_3-$  group from the original PIPE moiety, but now part of the polymeric backbone  $[-\text{CF}_2\text{C}(\text{CF}_3)(\text{O}-\text{oligo}(\text{HFPO})-)]$ . We believe several of the other peaks ranging from -66 to -68 ppm are also part of the same  $\text{CF}_3-$  from PIPE, but are due to reverse addition to the VDF monomer.

An additional feature present in the  $^{19}\text{F}$ -NMR spectrum is the characteristic quintet ( ${}^3J_{\text{FH}} = {}^4J_{\text{FF}} = 10$  Hz) assigned to the trifluoromethyl end-group in  $\text{CF}_3-\text{CH}_2\text{CF}_2-$  centered at -61 ppm. This evidences that the  $\bullet\text{CF}_3$  radical reacts selectively to the  $=\text{CH}_2$  side of VDF and confirmed previous studies from Tedder and

Walton's and Améduri's teams.<sup>43,44,45</sup> This work also confirms that PFR initiator successfully initiated the radical copolymerizations to form moderately thermostable poly[VDF-*g*-oligo(HFPO)-PIPE] graft copolymers. The radical copolymerization initiated by  $\cdot\text{CF}_3$  generated from the PFR led to a 76 to 97% range for the isolated yield of the copolymer while the molecular weights ranged between 7,500 and 43,000  $\text{g}\cdot\text{mol}^{-1}$ .

Although it cannot be determined by  $^{19}\text{F}$ -NMR spectra (ca. -83 ppm), there should be no reason to see trifluoromethyl end-groups in  $\underline{\text{CF}_3}\text{-CF}_2\text{C}(\text{CF}_3)[\text{O-oligo}(\text{HFPO})]\text{-}$  or  $\underline{\text{CF}_3}\text{-C}(\text{CF}_3)[\text{O-oligo}(\text{HFPO})]\text{CF}_2\text{-}$  groups since highly electrophilic  $\cdot\text{CF}_3$  radical cannot react with electrophilic  $\text{CF}_2=$  and hindered  $=\text{C}(\text{CF}_3)\text{O-}$  sites of the macromonomer. Since macroradicals terminated by VDF<sup>46</sup> recombine exclusively, it can be anticipated that the resulting copolymers contain  $\text{CF}_3\text{-}$  group at both extremities, i.e.  $\text{CF}_3\text{-poly}[\text{VDF-}g\text{-oligo}(\text{HFPO})\text{-PIPE}]\text{-CF}_3$ . Therefore, by knowing the molecular weight of VDF (64  $\text{g}\cdot\text{mol}^{-1}$ ), oligo(HFPO)-PIPE (1478  $\text{g}\cdot\text{mol}^{-1}$ ), the  $\text{CF}_3\text{-}$  terminus-groups (69  $\text{g}\cdot\text{mol}^{-1}$ ), and the area amounts of the difluoromethylene signals in  $^{19}\text{F}$ -NMR for VDF and PIPE, the average molecular weight ( $M_n$ ) of the copolymers can be determined by using Equation 5:

**Average  $M_n$  copolymer initiated by PFR =**

$$\frac{64 \frac{\text{g}}{\text{mol}} \times \left[ \frac{\left( \int_{-90}^{-96} \text{CF}_2(\text{VDF}) + \int_{-109}^{-111} \text{CF}_2(\text{VDF}) + \int_{-113}^{-117} \text{CF}_2(\text{VDF}) \right)}{2} \right] + 1478 \frac{\text{g}}{\text{mol}} \times \left[ \frac{\left( \int_{-111}^{-113} \text{CF}_2(\text{oligo}(\text{HFPO})\text{-PIPE}) \right)}{2} \right]}{\left( \int_{-60}^{-62} \text{CF}_3(\text{PFR}) \right)} + \left( 2 \times 69 \frac{\text{g}}{\text{mol}} \right)} \quad (5)$$

The normal and the reverse portions of the polymer can be determined by  $^{19}\text{F}$ -NMR spectroscopy. For example, the  $\int_{-90}^{-96} \text{CF}_2$  integral is the normal head-to-tail portion (normal addition in the VDF-VDF dyad) of the VDF and the  $\int_{-109}^{-111} \text{CF}_2$  integral corresponds to the VDF units next to the  $\text{-CF}_2\text{-}$  backbone of the  $\text{-CF}_2\text{C}(\text{CF}_3)(\text{oligo}(\text{HFPO}))\text{-}$  macromonomer unit. However, the  $\int_{-113}^{-117} \text{CF}_2$  integral is the head-to-head addition (or reversed VDF-VDF dyad) of the VDF in the graft copolymer.

The rates of inversion to VDF (Tail to Tail and Head to Head) were calculated using equations (6) and (7), respectively:

$${}^1\text{H}\% \text{ inversion} = \left[ \left( \frac{\int_{2.0}^{2.4} I}{\int_{2.0}^{2.4} I + \int_{2.7}^{3.3} I} \right) / 2 \right] \times 100 \quad (6)$$

$${}^{19}\text{F}\% \text{ inversion} = \left[ \frac{\int_{-116}^{-116.5} I}{\int_{-90}^{-95} I + \int_{-113.5}^{-114} I + \int_{-116}^{-116.5} I} \right] \times 100 \quad (7)$$

The reversed amount of VDF-VDF dyad (or defect of chaining) was in a range of 4.2 and 5.3 % that fits with commercially available PVDF.

### ***3.4 Polymerization conditions that affect comonomer incorporation, yields, and molecular weights of poly[VDF-g-oligo(HFPO)-PIPE] graft copolymers***

**Table 1** summarizes the conditions of radical copolymerization of VDF with the oligo(HFPO)-OC(CF<sub>3</sub>)=CF<sub>2</sub> macromonomer, while **Table 2** provides the yields and the molar masses. The general trends observed were as expected. The molar mass of the copolymer increased with an increased amount of oligo(HFPO)-PIPE (11,300 to 42,600 g.mol<sup>-1</sup>). Also, as the VDF mol% feed decreased from 97% to 80%, the mole% VDF in the copolymer also decreased from 99.5% to 96.8%, respectively.

### ***3.5 Thermal properties of poly[VDF-g-oligo(HFPO)-PIPE] graft copolymers***

Thermal properties of the graft copolymers were evaluated by TGA and DSC analyses to determine the melting point (T<sub>m</sub>), glass transition temperature (T<sub>g</sub>), and decomposition temperature at 5 wt % loss (T<sub>d</sub><sup>5%</sup>), reported in Table 2. In comparison to PVDF or the poly[VDF-co-perfluoromethylvinylether(PMVE)] elastomer, a significant improvement in T<sub>g</sub> and T<sub>d</sub> values was observed for poly[VDF-g-oligo(HFPO)-PIPE] graft copolymers. PVDF has a typical glass transition around -40 °C,<sup>1,47</sup> a melting temperature of 170 °C, and a decomposition temperature of ca. 450 °C if M<sub>n</sub> > 400,000 g.mol<sup>-1</sup>.<sup>1</sup> Poly(VDF-co-PMVE) copolymers (M<sub>n</sub> = 1,250 to 24,000 g/mol) have T<sub>g</sub> values ranging between -66 and -40 °C<sup>48,49</sup> and T<sub>d</sub><sup>10%</sup> varying from 205 to 305 °C but the amount of PMVE copolymerized with VDF was a much higher percentage (8-46%) than those of the copolymers presented in this present study. Comparing directly with the thermal properties of elastomers made from VDF and the polymerizable oligo(HFPO)-PVE, PFR initiated poly[VDF-g-oligo(HFPO)-PVE] graft copolymer of 45,000 g.mol<sup>-1</sup> containing 98 mol% VDF,



displays  $T_m$  of 157 °C,  $T_g$  of -79 °C and thermal decomposition temperature at 50% in air ( $T_d^{50\%}$ ) of 475 °C.<sup>31</sup> Whereas poly(VDF-*g*-oligo(HFPO)-PIPE) graft copolymer of 42,600 g.mol<sup>-1</sup> containing 97 mol% VDF displays  $T_m$  of 141 °C,  $T_g$  of -81 °C and thermal decomposition temperature in nitrogen ( $T_d^{50\%}$ ) of 290 °C.

Table 2, the  $T_g$ s of all four graft copolymers were ca. -82 °C and seemed *quasi*independent from their molar masses ranging from 7,500 to 42,600 g.mol<sup>-1</sup>. The  $T_g$  values of these copolymers were only slightly lower compared to those of the copolymers of VDF with oligo(HFPO)PVE, poly[VDF-*g*-oligo(HFPO)-PVE] graft copolymer, which ranged from -79 to -54 °C *versus* their molecular weights ranging from 25,000 to 77,000 g.mol<sup>-1</sup>.<sup>31</sup> The slight lowering in glass transitions temperature with oligo(HFPO)-C(CF<sub>3</sub>)=CF<sub>2</sub> compared to oligo(HFPO)-OCF=CF<sub>2</sub> could be due to the additional pendent -CF<sub>3</sub> groups in the copolymer. However, the melting points were shown to be comparable to copolymers of poly[VDF-*g*-oligo(HFPO)-PVE] achieved from PPF. The  $T_m$  values (Table 2) ranged from 141 to 163 °C due to the percentage of VDF within the polymer (96.8 to 99.5 %). Interestingly, not only  $T_m$  decreases going from the product obtained by reaction #1 to the one achieved from reaction #4, but the crystalline part of the copolymer is also significantly reduced, being the latter copolymer almost completely amorphous<sup>50</sup> (Figures S8-S11 in the Supporting Information). Also, poly[VDF-*g*-oligo(HFPO)-PIPE] graft copolymers demonstrate less crystalline behavior as those of poly(VDF-*co*-HFP) and poly(VDF-*co*-PMVE) copolymers due to the introduction of oligo(HFPO)-PIPE within PVDF.<sup>51</sup>

Figure 2 exhibits the TGA thermograms and their first derivative for the four copolymers, under nitrogen. The poly[VDF-*g*-oligo(HFPO)-PIPE] graft copolymers display two main degradation stages centered at around 280 °C and 470 °C. By decreasing the VDF percentage in the copolymers (i.e., going from reaction #1 to reaction #4), the weight loss at lower temperature becomes more significant, thus reducing the thermal stability of the copolymer. However, all the copolymers have a moderate thermal resistance (in Table 2 the  $T_d^{5\%}$  values are reported), comparable to poly[VDF-*g*-oligo(HFPO)-PVE]<sup>7</sup> but higher than poly(VDF-*co*-PMVE) copolymers.

The thermal stability of the copolymer is an interesting feature to consider due to the microstructure of the oligo(HFPO)-PIPE versus the oligo(HFOP)-PVE-based polymers with VDF. By comparing the thermal stability of PTFE and PFA, it is known that PFA displays a lower thermal stability.<sup>52</sup> The most likely reason for this decrease in thermal performance is due to the pendant –OR<sub>f</sub> group. The pendant group of PVE-based polymers contains –CF<sub>2</sub>CF(OR<sub>f</sub>)-CH<sub>2</sub>CF<sub>2</sub>- microstructures whereas that of PIPE-based polymers is –CF<sub>2</sub>C(CF<sub>3</sub>)(OR<sub>f</sub>)-CH<sub>2</sub>CF<sub>2</sub>-. If the –OR<sub>f</sub> moiety cleaves from the backbone of the polymer, PVE-based systems should form –CF<sub>2</sub>CF<sup>•</sup>CH<sub>2</sub>CF<sub>2</sub>- radicals which with the resonance of the fluorine to the secondary radical should help stabilizing the system. However, PIPE-based copolymer should form tertiary –CF<sub>2</sub>C<sup>•</sup>(CF<sub>3</sub>)CH<sub>2</sub>CF<sub>2</sub>- radicals. With only the inductive effect, CF<sub>3</sub> group adjacent to the radical should destabilize the radical and causes the degradation of the polymer to occur at lower temperature. Another reason for unsatisfactory thermal stability may arise from the nature of the TGA crucible (alumina) which may affect the decomposition behavior of the PFPAE side-chain as reported by Sianesi et al. and in more recent work.<sup>53, 54</sup> Obviously, more work needs to be accomplished to understand their decomposition behavior.

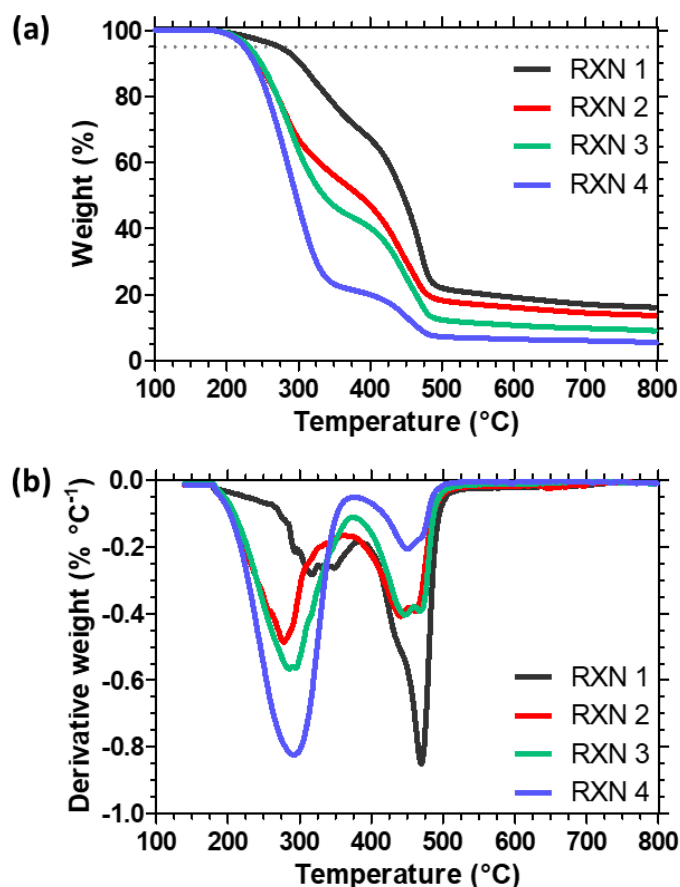
Although the efficiency of the persistent radical (PPFR) was already tested in previous studies,<sup>27,29</sup> it was reported that the molar masses and thermostability of the resulting PVDF or PTrFE homopolymers<sup>27,28</sup> or copolymers of VDF with hexafluoropropylene, trifluoroethylene, 3,3,3-trifluoropropene, 2-trifluoromethacrylic acid,<sup>30</sup> and oligo(HFPO)-PVE<sup>31</sup> increased with a lower initiator concentration.<sup>29</sup> However, in this study, oligo(HFPO)-PIPE reacted more completely with VDF using PPFR than oligo(HFPO)-PVE.

**Table 2. Experimental Conditions and Results for the Radical Copolymerization of oligo(HFPO)-PIPE with VDF.<sup>β</sup>**

RXN	initiator (mole)	VDF( mol %)		Yield (%)	M <sub>n</sub> (g.mol <sup>-1</sup> ) by <sup>19</sup> F-NMR	χ (%)	T <sub>m</sub> (°C)	T <sub>g</sub> (°C)	T <sub>d</sub> <sup>5%</sup> (°C)
		Feed(%)	Copolymers(%)						

1	0.50	97	99.5	97	11,300	11.9	163	-81	271
2*	0.20	90	97.9	76	7,500	4.9	155	-82	227
3	0.03	85	97.6	90	12,000	3.2	143	-83	231
4	0.03	80	96.8	91	42,600	2.4	141	-81	224

<sup>β</sup> Reaction Conditions: Freon® 113; PPFr as the initiator; reaction temperature: 90 °C; reaction time: 14-24 hours. \*Initially, the reaction did not work due to a defect in carius tube and/or lack of VDF pressure, the same material was re-run.  $\chi$  = degree of crystallinity,  $T_m$  = melting temperature,  $T_g$  = Glass Transition temperature,  $T_d^{5\%}$  = 5 wt% decomposiiton temperature under nitrogen.



**Figure 2: Thermal gravimetric analysis thermograms, under nitrogen, of poly[VDF-g-oligo(HFPO)-PIPE] graft copolymers: weight loss (a) and first derivative of the weight (b) as a function of temperature.**

### 3.6 Surface properties of poly[VDF-g-oligo(HFPO)-PIPE] graft copolymers films

Thin solid films were then prepared with the four poly[VDF-g-oligo(HFPO)-PIPE] graft copolymers, and their wettability was evaluated by using water and hexadecane as test liquids. The results are reported in Table 3. As expected, considering their large fluorine content and their structure, the graft copolymers are both hydrophobic and oleophobic, showing very high values of water contact angle ( $\theta_{water}$ ) and hexadecane

contact angle ( $\theta_{hexadecane}$ ). In particular,  $\theta_{water}$  is higher than  $132^\circ$  for all studied copolymers, which is a value significantly increased compared to that of PVDF homopolymer ( $\approx 80^\circ$  to  $82^\circ$ )<sup>55,56</sup> and even of PVDF copolymers with fluoroalkyl side chains (e.g., poly(VDF-*co*-fluoroalkyl 2-trifluoromethacrylate) were demonstrated to have  $\theta_{water} \approx 114^\circ$ ).<sup>57</sup> In another example, a network composed of PVDF and PFPAAE showed a water contact angle of  $\theta_{water} \approx 120^\circ$ .<sup>58</sup> This reduced surface wettability is due to the higher fluorine content compared to PVDF homopolymer and especially to the presence of the oligo(HFPO) side chain, which is expected to enhance the hydro- and oleophobicity of the copolymers.<sup>2,59,60</sup>

In addition, the surface energy  $\gamma$  of the poly[VDF-*g*-oligo(HFPO)-PIPE] graft copolymers is extremely low as seen in Table 3, where surface energies range from 12.1 to 13.5 mN m<sup>-1</sup>, with a polar component ( $\gamma^p$ ) almost equal to zero. The surface energy are comparable to poly(methylpropenoxyfluoroalkylsiloxanes) (11.8 to 16.0 mN m<sup>-1</sup>) and approaching the performance of poly(perfluoroalkylmethacrylate)s, which range from 6.1 to 7.8 mN m<sup>-1</sup>.<sup>60</sup> These results evidence the low wettability of the films toward both polar and apolar liquids, which is a relevant property of fluoropolymers when used for the preparation of advanced coatings.

**Table 3. Contact angle with water ( $\theta_{water}$ ) and with hexadecane ( $\theta_{hexadecane}$ ), and surface energy  $\gamma$  (divided in the dispersive  $\gamma^d$  and the polar  $\gamma^p$  component) of thin films of poly(VDF-*g*-oligo(HFPO)-PIPE) graft copolymers.**

RXN	$\theta_{water}$ (°)	$\theta_{hexadecane}$ (°)	$\gamma$ (mN m <sup>-1</sup> )	$\gamma^d$ (mN m <sup>-1</sup> )	$\gamma^p$ (mN m <sup>-1</sup> )
1	133.9 ± 3.9	72.5 ± 1.9	12.1	11.6	0.5
2	133.5 ± 2.7	68.3 ± 3.7	13.5	12.9	0.6
3	132.7 ± 2.6	68.8 ± 5.0	13.2	12.7	0.5
4	133.3 ± 5.3	71.3 ± 3.3	12.4	12.0	0.4

## 4. Conclusions

This unprecedented study demonstrates that the CF<sub>2</sub>=C(CF<sub>3</sub>)O- moiety can be copolymerized with VDF to form CF<sub>3</sub>-poly[VDF-*g*-oligo(HFPO)-PIPE]-CF<sub>3</sub> graft copolymers, which were fully characterized. The nature of the end-groups arose from PPFR that released a  $\cdot$ CF<sub>3</sub> radical able to initiate the radical copolymerization of VDF with PIPE. These poly[VDF-*g*-oligo(HFPO)-PIPE] graft copolymers, as potential

thermoplastic elastomers, endowed with very low  $T_g$  values (as low as  $-83\text{ }^\circ\text{C}$ ), were prepared in fairly high yields with a complete conversion of the oligo(HFPO)-PIPE macromonomer. Varying the feed amount of the macromonomer governed the intake of the comonomers. Since the resulting graft copolymers were not soluble in common organic solvents for characterization by size exclusion chromatography (SEC) or viscosimetry,  $^{19}\text{F}$ -NMR spectroscopy was the only method to determine their microstructures and molar masses (which reached up to  $42,600\text{ g}\cdot\text{mol}^{-1}$ ). From the data, various features have been highlighted: 1)  $\cdot\text{CF}_3$  radical from PPFRR reacts onto methylene site of VDF selectively; 2) as expected, VDF has higher reactivity in polymerization and to the initiator over oligo(HFPO)-PIPE; 3) the highest molar mass of the graft copolymer achieved was  $42,600\text{ g}\cdot\text{mol}^{-1}$ ; 4) they were driven by the mole% of oligo(HFPO) perfluoroisopropenyl ether rather than the initiator concentration; 5) the synthesized copolymers possessed interesting thermal properties, such as melting temperature ranging from  $150$  to  $163\text{ }^\circ\text{C}$ ,  $T_g$  of around  $-83\text{ }^\circ\text{C}$ , but only had a maximum stability measured of  $271\text{ }^\circ\text{C}$  under nitrogen. Finally, the newly synthesized poly[VDF-*g*-oligo(HFPO)-PIPE] graft copolymers show excellent low wettability properties, both with polar and apolar liquids, having a surface energy as low as  $12\text{ mN/m}$ .

## ASSOCIATED CONTENT

**Supporting Information.**  $^{13}\text{C}$ ,  $^{19}\text{F}$ -NMR, and MALDI-TOF spectra of oligo(hexafluoropropylene oxide) perfluoroisopropenyl ether (PIPE) macromonomer and  $^{19}\text{F}$ -NMR spectra of poly[VDF-*g*-oligo(HFPO)-PIPE] graft copolymers, DSC thermograms of poly[VDF-*g*-oligo(HFPO)-PIPE] graft copolymers are provided.

## AUTHOR INFORMATION

### Corresponding Authors

\*Prof. C. M. Friesen: Tel: +01-604-513-2121 (3220); E-Mail: chad.friesen@twu.ca

\*Dr. B. Améduri: Tel: +33-467-144-368; E-Mail: bruno.ameduri@enscm.fr

## ACKNOWLEDGMENTS

The authors thank the European Union's Horizon 2020 research and innovation program under grant agreement No. 690917-PhotoFluo, Natural Sciences and Engineering Research Council of Canada (NSERC),

Discovery Grants Program RGPIN-2015-05513for, and the French Fluorine Network (Gis Fluor). Dr. Jon Howell from E. I. DuPont for their gift of hexafluoropropylene oxide, Krytox® primary iodide, and 1,1,2-trichloro-1,2,2-trifluoroethane (Freon® 113).

## REFERENCES

- <sup>1</sup> Moore, A. L. *Fluoroelastomers Handbook: The Definitive User's Guide and Databook*; Taylor & Francis, William Andrew Publishing: Norwich, NY, 2006, 241-278.
- <sup>2</sup> Friesen, C.M.; Améduri, B. "Outstanding Telechelic Perfluoropolyalkylethers and Applications Therefrom." *Progress in Polymer Science* **2018**, *81*, 238-280.
- <sup>3</sup> Allcock, H. "Structural diversity in fluorinated polyphosphazenes: exploring the change from crystalline thermoplastics to High-performance elastomers and other new materials." in Améduri, B.; Sawada, H. (eds) *Fluorinated Polymers: From Fundamental to Practical Synthesis and Applications*; Royal Society of Chemistry: Oxford, **2017**; Vol. 2: Applications; Chapter 3, pp54-79
- <sup>4</sup> Améduri, B. "Fluorinated (Co)Polymers: Synthesis, Properties, and Applications." *Encyclop. Polym. Sci. Tech.*, John Wiley & Sons, Inc. **2012**.
- <sup>5</sup> Worm A.T. "Low temperature fluorocarbon elastomers." World Patent 2000/012574, **2000** (assigned to Dyneon LLC).
- <sup>6</sup> Wu, J.; Lund, B. R.; Batchelor, B.; Dei, D. K.; Liff, S. M.; Smith, D. W., Jr. "Suzuki polycondensation and post-polymerization modification toward electro-optic perfluorocyclobutyl (PFCB) aryl ether polymers: Synthesis and characterization." *Journal of Fluorine Chemistry* **2015**, *180*, 227-233.
- <sup>7</sup> Friesen, C. M.; Améduri, B. "Radical Copolymerization of Vinylidene fluoride (VDF) with Oligo(Hexafluoropropylene oxide) perfluorovinyl Ether Macromonomer to Obtain PVDF-*g*-oligo(HFPO) Graft Copolymers." *Macromolecules* **2015**, *48* (19), 7060–7070.
- <sup>8</sup> Lopez, G. Améduri, B.; Habas, J.P. "A perfluoropolyether-based elastomers library with on-demand thermorheological features." *European Polymer Journal* **2017**, *95*, 207-2015.
- <sup>9</sup> Yoon, K.; Woo, S.; Song, K.; Choi, S. "Photosensitive polymer including fluorine and resist composition containing the same." US Patent 20030228537 A1, **2003** (assigned to Samsung Electronics Co).
- <sup>10</sup> Narita, T.; Hagiwara, T.; Hamana, H.; Enomoto, K.; Yoshida, Y.; Inagaki, Y. "Radical polyaddition of bis( $\alpha$ -trifluoromethyl- $\beta$ -difluorovinyl) terephthalate with 1,4-dioxane." *Macromolecular Rapid Communications* **1998**, *19*(9), 485-491.
- <sup>11</sup> Narita, T.; Hamana, H.; Takeshita, M.; Fujiwara, H. "Novel fluorinated polymer from 18-crown-6 by radical polyaddition." *Journal of Fluorine Chemistry* **2003**, *124* (2), 197-201.
- <sup>12</sup> Okumura, T.; Nishimura, S.; Akatsuka, M. "Lithium ion secondary battery containing electrolyte with a high ionic conductivity" European Patent 1,263,076 A2, **2002** (assigned to Hitachi, Ltd.).
- <sup>13</sup> Fujiwara, H.; Narita, T.; Hamana, H. "Novel fluorinated hybrid polymer preparation from silsesquioxanes by radical polyaddition." *Journal of Fluorine Chemistry* **2004**, *125*(9), 1279-1285.
- <sup>14</sup> Narita, T.; Hamana, H.; Sekiya, F.; Nojima, Y. "Polymerization of vinyl compounds in the presence of perfluoroisopropenyl ester." *Journal of Polymer Science, Part A: Polymer Chemistry* (2007), *45*(5), 908-910.
- <sup>15</sup> Li, H.; Jackson, A. B.; Kirk, N. J.; Mauritz, K. A.; Storey, R. F. "Poly(arylene ether sulfone) Statistical Copolymers Bearing Perfluoroalkylsulfonic Acid Moieties." *Macromolecules* **2011**, *44*, 694–702.

- <sup>16</sup> Huang C.; Kudzma, L. V. "Methods for preparing fluorinated vinyl ethers." World Patent 2010/123880 A1, **2010** (assigned to Baxter International Inc.)
- <sup>17</sup> Qian, C.; Nakai, T. "Perfluoro-enolate chemistry: Facile generation and unique reactivities of metal F-1-propen-2-olates *Tetrahedron Lett.*, **1988**, 29, 4119–4122.
- <sup>18</sup> Burgess, T. J.; Pasiuk, A. D. G.; Jelier, B. J.; Friesen, C. M. "Synthetic access to an elusive high-temperature perfluoroisopropenyl ether prepolymer for radical copolymerization," *Chemical Communications*, **2018**, 54, 10439 - 10442.
- <sup>19</sup> Nakagawa, K.; Ishida, Y. "Estimation of amorphous specific volume of poly(vinylidene fluoride) as a function of temperature *Kolloid-Zeitsch. Zeitsch. Polym.* **1973**, 251, 103-107.
- <sup>20</sup> Nakagawa, K.; Ishida, Y. "Annealing effects in poly(vinylidene fluoride) as revealed by specific volume measurements, differential scanning calorimetry, and electron microscopy." *J. Polym. Sci. Part B: Polym. Phys.* **1973**, 11, 2153-2171.
- <sup>21</sup> Scherer, K. V., Jr.; Ono, T.; Yamanouchi, K.; Fernandez, R.; Henderson, P.; Goldwhite, H. "F-2,4-Dimethyl-3-ethyl-3-pentyl and F-2,4-dimethyl-3-isopropyl-3-pentyl; stable tert-perfluoroalkyl radicals prepared by addition of fluorine or trifluoromethyl to a perfluoroalkene." *J. Am. Chem. Soc.* **1985**, 107, 718–719.
- <sup>22</sup> Ono, T.; Ohta, K. "Spectroscopic observation of charge transfer complex formation of persistent perfluoroalkyl radical with aromatics, olefin, and ether." *J. Fluorine Chem.* **2014**, 167, 198-202.
- <sup>23</sup> Ono, T.; Ohta, K. "Spectroscopic observation of charge transfer complex formation of persistent perfluoroalkyl radical with aromatics, olefin, and ether." *J. Fluorine Chem.* **2014**, 167, 198–202.
- <sup>24</sup> Scherer, K. V., Jr.; Ono, T.; Yamanouchi, K.; Fernandez, R.; Henderson, P.; Goldwhite, H. "F-2,4-Dimethyl-3-ethyl-3-pentyl and F-2,4-dimethyl-3-isopropyl-3-pentyl; stable tert-perfluoroalkyl radicals prepared by addition of fluorine or trifluoromethyl to a perfluoroalkene." *J. Am. Chem. Soc.* **1985**, 107, 718–719.
- <sup>25</sup> Burkhardt, A. F., Chong, J. M., Nielsen, N. "Titration of alkylolithiums with a simple reagent to a blue endpoint." *J. Organometallic Chem.*, **1997**, 542, 281-283.
- <sup>26</sup> Ono, T.; Fukaya, H.; Nishida, M.; Terasawa, N.; Abe, T. "Synthesis of a persistent perfluoroalkyl radical by electrochemical fluorination." *Chem. Commun.* **1996**, 1579–1580.
- <sup>27</sup> Boschet, F.; Ono, T.; Améduri, B. "Novel Source of Trifluoromethyl Radical As Efficient Initiator for the Polymerization of Vinylidene Fluoride." *Macromol. Rapid Commun.* **2012**, 33, 302-308.
- <sup>28</sup> Colpaert, M.; Banerjee, S.; Ladmiral, V.; Ono, T.; Améduri, B. "Synthesis and Properties of poly(trifluoroethylene) via a persistent radical mediated polymerization of trifluoroethylene." *Polym. Chem.* **2018**, 9, 894-903.
- <sup>29</sup> Patil, Y.; Ono, T.; Ameduri, B. "Novel Method to Assess the Molecular Weights of Fluoropolymers by Radical Copolymerization of Vinylidene Fluoride with Various Fluorinated Comonomers Initiated by a Persistent Radical." *ACS Macro Lett.* **2012**, 1, 315-320.
- <sup>30</sup> Patil, Y.; Allaeddine, A.; Ono, T.; Ameduri, B. "Novel Method to Assess the Molecular Weights of Fluoropolymers by Radical Copolymerization of Vinylidene Fluoride with Various Fluorinated Comonomers Initiated by a Persistent Radical." *Macromolecules* **2013**, 46, 3092–3106.
- <sup>31</sup> Friesen, C.M.; Améduri, B. "Radical Copolymerization of Vinylidene fluoride (VDF) with Oligo(Hexafluoropropylene oxide) perfluorovinyl Ether Macromonomer to Obtain PVDF-g-oligo(HFPO) Graft Copolymers." *Macromolecules* **2015**, 48 (19), 7060–7070.
- <sup>32</sup> Puts, G.; Lopez, G.; Crouse, P. Améduri, B. "Radical copolymerisation of chlorotrifluoroethylene with isobutyl vinyl ether initiated by the persistent perfluoro-3-ethyl-2,4-dimethyl-3-pentyl radical." *RSC Adv.*, **2015**, 5, 41544-41554.
- <sup>33</sup> Asandei, A. D.; Adebolu, O. I.; Simpson, C. P. "Mild-Temperature Mn<sub>2</sub>(CO)<sub>10</sub>-Photomediated Controlled Radical Polymerization of Vinylidene Fluoride and Synthesis of Well-Defined Poly(vinylidene fluoride) Block Copolymers." *J. Am. Chem. Soc.* **2012**, 134, 6080-6083.
- <sup>34</sup> Yogesh, P.; Ono, T.; Améduri, B. "Innovative Trifluoromethyl Radical from Persistent Radical as Efficient Initiator for the Radical Copolymerization of Vinylidene Fluoride with *tert*-Butyl  $\alpha$ -Trifluoromethacrylate." *ACS Macro Lett.* **2012**, 1, 315-320.
- <sup>35</sup> Pianca, M.; Barchiesi, F.; Esposto, G.; Radice, S. "End groups in Fluoropolymers." *J. Fluorine Chem.* **1999**, 95, 71-84.



- <sup>36</sup> Twum, E. B.; Gao, C.; Li, X.; McCord, E. F.; Fox, P. A.; Lyons, D. F.; Rinaldi, P. L. "Characterization of the Chain-Ends and Branching Structures in Polyvinylidene Fluoride with Multidimensional NMR." *Macromolecules* **2012**, *45*, 5501-5512.
- <sup>37</sup> Guiot, J.; Améduri, B.; Boutevin, B. "Radical Homopolymerization of Vinylidene Fluoride Initiated by *tert*-Butyl Peroxypivalate. Investigation of the Microstructure by <sup>19</sup>F and <sup>1</sup>H NMR Spectroscopies and Mechanisms." *Macromolecules* **2002**, *35*, 8694-8707.
- <sup>38</sup> Li, X.; McCord, E. F.; Baiagern, S.; Fox, P.; Howell, J. L.; Sahoo, S. K., Rinaldi, P.L. "2D-NMR studies of a model for Krytox® fluoropolymers." *Magn. Res. Chem.* **2011**, *49*, 413-424.
- <sup>39</sup> Costa, L.I.; Storti, G.; Morbidelli, M.; Ferro, L.; Scialdone, O.; Filardo, G.; Galia, A. "Copolymerization of VDF and HFP in Supercritical Carbon Dioxide: Experimental Analysis of the Reaction Loci." *Macromolecules* **2010**, *43*, 9714-9723.
- <sup>40</sup> Lapčík, J.; Gimello, O.; Ladmiral, V.; Friesen, C. M.; Améduri, B. "A new oligo(hexafluoropropylene oxide)-*b*-oligo(ethylene oxide) diblock surfactant obtained by radical reactions." *Poly. Chem.* **2015**, *6*, 79-96.
- <sup>41</sup> Kostuk, S. V.; Ortega, E.; Ganachaud, F.; Boutevin, B.; Améduri, B. "Anionic Ring-Opening Polymerization of Hexafluoropropylene Oxide Using Alkali Metal Fluorides as Catalysts: A Mechanistic Study." *Macromolecules* **2009**, *42*, 612-619.
- <sup>42</sup> Li, X.; McCord, E.F.; Fox, P. A.; Howell, J.; Rinaldi, P.L. "2-D NMR Studies of Chain-End Structures in Poly(Hexafluoropropylene Oxide) Fluoropolymers Intern. *J. Polym. Anal. Charact.* **2012**, *17*, 161-188.
- <sup>43</sup> Cape, J. N.; Greig, A. C.; Tedder, J. M.; Walton, J. C. "Free radical addition to olefins. Part 14.—Addition to trifluoromethyl radicals to fluoroethylenes." *J. Chem. Soc., Faraday Trans.* **1975**, *1*, 592-601.
- <sup>44</sup> Améduri, B.; Ladaviere, C.; Delolme, F.; Boutevin, B. "First MALDI-TOF Mass Spectrometry of Vinylidene Fluoride Telomers Endowed with Low Defect Chaining." *Macromolecules* **2004**, *37*, 7602-7609.
- <sup>45</sup> Ameduri, B.; Billard, T.; Langlois, B. *J. Polym. Sci., Part A: Polym. Chem.* "Telomerization of vinylidene fluoride with alkyl (or aryl) trifluoromethanesulfonates." **2002**, *40*, 4538-4549.
- <sup>46</sup> Timmerman, R.; Greyson, W. "The predominant reaction of some fluorinated polymers to ionizing radiation." *J. Appl. Polym. Sci.* **1962**, *6*, 456-460.
- <sup>47</sup> Goldbach J.T.; Amin-Sanayei, R.; He, W.; Henry, H.; Kosar, W.; Lefebvre, A.; O'Brien, G.; Vaessen, D.; Wood K.; Zerafati S. "Commercial Synthesis and Applications of Poly(Vinylidene Fluoride)." in Améduri, B.; Sawada, H. (eds) *Fluorinated Polymers: From Fundamental to Practical Synthesis and Applications*; Royal Society of Chemistry: Oxford, **2017**; Vol. 2: Applications; Chapter 6, pp127-157.
- <sup>48</sup> Otazaghine, B.; Sauguet, L.; Boucher, M.; Ameduri, B. "Radical copolymerization of vinylidene fluoride with perfluoroalkylvinyl ethers." *Eur. Polym. J.* **2005**, *41*, 1747-1756.
- <sup>49</sup> Boyer, C.; Ameduri, B.; Hung, M.H. "Telechelic Diiodopoly(VDF-*co*-PMVE) Copolymers by Iodine Transfer Copolymerization of Vinylidene Fluoride (VDF) with Perfluoromethyl Vinyl Ether (PMVE)." *Macromolecules* **2010**, *43*, 3652-3663.
- <sup>50</sup> Okamoto, Y., Mikeš, F., Koike, K. and Koike, Y. "Amorphous Perfluoropolymers." in *Handbook of Fluoropolymer Science and Technology* (eds D. W. Smith, S. T. Iacono and S. S. Iyer), **2014**, John Wiley & Sons, Inc., Hoboken, NJ, USA; chapt. 16, 377-392.
- <sup>51</sup> Moggi, G.; Bonardelli, P.; "Synthesis and properties of some hexafluoropropene-1,1-difluorethene copolymers." *Bart C.J. Polym. Bull.* **1982**, *7*, 115-122.
- <sup>52</sup> Ebnesajjad, S. "Fluoroplastics Volume 2 Metl Processible Fluoropolymers: The Definitive User's Guide and Databook." *Plastics Design Library Handbook Series*, Norvich, NY 2003 pag 408
- <sup>53</sup> Sianesi, D., Zamboni, V., Fontanelli, R., Binaghi, M. "Perfluoropolyethers: their physical properties and behavior at high and low temperature." *Wear* **1971**, *18*, 85-100.
- <sup>54</sup> Howell, J.L., Friesen, C. M.; Shtarov, A. B.; Thrasher, J. S.; Waterfeld, A.; Pérez, E. W.; Sullivan, J. F. "Improved Thermal Stability of Perfluoropolyalkylethers (PFPAEs)." *Journal of Synthetic Lubrication* **2007**, *24*(4), 227-234.



- 
- <sup>55</sup> Kaynak, A.; Mehmood T.; Dai X.J.; Magniez, K.; Kouzani, A. "Study of Radio Frequency Plasma Treatment of PVDF Film Using Ar, O<sub>2</sub> and (Ar + O<sub>2</sub>) Gases for Improved Polypyrrole Adhesion." *Materials* **2013**, *6*(8), 3482-3493.
- <sup>56</sup> Dalal, E. N. "Calculation of solid surface tensions." *Langmuir* **1987**, *3* (6), 1009-1015.
- <sup>57</sup> Wadekar, M. N.; Patil, Y. R.; Améduri, B. "Superior Thermostability and Hydrophobicity of Poly(vinylidene fluoride-co-fluoroalkyl 2-trifluoromethacrylate)." *Macromolecules* **2014**, *47*, 13-25.
- <sup>58</sup> Lopez, G.; Guerre, M.; Améduri, B.; Habas, J.P., Ladmiral, V. "Photocrosslinked PVDF-based star polymer coatings: an all-in-one alternative to PVDF/PMMA blends for outdoor applications." *Polym. Chem.*, **2017**, *8*, 3045-3049.
- <sup>59</sup> Vitale, A.; Bongiovanni, R.; Améduri, B. "Fluorinated Oligomers and Polymers in Photopolymerization." *Chem. Rev.*, **2015**, *115* (16), 8835-8866.
- <sup>60</sup> Barbu, E.; Pullin, R.A.; Graham, P.; Eaton, P.; Even, R.J.; Smart, J.D.; Nevell, T.G.; Tsibouklis, J. "Poly(di-1H,1H,2H,2H-perfluoroalkylitaconate) films: surface organization phenomena, surface energy determinations and force of adhesion measurements." *Polymer* **2002**, *43*, 1727-1734.

