

Application of the nonuniform fast Fourier transform to the direct numerical simulation of two-way coupled particle laden flows

*Original*

Application of the nonuniform fast Fourier transform to the direct numerical simulation of two-way coupled particle laden flows / Carbone, Maurizio; Iovieno, Michele. - STAMPA. - 120:(2018), pp. 237-248. (Intervento presentato al convegno 12th International Conference on Advances in Fluid Mechanics, AFM 2018 tenutosi a Lubiana nel 2018) [10.2495/AFM180241].

*Availability:*

This version is available at: 11583/2722444 since: 2019-01-09T19:15:44Z

*Publisher:*

WITPress

*Published*

DOI:10.2495/AFM180241

*Terms of use:*

This article is made available under terms and conditions as specified in the corresponding bibliographic description in the repository

*Publisher copyright*

(Article begins on next page)

# APPLICATION OF THE NONUNIFORM FAST FOURIER TRANSFORM TO THE DIRECT NUMERICAL SIMULATION OF TWO-WAY COUPLED PARTICLE LADEN FLOWS

MAURIZIO CARBONE & MICHELE IOVIENO

Politecnico di Torino, Dipartimento di Ingegneria Meccanica e Aerospaziale, 10129 Torino, Italy

## ABSTRACT

We present the application of the Nonuniform Fast Fourier Transform (NUFFT) to the pseudo-spectral Eulerian–Lagrangian direct numerical simulation of particle-laden flows. In the two-way coupling regime, when the particle feedback on the flow is taken into account, a spectral method requires not only the interpolation of the flow fields at particle positions, but also the Fourier representation of the particle back-reaction on the flow fields on a regular grid. Even though the direct B-spline interpolation is a well-established tool, to the best of our knowledge the reverse projection scheme has never been used, replaced by less accurate linear reverse interpolation or Gaussian regularization. We propose to compute the particle momentum and temperature feedback on the flow by means of the forward NUFFT, while the backward NUFFT is used to perform the B-spline interpolation. Since the backward and forward transformations are symmetric and the (non local) convolution computed in physical space is removed in Fourier space, this procedure satisfies all constraints for a consistent interpolation scheme, and allows an efficient implementation of high-order interpolations. The resulting method is applied to the direct numerical simulation of a forced and isotropic turbulent flow with different particle Stokes numbers in the two-way coupling regime. A marked multifractal scaling is observed in the particle statistics, which implies that the feedback from the particles on the fields is far from being analytic and therefore only high-order methods, like the one here proposed, can provide an accurate representation.

*Keywords: turbulence, particle laden flows, two-way coupling, direct numerical simulation.*

## 1 INTRODUCTION

Inertial particles in turbulence play a critical role in many fields, ranging from climate physics, astrophysics and engineering. Applications include cyclonic separators of industrial plants, sprays for surface coating, combustion chambers of internal combustion engines and cooling of miniaturized components [1]. Many works in the literature focused on the one-way coupling regime [2], that is, the flow drives the particles dynamics but the back-reaction of the particles on the fluid is neglected. In that limit, a variety of intriguing phenomena arise such as clustering and caustics [3], [4]. However, in many physical systems and applications the particle volume fraction is high enough that the particle dynamics significantly modifies the features of the flow.

Direct Numerical Simulation (DNS) is a key instrument to gain insight into particle-laden turbulent flows. The most common approach is the solution of the fluid flow on a Eulerian structured grid with Lagrangian tracking of the dispersed particles [5]. This approach requires the computation of the fields at the particle position and the representation of the coupling terms on the Eulerian grid. Well established and efficient algorithms are available for the interpolation of the fields at the particle position [6], [7]. On the other hand, a few techniques are available to accurately represent the back-reaction of the particles on the flow at the grid points. Only recently a systematic study of the convergence and accuracy of the “reverse interpolation” methods was carried out for a few algorithms [8]. In this paper we propose to use the Non Uniform Fast Fourier Transform (NUFFT) as a tool to compute the coupling term in the direct numerical



simulation of dilute suspensions of point-like inertial particles in turbulence. The NUFFT turns out to be an accurate and efficient method, especially suitable for pseudo-spectral codes.

The NUFFT has been used in a wide range of applications, from medical imaging [9] to molecular dynamics [10], [11]. By means of a discrete convolution and fast Fourier transform over an oversampled grid, NUFFT provides a representation of the Fourier transform of an irregular and non-uniformly sampled field. The number of operations required for the computation of the NUFFT with accuracy  $\varepsilon$  of a field sampled at  $M$  points is  $\mathcal{O}(M \log(M) - M \log(\varepsilon))$  [12]. The NUFFT consists of three steps: (1) a convolution in physical space of the field with a basis function to regularize the field; (2) FFT of the regularized field; (3) a deconvolution in Fourier space. Accuracy is determined by the properties of the basis function used for the convolution and by the smoothness of the field. In the point-mass approximation the particle back-reaction is described by a superposition of Dirac delta functions centered on the particles. According to the classification by [13], a type-1 NUFFT is used to compute the coupling and a type-2 NUFFT is used to interpolate. The B-spline interpolation (type-2 NUFFT) performs better than the other methods currently available [7], especially if employed along with pseudo-spectral methods. The type-1 NUFFT is nothing but the inverse type-2 NUFFT, therefore we expect that the type-1 NUFFT enjoys the same benefits as the B-spline interpolation.

The interpolation and reverse interpolation methods should satisfy a few constraints. By accurate consideration on the energy balance of the coupled system Sundaram and Collins [14] pointed out that the interpolation schemes for interpolation and reverse interpolation must be symmetric in order to guarantee the energy conservation. Furthermore, they argued that the spurious non-locality introduced by interpolation and reverse interpolation should be minimized for a consistent and convergent method. These constraints are naturally satisfied by the B-spline interpolation (regarded as a backward NUFFT) together with the forward NUFFT for the computation of the coupling. Indeed, the backward NUFFT is the inverse of the forward NUFFT and they are symmetric by definition. Moreover, the non-locality introduced in physical space is removed in Fourier space because convolution and deconvolution are carried out with respect to the same basis. Finally, the localized support of the B-spline basis allows the efficient parallelization of the NUFFT algorithm, since the particle affects only a limited region of the surrounding flow and next neighbor communications suffice [11], an important feature of any algorithm devoted to the direct numerical simulation of turbulent flows.

In principle, the NUFFT presents several advantages with respect to the other methods reported in the literature. The particle in cell (PIC) method is a straightforward approach to deal with the coupling term. The force exerted by the particle on the surrounding fluid is distributed over the surrounding grid points of the cell in which the particle is located, as in the reverse linear interpolation [15]. Therefore the accuracy of PIC methods intrinsically depends on the particle number density. Regularization functions usually exploited to represent the Dirac delta [16] guarantee numerical stability but damp high frequencies and the resulting coupling terms depend on the regularization scale. Steady Stokeslet method [17] can overcome the grid dependence but the disturbance decays slowly with the distance from the particle, therefore a large number of operations is necessary and parallel implementation is challenging. Gualtieri et al. [8] exploited the closed solution of the unsteady Stokes flow around a small rigid sphere in order to isolate the singular and regular part of the flow at scales smaller than the grid resolution. This Exact Regularized Point Particle method (ERPP) guarantees high accuracy and the momentum conservation, however, it requires the evaluation of the analytical solution for the unsteady Stokes flow at a previous time, at each time step.



Most of the works in the literature separated the analysis of the algorithm from the physics of inertial particles in turbulence. However, an intriguing scenario arises when the performance of the NUFFT algorithm is analyzed as a function of particle inertia because the accuracy of the method depends on the regularity of the coupling term which in turns depends on the particle inertia. In particular, we show that the statistics of the coupling term, such as its energy spectrum, are intrinsically related to the two-particle statistics.

## 2 METHODOLOGY

### 2.1 The physical model

We employ the Eulerian–Lagrangian point particle approach in the two-way coupling regime, where the transported particles are material point masses which exchange momentum and heat with the fluid phase. By considering the fluid temperature field as an advected passive scalar, the equations for the fluid phase are

$$\nabla \cdot \mathbf{u} = 0, \quad (1a)$$

$$\partial_t \mathbf{u} + \nabla \cdot (\mathbf{u}\mathbf{u}^\top) = -\frac{1}{\rho_{(f)}} \nabla p + \nu \nabla^2 \mathbf{u} - \mathbf{C}_u + \mathbf{f}, \quad (1b)$$

$$\partial_t T + \nabla \cdot (\mathbf{u}T) = \kappa \nabla^2 T - C_T + f_T. \quad (1c)$$

Here  $\rho_{(f)}$ ,  $T(\mathbf{x}, t)$  and  $\mathbf{u}(\mathbf{x}, t)$  are the fluid density, temperature and velocity,  $p(\mathbf{x}, t)$  is the pressure,  $\nu$  is its kinematic viscosity and  $\kappa$  is the thermal conductivity; the  $\mathbf{C}_u$  and  $C_T$  terms are the momentum and heat feedback of the particles on the flow and  $\mathbf{f}$ ,  $f_T$  represent a large scale external forcing, which keeps constant the dissipation rate of turbulent kinetic energy  $\varepsilon$  and of temperature variance  $\chi$ . In wavenumber space the forcing is defined as

$$\hat{\mathbf{f}}(\mathbf{k}, t) = \varepsilon \frac{\hat{\mathbf{u}}(\mathbf{k}, t)}{\sum_{\mathbf{k} \in \mathcal{K}_f} \|\hat{\mathbf{u}}(\mathbf{k}, t)\|^2}, \quad \hat{f}_T(\mathbf{k}, t) = \chi \frac{\hat{T}(\mathbf{k}, t)}{\sum_{\mathbf{k} \in \mathcal{K}_f} |\hat{T}(\mathbf{k}, t)|^2},$$

where the hat indicates the Fourier transform and  $\mathcal{K}_f$  is the set of forced wavenumbers, as to mimic a large scale Gaussian forcing [15]. The flow is seeded by small, sub-Kolmogorov, spherical heavy particles with radius  $r_{(p)}$  and density  $\rho_{(p)}$ , whose dynamics, is described by a simplified version of the Maxey and Riley equation [18] and a linear Newton law for heat conduction, that is, by the following system

$$\frac{d\mathbf{x}_{(p)}}{dt} = \mathbf{v}_{(p)}, \quad (2a)$$

$$\frac{d\mathbf{v}_{(p)}}{dt} = \frac{\mathbf{u}(\mathbf{x}_{(p)}, t) - \mathbf{v}_{(p)}}{\tau_{u,(p)}}, \quad (2b)$$

$$\frac{d\theta_{(p)}}{dt} = \frac{T(\mathbf{x}_{(p)}, t) - \theta_{(p)}}{\tau_{\theta,(p)}}. \quad (2c)$$

Here  $\tau_{u,(p)}$  and  $\tau_{\theta,(p)}$  are the particle momentum and thermal response time, which, for  $\rho_{(p)} \gg \rho_{(f)}$ , are given by

$$\tau_{u,(p)} = \frac{2}{9} \frac{\rho_{(p)}}{\rho_{(f)}} \frac{r_{(p)}^2}{\nu}, \quad \tau_{\theta,(p)} = \frac{1}{3} \frac{\rho_{(p)}}{\rho_{(f)}} \frac{c_{(p)}}{c_f} \frac{r_{(p)}^2}{\kappa},$$



where  $c_{(p)}$  and  $c_{(f)}$  are the particle and fluid specific heat capacity at constant pressure. The Stokes number and the thermal Stokes number are defined as  $St = \tau_{u,(p)}/\tau_\eta$ ,  $St_\theta = \tau_{\theta,(p)}/\tau_\eta$ , where  $\tau_\eta$  is the Kolmogorov time scale.

When the fluid exerts a force on the particle the particle exerts an opposite force on the fluid at the particle position. Analogously, when heat flows from the fluid to the particle the fluid loses thermal energy at the particle position. This feedback from the particles on the fields is modeled by means of a superposition of Dirac delta functions centered on the particles

$$\mathbf{C}_u(\mathbf{x}, t) = \frac{4}{3}\pi \frac{\rho_{(p)}}{\rho_{(f)}} \sum_{p=1}^{N_{(P)}} r_{(p)}^3 \frac{d\mathbf{v}_{(p)}}{dt} \delta(\mathbf{x} - \mathbf{x}_{(p)}), \quad (3a)$$

$$C_T(\mathbf{x}, t) = \frac{4}{3}\pi \frac{\rho_{(p)}}{\rho_{(f)}} \frac{c_{(p)}}{c_{(f)}} r_{(p)}^3 \sum_{p=1}^{N_{(P)}} \frac{d\theta_{(p)}}{dt} \delta(\mathbf{x} - \mathbf{x}_{(p)}). \quad (3b)$$

The force exerted by the particle on the finite region of fluid  $\Omega'$ , centered at  $\mathbf{x}$  is

$$\widetilde{\mathbf{C}}_u(\mathbf{x}, t) = \frac{4}{3}\pi \frac{\rho_{(p)}}{\rho_{(f)}} \frac{r_{(p)}^3}{|\Omega'|} \sum_{\mathbf{x}_p \in \Omega'(\mathbf{x})} \frac{d\mathbf{v}_{(p)}}{dt}. \quad (4)$$

The coarse grained back-reaction, eqn (4), is exploited to analyze the regularity of the coupling terms, by characterizing its increments  $\delta_r \widetilde{\mathbf{C}}_u(\mathbf{x}, t) = \widetilde{\mathbf{C}}_u(\mathbf{x} + \mathbf{r}, t) - \widetilde{\mathbf{C}}_u(\mathbf{x}, t)$  using the Hölder condition

$$\langle \|\delta_r \mathbf{C}_u\| \rangle \leq \Lambda \|\mathbf{r}\|^{\alpha_H}, \quad \forall \mathbf{x}, \mathbf{r} \in \Omega$$

for non-negative real numbers  $\Lambda$  and  $\alpha_H$ , independent of  $\mathbf{x}$  and  $\mathbf{r}$ . Here  $\langle \cdot \rangle$  is the ensemble average, approximated by a spatial average for isotropic turbulence. Eqn (4) shows that the increments of the coarse-grained coupling field are proportional to the increments of the particle acceleration  $\langle \delta_r \|\mathbf{C}_u\| \rangle \propto \langle \delta_r \|\dot{\mathbf{v}}\| \rangle$ , thus the structure functions of the particle acceleration provide insight on the regularity of the coupling field. In particular, they highlight the dependence on the particle inertia of the order of Hölder-continuity  $\alpha_H$ . At small separation, the particle acceleration structure functions show a well defined power law behaviour  $\langle \delta_r \|\dot{\mathbf{v}}\| \rangle \sim r^{\alpha(St)}$ , as in Fig. 4, which implies

$$\langle \delta_r \|\mathbf{C}_u\| \rangle \sim r^{\alpha(St)} \leq \Lambda r^{\alpha_H}$$

for  $r \rightarrow 0$ . Hence, the scaling exponent of the structure functions at small separation  $\alpha(St)$  is an upper bound for  $\alpha_H$ . When the particle collisions are not taken to account and the ghost collision approximation is used, particles may overlap breaking the relation  $\langle \delta_r \|\mathbf{C}_u\| \rangle \propto \langle \delta_r \|\dot{\mathbf{v}}\| \rangle$ . However, we expect that in a steady and isotropic turbulent flow the exact overlapping of distinct particles is an event of zero probability.

## 2.2 The numerical method

The Navier–Stokes eqns (1) are solved in a tri-periodic cubic domain  $\Omega = [0, 2\pi]^3$  by means of a pseudo-spectral Fourier method. The 3/2 rule is employed for the dealiasing of the convolution sums [19] therefore, the number of grid points in each direction is  $N$  in Fourier space and  $M = 3N/2$  in physical space. The fluid velocity and temperature are integrated



in time by means of a second order exponential Runge-Kutta method [20], which has been preferred to the standard integrating factor for its unconditioned consistency, since the conservation of the total kinetic and thermal energy is a critical aspect of the simulation. The same method is used to integrate particle equations. This guarantees consistency, since the system formed by particles and fluid is evolved in time as a whole.

### 2.2.1 The B-spline polynomial basis

Let us consider the B-spline polynomial  $B_{N_S-1}$  of order  $N_S - 1$ . The one dimensional B-spline polynomials are defined by the convolution  $B_{N_S}(x) = B_{N_S-1}(x) * B_0(x)$  where  $B_0$  is the rectangular function defined on an interval of amplitude  $\Delta x$  (that is the grid spacing in the numerical implementation)

$$B_0(x)\Delta x = \begin{cases} 1, & \text{if } |x|/\Delta x \leq 1/2 \\ 0, & \text{otherwise} \end{cases}$$

so that the Fourier representation of the B-spline basis is

$$\widehat{B}_{N_S-1}(k_x) = \frac{1}{2\pi} \left( \text{sinc} \left( k_x \frac{\Delta x}{2} \right) \right)^{N_S}. \quad (5)$$

The spline basis in three dimensions is obtained by separation of variables [7],  $B(\mathbf{x}) = B(x)B(y)B(z)$ . For sake of clarity, the order subscript will be omitted. This basis guarantees consistency, since  $|\Omega|\widehat{B}(\mathbf{0}) = 1$ , and its Fourier transform can be pre-computed and stored. A most important computational feature is the localized support of the B-spline basis, since the convolutions in physical space are executed on a limited portion of the domain, thus allowing an efficient parallelization [11]. More detailed description of the properties of the B-spline polynomials in the framework of NUFFT can be found in [21].

### 2.2.2 Interpolation: backward NUFFT

The interpolation is carried out as a backward Non Uniform Fourier Transform with B-spline basis, and consists of three steps [7], [13]. First, a field  $u(\mathbf{x})$  – a velocity component or a transported scalar – is projected onto the B-spline basis in Fourier space, by means of a deconvolution which is efficiently carried out in the wavenumber space,  $\widehat{\tilde{u}}(\mathbf{k}) = \widehat{u}(\mathbf{k}) / (|\Omega|\widehat{B}(\mathbf{k}))$ . In a spectral DNS, due to the dealiasing,  $|k_x\Delta x| \leq 2\pi/3$  so that  $\widehat{B}$ , defined in eqn (5), is always positive. Then an inverse FFT transforms  $\widehat{\tilde{u}}(\mathbf{k})$  to the physical space. Finally the field  $\tilde{u}(\mathbf{x})$  is interpolated at each particle position by means of a convolution in physical space:

$$u(\mathbf{x}_{(p)}) = \int_{\Omega_B} B(\mathbf{x} - \mathbf{x}_{(p)})\tilde{u}(\mathbf{x}) \, d\mathbf{x}, \quad (6)$$

where  $\Omega_B$  is the support of the B-spline polynomial. This convolution in physical space and the former deconvolution in Fourier space cancel out, resulting in an accurate representation of the actual field at the particle position. Without the deconvolution in Fourier space, the interpolated field would be coarse-grained and its value at the particle position would be affected by points which are far away from the particle [14].



### 2.2.3 Reverse interpolation: forward NUFFT

The Fourier transform of the momentum or heat back-reaction of the particles on the fluid, represented by a sum of Dirac delta functions as in eqn (3), is carried out by means of a forward NUFFT with B-spline basis. The forward NUFFT consists of three steps [13]. At first, the comb  $C(\mathbf{x})$  – a component of the momentum coupling or the temperature coupling – is distributed on the surrounding grid points according to the B-spline weights. The convolution of the superposition of spikes with the B-spline polynomials results into the regularized field

$$\tilde{C}(\mathbf{x}) = \frac{4}{3}\pi \frac{\rho_{(p)}}{\rho_{(f)}} r_{(p)}^3 \sum_p \dot{v}_{(p)} \int_{\Omega_B} \delta(\mathbf{y} - \mathbf{x}_{(p)}) B(\mathbf{x} - \mathbf{y}) d\mathbf{y}. \quad (7)$$

Then the FFT is applied to the regularized field  $\tilde{C}$  and, finally, the deconvolution is carried out in the wavenumber space,

$$\hat{C}(\mathbf{k}) = \frac{1}{|\Omega|} \frac{\hat{\tilde{C}}(\mathbf{k})}{\hat{B}(\mathbf{k})}, \quad (8)$$

to remove the coarse-graining, thus avoiding the non-locality of the interpolation. This step can be interpreted as gathering together the sub-particles obtained splitting the actual particle in the first step, eqn (7). Hence, the NUFFT does not introduce non-locality and the symmetry of forward and backward NUFFTs guarantees energy conservation [14].

### 2.2.4 Implementation

The discrete convolution required to carry out the NUFFTs is discretized as

$$u(\mathbf{x}_{(p)}) = \int_{\Omega_B} B(\mathbf{x} - \mathbf{x}_{(p)}) \tilde{u}(\mathbf{x}) d\mathbf{x} \approx \sum_{l,m,n} \Delta x^3 B(\mathbf{x}_{lmn} - \mathbf{x}_{(p)}) \tilde{u}_{lmn}, \quad (9)$$

where the components of the position vector  $\mathbf{x}_{lmn}$  in the Cartesian basis are  $\Delta x [l, m, n]^T$ ,  $\tilde{u}_{lmn} = \tilde{u}(\mathbf{x}_{lmn})$  and the sum is extended over the support of the B-spline. Separation of variables is exploited to reduce the number of operations, executing the contraction of the three indexes as a sequence of three contractions on each index [7]. Analogously, the continuous convolution in physical space with the B-spline basis applied to the coupling term, eqn (7), results into the discrete sum

$$\tilde{C}_{lmn} = \frac{4}{3}\pi \frac{\rho_{(p)}}{\rho_{(f)}} \frac{r_{(p)}^3}{\Delta x^3} \sum_p \dot{v}_{(p)} \Delta x^3 B(\mathbf{x}_{lmn} - \mathbf{x}_{(p)}). \quad (10)$$

The discrete convolution in physical space virtually splits each particle in many sub-particles located at the neighbouring grid points. The mass and thermal energy of the sub-particles located at  $\mathbf{x}_{lmn}$  is  $\Delta x^3 B(\mathbf{x}_{lmn} - \mathbf{x}_{(p)})$  times smaller than the mass of the actual particle. The fictitious particles undergo the same acceleration/temperature variation of the actual particle and are gathered in Fourier space, as in eqn (8), to give back the actual particle. The contribution  $\tilde{C}_{lmn(p)}$  to the coupling term  $\tilde{C}_{lmn}$  from the particle ( $p$ ) is computed using the algorithm reported in [7] in reverse, exploiting again separation of variables,

$$\begin{aligned} \tilde{C}_{l(p)} &= \frac{4}{3}\pi \frac{\rho_{(p)}}{\rho_{(f)}} r_{(p)}^3 B_{N_S}(x_l - x_{(p)}) \dot{v}_{(p)}, \\ \tilde{C}_{lm(p)} &= B_{N_S}(y_m - y_{(p)}) \tilde{C}_{l(p)}, \end{aligned}$$



$$\tilde{C}_{lmn(p)} = B_{N_S}(z_n - z_{(p)})\tilde{C}_{lm(p)},$$

with a noticeable speed-up of the computation. The Eulerian–Lagrangian code is parallelized by means of the Message Passing Interface with a two dimensional (pencil) domain decomposition. The P3DFFT library [22] is employed to carry out the three-dimensional FFT in parallel. The same Eulerian pencil decomposition is employed for the particles: particles travel through the domain as the simulation advances and they are exchanged between neighbouring processors when they cross the processor boundary. Communication is required to share only a tiny part of the field data at the boundary between two processors.

### 3 RESULTS

#### 3.1 Convergence and accuracy

As a preliminary test, we have examined the convergence of our implementation of the NUFFT for different order of the B-spline basis, that is, varying the number of points used for the discrete convolution, eqns (9)–(10). To assess the accuracy of the B-spline interpolation [7], computed as a backward NUFFT, the following set of three-dimensional trigonometric polynomials with unitary root mean square value in  $\Omega$  has been used,

$$T_k = \left\{ \overline{f_k^j}(\mathbf{x}) = \sqrt{8} \cos(k_x x) \sin(k_y y) \cos(k_z z) : [k_x^2 + k_y^2 + k_z^2] = k^2 \right\}.$$

$T_k$  is a subset of the trigonometric polynomials with wavevector in the shell  $\|\mathbf{k}\| = k$  so it contains  $N_{T_k} \approx 4\pi k^2$  elements. The backward NUFFT takes as input the polynomial  $\overline{f_k^j}$  together with the particle position  $\mathbf{x}_{(p)}$  and returns the approximation  $f_k^j(\mathbf{x}_{(p)})$  of the value of the polynomial at the particle position. The error of the backward NUFFT can be estimated as the average of the absolute errors occurred in the interpolation of each element  $f_k^j$  of  $T_k$ , averaged over all the particles:

$$\epsilon_k^b = \frac{1}{N_{(P)}} \frac{1}{N_{T_k}} \sum_{p=1}^{N_{(P)}} \sum_{j=1}^{N_{T_k}} \left| f_k^j(\mathbf{x}_{(p)}) - \overline{f_k^j}(\mathbf{x}_{(p)}) \right|.$$

The convergence and accuracy of the forward NUFFT with B-spline basis is assessed by performing the Fourier transform of a three-dimensional random field. The test signal is a superposition of Dirac delta functions with random, uniformly distributed, amplitude  $a_{(p)}$  centered at random points  $\mathbf{x}_{(p)}$ ,

$$C(\mathbf{x}) = \sum_p a_{(p)} \delta(\mathbf{x} - \mathbf{x}_{(p)}).$$

The mean amplitude of the spikes is zero, while its variance is unitary. The forward NUFFT takes as input the positions of the particles together with the amplitude of the spikes and returns the approximation  $\widehat{C}_{\mathbf{k}}$  of the Fourier transform of the superposition of Dirac functions. We define the error of the forward NUFFT as the average of the absolute errors occurred in the computation of each mode of the Fourier transform  $\widehat{C}_{\mathbf{k}}$ , averaged over all the modes at constant  $k$ :

$$\epsilon_k^f = \frac{1}{N_{T_k}} \sum_{j=1}^{N_{T_k}} \left| \widehat{C}_{\mathbf{k}}^j - \overline{\widehat{C}_{\mathbf{k}}^j} \right|_{\|\mathbf{k}\|=k}.$$



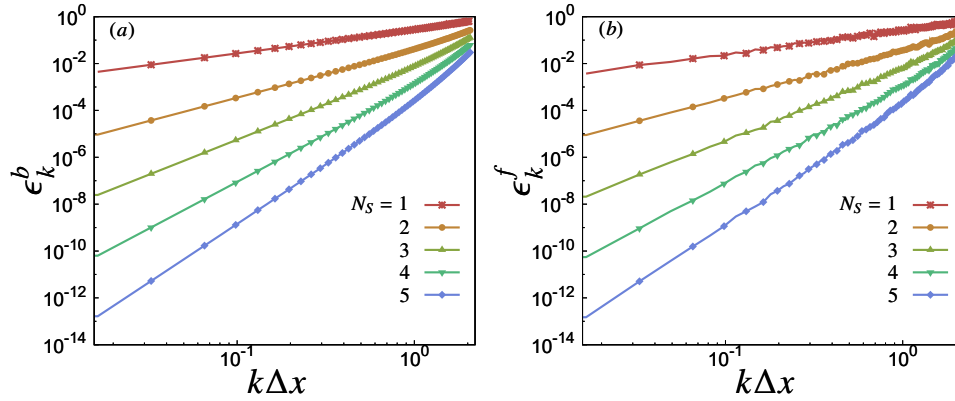


Figure 1: Absolute error of the NUFFT for different degrees of the polynomial basis. (a) Error in the interpolation of a trigonometric polynomial with unitary rms value and wavenumber  $k$ ; (b) Error in the Fourier transform of a random uniform field with unitary rms value at wavenumber  $k$ .

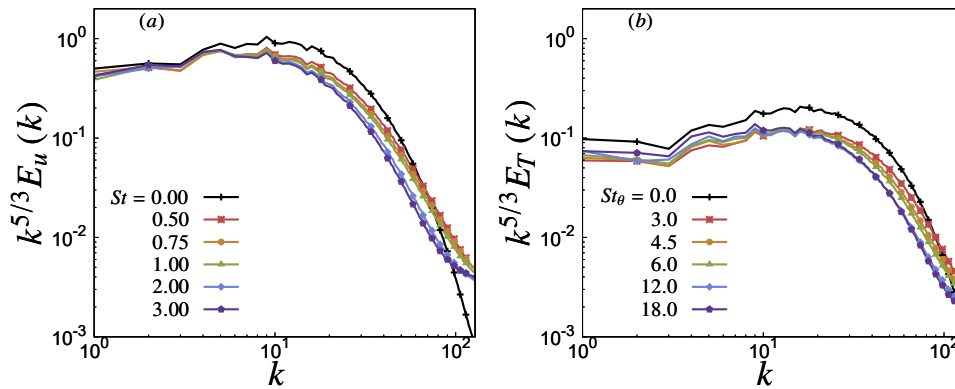


Figure 2: Spectra of the flow fields for different particle inertia, measured by the Stokes number. (a) Fluid velocity spectra; (b) Fluid temperature spectra.

Fig. 1 shows the error of the backward NUFFT  $\epsilon_k^b$  and the forward NUFFT  $\epsilon_k^f$  for different degrees of the B-spline polynomial basis. The order of convergence matches the number of points used for the interpolation in each direction:  $\epsilon_k^b \sim k^{-N_s}$  for  $k \rightarrow 0$ . It is critical to introduce a small error at low wavenumbers, since the large scales of the flow contain the largest amount of the energy in a turbulent flow, as shown in Fig. 2. The optimum value of the order of interpolation for the DNS of particle-laden turbulent flows has been discussed in [23]. Remarkably, the absolute errors of the backward and forward NUFFT are the same. This fact assesses the forward NUFFT as an accurate and efficient tool for computing the back-reaction of the particles on the flow. Indeed, the forward NUFFT shares all the advantages of the B-spline interpolation (backward NUFFT) which performs vastly better than other methods [7], especially if employed in pseudo-spectral codes.

### 3.2 Direct numerical simulation of isotropic steady turbulence

We present some preliminary results which characterize the effect of the particle inertia on the turbulence statistics. The parameters used in the simulations are in Table 1. A first tool to gain insight in to the dynamics of the system is the energy balance [14], which for isotropic steady turbulence reduces to

$$\varepsilon = \nu \left[ \left\langle \|\nabla \mathbf{u}\|_F^2 \right\rangle + \frac{9}{2} \phi \left\langle \frac{\|\mathbf{v}_{(p)} - \mathbf{u}_{(p)}\|^2}{r_{(p)}^2} \right\rangle \right], \quad (11a)$$

$$\chi = \kappa \left[ \left\langle \|\nabla T\|^2 \right\rangle + 3\phi \left\langle \frac{(\theta_{(p)} - T_{(p)})^2}{r_{(p)}^2} \right\rangle \right], \quad (11b)$$

where  $\phi = 4/3\pi r_{(p)}^3 N_{(P)}/|\Omega|$  is the particle volume fraction. In steady turbulence, the rate of energy injection by the external forcing balances the overall dissipation rate, which is the sum of the fluid and particle dissipation since, as eqn (11) shows, particles always dissipate energy in the limit of the point particle approximation. Therefore, the accuracy of the computation of the particle back-reaction on the flow directly affects the energy balance. The energy spectrum of the velocity and temperature fields for different particle inertia are shown in Fig. 2. The particles, through their back-reaction, significantly modify the spectral distribution of the energy of the fields. Particles with high inertia strongly smooth out the gradients of the fields. However, they carry energy from the large scales to the high wavenumbers by means of their inertia.

In order to assess the convergence of the method we consider a snapshot of the field and the particles and we compute the spectra of the coupling terms using B-spline polynomial basis of different degrees. In the previous section we have shown that the NUFFT of a random field rapidly converges towards the exact direct Fourier transform as the degree of the basis polynomial is increased. The global error can be estimated from the spectrum obtained with

Table 1: Parameters, in dimensionless code units, of the forced turbulence test case.

Dimensionless kinematic viscosity	$\nu$	0.002
Schmidt number	$Sc$	1
TKE dissipation rate	$\varepsilon$	0.27
Temperature fluctuation dissipation rate	$\chi$	0.1
Reynolds number	$Re_\lambda$	140
Forced wavenumber	$k_f$	$\sqrt{2}$
Grid size	$N$	256
Resolution	$k_{\max}\eta$	1.68
Particle/fluid density ratio	$\rho_{(p)}/\rho_{(f)}$	1000
Particle/fluid specific heat capacity ratio	$c_{(p)}/c_{(f)}$	4
Volume fraction	$\phi$	0.0002
Stokes number	$St$	0.5, 0.75, 1, 1.5, 2, 3
Thermal Stokes number	$St_\theta$	$6 St$



different order basis,

$$\epsilon^s(N_S) = \frac{\sum_k \left| \left| \widehat{C}_k \right|_{N_S}^2 - \left| \widehat{C}_k \right|_{N_S-1}^2 \right|}{\sum_k \left| \widehat{C}_k \right|_{N_S}^2},$$

where subscript  $N_S$  indicates the number of points used for the discrete convolution. Fig. 3 shows the spectrum of the momentum coupling for different particle inertia and the convergence of the spectrum of the coupling increasing the order of the basis. The relative error  $\epsilon^s(N_S)$  at small  $N_S$  is too large for a DNS. In order to achieve reasonable accuracy it should be  $N_S > 2$ , which confirms that the linear reverse interpolation, together with the other low-order methods, are not accurate enough to represent the back-reaction of the particles. The mild reduction of the spectrum for an increasing particle inertia could be a numerical artifact and will deserve further investigations.

It is interesting to characterize the statistics of the coupling term, in order to gain insight into the field that the forward NUFFT has to deal with. Particles that are close to each other may have very large velocity increments, compared to the fluid velocity increments. Hence, if one attempts to consider the particle velocity as a continuous field, averaging as in eqn (7), the resulting field would have large gradients. The field may also be multivalued, due to the ghost collision approximation. This non-smooth behaviour directly affects the coupling, since it depends on the two point statistics of the particle acceleration. The second order structure functions of the particle acceleration and the scaling exponents  $\zeta_{a_{\parallel}}^n$  of the  $n$ -th order structure function of the particle acceleration are shown in Fig. 4. The second order structure functions display a well defined power law behaviour at small separation. However, the scaling exponent is much less than the value expected for a regular field. The exponents rapidly saturate at values which decrease with the particle inertia, confirming the irregularity of the coupling at small scales. Another issue for the representation of the coupling field is the particle clustering [24]. Inertial particles tend to sample strain-dominated regions of the flow agglomerating in those regions. As a consequence, the coupling term is a superposition of spikes that are not uniformly distributed in the domain.

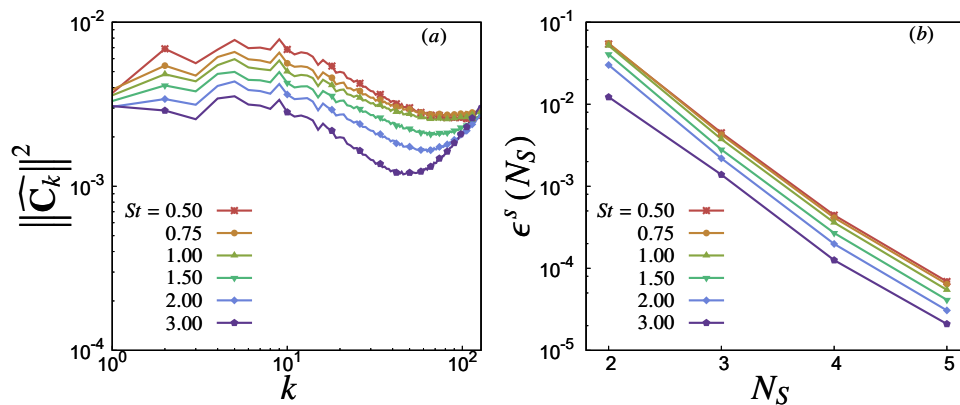


Figure 3: Spectral representation of the momentum coupling for different particle inertia. (a) Spectra of the momentum coupling computed with a 4th order basis; (b) Relative error in the computation of the spectrum of the momentum coupling by means of the NUFFT, with B-spline basis of different degree.



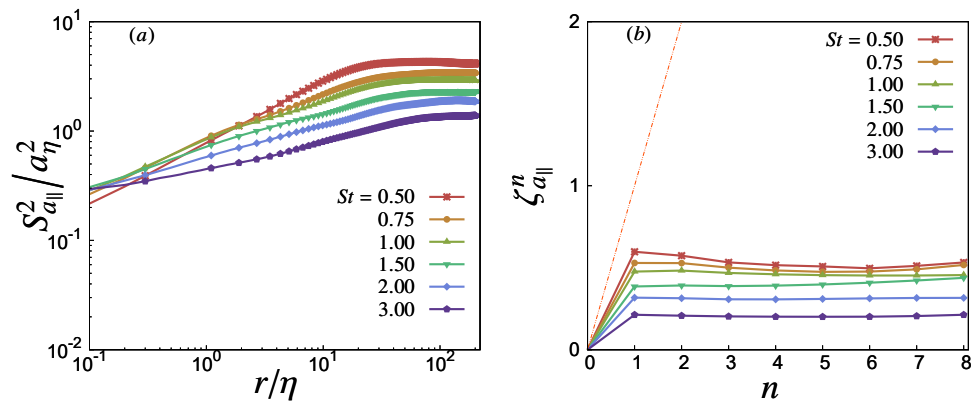


Figure 4: Structure functions of the particle acceleration for different particle inertia. (a) Second order structure functions of the particle acceleration; (b) Scaling exponent at small separation of the  $n$ -th order structure function of the particle acceleration. The statistics indicate the multifractal behaviour of the inertial particles.

#### 4 CONCLUDING REMARKS

We have shown that the forward NUFFT provides an efficient and yet simple tool to obtain the accurate Fourier representation of the particle back-reaction on the flow. The forward NUFFT can be computed using the algorithm for the B-spline interpolation in reverse without introducing any additional computational load while keeping the limited support of the B-spline basis which allows an efficient parallelization of the method. We expect that the use of NUFFT's can lead to an improvement of the accuracy and efficiency of pseudo-spectral codes for two-way coupled particle-laden turbulent flows.

#### ACKNOWLEDGEMENTS

The authors thankfully acknowledge the computer resources provided by LaPalma Supercomputer at the Instituto de Astrofísica de Canarias through the Red Española de Supercomputación (project FI-2018-1-0044) and by CINECA under the ISCRA initiative, project HP10CWVSL. Additional resources were provided by HPC@POLITO (<http://www.hpc.polito.it>).

#### REFERENCES

- [1] Zonta, F., Marchioli, C. & Soldati, A., Direct numerical simulation of turbulent heat transfer modulation in micro-dispersed channel flow. *Acta Mech*, **195**(1–4), pp. 305–326, 2008.
- [2] Ireland, P.J., Bragg, A.D. & Collins, L.R., The effect of Reynolds number on inertial particle dynamics in isotropic turbulence. Part 1. Simulations without gravitational effects. *J Fluid Mech*, **796**, pp. 617–658, 2016.
- [3] Toschi, F. & Bodenschatz, E., Lagrangian properties of particles in turbulence. *Annu Rev Fluid Mech*, **41**(1), pp. 375–404, 2009.
- [4] Falkovich, G. & Pumir, A., Sling effect in collisions of water droplets in turbulent clouds. *J Atmos Sci*, **64**(12), pp. 4497–4505, 2007.
- [5] Elghobashi, S., Particle-laden turbulent flows: direct simulation and closure models. *Appl Sci Res*, **48**(3), pp. 301–314, 1991.



- [6] Yeung, P. & Pope, S., An algorithm for tracking fluid particles in numerical simulations of homogeneous turbulence. *J Comp Phys*, **79**(2), pp. 373–416, 1988.
- [7] Hinsberg, van, M., Thije Boonkkamp, ten, J., Toschi, F. & Clercx, H., On the efficiency and accuracy of interpolation methods for spectral codes. *SIAM J Sci Comput*, **34**(4), pp. B479–B498, 2012.
- [8] Gualtieri, P., Picano, F., Sardina, G. & Casciola, C.M., Exact regularized point particle method for multiphase flows in the two-way coupling regime. *J Fluid Mech*, **773**, pp. 520–561, 2015.
- [9] Eggers, H., Knopp, T. & Potts, D., Field inhomogeneity correction based on gridding reconstruction for magnetic resonance imaging. *IEEE T Med Imaging*, **26**(3), pp. 374–384, 2007.
- [10] Toukmaji, A.Y. & Board, J.A., Ewald summation techniques in perspective: a survey. *Comp Phys Comm*, **95**(2), pp. 73–92, 1996.
- [11] Pippig, M. & Potts, D., Parallel three-dimensional nonequispaced fast fourier transforms and their application to particle simulation. *SIAM J Sci Comput*, **35**(4), pp. C411–C437, 2013.
- [12] Dutt, A. & Rokhlin, V., Fast fourier transforms for nonequispaced data. *SIAM J Sci Comput*, **14**(6), pp. 1368–1393, 1993.
- [13] Greengard, L. & Lee, J., Accelerating the nonuniform fast fourier transform. *SIAM Review*, **46**(3), pp. 443–454, 2004.
- [14] Sundaram, S. & Collins, L.R., Numerical considerations in simulating a turbulent suspension of finite-volume particles. *J Comp Phys*, **124**(2), pp. 337–350, 1996.
- [15] Kumar, B., Schumacher, J. & Shaw, R.A., Lagrangian mixing dynamics at the cloudy–clear air interface. *J Atmos Sci*, **71**(7), pp. 2564–2580, 2014.
- [16] Zamansky, R., Coletti, F., Massot, M. & Mani, A., Turbulent thermal convection driven by heated inertial particles. *J Fluid Mech*, **809**, pp. 390–437, 2016.
- [17] Pan, Y. & Banerjee, S., Numerical simulation of particle interactions with wall turbulence. *Phys Fluids*, **8**(10), pp. 2733–2755, 1996.
- [18] Maxey, M.R. & Riley, J.J., Equation of motion for a small rigid sphere in a nonuniform flow. *Phys Fluids*, **26**(4), pp. 883–889, 1983.
- [19] Canuto, C., Hussaini, M.Y., Quarteroni, A. & Zang, T.A., *Spectral Methods in Fluid Mechanics*, Springer, 1988.
- [20] Hochbruck, M. & Ostermann, A., Exponential integrators. *Acta Numer*, **19**, pp. 209–286, 2010.
- [21] Beylkin, G., On the fast fourier transform of functions with singularities. *Appl Computat Harmonic A*, **2**(4), pp. 363–381, 1995.
- [22] Pekurovsky, D., P3DFFT: a framework for parallel computations of Fourier transforms in three dimensions. *SIAM J Sci Comput*, **34**(4), pp. C192–C209, 2012.
- [23] van Hinsberg, M.A.T., Boonkkamp, J.H.M.t.T., Toschi, F. & Clercx, H.J.H., Optimal interpolation schemes for particle tracking in turbulence. *Phys Rev E*, **87**, p. 043307, 2013.
- [24] Bragg, A.D. & Collins, L.R., New insights from comparing statistical theories for inertial particles in turbulence: I. Spatial distribution of particles. *New J Phys*, **16**(5), p. 055013, 2014.

