

Internal waves in sheared flows: Lower bound of the vorticity growth and propagation discontinuities in the parameter space

Original

Internal waves in sheared flows: Lower bound of the vorticity growth and propagation discontinuities in the parameter space / Fraternali, Federico; Domenicale, Loris; Staffilani, Gigliola; Tordella, Daniela. - In: PHYSICAL REVIEW. E. - ISSN 2470-0045. - STAMPA. - 97:063102(2018), pp. 1-16. [10.1103/PhysRevE.97.063102]

Availability:

This version is available at: 11583/2709534 since: 2018-06-11T15:20:43Z

Publisher:

American Physical Society

Published

DOI:10.1103/PhysRevE.97.063102

Terms of use:

This article is made available under terms and conditions as specified in the corresponding bibliographic description in the repository

Publisher copyright

default_article_editorial [DA NON USARE]

-

(Article begins on next page)

Internal waves in sheared flows: Lower bound of the vorticity growth and propagation discontinuities in the parameter space

Federico Fraternali,¹ Loris Domenicale,^{2,*} Gigliola Staffilani,³ and Daniela Tordella^{1,†}

¹*Department of Applied Science and Technology, Politecnico di Torino, Torino 10129, Italy*

²*Department of Mathematical Sciences “G. L. Lagrange,” Politecnico di Torino, Torino 10129, Italy*

³*Department of Mathematics, Massachusetts Institute of Technology, Cambridge, Massachusetts 02139-4307, USA*



(Received 31 July 2017; revised manuscript received 13 April 2018; published 8 June 2018)

This study provides sufficient conditions for the temporal monotonic decay of enstrophy for two-dimensional perturbations traveling in the incompressible, viscous, plane Poiseuille, and Couette flows. Extension of Synge’s procedure [J. L. Synge, Proc. Fifth Int. Congress Appl. Mech. **2**, 326 (1938); Semicentenn. Publ. Am. Math. Soc. **2**, 227 (1938)] to the initial-value problem allow us to find the region of the wave-number–Reynolds-number map where the enstrophy of any initial disturbance cannot grow. This region is wider than that of the kinetic energy. We also show that the parameter space is split into two regions with clearly distinct propagation and dispersion properties.

DOI: [10.1103/PhysRevE.97.063102](https://doi.org/10.1103/PhysRevE.97.063102)

I. INTRODUCTION

One reason for the limited use of the enstrophy quantity [1–5] in the hydrodynamic stability theory of wall flows is certainly the lack of knowledge of physical boundary conditions on the vorticity [6]. Oppositely, for the velocity field the wall boundary conditions (no slip) have been known for more than a century, at least for the wide class of wall flows under the continuum hypothesis. Notwithstanding this, our work is focused on the enstrophy of traveling perturbation waves in wall flows. One objective of this study is to highlight the role of the enstrophy as well as its interrelationship with the more commonly considered kinetic energy. In particular, we are interested in the conditions for transient growth of the perturbation’s enstrophy in the wave-number–Reynolds-number parameter space.

We consider the two-dimensional plane Poiseuille and Couette flows, which are emblematic problems of the hydrodynamic stability theory. The flow velocity field can be decomposed in a basic laminar state and a fluctuation about it, that is, $\mathbf{u}(t, \mathbf{x}) = \mathbf{U}(\mathbf{x}) + \tilde{\mathbf{u}}(t, \mathbf{x})$. Departures from the basic state may appear in the subcritical range below the critical Reynolds number \mathcal{R}_c that is the lower limit for unconditional instability (notice that throughout this discussion we adopt the terminology used by Manneville [7]). Furthermore, the kinetic-energy method [8] generates a lower bound to the unconditional (or global) stability threshold represented by the value \mathcal{R}_g [7,9,10]. The condition defining \mathcal{R}_g stands on the ultimate perturbations decay of both kinetic energy and enstrophy, whatever the initial disturbance amplitude and the transient growth experienced in the intermediate term. Values for the

three-dimensional (3D) case, collected from experiments in the literature, are around 325 for the plane Couette flow (PCF) and 840 for the plane Poiseuille flow (PPF) [10–22]. A lower bound for \mathcal{R}_g , denoted by \mathcal{R}_E , specifies instead the value below which the kinetic energy of any perturbation inside the basic flow decreases monotonically to zero.

In this paper, for any possible initial condition we obtain the limiting curve in the stability map of the wave number α and Reynolds number for the monotonic decay of the integral enstrophy of two-dimensional perturbations. We show that this bound is less restrictive than the limiting curve for the kinetic-energy decay. In this regard, it should be recalled that, in two dimensions, due to the absence of the vortex stretching-tilting mechanism, enstrophy is an inviscid invariant as it is in general the kinetic energy for any dimension. Therefore, in two dimensions, the rate of change of the total enstrophy behaves in a similar way to the total kinetic energy E of a disturbance as described by the Reynolds–Orr equation (see [23–26]).

The monotonic decay region for the enstrophy in the stability map is obtained by extending the nonmodal approach to a procedure proposed by Synge in a paper [27] that has not been further exploited. Synge’s procedure was aimed at finding analytical conditions satisfied by both the vorticity and the stream function in the two-dimensional plane Poiseuille flow [6,27,28]. The procedure is based on the deduction of the cross derivative of the flow vorticity by using the Orr–Sommerfeld equation, which is then coupled to an optimization process acting directly on the vorticity integral.

The impact of this result is that the lower bound for perturbation transient growth is improved if we consider the problem in terms of enstrophy instead of kinetic energy. These results are contextualized within the structure of the stability map (α, \mathcal{R}) , which also contains information about dispersion properties of the least-stable perturbation.

The paper is organized in the following way. In Sec. II, both the relationship between enstrophy and kinetic energy and the procedure to obtain the lower bound for the transient

*Present address: Faculty of Engineering & Environment, University of Southampton, Southampton SO16 7QF, England, United Kingdom.

†daniela.tordella@polito.it

growth of perturbation enstrophy are described (also discussed in the Appendix). Results concerning the structure of the stability map and related wave dispersion properties are discussed in Sec. III. A summary follows in Sec. IV. The Appendix contains the analytical calculations leading to the lower bound. In the Supplemental Material [29], the reader can find the map describing the timing of maximal growth of kinetic energy and enstrophy (S1), information on the temporal evolution of enstrophy-rate optimal stream functions (S2), and *Mathematica* scripts (S3).

II. RELATIONSHIP BETWEEN ENSTROPY AND ENERGY OF SMALL INTERNAL WAVES IN PARALLEL FLOWS: THE PROBLEM OF TRANSIENT ENSTROPY GROWTH

The plane Couette flow is a parallel viscous flow taking place in the gap between two plates moving tangentially with respect to each other. In the following, in regard to normalization issues, the reference length is the channel half-width h , while the reference velocity is the wall speed half-difference U_w . The flow control parameter is the Reynolds number $\mathcal{R} = U_w h / \nu$, where ν is the kinematic viscosity. The plane Poiseuille flow (PPF) is a flow driven by a pressure gradient between two fixed walls. Here the reference velocity is the centerline velocity U_{CL} , thus $\mathcal{R} = U_{CL} h / \nu$. The Cartesian reference system is located at the channel centerline. In particular, we consider the two-dimensional configuration. The domain is bounded in the crossflow direction ($-1 < y < 1$) and it is unbounded in the streamwise direction x . The basic flow expression is $\mathbf{U}(\mathbf{x}) = U(y)\mathbf{e}_x$, where $U(y) = y$ for the plane Couette flow and $U(y) = 1 - y^2$ for the plane Poiseuille flow (see Fig. 1).

Let us introduce the integral enstrophy for a two-dimensional perturbation in a parallel-flow field

$$\Omega = \frac{1}{2|\mathcal{V}|} \int_{\mathcal{V}} \tilde{\omega}^2 dx dy, \quad (1)$$

where \mathcal{V} is an arbitrary spatial domain, $|\mathcal{V}|$ is its volume, and

$$\tilde{\omega} = \partial_x \tilde{v} - \partial_y \tilde{u} \quad (2)$$

is the vorticity of the perturbation velocity field of components \tilde{u} (longitudinal) and \tilde{v} (wall normal). Since we are interested in the evolution equation of the integral enstrophy Ω , it is convenient to consider the nondimensional, linearized, viscous vorticity equation for small disturbances

$$\partial_t \tilde{\omega} - \tilde{v} U'' + U \partial_x \tilde{\omega} = \mathcal{R}^{-1} \nabla^2 \tilde{\omega}, \quad (3)$$

where the prime stands for a total y derivative. The integral enstrophy evolution equation is then

$$\begin{aligned} \frac{d}{dt} \Omega &= \frac{1}{|\mathcal{V}|} \frac{d}{dt} \int_{\mathcal{V}} \left(\frac{\tilde{\omega}^2}{2} \right) dx dy \\ &= \frac{1}{|\mathcal{V}|} \int_{\mathcal{V}} (\tilde{v} U'' \tilde{\omega} - U \tilde{\omega} \partial_x \tilde{\omega} + \mathcal{R}^{-1} \tilde{\omega} \nabla^2 \tilde{\omega}) dx dy. \end{aligned} \quad (4)$$

Before going any further, it should be recalled why the linearized equation of motion is used to seek a lower bound on the enstrophy transient growth for perturbations of any shape and amplitude. As a matter of fact, in the two-dimensional case, the instantaneous integral-enstrophy rate $dZ/dt = \Omega^{-1} d\Omega/dt$ is

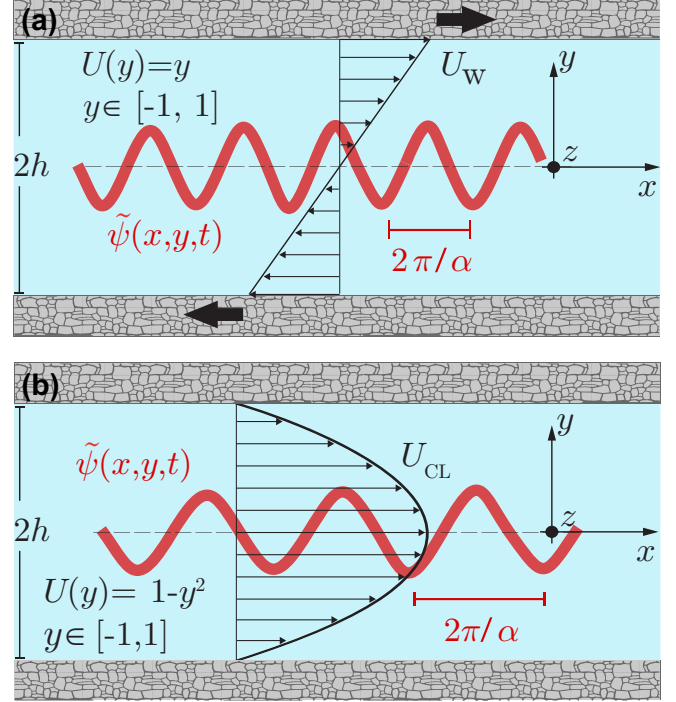


FIG. 1. Sketch of basic flows, reference systems and reference quantities. (a) Plane Couette flow, a flow driven by the reciprocal sliding of two solid walls. The reference length is the channel half-height h , while the reference velocity is U_w , which is half the relative speed between the walls. The flow control parameter is the Reynolds number $\mathcal{R} = U_w h / \nu$, where ν is the kinematic viscosity. (b) Plane Poiseuille flow is a flow between two fixed walls, driven by the pressure gradient along the channel axis. Here the reference velocity is the centerline velocity U_{CL} , thus $\mathcal{R} = U_{CL} h / \nu$. The Cartesian reference system is located at the channel centerline. The red oscillation represents a perturbation with wave number α .

independent of the perturbation amplitude. Thus, it depends on linear mechanisms only. Physically, this fact is linked to the lack of vortex stretching in two dimensions (a detailed discussion can be found in Appendix C of Tsinober's monograph [2]). In contrast, in three dimensions the enstrophy is not an inviscid invariant. Here, in fact, the vortex stretching terms are responsible for the self-amplification and tilting of the vorticity. Such terms appear as cubic terms in the 3D integral-enstrophy equation for the perturbation and make the enstrophy rate depend on the amplitude of disturbances. These terms correspond to a possible net enstrophy production and are empirically known to be positive from both laboratory and numerical experiments [30–32]. In the integral kinetic-energy equation instead, in both two and three dimensions, the growth rate $dG/dt = E^{-1} dE/dt$ is independent of the perturbation amplitude since in the Reynolds-Orr equation for finite-amplitude perturbations the cubic terms can be written in a conservative form and do not give a net contribution when integrated over a domain with homogeneous or periodic boundary conditions (see [23–26]). This explains why the limit \mathcal{R}_E given by linear analysis is actually considered a lower bound for the global instability limit \mathcal{R}_g . The present study does not draw conclusions on the 3D global stability; however, it suggests an improvement of the lower bound for 2D global stability.

In the following we introduce the stream function of the perturbation ($\tilde{u} = \partial_y \tilde{\psi}$ and $\tilde{v} = -\partial_x \tilde{\psi}$) and adopt the Fourier representation. For the generic variable $\tilde{q}(x, y, t)$ we will thus consider the wave solution $\hat{q}(t, y; \alpha) = \tilde{q}(t, x, y) e^{-i\alpha x}$, where i is the imaginary unit and α is the wave number.

The equation for the evolution of small-amplitude wave perturbations in two dimensions is known as the Orr-Sommerfeld (OS) equation. In terms of the perturbation stream function $\hat{\psi}(y, t)$, it becomes

$$\partial_t (\partial_y^2 \hat{\psi} - \alpha^2 \hat{\psi}) = -i\alpha U (\partial_y^2 \hat{\psi} - \alpha^2 \hat{\psi}) + i\alpha U'' \hat{\psi} + \frac{1}{\mathcal{R}} (\partial_y^4 \hat{\psi} - 2\alpha^2 \partial_y^2 \hat{\psi} + \alpha^4 \hat{\psi}). \quad (5)$$

The initial-value problem is then formulated by adding the initial condition $\hat{\psi}(y, t=0) = \hat{\psi}_0(y)$ and the no-slip boundary conditions $\hat{\psi}(\pm 1, t) = \partial_y \hat{\psi}(\pm 1, t) = 0$. The wave local enstrophy can be written as

$$\begin{aligned} \|\hat{\omega}\|^2 &= \|i\alpha \hat{v} - \partial_y \hat{u}\|^2 = \|\alpha^2 \hat{\psi} - \partial_y^2 \hat{\psi}\|^2 \\ &= \alpha^4 \|\hat{\psi}\|^2 + \|\partial_y^2 \hat{\psi}\|^2 - 2\alpha^2 \mathcal{R}(\hat{\psi}) \mathcal{R}(\partial_y^2 \hat{\psi}) \\ &\quad - 2\alpha^2 \text{Im}(\hat{\psi}) \text{Im}(\partial_y^2 \hat{\psi}), \end{aligned} \quad (6)$$

where \mathcal{R} and Im stand for the real and imaginary parts, respectively, and the integral enstrophy as

$$\begin{aligned} \Omega &= \frac{1}{4} \int_{-1}^1 \|\hat{\omega}\|^2 dy \\ &= \frac{1}{4} \int_{-1}^1 (\|\partial_y^2 \hat{\psi}\|^2 + 2\alpha^2 \|\partial_y \hat{\psi}\|^2 + \alpha^4 \|\hat{\psi}\|^2) dy. \end{aligned} \quad (7)$$

It is now interesting to observe that the integral enstrophy can be split in two parts

$$\Omega = \alpha^2 E + F, \quad (8)$$

where

$$E = \frac{1}{4} \int_{-1}^1 (\|\partial_y \hat{\psi}\|^2 + \alpha^2 \|\hat{\psi}\|^2) dy \quad (9)$$

is the integral kinetic energy of the perturbation and

$$F = \frac{1}{4} \int_{-1}^1 (\|\partial_y^2 \hat{\psi}\|^2 + \alpha^2 \|\partial_y \hat{\psi}\|^2) dy \quad (10)$$

a positive quantity related to the streamwise component of the velocity perturbation and its cross derivative. Note that, for wave numbers equal to or greater than one, the integral enstrophy is always greater than the integral kinetic energy. Wave numbers of order one are typically the most unstable, both asymptotically and in the transient [33,34]. Note also that in the limit $\alpha \rightarrow 0$ the integral enstrophy is independent of the transversal perturbation velocity.

The temporal evolution equations for E and F are derived as

$$\begin{aligned} \frac{dE}{dt} &= -\mathcal{R} \left(\frac{1}{4} \int_{-1}^1 [\bar{\psi} \partial_t (\partial_y^2 \hat{\psi} - \alpha^2 \hat{\psi})] dy \right) \\ &= -\mathcal{R} \left(\frac{1}{4} \int_{-1}^1 \{ \bar{\psi} [-i\alpha U \partial_y^2 \hat{\psi} + i\alpha^3 U \hat{\psi} + i\alpha U'' \hat{\psi} \right. \\ &\quad \left. + \mathcal{R}^{-1} (\partial_y^4 \hat{\psi} - 2\alpha^2 \partial_y^2 \hat{\psi} + \alpha^4 \alpha^2 \mathcal{R}^{-1}) \} dy \right), \end{aligned} \quad (11)$$

$$\begin{aligned} \frac{dF}{dt} &= -\mathcal{R} \left(\frac{1}{4} \int_{-1}^1 [\partial_y^2 \bar{\psi} \partial_t (\partial_y^2 \hat{\psi} - \alpha^2 \hat{\psi})] dy \right) \\ &= \mathcal{R} \left(\frac{1}{4} \int_{-1}^1 \{ \partial_y^2 \bar{\psi} [-i\alpha U \partial_y^2 \hat{\psi} + i\alpha^3 U \hat{\psi} + i\alpha U'' \hat{\psi} \right. \\ &\quad \left. + \mathcal{R}^{-1} (\partial_y^4 \hat{\psi} - 2\alpha^2 \partial_y^2 \hat{\psi} + \alpha^4 \alpha^2 \mathcal{R}^{-1}) \} dy \right), \end{aligned} \quad (12)$$

where the overbar stands for complex conjugate and \mathcal{R} for the real part. At this point, the enstrophy equation for a small wavy perturbation can be obtained as $d(\alpha^2 E + F)/dt$ from Eqs. (11) and (12). By considering the basic flow expressions and the boundary conditions, we obtain

$$\begin{aligned} \frac{d\Omega}{dt} &= \mathcal{R}^{-1} \mathcal{R} [\partial_y^3 \hat{\psi} \partial_y^2 \bar{\psi}]_{-1}^1 \\ &\quad - \mathcal{R}^{-1} \int_{-1}^1 (3\alpha^2 \|\partial_y^2 \hat{\psi}\|^2 + 3\alpha^4 \|\partial_y \hat{\psi}\|^2 \\ &\quad + \alpha^6 \|\hat{\psi}\|^2 + \|\partial_y^3 \hat{\psi}\|^2) dy = \mathcal{R}^{-1} H. \end{aligned} \quad (13)$$

It should be noted that the three convective terms in Eq. (5), which contain as factors the basic flow U and its second derivative U'' , do not appear in Eq. (13). This is due to the canceling of some terms in Eqs. (11) and (12), which takes place when the real part is taken. Other terms vanish since they are contained in both $\alpha^2 E$ and F with opposite sign. As a consequence, the temporal enstrophy evolution is physically determined by the diffusive terms of the motion equation only and \mathcal{R}^{-1} can be factored out. On top of that, it is of great interest that the only term which can generate a temporal growth of enstrophy is the boundary term associated with the wall vorticity and its crossflow variation at the walls.

The aim of the present study is to find the exact lower bound \mathcal{R}_Ω for the enstrophy transient growth of any 2D perturbations. That is, we look for

$$\mathcal{R}_\Omega[\alpha; U(y)] = \sup_{\hat{\psi}(y, t=0)} \left\{ \mathcal{R} : \frac{d}{dt} \Omega \leq 0 \forall t \right\}, \quad (14)$$

meaning that for $\mathcal{R} > \mathcal{R}_\Omega$ there exists at least one initial condition leading to a temporal enstrophy growth in the transient. When $\mathcal{R} < \mathcal{R}_\Omega$ instead, the enstrophy of any initial perturbation can only experience a monotonic time decay.

It is interesting to focus on the term $\mathcal{R}[\partial_y^3 \hat{\psi} \partial_y^2 \bar{\psi}]_{-1}^1$ in Eq. (13) since it is the only term which can be positive and can thus induce a possible growth. However, boundary conditions on the vorticity are notoriously unknown *a priori*, as first emphasized by Synge [6]. This fact has represented the main obstacle to the solution of problem (14).

The mathematical formulation developed by Synge was a peculiar application of the modal temporal theory to the vorticity equation [see Eq. (11.28) in [28] and Eq. (2.5) in [27]]. In synthesis, the method is the following. By multiplying the OS equation by $e^{\pm\alpha y}$ and integrating, Synge obtained the two integral relationships

$$[(\partial_y^3 \hat{\psi} \pm \alpha \partial_y^2 \hat{\psi}) e^{\alpha y}]_{-1}^1 = \mp 2i\alpha^2 \mathcal{R} \int_{-1}^1 U' \hat{\psi} e^{\alpha y} dy, \quad (15)$$

which link the wall values of the vorticity and its y derivative (actually, the part of the vorticity associated with the crossflow momentum variation). Such a dynamical condition has to be satisfied by the stream function, as discussed by Synge [6]. By using the above expressions, he wrote an updated integral enstrophy equation which was then optimized to maximize the enstrophy time variation as a function of \mathcal{R} . At the time, the author aimed at finding a lower bound for linear asymptotic stability and, ultimately, conditions for linear instability. That is, the focus was on seeking the unconditional instability threshold \mathcal{R}_c [shown in Fig. 2(b) for the plane Poiseuille flow]. This justified the use of the exponential time factor in the perturbative hypothesis. Today, we know that $\mathcal{R}_c = 5772$ [35] for PCF, while $\mathcal{R}_c = \infty$ [36] for PCF. Since at the time the phenomenon of nonmodal transient growth was unknown [15], Synge could not be aware that his computations would lead to a much lower bound for the algebraic transient growth of the vorticity. His calculations worked out for the plane Poiseuille flow but not for the plane Couette flow, where symbolic calculus helped us accomplish the task. In place of the exponential time dependence $\psi = \hat{\psi}(y)e^{i\alpha x - \sigma t}$, we use the nonmodal approach where $\psi = \hat{\psi}(y,t)e^{i\alpha x}$ and solve Eq. (14) for both flows.

III. RESULTS AND DISCUSSION

The complete mathematical procedure developed in order to solve the problem (14) is given in the Appendix. In the following, the main steps are recalled. Even though our procedure does not impose the analytical temporal structure of solutions, conditions for enstrophy monotonic decay in the Poiseuille case have been formally derived as done by Synge in [27].

The route to the solution of the problem (14) consists of four main steps.

(i) Derive the conditions (15).

(ii) Use Eq. (15) in the enstrophy equation (13). Obtain the enstrophy growth rate $d\Omega/dt$, parametrized with the possible boundary terms $\partial_y^2 \hat{\psi}(\pm 1, t)$,

$$\frac{d}{dt}\Omega = \mathcal{R}^{-1}H = \mathcal{R}^{-1}[\alpha ab^{-1}\Theta - \alpha b^{-1}\Phi + i\alpha^2 \mathcal{R} b^{-1}B - (I_3^2 + 3\alpha^2 I_2^2 + 3\alpha^4 I_1^2 + \alpha^6 I_0^2)], \quad (16)$$

where

$$I_i^2 = \int_{-1}^1 \partial_y^{(i)} \hat{\psi} \partial_y^{(i)} \bar{\psi} dy, \quad (17)$$

$$\Theta = \partial_y^2 \hat{\psi}(1, t) \partial_y^2 \bar{\psi}(1, t) + \partial_y^2 \hat{\psi}(-1, t) \partial_y^2 \bar{\psi}(-1, t), \quad (18)$$

$$\Phi = \partial_y^2 \hat{\psi}(1, t) \partial_y^2 \bar{\psi}(-1, t) + \partial_y^2 \hat{\psi}(-1, t) \partial_y^2 \bar{\psi}(1, t), \quad (19)$$

$$B = \int_{-1}^1 [\hat{\psi}(y, t) \partial_y^2 \bar{\psi}(1, t) - \bar{\psi}(y, t) \partial_y^2 \hat{\psi}(1, t)] U' \times \cosh[\alpha(y+1)] dy - \int_{-1}^1 [\hat{\psi}(y, t) \partial_y^2 \bar{\psi}(-1, t) - \bar{\psi}(y, t) \partial_y^2 \hat{\psi}(-1, t)] U' \cosh[\alpha(y-1)] dy. \quad (20)$$

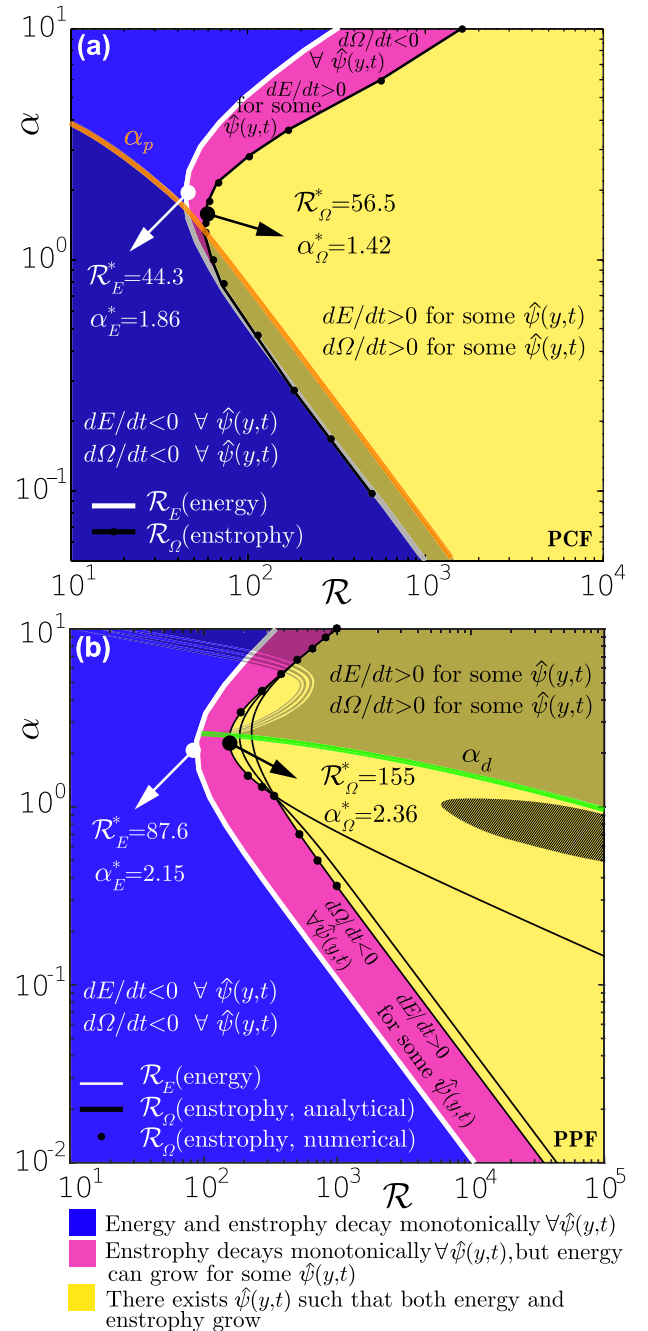


FIG. 2. Lower bounds for the transient growth of enstrophy and kinetic energy of 2D waves. The propagation properties are represented as follows. In the blue region, both the kinetic energy E and the enstrophy Ω decay monotonically with time, regardless of the initial condition. In the pink region, transient kinetic-energy growth is possible, but enstrophy growth is not. In the yellow region, growth of both kinetic energy and enstrophy is allowed. (a) Plane Couette flow. In this case, the curve $\mathcal{R}_\Omega(\alpha)$ (black dotted) was computed numerically via an optimization procedure. The shaded region indicates where wave propagation is forbidden [37]. (b) Plane Poiseuille flow. Here $\mathcal{R}_\Omega(\alpha)$ was computed both analytically (black curves) [see Eqs. (A59) and (A60)] and numerically (black dots). In the shaded region waves are nondispersive in the long term, while different levels of dispersion are observed in the remaining part of the map [38] (notice both the sharp lower boundary α_d and the smooth transition in the upper part). In black, we show the unconditional instability region [35], not existing in the PCF case [36].

(iii) By calculus of variations, obtain the following sixth-order partial differential equation (PDE) for the perturbation $\hat{\psi}_m(y; t)$, which maximizes the enstrophy growth rate:

$$\begin{aligned} \partial_y^6 \hat{\psi}_m(y, t) - 3\alpha^2 \partial_y^4 \hat{\psi}_m(y, t) + 3\alpha^4 \partial_y^2 \hat{\psi}_m(y, t) - \alpha^6 \hat{\psi}_m(y, t) \\ = i\alpha^2 \mathcal{R} b^{-1} U'(y) \{ \partial_y^2 \hat{\psi}_m(1, t) \cosh[\alpha(1+y)] \\ - \partial_y^2 \hat{\psi}_m(-1, t) \cosh[\alpha(1-y)] \}. \end{aligned} \quad (21)$$

(iv) Solve Eq. (21) and obtain, from the corresponding maximal enstrophy functional, the region of the α - \mathcal{R} map where transient enstrophy growth is not allowed, that is, the curve $\mathcal{R}_\Omega(\alpha)$. This final curve was computed both analytically and via numerical optimization for PPF and just numerically for PCF (see Appendix). Both the analytical inequalities and the numerical optimization are aimed at finding the best solution over the possible values of the vorticity at the wall, $\partial_y^2 \hat{\psi}(\pm 1, t)$.

The results of our calculations are shown in Figs. 2(a) and 2(b). The minimum value of \mathcal{R}_Ω for which 2D perturbations can experience transient enstrophy growth is denoted by \mathcal{R}_Ω^* . In the case of plane Couette flow, we find the value 56.5, at a wave number $\alpha_\Omega^* = 1.42$. For the plane Poiseuille flow $\mathcal{R}_\Omega^* = 155$ at $\alpha_\Omega^* = 2.36$ (see Fig. 2).

The shape and of enstrophy-rate optimal stream functions for (\mathcal{R}, α) close to the marginal curve \mathcal{R}_Ω are shown in Fig. 8 in the Appendix. The procedure used to compute these solutions is also described in detail in the Appendix. In the Supplemental Material [29] we also report maximizing solutions in both the monotonic decay region and the transient growth region of the stability map, together with their temporal evolution (see Fig. SM2 in [29]).

Figure 2 also compares the enstrophy lower bound for transient growth with the bound for the kinetic-energy transient growth, that is, the curve $\mathcal{R}_E(\alpha)$. The kinetic-energy problem was first formulated and solved by Orr [39] and subsequently by Synge [28] and Joseph [8], while numerical solutions for the three-dimensional case were obtained later on by Reddy and Henningson [23].

We computed \mathcal{R}_E using the energy method, based on a variational formulation [8,23,40]. This bound is represented by the white curves in Fig. 2 and in Figs. 5(a) and 5(b) by the right boundary of the white regions.

A relevant outcome of our analysis is that the threshold for enstrophy monotonic decay $\mathcal{R}_\Omega(\alpha)$ for 2D waves is greater than the threshold for the kinetic energy $\mathcal{R}_E(\alpha)$, at any wave number. The gap between the two is highlighted by the pink region of Fig. 2. This means that there exists a region in the α - \mathcal{R} space where transient kinetic-energy growth can occur, while enstrophy growth is forbidden, for any initial perturbation.

This finding can be seen as counterintuitive as we typically envision perturbations in their temporal asymptotic state (exponentially growing or decaying waves). In the far term indeed, the normalized shape of the perturbation is not varying anymore [$\hat{\psi}(y, t)/\|\hat{\psi}(y, t)\|_\infty = f(y)$] and consequently the kinetic energy and the enstrophy must follow the same trend. The dynamics is different during the early-transient evolution: Here the perturbation is changing shape and cancellation effects among non-normal OS modes allow for transient growth. However, it is possible that the integral kinetic energy

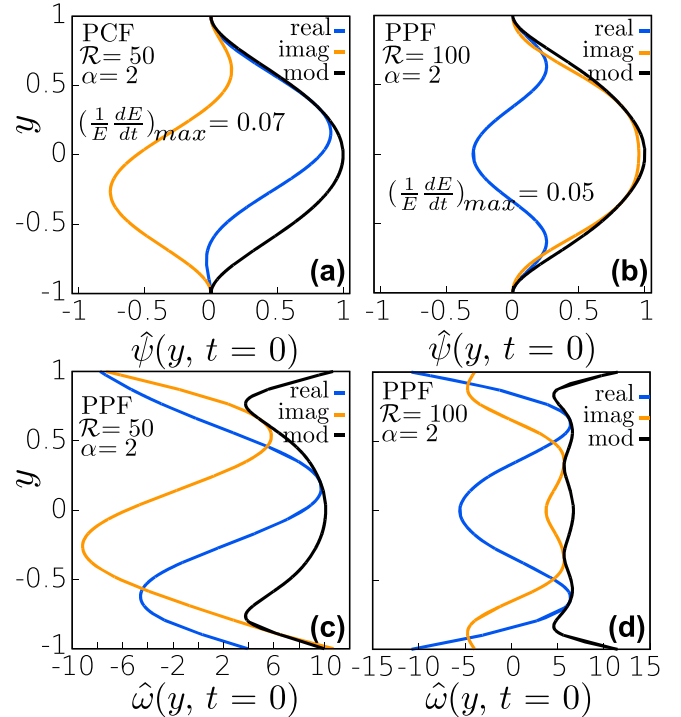


FIG. 3. Energy-rate optimal initial conditions used to build the map of Fig. 5. (a) Plane Couette flow. This perturbation maximizes the initial kinetic-energy growth rate at $\mathcal{R} = 50$ and $\alpha = 2$. (b) Plane Poiseuille flow. In this case, the initial condition maximizes the energy growth rate at $\mathcal{R} = 100$ and $\alpha = 2$. Such perturbations excite the least-stable Orr-Sommerfeld eigenfunctions and contain both symmetric and antisymmetric modes. (d) Shape of the corresponding initial vorticity $\hat{\omega} = \alpha^2 \hat{\psi} - \partial_y^2 \hat{\psi}$.

grows while the volume enstrophy does not. Two examples of this kind of perturbation are shown in Fig. 3. We used such perturbations as initial conditions for the numerical simulations which are used to create the maps of Fig. 5 and Fig. SM1 [29]. These perturbations guarantee a positive kinetic-energy growth rate at $t = 0$ (at $\mathcal{R} = 50$ and $\alpha = 2$ for PCF and $\mathcal{R} = 100$ and $\alpha = 2$ for PPF) but no enstrophy growth can be observed. Figure 4 shows the temporal evolution of such perturbations in terms of the y distribution of kinetic energy [Figs. 4(a) and 4(b)] and enstrophy [Figs. 4(c) and 4(d)], during the time interval when the kinetic energy experiences a transient growth and the enstrophy decays. In these two particular cases, the kinetic energy increases near the channel center for PPF and close to the walls for PCF. The same qualitative behavior is found for the enstrophy, but here the growth is smaller and located at comparatively narrower regions across the channel, a fact that produces the decay of the integral enstrophy.

In addition to the results given by the analytical procedure, by using the numerical method described in Ref. [38], we performed numerical simulations of the initial-value problem (5). Wave number–Reynolds-number maps of the maximal enstrophy and kinetic energy reached in the transient evolution are shown in Fig. 5. Previously, maps of kinetic energy have been shown [34,41,42]. They typically present the maximum amplification over all possible initial conditions. Here we follow a different approach where we keep the initial condition

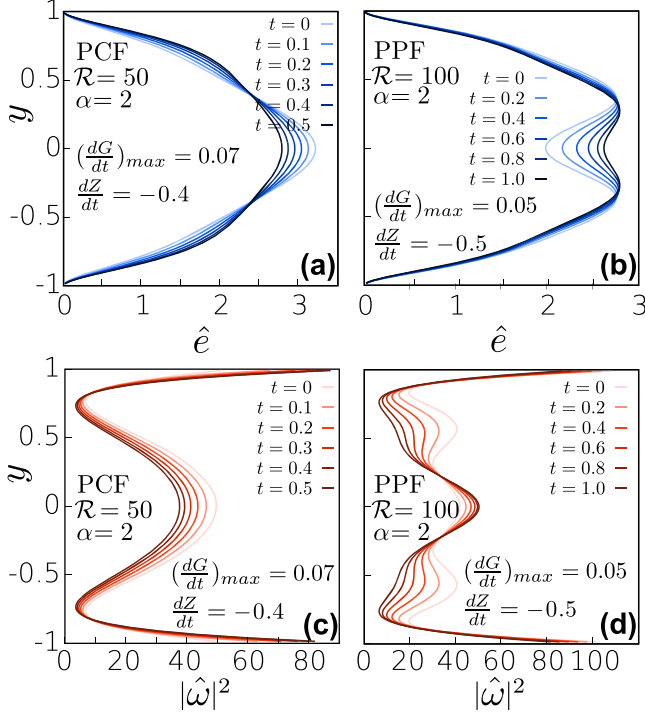


FIG. 4. Instances of simultaneous kinetic-energy growth and enstrophy decay. For the two initial conditions of Fig. 3, this figure shows (a) and (b) the temporal behavior of kinetic energy y profiles $\hat{e}(y, t) = \frac{1}{2}(\|\partial_y \hat{\psi}\|^2 + \alpha^2 \|\hat{\psi}\|^2)$ and (c) and (d) local enstrophy distribution, during the time interval along which the integral kinetic energy experiences a transient growth for (a) and (c) PCF (b) and (d) PPF. The maximal kinetic-energy rate and the enstrophy rate (at the initial instant $t = 0$) are reported in all panels [$G = E/E_0$, $E(t) = \int_{-1}^1 \hat{e}(y, t) dy$, and $Z = \Omega/\Omega_0$].

fixed. The initial condition satisfies general features of smoothness and excitation of both symmetric and antisymmetric Orr-Sommerfeld modes (Fig. 3) and it was chosen in order to trigger a transient energy growth for any \mathcal{R} above the limit \mathcal{R}_E^* . From an optimization process, we got the perturbation leading to the maximal kinetic-energy growth rate in the surrounding of the map nose (α_E^* , \mathcal{R}_E^*). As predicted by the analytical result, the vorticity starts to experience a transient growth for $\mathcal{R}(\alpha) > \mathcal{R}_\Omega(\alpha)$ only [see Figs. 5(c) and 5(d)].

Comments are now proposed about the map structure. It is observed that the internal structure of both enstrophy and kinetic-energy maps reflects the shape of the respective lower bound for transient growth (see level curves in Fig. 5). This feature is clearly seen in the low-wave-number region and can be interpreted as the scaling laws $\Omega_{\max} \sim (\alpha \mathcal{R})^{\delta_1}$ and $E_{\max} \sim (\alpha \mathcal{R})^{\delta_2}$. The exponents δ_1 and δ_2 depend on the initial condition and for the cases observed here $\delta_1 \approx 0.82$ for PCF, $\delta_1 \approx 0.21$ for PPF, $\delta_2 \approx 0.59$ for PCF, and $\delta_2 \approx 0.33$ for PPF (computed for $\alpha < 0.1$). Inside the region of the map where both the wave kinetic energy and the enstrophy can grow, we observe that smooth vortical initial disturbances show a much higher amplification of integral enstrophy than kinetic energy. Furthermore, when the nondimensional time necessary to achieve the maximal growth is considered, a unique scaling is

observed for the enstrophy and the kinetic energy in the high- \mathcal{R} and low- α limit, as shown in Fig. SM1: $T_{E_{\max}} \sim T_{\Omega_{\max}} \sim \alpha^{-1}$.

Algebraically amplified waves are located inside a nearly conical region of the map with the apex towards wave numbers $\alpha \sim 2$ (see Fig. 5). This trend generally holds in the three-dimensional case [15,23,34]. Note also that for PPF the exponential growth is found at $\alpha \approx [0.3-1]$. In this study, however, we thought it important to extend the range of the observed wave number and Reynolds number. Let us recall that in subcritical conditions ($\mathcal{R} < \mathcal{R}_c$) the transition is triggered by spatially localized perturbations. A local perturbation can be described as a wave packet which typically contains a broad range of wave numbers. We believe that at least two physical factors contribute to the onset of the nonlinear interaction in such situations. The first is the algebraic growth of kinetic energy or, better, enstrophy. The second is related to the dispersion of the wave components. In fact, besides the wave amplification, the propagation properties play a key role in the nonlinear coupling onset. As we showed in a previous study on the plane Poiseuille and wake flows (in three dimensions) (see Fig. 2 in [38] and Chap. 2 in [43]), wave dispersion can be significantly different for large and small wave numbers and wave dispersion and nondispersion coexist within the same flow. For PPF, there exists a dispersive-to-nondispersive transition of the least-stable mode, which occurs at a specific wave number (α_d , in the following). Here the results of our previous study are extended to a Reynolds-number range of four decades. We measure the dispersion intensity in terms of the difference between the nondimensional group velocity and phase velocity. It can be noticed that the parameter space is split in regions having different dispersion characteristics. The discriminant wave number α_d is represented by the green curve in Fig. 2(b) and in Figs. 5(b) and 5(d). Below this boundary, the waves travel dispersively, slower than the basic flow U_{CL} , and have large vorticity close to the walls. Oppositely, the motion of short waves with $\alpha > \alpha_d$ is convective and the behavior is mostly nondispersive, in particular for $\mathcal{R} > 1000$ [see the shaded region of Fig. 2(b)]. In this case the largest vorticity is located at the channel center. Even if short-wave growth is mild, it is responsible for the generation of compact structures that have been observed in laboratory and numerical experiments.

For the plane Couette flow, such an abrupt transition between dispersive and nondispersive behavior does not exist since small traveling waves always disperse. The dispersion is mild, but it becomes intense close to a boundary curve that we denote by $\alpha_p(\mathcal{R})$, below which waves become stationary (Fig. 6 shows the dispersion relation of PCF). The bound α_p is represented by the orange curve in Figs. 2(a), 5(a), and 5(c) as well as Fig. SM1 in [29]. Such a threshold was first found by Gallagher and Mercer [37].

From here it is possible to infer that any spatially localized perturbations (wave packets), which contain a broad range of traveling-wave components, can present both the dispersive and the nondispersive behavior. There will be a subset of dispersive waves that spread information in the surrounding environment, enhancing the probability to intercept other neighbor perturbations. In the case in which the enstrophy is sufficiently amplified (see Fig. 5), this could trigger a nonlinear coupling. On the other hand, packets include also a nondispersive subset of waves which propagate as the basic

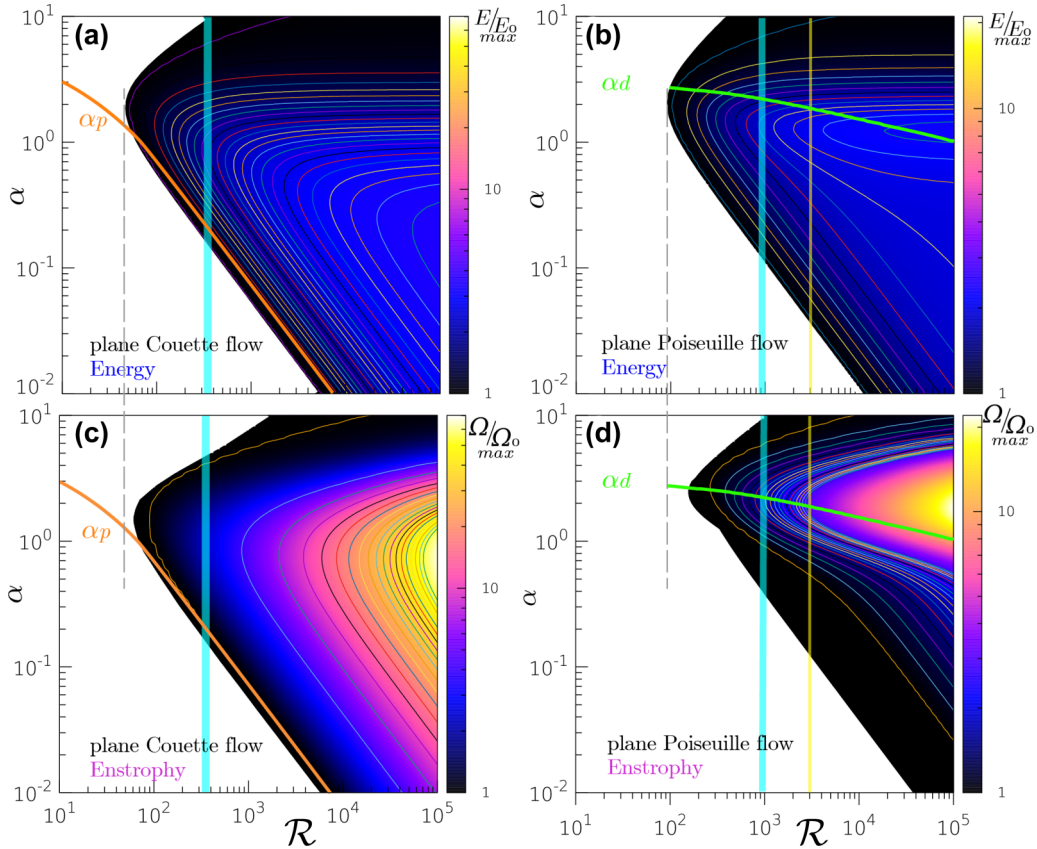


FIG. 5. Case study of the maximal transient growth of perturbation enstrophy and kinetic energy: (a) and (b) wave-number–Reynolds-number maps of maximal transient growth of kinetic energy E/E_0 and (c) and (d) enstrophy Ω/Ω_0 , normalized to the initial value, for (a) and (c) PCF and (b) and (d) PPF. Each map is built from 3600 numerical simulations of the initial-value problem associated with Eq. (5) (60 values of α in the range $[10^{-2}, 10]$ and 60 values of \mathcal{R} in $[10, 10^5]$, uniformly distributed in the logarithmic space). The initial condition is shown in Figs. 3(a) and 3(b) for PCF and PPF, respectively. Contours start from 1.01 and their spacing is set to 0.1 in (a), (b), and (d), while levels spacing is set to 3 in (c). The light blue vertical bands represent the global stability 3D threshold \mathcal{R}_g . Values collected from experiments in the literature are around 325 for PCF and 840 for PPF and are here reported for comparison reasons. The bandwidth stands for the range of values found in the extensive literature on the subcritical transition to turbulence [10–22]. In two dimensions, nonlinear analysis of PPF leads to a transitional value of about 2900 [44] (vertical yellow line), while for PCF no results are yet available. All maps include information on wave propagation and dispersion. The green curve for PPF in (b) and (d) represents the threshold $\alpha_d(\mathcal{R})$, between dispersive and nondispersive long-term behavior (below and above the curve, respectively; see [38]). In the PCF case in (a) and (c), below the orange curve $\alpha_p(\mathcal{R})$ waves are stationary [37].

flow. Once again, if the enstrophy and kinetic-energy content is sufficiently high the onset of a nonlinear coupling can be expected, since this subset does not unpack.

Notice that similar scenarios have also been observed in pipe flows [45]. In the context of liquid films as well, the flow stability was found to be significantly affected by wave dispersion and by phase synchronization of stable modes yielding a generation of explosive disturbances [46–48].

In a natural context of transition onset, the observation of individual waves is unlikely. Instead, usually wave packets are observed. As said in the previous paragraphs, the morphology of such packets depends both on the growth rates of enstrophy and energy and on the dispersion properties associated with the individual waves contained therein. We show the results of a numerical simulation of a 2D, localized, linear wave packet in the plane Poiseuille flow [wall-normal velocity and vorticity are visualized in Figs. 7(a) and 7(b)]. From the vorticity visualization, it is possible to notice the intense shear layer

which is typically observed in the dynamics of subcritical transitional flow structures. This layer was first observed in boundary layers by Breuer [49], Breuer and Haritonidis [50] and by Breuer and Landahl [51] and in PPF by Klingmann [52] and by Henningson *et al.* [24] (see, for instance Figs. 6 and 18 in [52] and Fig. 3 in [24]). Similar structures are also peculiar of puffs in pipe flows (see, for instance, [45,53,54]). Such a shear layer has a typical Λ shape heading downstream, made of two layers which originate at the walls in the slow dispersive region of the packet and merge at the channel centerline, generating the spot's front. The physical mechanism leading to this structure is the lift-up effect described by Landahl [55]. Although this mechanism is mostly three dimensional (mainly related to the vortex tilting term $i\beta U' \hat{v}$ which appears on the right-hand side of the Squire equation), it is also present in the 2D case. In the two-dimensional case indeed, the mechanism is related to the $i\alpha U'' \hat{\psi}$ term of the Orr-Sommerfeld equation. Landahl discovered the formation of an elongated permanent

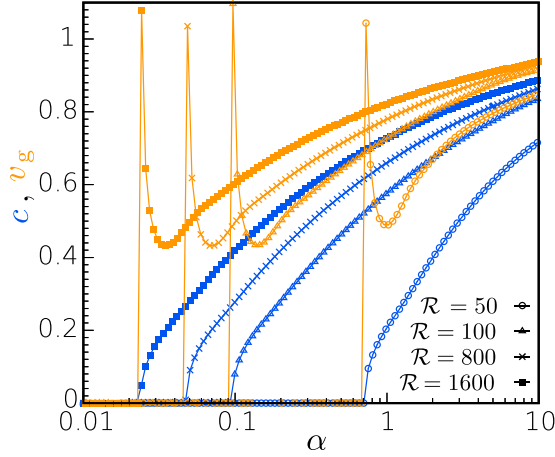


FIG. 6. Dispersion of the least-damped mode for the plane Couette flow. Distributions of the phase velocity c (blue) and the group velocity $v_g = d\omega/d\alpha$ (red) are shown for α in the range $[0.01-10]$ for the least-damped Orr-Sommerfeld mode in the plane Couette flow for $\mathcal{R} = [50, 100, 800, 1600]$. The computation was performed by a fourth-order finite-difference scheme [38]; the wave number is uniformly discretized in the logarithmic space (1024 points). For clarity, for each curve, only one of every ten points is shown. We recall that since the three-branched Orr-Sommerfeld eigenvalues spectrum of PCF is symmetric about the frequency axis, there always are two modes equally damped, traveling in opposite directions. Below the threshold $\alpha_p(\mathcal{R})$, wave propagation is forbidden. At higher wave numbers, wave dispersion is observed: It is high in the neighborhood of α_p and it decreases as $\alpha \mathcal{R} \rightarrow \infty$.

scar convected downstream with the local basic flow speed. The term *permanent* refers to the much longer decay time experienced by this streamwise perturbation, with respect to that of the wall-normal perturbation \tilde{v} . For this reason, the shear

layer is not visible from the \tilde{v} component but can be observed from the streamwise velocity \tilde{u} or from the spanwise vorticity.

IV. CONCLUSION

For 2D, viscous, vortical internal waves in the plane Couette and Poiseuille flows, we determined the exact lower bound for the enstrophy transient growth. This result was obtained following Synge's approach, which at that time had already been conceived as an alternative to kinetic-energy-based analysis.

As far as the monotonic decay is concerned, we found that at all wave numbers this bound is less restrictive than the kinetic-energy one, that is, $\mathcal{R}_\Omega(\alpha) > \mathcal{R}_E(\alpha)$. This is physically noticeable; it is indeed not intuitive that an initial vortical perturbation which experiences a quick kinetic-energy growth does not necessarily experience an enstrophy transient growth.

Our study provides maps for the maximal perturbation enstrophy growth and related timescales. In the low-wave-number part of the parameters space, this yields information on the scaling law for both the enstrophy and kinetic-energy maximal growth. We highlighted that Poiseuille and Couette maps differ more in the enstrophy case rather than in the kinetic-energy case.

In addition, by building on the results of [38], we emphasized the notable variability of the dispersion properties within the parameters space. At a fixed \mathcal{R} , by moving inside the parameters space from very low wave numbers, in the Couette case one can pass from stationary waves to dispersive waves, which then become progressively less dispersive, reaching a quasiconvective propagation. In the Poiseuille case instead, one can pass abruptly from quite dispersive waves to nondispersive waves across the curve α_d . Within a spatially localized perturbation as a wave packet, both a dispersive and a nondispersive subset of waves can be present. Generally,

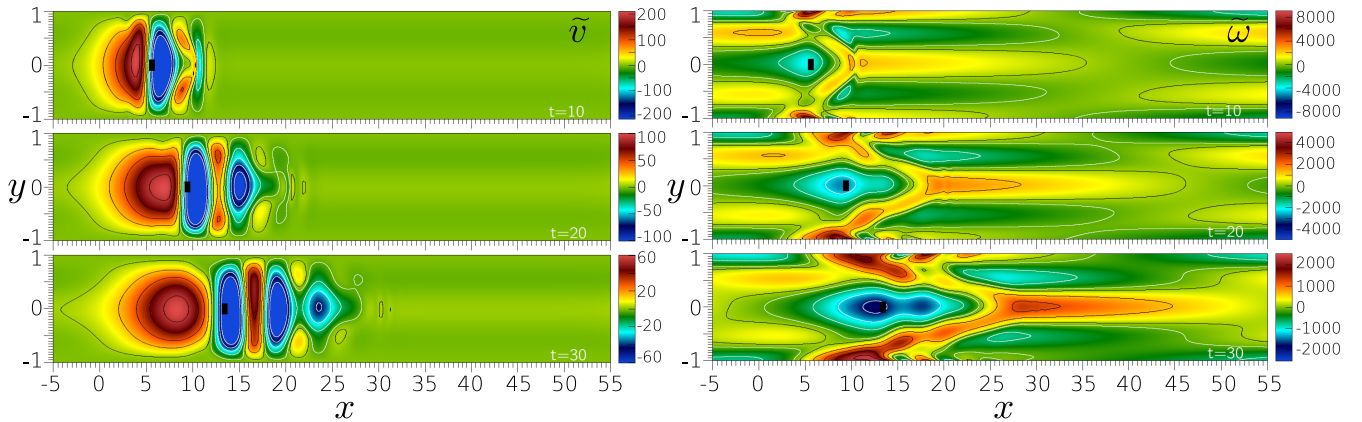


FIG. 7. Temporal evolution of a linear 2D wave packet in plane Poiseuille flow at $\mathcal{R} = 1000$. The packet consists of 512 waves with wave number in the range $[0.1-10]$ In the left panels, the \tilde{v} disturbance evolution is shown at $T = 10, 20, 30$ (top to bottom). In the right panels, the corresponding perturbation vorticity is visualized. The basic flow is from left to right. The initial perturbation is localized at $x_0 = 0$. Its y distribution is that of Fig. 3, while the x distribution is chosen to be Gaussian (standard deviation is 5% of the channel width). The initial peak value is $\tilde{v}_{\max}(t=0) = 1530$ (irrelevant to the packet evolution, in the linear context). For each panel, five contour lines are traced: The first level is $0.05\tilde{v}_{\max}$ and the last one is $0.9\tilde{v}_{\max}$, where the peak value \tilde{v}_{\max} can be inferred from the color bars. The dynamics shows a fast, compact, front moving with the centerline speed of the basic flow, and a slower rear part. We address the former to the nondispersive range of wave numbers ($\alpha \sim [2, 10]$), while the spot core is related to the dispersive wave components in the lower part of the stability map. Both components contribute to the formation of a shear layer which is characteristic of subcritical flow structures [24,49,50,52,55,56]. This figure is taken from Ref. [43].

a wave packet will be composed of both a dispersive subset of waves which spread the disturbance on a larger portion of the spatial domain and a nondispersive subset of waves which travel in a compact fashion. The inference can be made that in turn, or simultaneously, both these components may contribute to the nonlinear wave coupling when a sufficient enstrophy amplification, rather than a kinetic energy one, is reached.

ACKNOWLEDGMENTS

The authors acknowledge support from the U.S. NSF (Grants No. DMS 1362509 and No. DMS 1462401) and from the MISTI-Seeds Italy MITOR project “Long-term interaction in fluid systems.” Computational resources were provided by HPC@POLITO.

APPENDIX: MATHEMATICAL PROCEDURE TO OBTAIN THE MAXIMUM TIME DERIVATIVE OF PERTURBATION ENSTROPY

The enstrophy equation is recalled below for the reader’s convenience:

$$\begin{aligned} \frac{d\Omega}{dt} &= \frac{1}{\mathcal{R}} \mathcal{R} [\partial_y^3 \hat{\psi} \partial_y^2 \bar{\psi}]_{-1}^1 \\ &\quad - \frac{1}{\mathcal{R}} \int_{-1}^1 (3\alpha^2 \|\partial_y^2 \hat{\psi}\|^2 + 3\alpha^4 \|\partial_y \hat{\psi}\|^2 \\ &\quad + \alpha^6 \|\hat{\psi}\|^2 + \|\partial_y^3 \hat{\psi}\|^2) dy = \frac{1}{\mathcal{R}} H. \end{aligned} \quad (\text{A1})$$

The procedure starts by writing $\partial_y^3 \hat{\psi}(\pm 1, t)$ in terms of $\partial_y^2 \hat{\psi}$ and $\hat{\psi}$. In order to achieve this, the Orr-Sommerfeld equation (A2) is multiplied by $e^{\epsilon\alpha y}$ and integrated over $[-1, 1]$. By setting $\epsilon = 1$ and $\epsilon = -1$, two independent equations are obtained. Then we solve for $\partial_y^3 \hat{\psi}(1, t)$ and $\partial_y^3 \hat{\psi}(-1, t)$. More specifically, the Orr-Sommerfeld equation can be written as

$$LL\hat{\psi} = \mathcal{R} \tilde{\sigma} L\hat{\psi} + i\alpha \mathcal{R} \tilde{M}\hat{\psi}, \quad (\text{A2})$$

where

$$L = (\partial_y^2 - \alpha^2), \quad (\text{A3})$$

$$\tilde{\sigma} = \mathcal{R}(\partial_t + i\alpha U), \quad (\text{A4})$$

$$\tilde{M} = -U''. \quad (\text{A5})$$

Then Eq. (A2) is multiplied by $e^{\epsilon\alpha y} dy$ and integrated over $[-1, 1]$. The left-hand side of Eq. (A2), after integrating by parts and considering the boundary conditions

$$\hat{\psi}(\pm 1, t) = 0, \quad (\text{A6})$$

$$\partial_y \hat{\psi}(\pm 1, t) = 0, \quad (\text{A7})$$

reads

$$\begin{aligned} &\int_{-1}^1 LL\hat{\psi} e^{\epsilon\alpha y} dy \\ &= \int_{-1}^1 \partial_y^4 \hat{\psi} e^{\epsilon\alpha y} dy - 2\alpha^2 \int_{-1}^1 \partial_y^2 \hat{\psi} e^{\epsilon\alpha y} dy + \alpha^4 \int_{-1}^1 \hat{\psi} e^{\epsilon\alpha y} dy \\ &= [(\partial_y^3 \hat{\psi} - \epsilon\alpha \partial_y^2 \hat{\psi}) e^{\epsilon\alpha y}]_{-1}^1. \end{aligned} \quad (\text{A8})$$

The right-hand side of Eq. (A2) requires some passages, since the operator $\tilde{\sigma}$ contains both a time derivative and the function $U(y)$:

$$\begin{aligned} &\int_{-1}^1 (\mathcal{R} \tilde{\sigma} L\hat{\psi} + i\alpha \mathcal{R} \tilde{M}\hat{\psi}) e^{\epsilon\alpha y} dy \\ &= \mathcal{R} \frac{\partial}{\partial t} \overbrace{\int_{-1}^1 \partial_y^2 \hat{\psi} e^{\epsilon\alpha y} dy}^{\mathbf{A}} - \mathcal{R} \frac{\partial}{\partial t} \alpha^2 \int_{-1}^1 \hat{\psi} e^{\epsilon\alpha y} dy \\ &\quad + i\alpha \mathcal{R} \overbrace{\int_{-1}^1 \partial_y^2 \hat{\psi} U e^{\epsilon\alpha y} dy}^{\mathbf{B}} - i\alpha^3 \mathcal{R} \int_{-1}^1 \hat{\psi} U e^{\epsilon\alpha y} dy \\ &\quad - i\alpha \mathcal{R} \int_{-1}^1 \hat{\psi} U'' e^{\epsilon\alpha y} dy \\ &= \mathcal{R} \frac{\partial}{\partial t} \alpha^2 \int_{-1}^1 \hat{\psi} e^{\epsilon\alpha y} dy - \mathcal{R} \frac{\partial}{\partial t} \alpha^2 \int_{-1}^1 \hat{\psi} e^{\epsilon\alpha y} dy \\ &\quad + i\alpha \mathcal{R} \int_{-1}^1 \hat{\psi} (U'' + 2\epsilon\alpha U' + \alpha^2 U) e^{\epsilon\alpha y} dy \\ &\quad - i\alpha^3 \mathcal{R} \int_{-1}^1 \hat{\psi} U e^{\epsilon\alpha y} dy - i\alpha \mathcal{R} \int_{-1}^1 \hat{\psi} U'' e^{\epsilon\alpha y} dy \\ &= 2i\alpha^2 \epsilon \mathcal{R} \int_{-1}^1 U' \hat{\psi} e^{\epsilon\alpha y} dy. \end{aligned} \quad (\text{A9})$$

The terms **A** and **B** are evaluated separately by integrating by parts and using the boundary conditions

$$\begin{aligned} \mathbf{A} &= - \int_{-1}^1 \partial_y \hat{\psi} \epsilon \alpha e^{\epsilon\alpha y} dy = \epsilon^2 \alpha^2 \int_{-1}^1 \hat{\psi} e^{\epsilon\alpha y} dy \\ &= \alpha^2 \int_{-1}^1 \hat{\psi} e^{\epsilon\alpha y} dy, \end{aligned} \quad (\text{A10})$$

$$\begin{aligned} \mathbf{B} &= - \int_{-1}^1 \partial_y \hat{\psi} \partial_y (U e^{\epsilon\alpha y}) dy = \int_{-1}^1 \hat{\psi} \partial_y^2 (U e^{\epsilon\alpha y}) dy \\ &= \int_{-1}^1 \hat{\psi} (U'' + 2\epsilon\alpha U' + \epsilon^2 \alpha^2 U) e^{\epsilon\alpha y} dy. \end{aligned} \quad (\text{A11})$$

The system of equations to find $\partial_y^3 \hat{\psi}(-1, t)$ and $\partial_y^3 \hat{\psi}(1, t)$ is

$$\begin{aligned} [(\partial_y^3 \hat{\psi} - \alpha \partial_y^2 \hat{\psi}) e^{\alpha y}]_{-1}^1 &= 2i\alpha^2 \mathcal{R} \int_{-1}^1 U' \hat{\psi} e^{\alpha y} dy, \\ [(\partial_y^3 \hat{\psi} + \alpha \partial_y^2 \hat{\psi}) e^{-\alpha y}]_{-1}^1 &= -2i\alpha^2 \mathcal{R} \int_{-1}^1 U' \hat{\psi} e^{-\alpha y} dy. \end{aligned} \quad (\text{A12})$$

Substituting these expressions in Eq. (A1) and defining

$$a = \cosh(2\alpha), \quad b = \sinh(2\alpha),$$

a different form for H is obtained,

$$\begin{aligned} \frac{d}{dt} \Omega &= \frac{1}{\mathcal{R}} H = \frac{1}{\mathcal{R}} [\alpha a b^{-1} \Theta - \alpha b^{-1} \Phi + i\alpha^2 \mathcal{R} b^{-1} B \\ &\quad - (I_3^2 + 3\alpha^2 I_2^2 + 3\alpha^4 I_1^2 + \alpha^6 I_0^2)], \end{aligned} \quad (\text{A13})$$

where

$$I_i^2 = \int_{-1}^1 \partial_y^{(i)} \hat{\psi} \partial_y^{(i)} \bar{\psi} dy, \quad (\text{A14})$$

$$\Theta = \partial_y^2 \hat{\psi}(1,t) \partial_y^2 \bar{\psi}(1,t) + \partial_y^2 \hat{\psi}(-1,t) \partial_y^2 \bar{\psi}(-1,t), \quad (\text{A15})$$

$$\Phi = \partial_y^2 \hat{\psi}(1,t) \partial_y^2 \bar{\psi}(-1,t) + \partial_y^2 \hat{\psi}(-1,t) \partial_y^2 \bar{\psi}(1,t), \quad (\text{A16})$$

$$B = \int_{-1}^1 [\hat{\psi}(y,t) \partial_y^2 \bar{\psi}(1,t) - \bar{\psi}(y,t) \partial_y^2 \hat{\psi}(1,t)] U' \\ \times \cosh[\alpha(y+1)] dy - \int_{-1}^1 [\hat{\psi}(y,t) \partial_y^2 \bar{\psi}(-1,t) \\ - \bar{\psi}(y,t) \partial_y^2 \hat{\psi}(-1,t)] U' \cosh[\alpha(y-1)] dy. \quad (\text{A17})$$

Here H depends on the parameters α and \mathcal{R} and the function $\hat{\psi}$. In order to achieve conditions on α and \mathcal{R} implying nonpositivity of H , calculus of variations was used to maximize H with respect to the function $\hat{\psi}$, with vorticity values at the walls

$$p(t) = \partial_y^2 \hat{\psi}(1,t), \quad q(t) = \partial_y^2 \hat{\psi}(-1,t)$$

being assigned. Considering the part of H depending on $\hat{\psi}$,

$$H_{\hat{\psi}} = i\alpha^2 \mathcal{R} b^{-1} B - (I_3^2 + 3\alpha^2 I_2^2 + 3\alpha^4 I_1^2 + \alpha^6 I_0^2), \quad (\text{A18})$$

and introducing the variations on the perturbation, we evaluate

$$\underline{H}(\epsilon) = H_{\hat{\psi}}(\hat{\psi} + \epsilon\varphi) \rightarrow \left. \frac{dH}{d\epsilon} \right|_{\epsilon=0} = 0.$$

Calculus of variations leads to a sixth-order partial differential equation for the disturbance $\hat{\psi}$ which maximizes the enstrophy growth. In the following, this particular function will be denoted by $\hat{\psi}_m$,

$$\partial_y^6 \hat{\psi}_m - 3\alpha^2 \partial_y^4 \hat{\psi}_m + 3\alpha^4 \partial_y^2 \hat{\psi}_m - \alpha^6 \hat{\psi}_m \\ = i\alpha^2 \mathcal{R} b^{-1} U'(y) \{ p \cosh[\alpha(1+y)] \\ - q \cosh[\alpha(1-y)] \}. \quad (\text{A19})$$

Note that the solution $\hat{\psi}_m$ is the maximizing function for assigned values of vorticity at the wall, p and q . There will be specific values of p and q yielding the absolute maximal enstrophy rate. At this point, before proceeding with the solution, we highlight that the optimization process of the enstrophy rate functional leading to Eq. (A19) yields a basin of solutions $\hat{\psi}_m$ which is wider than that associated with the Orr-Sommerfeld equation. Essentially, this basin includes all stream functions which satisfy the physical boundary conditions (A6), among which the OS solutions represent a subset. This subset satisfies the dynamical conditions (A12) [6], which link the wall vorticity and its first derivative. Such conditions are included in the maximized enstrophy functional in the form (A13), but they are not imposed as a constraint in the calculus of variations leading to (A19). Imposing this constraint in the optimization procedure is mathematically nontrivial as it would require the solution of an eighth-order PDE, with boundary conditions on $\partial_y^3 \hat{\psi}(\pm 1, t)$ which are solution dependent. However, not only Eq. (A19) is sufficient to find a lower bound for the enstrophy transient growth, but we also verified *a posteriori* that the limit curve resulting from the solution of (A19) coincides with

the best possible bound $\mathcal{R}_\Omega(\alpha)$, as defined by Eq. (14). In order to prove this, a numerical procedure was set up. We used the solution of the OS initial-value problem obtained with our semianalytical code (published in Appendix A of Ref. [38]). By means of a genetic algorithm, the coefficients of the Chandrasekhar-Reid functions expansion are optimized, until the maximal enstrophy rate ($\Omega^{-1} \frac{d\Omega}{dt}$) at $t = 0$ is found, for specified values of \mathcal{R} and α . Using the bisection method on \mathcal{R} , the limit of the enstrophy growth region was then found and compared with the results of the analytical procedure (see Fig. 8). This allowed us to obtain the optimal functions $\hat{\psi}_m$ which also satisfy the dynamic condition (A12). The numerical solution requires a large amount of computational resources (at least 140 Chandrasekhar-Reid modes need to be optimized). Enstrophy-rate optimal functions are shown in Fig. 8 below and in Fig. SM2 in [29].

In the following, we proceed with the analytical computation of the monotonic decay region for the perturbation enstrophy. The maximum value of H corresponding to $\hat{\psi}_m$, denoted by H_{\max} , can be obtained by multiplying Eq. (A19) by $\bar{\psi} dy$, integrating over the range $(-1, 1)$, and adding the complex conjugate. This yields

$$[\partial_y^2 \hat{\psi}_m \partial_y^3 \bar{\psi}_m + \partial_y^2 \bar{\psi}_m \partial_y^3 \hat{\psi}_m]_{-1}^1 \\ - 2(I_3^2 + 3\alpha^2 I_2^2 + 3\alpha^4 I_1^2 + \alpha^6 I_0^2) \\ = -i\alpha^2 \mathcal{R} b^{-1} B, \quad (\text{A20})$$

and so from the definition of H ,

$$H_{\max} = \alpha a b^{-1} \Theta - \alpha b^{-1} \Phi + \frac{1}{2} i \alpha^2 \mathcal{R} b^{-1} B \\ - \frac{1}{2} [\partial_y^2 \hat{\psi}_m \partial_y^3 \bar{\psi}_m + \partial_y^2 \bar{\psi}_m \partial_y^3 \hat{\psi}_m]_{-1}^1, \quad (\text{A21})$$

where $\hat{\psi}_m$ is the stream function which maximizes the enstrophy rate, the solution of Eq. (A19).

The procedure followed up to this point leads to an expression for H_{\max} formally identical to that found by Sygne [Eq. (2.12) in [27]]. The difference is that here, having adopted the nonmodal approach, $\hat{\psi}$ is time dependent. In the following, we solve the problem for PCF and then for PPF.

1. Plane Couette flow

In this section, conditions for no growth of the perturbation enstrophy are derived for the plane Couette flow. In this case $U(y) = y$, so Eq. (A19), together with the boundary conditions, reads

$$\partial_y^6 \hat{\psi}_m(y,t) - 3\alpha^2 \partial_y^4 \hat{\psi}_m(y,t) + 3\alpha^4 \partial_y^2 \hat{\psi}_m(y,t) - \alpha^6 \hat{\psi}_m(y,t) \\ = 96ik\alpha^4 \{ p(t) \cosh[\alpha(1+y)] - q(t) \cosh[\alpha(1-y)] \}, \quad (\text{A22})$$

$$\hat{\psi}_m(\pm 1, t) = 0, \quad (\text{A23})$$

$$\partial_y \hat{\psi}_m(\pm 1, t) = 0, \quad (\text{A24})$$

$$\partial_y^2 \hat{\psi}_m(+1, t) = p(t), \quad (\text{A25})$$

$$\partial_y^2 \hat{\psi}_m(-1, t) = q(t), \quad (\text{A26})$$

where $k = \mathcal{R}/96\alpha^2 b$.

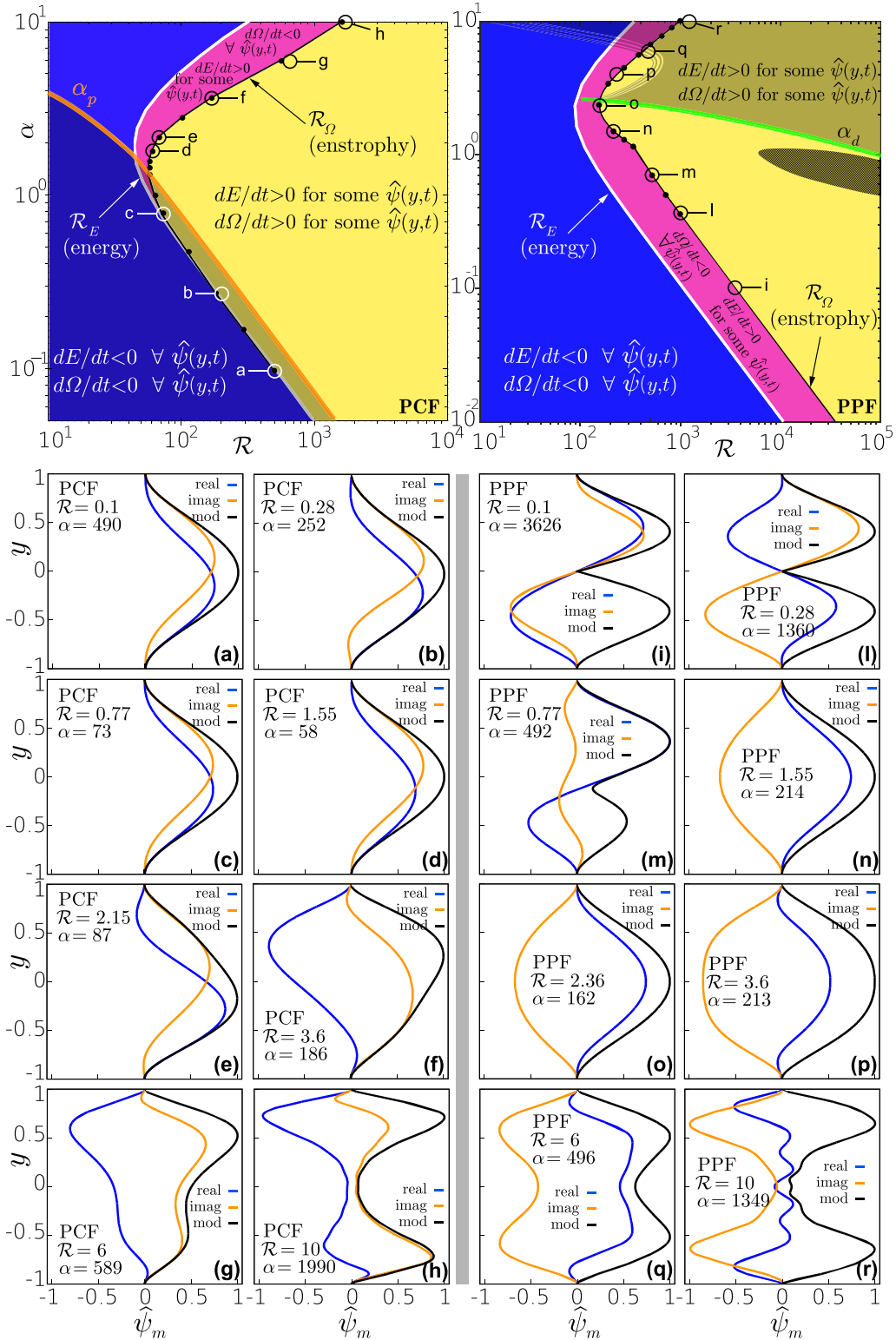


FIG. 8. Enstrophy-rate optimal stream functions $\hat{\psi}_m$ for α and \mathcal{R} points located close to the boundary of the monotonic decay region. The points are labeled with lowercase letters from *a* to *r*. Optimal stream functions computed with a numerical optimization procedure based on the initial-value problem (5) are shown (multiparameter genetic optimization of 140 Chandrasekhar-Reid expansion coefficients) for (a)–(h) PCF and (i)–(p) PPF. The points are located in the stability map at the margin of the region where the procedure found a positive enstrophy rate $(\Omega^{-1} \frac{d\Omega}{dt})_{\max}$. Recall that on the limit curve $(\Omega^{-1} \frac{d\Omega}{dt})_{\max} = 0$. For details, the reader is referred to the Appendix.

We consider the homogeneous equation

$$\hat{\psi}_{m_H}^{(6)} - 3\alpha^2 \hat{\psi}_{m_H}^{(4)} + 3\alpha^4 \hat{\psi}_{m_H}^{(2)} - \alpha^6 \hat{\psi}_{m_H} = 0, \quad (A27)$$

where $\hat{\psi}_{m_H}$ stands for the homogeneous solution. Since the solutions of the characteristic equation are $+\alpha$ and $-\alpha$, both with multiplicity of 3, it is possible to write the solution as

$$\hat{\psi}_{m_H} = (a_0 + a_1 y + a_2 y^2)e^{-\alpha y} + (b_0 + b_1 y + b_2 y^2)e^{\alpha y}. \quad (A28)$$

Based on the form of the forcing term and in order to more simply compute the constants when applying the boundary conditions, a different basis is chosen. In particular, we write the solution as follows:

$$\begin{aligned} \hat{\psi}_{m_H} = & [a_0 + a_1(1 - y) + a_2(1 - y)^2] \sinh[\alpha(1 + y)] \\ & + [b_0 + b_1(1 + y) + b_2(1 + y)^2] \sinh[\alpha(1 - y)]. \end{aligned} \quad (A29)$$

To show that this is indeed allowed, we proceed by proving that the two bases

$$\mathcal{B}_1 = (e^{-\alpha y}, e^{\alpha y}, ye^{-\alpha y}, ye^{\alpha y}, y^2e^{-\alpha y}, y^2e^{\alpha y}), \quad (A30)$$

$$\begin{aligned} \mathcal{B}_2 = & (\sinh[\alpha(1 + y)], \sinh[\alpha(1 - y)], \\ & (1 - y) \sinh[\alpha(1 + y)], (1 + y) \sinh[\alpha(1 - y)], \\ & (1 - y)^2 \sinh[\alpha(1 + y)], (1 + y)^2 \sinh[\alpha(1 - y)]) \end{aligned} \quad (A31)$$

are linearly independent: To do so we write $\mathcal{B}_2 = \mathcal{A} \mathcal{B}_1$, where

$$\mathcal{A} = \frac{1}{2} \begin{pmatrix} -e^{-\alpha} & e^{\alpha} & 0 & 0 & 0 & 0 \\ e^{\alpha} & -e^{-\alpha} & 0 & 0 & 0 & 0 \\ -e^{-\alpha} & e^{\alpha} & e^{-\alpha} & -e^{\alpha} & 0 & 0 \\ e^{\alpha} & -e^{-\alpha} & e^{\alpha} & -e^{-\alpha} & 0 & 0 \\ -e^{-\alpha} & e^{\alpha} & 2e^{-\alpha} & -2e^{\alpha} & -e^{-\alpha} & e^{\alpha} \\ e^{\alpha} & -e^{-\alpha} & 2e^{\alpha} & -2e^{-\alpha} & e^{\alpha} & -e^{-\alpha} \end{pmatrix}. \quad (A32)$$

Since \mathcal{A} is a triangular block matrix, the determinant is the product of the determinants of the three matrices on the diagonal. Here $\text{Det}(\mathcal{A}) = 4b^3 \neq 0$, which implies a linear independence. Thus, the general solution of Eq. (A27) can also be represented in the form (A29).

To solve Eq. (A22), a particular solution is to be found. We consider the forcing term as a superposition of two terms, one containing $\cosh[\alpha(1 + y)]$ and the other one with $\cosh[\alpha(1 - y)]$. We first find a particular solution $\hat{\psi}_{m_{P1}}$ of the equation

$$\partial_y^6 \hat{\psi}_{m_{P1}}(y, t) - 3\alpha^2 \partial_y^4 \hat{\psi}_{m_{P1}}(y, t) + 3\alpha^4 \partial_y^2 \hat{\psi}_{m_{P1}}(y, t) - \alpha^6 \hat{\psi}_{m_{P1}}(y, t) = 96ik\alpha^4 p \cosh[\alpha(1 + y)]. \quad (A33)$$

We look for a solution with the form

$$\hat{\psi}_{m_{P1}}(y, t) = -ikpy^3 \{A_1 \sinh[\alpha(1 + y)] + A_2 \cosh[\alpha(1 + y)]\} \quad (A34)$$

and obtain $A_2 = 0$ and $A_1 = -2\alpha$, so the solution for this equation is

$$\hat{\psi}_{m_{P1}}(y, t) = 2ik\alpha y^3 p \sinh[\alpha(1 + y)]. \quad (A35)$$

Proceeding in the same way, we find a second particular solution $\hat{\psi}_{m_{P2}}$ for

$$\partial_y^6 \hat{\psi}_{m_{P2}}(y, t) - 3\alpha^2 \partial_y^4 \hat{\psi}_{m_{P2}}(y, t) + 3\alpha^4 \partial_y^2 \hat{\psi}_{m_{P2}}(y, t) - \alpha^6 \hat{\psi}_{m_{P2}}(y, t) = -96ik\alpha^4 q \cosh[\alpha(1 - y)], \quad (A36)$$

leading to

$$\hat{\psi}_{m_{P2}}(y, t) = 2ik\alpha y^3 q \sinh[\alpha(1 - y)]. \quad (A37)$$

The complete solution can be written as follows:

$$\begin{aligned} \hat{\psi}_m(y, t) = & \hat{\psi}_{m_H}(y, t) + \hat{\psi}_{m_{P1}}(y, t) + \hat{\psi}_{m_{P2}}(y, t) \\ = & \{a_0 + a_1(1 - y) + a_2(1 - y)^2 + 2ik\alpha y^3 p\} \sinh[\alpha(1 + y)] + \{b_0 + b_1(1 + y) \\ & + b_2(1 + y)^2 + 2ik\alpha y^3 q\} \sinh[\alpha(1 - y)]. \end{aligned} \quad (A38)$$

By applying the boundary conditions it is possible to find the six constants (this was done by means of symbolic calculus via the *Mathematica* software):

$$a_0 = -2i\alpha kp,$$

$$b_0 = 2i\alpha kq,$$

$$\begin{aligned} a_1 = & -(2i\alpha \{-48\alpha^4 kp \cosh^2(2\alpha) + i \sinh^2(2\alpha)(q + 4i\alpha^2 kp) - 4\alpha^2 [4\alpha^2 kp - 2\alpha kp \sinh(4\alpha) + iq] + \cosh(2\alpha)(64\alpha^4 kq \\ & - 4i\alpha^2 p) - 8\alpha kq \sinh^3(2\alpha) + 3kp \sinh^4(2\alpha) + 2i\alpha p \sinh(2\alpha)\}) / \{8\alpha^4 \cosh(4\alpha) - 8\alpha^3 [\alpha + \sinh(4\alpha)] \\ & + 12\alpha^2 \sinh^2(2\alpha) - \sinh^4(2\alpha)\}, \end{aligned}$$

$$\begin{aligned} a_2 = & [-64i\alpha^5 kp \cosh^2(2\alpha) + 2\alpha^2 \sinh(4\alpha)[-16i\alpha^2 kp + 8i\alpha kq \sinh(2\alpha) + q] + 8\alpha^3 (q - 8i\alpha^2 kp) + 8\alpha^3 \cosh(2\alpha) \\ & \times (p + 16i\alpha^2 kq) + i \sinh(2\alpha)(64\alpha^4 kq + \sinh(2\alpha)\{16\alpha^3 kp + \sinh(2\alpha)[-48\alpha^2 kq + 12\alpha kp \sinh(2\alpha) + ip] \\ & + 4i\alpha q\})] / (32\alpha^4 \cosh^2(2\alpha) - 2\{8\alpha^3 [2\alpha + \sinh(4\alpha)] - 12\alpha^2 \sinh^2(2\alpha) + \sinh^4(2\alpha)\}), \end{aligned}$$

$$\begin{aligned}
b_1 &= -\{2i\alpha[16\alpha^4kq + 48\alpha^4kq \cosh^2(2\alpha) - 8\alpha^3kq \sinh(4\alpha) + \sinh(2\alpha)(\sinh(2\alpha)\{4\alpha^2kq + k \sinh(2\alpha)\}[8\alpha p - 3q \\
&\quad \times \sinh(2\alpha)] + ip\} + 2i\alpha q\} - 4\alpha^2 \cosh(2\alpha)(16\alpha^2kp + iq) - 4i\alpha^2 p\} / \{8\alpha^4 \cosh(4\alpha) - 8\alpha^3[c + \sinh(4\alpha)] + 12\alpha^2 \\
&\quad \times \sinh^2(2\alpha) - \sinh^4(2\alpha)\}, \\
b_2 &= [64i\alpha^5kq \cosh^2(2\alpha) + 2\alpha^2 \sinh(4\alpha)[16i\alpha^2kq - 8i\alpha kp \sinh(2\alpha) + p] + 8\alpha^3(p + 8i\alpha^2kq) \\
&\quad + 8\alpha^3 \cosh(2\alpha)(q - 16i\alpha^2kp) - i \sinh(2\alpha)(64\alpha^4kp + \sinh(2\alpha)\{16\alpha^3kq + \sinh(2\alpha)[-48\alpha^2kp + 12\alpha kq \sinh(2\alpha) - iq] \\
&\quad - 4i\alpha p\})] / (32\alpha^4 \cosh^2(2\alpha) - 2\{8\alpha^3[2\alpha + \sinh(4\alpha)] - 12\alpha^2 \sinh^2(2\alpha) + \sinh^4(2\alpha)\}). \tag{A39}
\end{aligned}$$

Once the solution of Eq. (A22) is available, it is possible to evaluate the maximal enstrophy growth (A21). We first evaluate B in Eq. (A17) and the boundary term $[\partial_y^2 \hat{\psi}_m \partial_y^3 \bar{\psi}_m + \partial_y^2 \bar{\psi}_m \partial_y^3 \hat{\psi}_m]_{-1}^1$,

$$B = -4ik \left(Q_1 \Theta - Q_2 \Phi - \frac{Q_3}{k} \text{Im}[p\bar{q}] \right), \tag{A40}$$

$$[\partial_y^2 \hat{\psi}_m \partial_y^3 \bar{\psi}_m + \partial_y^2 \bar{\psi}_m \partial_y^3 \hat{\psi}_m]_{-1}^1 = 2(F_1 \Theta - F_2 \Phi - k F_3 \text{Im}[p\bar{q}]), \tag{A41}$$

where Im is the imaginary part and

$$\begin{aligned}
\gamma_1 &= 384\alpha^3 \{8\alpha^4 \cosh(4\alpha) + 12\alpha^2 \sinh(2\alpha)^2 - \sinh(2\alpha)^4 - 8\alpha^3[\alpha + \sinh(4\alpha)]\}, \\
2\gamma_1 Q_1 &= -\{8\alpha(3 + 16\alpha^2)(-9 + 24\alpha^2 + 64\alpha^4) - 32\alpha(-9 + 36\alpha^2 + 240\alpha^4 + 256\alpha^6) \cosh(4\alpha) \\
&\quad + 24\alpha(-3 + 72\alpha^2 + 128\alpha^4) \cosh(8\alpha) + [45 + 32\alpha^2(27 + 108\alpha^2 + 640\alpha^4 + 256\alpha^6)] \sinh(4\alpha) \\
&\quad - 4[9 + 4\alpha^2(27 + 252\alpha^2 + 64\alpha^4)] \sinh(8\alpha) + 9 \sinh(12\alpha)\}, \\
2\gamma_1 Q_2 &= -8\alpha(-9 - 432\alpha^2 - 288\alpha^4 + 512\alpha^6) \cosh(2\alpha) + 4\alpha(-27 - 936\alpha^2 - 576\alpha^4 + 1024\alpha^6) \cosh(6\alpha) \\
&\quad + 36(\alpha + 8\alpha^3) \cosh(10\alpha) - 4[45 + 4\alpha^2(297 + 780\alpha^2 + 1536\alpha^4 + 640\alpha^6)] \sinh(2\alpha) - 2(-45 + 4\alpha^2\{-243 \\
&\quad + 4\alpha^2[-231 + 64\alpha^2(2 + \alpha^2)]\}) \sinh(6\alpha) - 6(3 + 36\alpha^2 + 16\alpha^4) \sinh(10\alpha), \\
\gamma_1 Q_3 &= -[-12\alpha(9 + 56\alpha^2 + 64\alpha^4) - 16\alpha(-9 - 44\alpha^2 - 48\alpha^4) \cosh(4\alpha) + 4\alpha(-9 - 8\alpha^2) \cosh(8\alpha) \\
&\quad - 16\alpha^2(9 + 72\alpha^2 + 32\alpha^4) \sinh(4\alpha) + 72\alpha^2 \sinh(8\alpha)], \\
\gamma_2 &= \{-4 \sinh(2\alpha)^3 + 16\alpha^2[-4\alpha \cosh(2\alpha) + (3 + 4\alpha^2) \sinh(2\alpha)]\}, \\
\gamma_2 F_1 &= \alpha[(3 - 48\alpha^2 + 64\alpha^4) \cosh(2\alpha) - 3 \cosh(6\alpha) + 16\alpha(3 + 4\alpha^2) \sinh(2\alpha)], \\
\gamma_2 F_2 &= 2\alpha[-3 + 16\alpha^2 + 32\alpha^4 + (3 + 8\alpha^2) \cosh(4\alpha) - 12\alpha \sinh(4\alpha)], \\
\gamma_2 F_3 &= -[16\alpha^2(36 \sinh(2\alpha)^3 + 2\alpha\{9 + 144\alpha^2 + 64\alpha^4\} \cosh(2\alpha) - 9 \cosh(6\alpha) \\
&\quad + 4\alpha[-3(7 + 8\alpha^2) \sinh(2\alpha) + \sinh(6\alpha)])]. \tag{A42}
\end{aligned}$$

This allows us to rewrite Eq. (A21) as

$$\begin{aligned}
H_{\max} &= \Phi \left\{ F_2 - \frac{\alpha}{b} - \frac{\mathcal{R}^2 Q_2}{48b^2} \right\} - \Theta \left\{ F_1 - \frac{\alpha a}{b} - \frac{\mathcal{R}^2 Q_1}{48b^2} \right\} + \text{Im}[p\bar{q}] \left\{ k F_3 - \frac{\mathcal{R}^2}{48b^2} \frac{1}{k} Q_3 \right\} \\
&= \Phi \left\{ F_2 - \frac{\alpha}{b} - \frac{\mathcal{R}^2 Q_2}{48b^2} \right\} - \Theta \left\{ F_1 - \frac{\alpha a}{b} - \frac{\mathcal{R}^2 Q_1}{48b^2} \right\} + \text{Im}[p\bar{q}] \left\{ \frac{\mathcal{R}}{96\alpha^2 b} F_3 - \frac{2\alpha^2 \mathcal{R}}{b} Q_3 \right\}. \tag{A43}
\end{aligned}$$

The conditions for no growth are obtained by looking for the region in the wave-number–Reynolds-number space where $H_{\max} \leq 0$. In the case of the plane Couette flow, this is done via a numerical optimization procedure as described below. Results are shown in Fig. 2.

We proceed as follows. Supposing the existence of a limit curve $\mathcal{R}_\Omega(\alpha)$ which separates the region where $H_{\max} > 0$ from the region where $H_{\max} < 0$, we fix the wave number α and seek the Reynolds number at which $H_{\max} = 0$ for all the possible boundary terms p and q . This is done through a genetic optimization algorithm implemented in FORTRAN 90, based on the open source software PIKAIA [57,58]. A wide range is set for the parameters p and q . The functional (fitness function) to be minimized is $|H_{\max}|$. We checked that increasing the numerical range for p and q did not influence the result. A set of a few wave numbers was chosen and the computation was performed by optimizing over p , q , and \mathcal{R} for each (fixed) wave number within the set. The Reynolds number giving the minimum $|H_{\max}|$ from this procedure is represented with a black bullet (see Fig. 2).

2. Plane Poiseuille flow

In this section conditions for no enstrophy growth are found for the plane Poiseuille flow. We recall that the following analytical procedure for PPF is also present by Synge [27] and is here adapted to the nonmodal formulation. Let us consider Eq. (A19) with $U' = -2y$. The solution to the homogeneous equation is the same as that for the Couette flow

$$\hat{\psi}_{mH} = [a_0 + a_1(1-y) + a_2(1-y)^2] \sinh[\alpha(1+y)] \\ + [b_0 + b_1(1+y) + b_2(1+y)^2] \sinh[\alpha(1-y)].$$

The forcing term differs from the PCF case due to the presence of U' on the right-hand side. We seek a particular solution in the following form:

$$\hat{\psi}_{mP} = -ik\{p\{\alpha y^4 \sinh[\alpha(1+y)] - 6y^3 \cosh[\alpha(1+y)]\} \\ + q\{\alpha y^4 \sinh[\alpha(1-y)] + 6y^3 \cosh[\alpha(1-y)]\}\}. \quad (\text{A44})$$

The complex constants a_i and b_i are determined by imposing the following boundary conditions: vanishing $\hat{\psi}$ and $\partial_y \hat{\psi}$ and assigned values of $\partial_y^2 \hat{\psi}$. Direct calculation yields the following values:

$$\begin{aligned} a_0 &= ik(S_0 p + T_0 q), \\ b_0 &= ik(T_0 p + S_0 q), \\ a_1 &= (W_1 + ikS_1)p + (V_1 + ikT_1)q, \\ b_1 &= (V_1 + ikT_1)p + (W_1 + ikS_1)q, \\ a_2 &= (W_2 + ikS_2)p + (V_2 + ikT_2)q, \\ b_2 &= (V_2 + ikT_2)p + (W_2 + ikS_2)q. \end{aligned} \quad (\text{A45})$$

The following real functions of α are involved:

$$\begin{aligned} \gamma &= \frac{1}{4}\alpha^{-2}b^4 - 3b^2 + 4\alpha ab - 4\alpha^2 b^2, \\ W_1 &= \gamma^{-1}(-b + 2\alpha a), \quad V_1 = \gamma^{-1}(-\frac{1}{2}\alpha^{-1}b^2 + 2\alpha), \\ W_2 &= \gamma^{-1}(\frac{1}{8}\alpha^{-2}b^3 - \alpha a), \quad V_2 = \gamma^{-1}(\frac{1}{2}\alpha^{-1}b^2 - \frac{1}{2}ab - \alpha), \\ S_0 &= -6ab^{-1} + \alpha, \quad T_0 = 6b^{-1}, \\ S_1 &= \gamma^{-1}[\frac{9}{2}\alpha^{-2}ab^3 - \alpha^{-1}b^2(12 + b^2) \\ &\quad - 6ab + 4c(6 + 7b^2) - 72\alpha^2 ab + 16\alpha^3 b^2], \\ T_1 &= \gamma^{-1}[-\frac{9}{2}\alpha^{-2}b^3 + 12\alpha^{-1}ab^2 \\ &\quad + 6b - 4b^3 - 24\alpha a - 8\alpha^2 b], \\ S_2 &= -\frac{9}{2}\alpha^{-1} + 3ab^{-1} - \frac{1}{2}S_1 + \frac{1}{4}\alpha^{-1}bT_1, \\ T_2 &= \frac{9}{2}\alpha a - 3b^{-1} - b - \frac{1}{4}\alpha^{-1}bS_1 + \frac{1}{2}T_1, \end{aligned} \quad (\text{A46})$$

where $a = \cosh(2\alpha)$ and $b = \sinh(2\alpha)$.

Once the maximizing perturbation $\hat{\psi}_m$ is available, it is possible to evaluate the maximal enstrophy growth (A21). As done for PCF, we need to evaluate B and $[\partial_y^2 \hat{\psi}_m \partial_y^3 \bar{\psi}_m + \partial_y^2 \bar{\psi}_m \partial_y^3 \hat{\psi}_m]_{-1}^1$. Given $\hat{\psi}_m$,

$$\int_{-1}^1 \hat{\psi}_m y \cosh[\alpha(1+y)] dy \\ = (P_1 + ikQ_1)p - (P_2 + ikQ_2)q,$$

$$\int_{-1}^1 \hat{\psi}_m y \cosh[\alpha(1-y)] dy \\ = (P_2 + ikQ_2)p - (P_1 + ikQ_1)q, \quad (\text{A47})$$

where P_1 and P_2 are real constants and Q_1 and Q_2 are given in terms of the constants just reported by

$$\begin{aligned} Q_1 &= \frac{1}{2}L_1\{a(S_0 + S_1 + S_2) - (T_0 + T_1 + T_2)\} \\ &\quad - \frac{1}{2}bL_2(S_1 + 2S_2) + \frac{1}{2}L_3(aS_2 - T_2) + 3aL_4 \\ &\quad - \frac{1}{2}\alpha aL_5 + \frac{6}{5}a + \frac{1}{3}b(T_1 + 2T_2), \\ Q_2 &= \frac{1}{2}L_1\{S_0 + S_1 + S_2 - a(T_0 + T_1 + T_2)\} \\ &\quad + \frac{1}{2}bL_2(T_1 + 2T_2) + \frac{1}{2}L_3(S_2 - aT_2) + 3L_4 \\ &\quad - \frac{1}{2}\alpha L_5 + \frac{6}{5}a - \frac{1}{3}b(S_1 + 2S_2), \end{aligned} \quad (\text{A48})$$

where

$$L_n = \int_{-1}^1 y^n e^{2\alpha y} dy, \quad n = 1, 2, \dots$$

Then, by direct calculation,

$$B = -4ik(Q_1\Theta - Q_2\Phi), \quad (\text{A49})$$

$$[\partial_y^2 \hat{\psi}_m \partial_y^3 \bar{\psi}_m + \partial_y^2 \bar{\psi}_m \partial_y^3 \hat{\psi}_m]_{-1}^1 = 2(F_1\Theta - F_2\Phi), \quad (\text{A50})$$

where

$$F_1 = \gamma^{-1}(\frac{3}{4}ab^3\alpha^{-1} - 3b^2 + 3\alpha ab - 4\alpha^2 b^2 - 4\alpha^3 ab), \quad (\text{A51})$$

$$F_2 = \gamma^{-1}[\frac{3}{4}b^3\alpha^{-1} - 3ab^2 + \alpha b(3 + 2b^2) + 4\alpha^3 b]. \quad (\text{A52})$$

Substituting Eqs. (A49) and (A50) in Eq. (A21), we eventually obtain

$$\begin{aligned} H_{\max} &= -\Theta(t) \left\{ F_1 - \frac{\alpha a}{b} - \frac{\mathcal{R}^2 Q_1}{48b^2} \right\} \\ &\quad + \Phi(t) \left\{ F_2 - \frac{\alpha}{b} - \frac{\mathcal{R}^2 Q_2}{48b^2} \right\}, \end{aligned} \quad (\text{A53})$$

which is an explicit function of \mathcal{R} ; of the wave number α through a , b , F_1 , F_2 , Q_1 , and Q_2 ; and of the boundary terms $p = \partial_y^2 \hat{\psi}_m(1, t)$ and $m = \partial_y^2 \hat{\psi}_m(-1, t)$ through Θ and Φ . Notice that the expression (A53) for the Poiseuille flow is apparently less complicated than the analogous one found for the Couette flow in Eq. (A43). This simplification allows us to solve the problem for PPF in an analytical way, as shown below.

From the definitions (A14) one can notice that $\Theta \geq 0$ and $\Phi^2 \leq \Theta^2$ for all times t and for any complex value of p and q . We see from Eq. (A53) that we can have $H_{\max} \leq 0$ for disturbances of wavelength $\lambda = 2\pi/\alpha$ if \mathcal{R} satisfies the two conditions

$$\begin{aligned} \frac{\mathcal{R}^2 Q_1}{48b^2} &\leq F_1 - \frac{\alpha a}{b}, \\ \left[F_2 - \frac{\alpha}{b} - \frac{\mathcal{R}^2 Q_2}{48b^2} \right]^2 &\leq \left[F_1 - \frac{\alpha a}{b} - \frac{\mathcal{R}^2 Q_1}{48b^2} \right]^2, \end{aligned} \quad (\text{A54})$$

where all constants have already been defined.

To discuss these inequalities, we have to know the sign of γ as defined in Eq. (A46). By expanding in series, one can notice that all coefficients are positive and therefore γ is positive.

Writing $\xi = 2\alpha$ so that $a = \cosh \xi$ and $b = \sinh \xi$ and substituting Eq. (A46) in Eq. (A48), we obtain

$$\begin{aligned} Q_1 &= \frac{1}{\gamma \xi^7} b \{ a(A'_0 + A'_2 b^2 + A'_4 b^4) \\ &\quad + \xi b(B'_0 + B'_2 b^2 + B'_4 b^4) \}, \\ A'_0 &= -624\xi^4 - 80\xi^6 - \frac{8}{5}\xi^8, \\ A'_2 &= -1260\xi^2 - 1296\xi^4 - 148\xi^6 - \frac{4}{3}\xi^8, \\ A'_4 &= 204 + 12\xi^2, \\ B'_0 &= 1668\xi^2 + 672\xi^4 + \frac{252}{5}\xi^6 + \frac{4}{5}\xi^8, \\ B'_2 &= 12 + 1628\xi^2 + \frac{2856}{5}\xi^4 + \frac{64}{3}\xi^6, \\ B'_4 &= -96 \end{aligned} \quad (\text{A55})$$

and

$$\begin{aligned} Q_2 &= \frac{1}{\gamma \xi^7} b \{ A''_0 + A''_2 b^2 + A''_4 b^4 + \xi ab(B''_0 + B''_2 b^2) \}, \\ A''_0 &= -624\xi^4 - 80\xi^6 - \frac{8}{5}\xi^8, \\ A''_2 &= -1260\xi^2 - 1404\xi^4 - 228\xi^6 - \frac{124}{15}\xi^8, \\ A''_4 &= 204 - 312\xi^2 - 108\xi^4 - \frac{4}{3}\xi^8, \\ B''_0 &= 1668\xi^2 + 674\xi^4 + \frac{252}{5}\xi^6 + \frac{4}{5}\xi^8, \\ B''_2 &= 12 + 248\xi^2 + \frac{96}{5}\xi^4. \end{aligned} \quad (\text{A56})$$

From Eq. (A51),

$$\begin{aligned} \gamma \left(F_1 - \frac{\alpha a}{b} \right) &= \xi^{-1} ab(3\xi^2 + b^2) - \xi^2 - b^2(3 + 2\xi^2), \\ \xi \gamma \left(F_2 - \frac{\alpha}{b} \right) &= b(3\xi^2 + \xi^4) + b^3(1 + \xi^2) - a\xi(\xi^2 + 3b^2). \end{aligned} \quad (\text{A57})$$

To solve the inequalities (A54), it is convenient to define a function $\chi(\xi, \eta)$ with $\eta = 0, \pm 1$ by

$$\chi(\xi, \eta) = \frac{F_1 - \alpha ab^{-1} + \eta(F_2 - \alpha b^{-1})}{Q_1 b^{-2} + \eta Q_2 b^{-2}}. \quad (\text{A58})$$

Then, noting that $Q_1 > 0$, $Q_1 + Q_2 > 0$, and $Q_1 - Q_2 > 0$, the first of Eqs. (A54) can be written as the inequality

$$\frac{\mathcal{R}^2}{48} \leq \chi(\xi, 0). \quad (\text{A59})$$

The second inequality of (A54) becomes

$$\left\{ \frac{\mathcal{R}^2}{48} - \chi(\eta, 1) \right\} \left\{ \frac{\mathcal{R}^2}{48} - \chi(\eta, -1) \right\} \geq 0. \quad (\text{A60})$$

As a result, $d\Omega/dt \leq 0$ for disturbances with a wavelength corresponding to an assigned value of ξ provided the following two conditions are satisfied: (i) $\frac{\mathcal{R}^2}{48} \leq \chi(\xi, 0)$ and (ii) $\frac{\mathcal{R}^2}{48}$ is not between $\chi(\xi, -1)$ and $\chi(\xi, 1)$. The three functions $\mathcal{R} = [48\chi(\xi, 0)]^{1/2}$, $[48\chi(\xi, +1)]^{1/2}$, and $[48\chi(\xi, -1)]^{1/2}$ correspond to the black curves in Fig. 2(b). The region where perturbations can experience transient enstrophy growth is the yellow region in the same figure. Equation (A53) was also solved numerically as described in the preceding section for PCF [see the dotted curve in Fig. 2(b)]. The nice match with the results from the two analytical conditions above allowed us to validate the algorithm, which was then used to solve the problem (A43) for the plane Couette flow, where analytical inequalities are not available.

-
- [1] U. Frisch, *Turbulence: The Legacy of A.N. Kolmogorov* (Cambridge University Press, Cambridge, 1995).
- [2] A. Tsinober, *An Informal Introduction to Turbulence* (Kluwer, Dordrecht, 2001), Vol. 63.
- [3] R. V. Abramov and A. J. Majda, *Proc. Natl. Acad. Sci. USA* **100**, 3841 (2003).
- [4] P. K. Yeung, X. M. Zhai, and K. R. Sreenivasan, *Proc. Natl. Acad. Sci. USA* **112**, 12633 (2015).
- [5] J. Schumacher, P. Goetzfried, and J. D. Scheel, *Proc. Natl. Acad. Sci. USA* **112**, 9530 (2015).
- [6] J. L. Synge, *Proc. Lond. Math. Soc.* **s2-40**, 23 (1936).
- [7] P. Manneville, *Mech. Eng. Rev.* **3**, 1 (2016).
- [8] D. D. Joseph, *Stability of Fluid Motions I*, Springer Tracts in Natural Philosophy Vol. 27 (Springer, Berlin, 1976); *Stability of Fluid Motions II*, Springer Tracts in Natural Philosophy Vol. 28 (Springer, Berlin, 1976).
- [9] S. J. Chapman, *J. Fluid Mech.* **451**, 35 (2002).
- [10] P. Manneville, *Eur. J. Mech. B* **49**, 345 (2015).
- [11] S. A. Orszag and L. C. Kells, *J. Fluid Mech.* **96**, 159 (1980).
- [12] D. R. Carlson, S. E. Widnall, and M. Peeters, *J. Fluid Mech.* **121**, 487 (1982).
- [13] A. Lundbladh and A. V. Johansson, *J. Fluid Mech.* **229**, 499 (1991).
- [14] F. Daviaud, J. Hegseth, and P. Berge, *Phys. Rev. Lett.* **69**, 2511 (1992).
- [15] L. N. Trefethen, A. E. Trefethen, S. C. Reddy, and T. A. Driscoll, *Science* **261**, 578 (1993).
- [16] F. Waleffe, *Phys. Fluids* **7**, 3060 (1995).
- [17] F. Waleffe, *Stud. Appl. Math.* **95**, 319 (1995).
- [18] S. Bottin, F. Daviaud, P. Manneville, and O. Dauchot, *Europhys. Lett.* **43**, 171 (1998).
- [19] S. Bottin and H. Chate, *Eur. Phys. J. B* **6**, 143 (1998).
- [20] Y. Duguet, P. Schlatter, and D. S. Henningson, *J. Fluid Mech.* **650**, 119 (2010).

- [21] P. Manneville, *Fluid Dyn. Res.* **44**, 031412 (2012).
- [22] T. Tsukahara and T. Ishida, Euromech Colloquium EC565, Subcritical Transition to Turbulence, Corsica, 2014 (unpublished).
- [23] S. C. Reddy and D. S. Henningson, *J. Fluid Mech.* **252**, 209 (1993).
- [24] D. S. Henningson, A. Lundbladh, and A. V. Johansson, *J. Fluid Mech.* **250**, 169 (1993).
- [25] D. S. Henningson, *Phys. Fluids* **8**, 2257 (1996).
- [26] P. J. Schmid and D. S. Henningson, *Stability and Transition in Shear Flows* (Springer, Berlin, 2001).
- [27] J. L. Synge, in *Proceedings of the Fifth International Congress for Applied Mechanics* (Wiley & Sons, Cambridge MA, 1938), pp. 326–332.
- [28] J. L. Synge, *Semicentenn. Publ. Am. Math. Soc.* **2**, 227 (1938).
- [29] See Supplemental Material at <http://link.aps.org/supplemental/10.1103/PhysRevE.97.063102> for details on the timing of energy, enstrophy maximal growth, and scripts for symbolic calculus.
- [30] G. I. Taylor, *Proc. R. Soc. London Ser. A* **164**, 15 (1938).
- [31] R. Betchov, *Arch. Mech., Archiw. Mechaniki Stosow.* **28**, 837 (1976).
- [32] A. Tsinober, *Eur. J. Mech. B* **17**, 421 (1998).
- [33] W. O. Criminale, T. L. Jackson, and R. D. Joslin, *Theory and Computation in Hydrodynamic Stability* (Cambridge University Press, Cambridge, 2003).
- [34] P. J. Schmid, *Annu. Rev. Fluid Mech.* **39**, 129 (2007).
- [35] S. A. Orszag, *J. Fluid Mech.* **50**, 689 (1971).
- [36] V. A. Romanov, *Dokl. Akad. Nauk SSSR* **196**, 1049 (1971).
- [37] A. P. Gallagher and A. M. Mercer, *J. Fluid Mech.* **13**, 91 (1962).
- [38] F. De Santi, F. Fraternali, and D. Tordella, *Phys. Rev. E* **93**, 033116 (2016).
- [39] W. M. Orr, *Proc. R. Irish Acad. A* **27**, 9 (1907).
- [40] W. M. Orr, *Proc. R. Irish Acad. A* **27**, 69 (1907).
- [41] L. H. Gustavsson, *J. Fluid Mech.* **224**, 241 (1991).
- [42] S. C. Reddy, P. J. Schmid, and D. S. Henningson, *SIAM J. Appl. Math.* **53**, 15 (1993).
- [43] F. Fraternali, Ph.D. thesis, Politecnico di Torino, 2017, available at <http://porto.polito.it/id/eprint/2687873>.
- [44] B. J. Bayly, S. A. Orszag, and T. Herbert, *Annu. Rev. Fluid Mech.* **20**, 359 (1988).
- [45] K. Avila, D. Moxey, A. De Lozar, M. Avila, D. Barkley, and B. Hof, *Science* **333**, 192 (2011).
- [46] E. S. Benilov, S. B. G. O'Brien, and I. A. Sazonov, *J. Fluid Mech.* **497**, 201 (2003).
- [47] E. S. Benilov, *J. Fluid Mech.* **501**, 105 (2004).
- [48] A. D. D. Craik, *J. Fluid Mech.* **538**, 137 (2005).
- [49] K. S. Breuer, The development of a localized disturbance in a boundary layer, Ph.D. thesis, Massachusetts Institute of Technology, 1988.
- [50] K. S. Breuer and J. H. Haritonidis, *J. Fluid Mech.* **220**, 569 (1990).
- [51] K. S. Breuer and M. T. Landahl, *J. Fluid Mech.* **220**, 595 (1990).
- [52] B. G. B. Klingmann, *J. Fluid Mech.* **240**, 167 (1992).
- [53] I. J. Wignanski and F. H. Champagne, *J. Fluid Mech.* **59**, 281 (1973).
- [54] Y. Duguet, A. P. Willis, and R. R. Kerswell, *J. Fluid Mech.* **663**, 180 (2010).
- [55] M. T. Landahl, *SIAM J. Appl. Math.* **28**, 735 (1975).
- [56] R. R. Kerswell, *Nonlinearity* **18**, R17 (2005).
- [57] P. Charbonneau, *Astrophys. J. Suppl. Ser.* **101**, 309 (1995).
- [58] P. Charbonneau and B. Knapp, <http://www.hao.ucar.edu/modeling/pikaia/pikaia.php#sec9> (1995).