

Determining the Surfactant Consistent with Concrete in order to Achieve the Maximum Possible Dispersion of Multiwalled Carbon Nanotubes in Keeping the Plain Concrete

Original

Determining the Surfactant Consistent with Concrete in order to Achieve the Maximum Possible Dispersion of Multiwalled Carbon Nanotubes in Keeping the Plain Concrete Properties / Adresi, Mostafa; Hassani, Abolfazl; Javadian, Soheila; Tulliani, Jean Marc Christian. - In: JOURNAL OF NANOTECHNOLOGY. - ISSN 1687-9503. - ELETTRONICO. - 2016:(2016), pp. 1-9. [10.1155/2016/2864028]

Availability:

This version is available at: 11583/2678628 since: 2017-08-30T15:44:00Z

Publisher:

Hindawi

Published

DOI:10.1155/2016/2864028

Terms of use:

This article is made available under terms and conditions as specified in the corresponding bibliographic description in the repository

Publisher copyright

(Article begins on next page)

Research Article

Determining the Surfactant Consistent with Concrete in order to Achieve the Maximum Possible Dispersion of Multiwalled Carbon Nanotubes in Keeping the Plain Concrete Properties

Mostafa Adresi,¹ Abolfazl Hassani,¹ Soheila Javadian,² and Jean-Marc Tulliani³

¹Road and Transportation Department, Tarbiat Modares University, Tehran, Iran

²Chemistry Department, Tarbiat Modares University, Tehran, Iran

³Applied Science and Technology Department, Politecnico di Torino, Torino, Italy

Correspondence should be addressed to Abolfazl Hassani; hassani@modares.ac.ir

Received 16 June 2016; Revised 5 September 2016; Accepted 20 September 2016

Academic Editor: Boris I. Yakobson

Copyright © 2016 Mostafa Adresi et al. This is an open access article distributed under the Creative Commons Attribution License, which permits unrestricted use, distribution, and reproduction in any medium, provided the original work is properly cited.

A new surfactant combination compatible with concrete formulation is proposed to avoid unwanted air bubbles created during mixing process in the absence of a defoamer and to achieve the uniform and the maximum possible dispersion of multiwalled carbon nanotubes (MWCNTs) in water and subsequently in concrete. To achieve this goal, three steps have been defined: (1) concrete was made with different types and amount of surfactants containing a constant amount of MWCNTs (0.05 wt%) and the air bubbles were eliminated with a proper defoamer. (2) Finding a compatible surfactant with concrete compositions and eliminating unwanted air bubbles in the absence of a common defoamer are of fundamental importance to significantly increase concrete mechanical properties. In this step, the results showed that the polycarboxylate superplasticizer (SP-C) (as a compatible surfactant) dispersed MWCNTs worse than SDS/DTAB but unwanted air bubbles were removed, so the defoamer can be omitted in the mixing process. (3) To solve the problem, a new compatible surfactant composition was developed and different ratios of surfactants were tested and evaluated by means of performance criteria mentioned above. The results showed that the new surfactant composition (SDS and SP-C) can disperse MWCNTs around 24% more efficiently than the other surfactant compositions.

1. Introduction

In recent years, the use of cementitious composites has led to significant improvements in the construction and transport industry [1]. Since tensile strength, modulus of elasticity, and thermal and electrical conductivity of MWCNTs are far superior to those of ordinary fibers, they have received much attention in the preparation of cementitious composites [2–4]. The challenge of effective and uniform dispersion of MWCNTs in the mixture is due to the natural tendency of agglomeration of MWCNTs and their high surface activity [5, 6]. Although the issue of effective dispersion of MWCNTs in the concrete mixtures has been investigated in many studies, there are some difficulties to achieve the effective dispersion of MWCNTs [1]. Since water plays an essential role in preparing cementitious materials reinforced with MWCNTs, a convenient solution for making cementitious

materials containing MWCNTs is to homogeneously disperse MWCNTs in water prior to their combination with the cement [7]. One of the most common mechanical methods for dispersing MWCNTs in water is the use of an ultrasonic device. The ultrasonic method is not sufficient to uniformly disperse MWCNTs in the water [7], but it can be used as a complement to the chemical method [8]. One of the most widely used methods for the effective dispersion of MWCNTs in water is the use of surfactants so that the formation of CNT agglomerates is prevented and MWCNTs are uniformly dispersed in the water [1, 7]. This noncovalent method is straightforward and classically used to disperse both organic and inorganic particles in aqueous solutions [9]. The concentration of surfactant and type of interaction with it are known to play a significant role in the phase behavior of classical colloids [10] as well as carbon nanotubes [11, 12]. Basically, surfactants due to electrostatic and steric

TABLE I: Properties of MWCNTs.

Type of additive	Characteristic (research center)	MWCNTs diameter (nm)	MWCNTs length (μm)	Tensile strength (GPa)	Purity	Specific gravity	Electrical conductivity (Ohm-cm)
CNT	MWCNT (Research Institute of Petroleum Industry)	10–20	10 ± 3	About 100	$\geq 95\%$	About 1.5	$< 10^{-2}$

repulsion forces prevent the formation of CNT agglomerates [13]. In this regard, the researchers have attempted to enhance dispersion of MWCNTs in water using different surfactant materials including sodium dodecylbenzenesulfonate (NaDDBS), sodium deoxycholate (NaDC), Triton X-100 (TX100), Gum Arabic (AG), and cetyltrimethylammonium bromide (CTAB) [14]. They came to the conclusion that the NaDDBS and TX100 with a mixing ratio of 3:1, respectively, by weight of cement and with the concentration of 0.02 grams per mL exhibit the best dispersion capability [15, 16]. In order to decrease CNT aggregative tendency in water, the ionic surfactants, sodium dodecyl sulfate (SDS) [17–19] and dodecyl-benzene sodium sulfonate (NaDDBS) [20, 21], were commonly used. The high dispersive efficiency of NaDDBS [22] and even better efficiency of Dowfax surfactant (anionic alkyldiphenyl-oxide disulfonate) which has twice the charge of NaDDBS and a dibenzene group [20] are mainly due to the benzene ring along the surfactant. Also, aerosol OS surfactant (sodium diisopropyl-naphthalene sulfonate) showed higher fractions of individual tubes compared to the results obtained with NaDDBS and Dowfax surfactants, as confirmed by UV-vis spectroscopy analysis [20]. In another study conducted by Sharifi et al., they used SDS and dodecyltrimethylammonium bromide (DTAB) with a mixing ratio of 9:1, respectively, by weight of cement and with the concentration of 8 mM/L in order to disperse MWCNTs in water. They reported this combination as the best combination for dispersing MWCNTs in water compared to other surfactants [23, 24]. It should be noted that the surfactant creates foam when making concrete which may lead to problems for the cement hydration and concrete strength. Therefore, MWCNTs being well dispersed in water are not sufficient to promote concrete properties as well and the effect of surfactants on the properties and stability of cementitious materials should be examined [16]. In this regard, researchers found that the excessive amounts of NaDDBS and TX100/SDS in the mixture have a negative effect on the hydration of cement and may cause more trapped air in the concrete [7, 25]. The primary additives compatible with concrete and used as a surfactant in the process of dispersing MWCNTs in water are the water-reducing additives, plasticizers, and polycarboxylate superplasticizers capable of facilitating the uniform dispersion of MWCNTs and preventing unwanted voids in the cement paste and subsequently in concrete [25]. The researches have demonstrated that, using the ultrasonic method, a small amount of MWCNTs can be dispersed in water containing 5 wt% superplasticizer [7]. Shah et al. achieved an efficient dispersion of MWCNTs with various

lengths and concentrations in cementitious materials by employing polycarboxylate-based superplasticizers [8, 26]. In the meantime, Han et al. reported that the efficient dispersion of MWCNTs by means of superplasticizers can be assigned to their double-dispersion effect on MWCNTs/CNFs (carbon nanofibers) and cement particles [27]. In this paper, the influence of various surfactants on the dispersion of MWCNTs in the water and on the concrete performance is investigated. A new combination as surfactant compatible with concrete is presented and provides the best dispersion of MWCNTs whereas the concrete mechanical properties remain constant. This will help also to fabricate a concrete sensor with the same mechanical properties as plain concrete and will lead to a cast concrete sensor that can evaluate structural and mechanical properties of plain concrete.

The optimal amount of the new surfactant composition is calculated using UV-visible spectroscopy and turbidimetry to measure the dispersion quality of MWCNTs in the aqueous phase. The mechanical properties of the concrete such as compressive and flexural strength have been chosen as the concrete performance criteria to illustrate the effect of MWCNTs dispersion quality and surfactant interaction on the concrete composition and hydration process compared to the plain concrete.

2. Materials and Methods

2.1. Materials. In this study, multiwalled carbon nanotubes (MWCNT) obtained from Research Institute of Petroleum Industry (RIPI) were used; their properties are given in Table 1. In order to evaluate the different surfactants effect on dispersion quality of MWCNTs in aqueous phase, the amount of MWCNTs was assumed constant at the value of 0.05 wt% which was used in many previous studies to prepare smart concrete [28]. The used mix design is shown in Table 2. Type II Portland cement was obtained from Abyek Cement Company. In order to disperse MWCNTs in the mixture, different surfactants were used (Table 3). Also, 0.02 wt% tributyl phosphate made by Sigma-Aldrich Co. was used as a defoamer. A dark brown solution of polycarboxylate-based superplasticizer (Sarapush construction chemical manufacture) with 36% solid contents and a density of 1.1 g/cm^3 was used for workability purpose. SP-C are composed of a methoxy-polyethylene glycol copolymer (side chain) grafted with a methacrylic acid copolymer (main chain). The carboxylate group $-\text{COO}-\text{Na}^+$ dissociates in water, providing a negative charge along the SP-C backbone.

TABLE 2: Mix design.

Mix design	Cement	Small sand*	Big sand*	Small gravel*	Big gravel*	Water	W/C
Percentage	15.34	39.58	6.96	23.19	7.72	7.21	0.47
kg/m ³	380	980.40	172.40	574.42	191.22	178.60	

*Sand and gravel are silica based.

TABLE 3: The optimal amount of different combinations of surfactant.

Surfactant	Manufacturer	Purity	Dosage (gr/mL)
SDS/DTAB (9 : 1) [23, 24]	Sigma-Aldrich	SDS ≥ 98% DTAB ≥ 98%	SDS = 2.272, DTAB = 0.2524
SDS**	Sigma-Aldrich	≥98%	SDS = 2.524
NaDDBS [15]	Merck Group	—	NaDDBS = 4.88
TX-100/NaDDBS (3 : 1) [14]	Merck Group	—	TX-100 = 6.672, NaDDBS = 2.224
TX-100/NaDDBS (2.25 : 1)**	Merck Group	—	TX-100 = 5.004, NaDDBS = 1.668
Superplasticizer (0.4 wt%) [29]	Sarapouch Co.	≥97%	Superplasticizer = 0.0098
Superplasticizer (0.5 wt%)**	—	≥97%	Superplasticizer = 0.0123
Superplasticizer (0.7 wt%)**	—	≥97%	Superplasticizer = 0.0173
Superplasticizer/SDS (9 : 1)**	—	SDS ≥ 98% Superplasticizer ≥ 97%	SDS = 0.0014, Superplasticizer = 0.0123

*: Weight of cement used per cubic meter of concrete (wt).

** : These compositions were tested for further research.

2.2. Methods. SDS/MWCNT and NaDDBS/MWCNT solutions were prepared by mixing 0.05 wt% MWCNTs with an aqueous individual surfactant solution at concentrations 2.254 and 4.88 (gr/mL), respectively. Also mixtures of NaDDBS/TX-100 and SDS/DTAB at concentrations 8.896 and 2.524 (gr/mL), respectively, were prepared. Then 0.05 wt% MWCNTs were added to each mixed solution. All solutions were stirred for 10 min with a magnetic stirrer (model, WIFESTEER MSH-20B) and then sonicated for 130 min with an ultrasonic cleaner set (model NISONIX 3000) at an average power of 275 W. The temperature was controlled during sonication to prevent warming of the solutions. Subsequently, the solutions were centrifuged for 10 min at 8000 rpm to remove the bigger clusters. The result shows that the supernatant was well separated from the sediment after centrifugation stage. After 24 h resting, the characterization of MWCNTs solutions was performed (see Figure 1). UV-vis absorption spectra were recorded using a Shimadzu-2100 UV-visible spectrophotometer (model, Japan) with a matched pair of glass cuvettes, 1 cm in optical path length, placed in a thermostated cell holder.

The final samples were diluted to three times their original volume with pure water to decrease the original darkness of solution for UV-vis test. Given that the absorption spectrum of MWCNTs is in the 500–700 nm wavelength range, the UV-vis test can be used to evaluate the dispersion of MWCNTs in the water [9, 13]. The UV test scaled from 0 to 5 where the maximum value means the dispersion quality is at the maximum and the minimum value means the dispersion quality is low. The UV test was conducted at the wavelength

of 650 nm. Finally, the results obtained from the UV-vis test and the turbidimetry which is the process of measuring the loss of intensity of transmitted light due to the scattering effect of particles suspended in it were compared to determine the best surfactant for the uniform and effective dispersion of MWCNTs in the aqueous phase.

The cement was added to the mixture of water and MWCNTs in a high-speed mixer (3600 rpm, Pars-Khazar Co.) to be uniformly mixed. After adding the aggregate to the mixer, the concrete was placed in preoiled molds (Figure 2) and by applying appropriate vibration, any air that may have been trapped was released. Concrete specimens were removed from the molds after 24 hours and cured in water at 25°C for 28 days [30]. The 6 specimens were tested for compressive ($5 \times 5 \times 5 \text{ cm}^3$) and flexural ($4 \times 4 \times 16 \text{ cm}^3$) stresses in accordance with ASTM C39 and ASTM C78 standards, respectively [31, 32]. SEM images which were captured with ZEISS SUPRA™ 40 Field Emission Scanning Electron Microscope (FESEM) were also used to assess the dispersion quality of the MWCNTs in the concrete.

3. Results and Discussion

The degree of dispersion of MWCNTs in aqueous media has been investigated using the UV-vis spectra of the dispersions [33]. Individualized MWCNTs are active in the UV-vis region and exhibit characteristic bands corresponding to additional absorption due to 1D Van Hove singularities [23, 34]. However, bundled MWCNTs are hardly active in the wavelength




FIGURE 1: Dispersion of MWCNTs in aqueous phase.




FIGURE 2: Dispersion of MWCNTs in cement and fabricate the sensor.

region between 200 and 1200 nm [34]. Therefore, it is significant to compare the amounts of individually dispersed MWCNTs in the solution through the absorption intensity.

Step 1. The UV-vis spectra of aqueous MWCNTs dispersions using different systems are shown in Figure 3. According to Figure 3, the maximum absorbance was obtained for SDS/DTAB mixture, indicating high dispersion of MWCNTs. The dispersion of MWCNTs with SDS, NaDDBS, and TX_100/NaDDBS solutions was low compared to SDS/DTAB mixture. Therefore, by mixing anionic and cationic surfactants, a higher dispersion of MWCNTs can be achieved at a lower concentration of surfactants. Also, all other parameters such as the sonication time and power and MWCNTs content were held constant during the test. It has been remembered that the solution was diluted to three times its original volume with pure water to achieve high resolution spectra. So, the absolute values of the absorbance are higher than the results shown in Figure 3, but relatively, these results are reliable. Also, based on the test procedure, the solution without surfactant was not stable and the MWCNTs were completely sedimented after centrifugation, so that, after dilution step, the absorbance result was near zero.

The results showed that when a mixture of water, dispersed MWCNTs, and the surfactant material is used to make concrete, the mechanical properties of concrete are severely

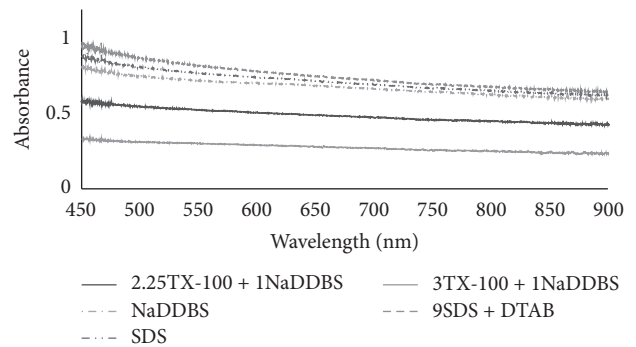


FIGURE 3: UV-vis spectra of an aqueous (0.05 wt%) MWCNTs dispersion using different surfactants.

reduced due to the foam resulting from the surfactant in the concrete mixing process. Figure 4 illustrates the impact of not using a defoamer in the concrete mixing.

In this case, the defoamer, tributyl phosphate, can be used to resolve this problem. So far, the exact mechanism of the antifoams is not well understood [35]. Nevertheless, the general function of the antifoams is that they disrupt the stability of the liquid films in the foam, increasing the rate of the liquid drainage and thus enhancing foam destruction [36]. Azhari and Banthia observed that methylcellulose




FIGURE 5: Concrete reinforced with 0.05 wt% MWCNTs with SDS as surfactant and tributyl Phosphate defoamer.

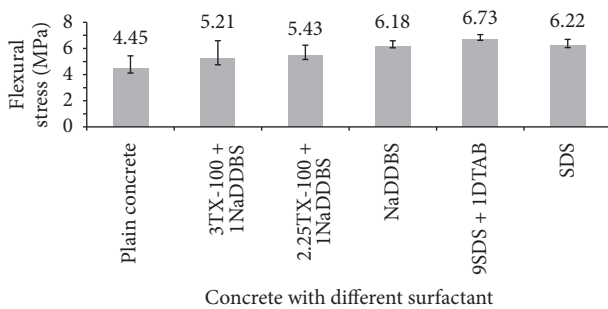


FIGURE 6: Modulus of rupture of concrete specimens containing 0.05 wt% MWCNTs and different surfactants.




FIGURE 9: Concrete reinforced with 0.05 wt% MWCNTs dispersed with superplasticizer in the absence of defoamer.

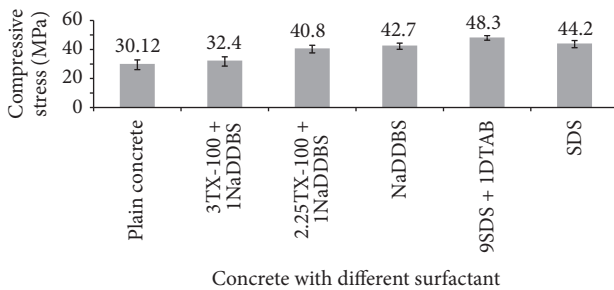


FIGURE 7: Compressive strength of concrete specimens containing 0.05 wt% MWCNTs and different surfactants.

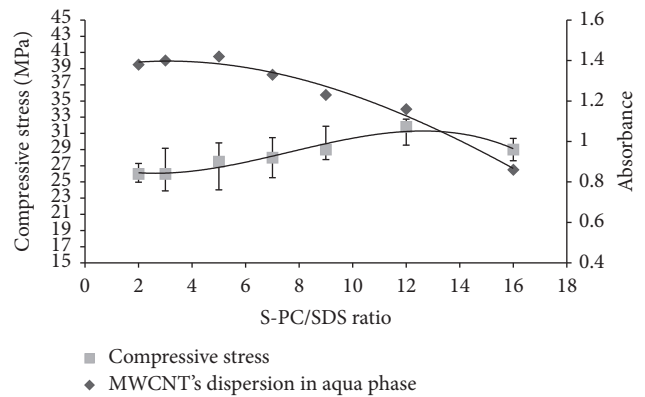


FIGURE 10: The effect of different mixing ratios of SP-C to SDS on the dispersion quality of MWCNTs in aqueous phase and the compressive strength of specimens containing MWCNTs.

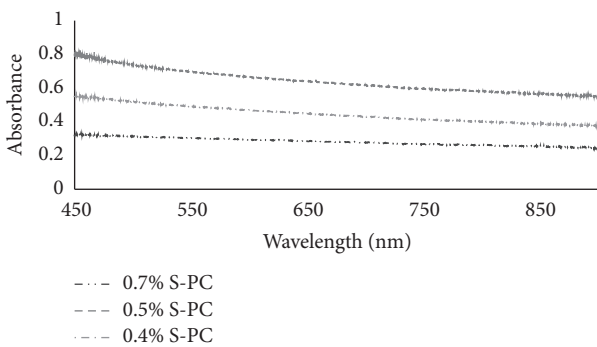


FIGURE 8: UV-vis spectra of an aqueous (0.05 wt%) MWCNT dispersion using different concentrations of SP-C.

SP-C/SDS equal to 9 is suggested when making concrete with similar properties to the plain concrete (without MWCNTs) is concerned.

In order to compare the amounts of dispersion of MWCNTs, turbidity measurements of colloiddally stable dispersed MWCNTs solutions containing pure surfactants, superplasticizer, and mixtures of DTAB/SDS, NaDDBS/TX-100, and SP-C/SDS are performed. The UV and turbidity results of all systems are shown in Figure 11 and Table 4.




FIGURE 11: Comparing MWCNTs dispersion in water using turbidity meter.

TABLE 4: The turbidity of water containing MWCNTs using different surfactants.

Surfactant	Absorbance (out of 5)	Turbidity (NTU)
SDS/DTAB (9 : 1)	0.76	1320
SDS	0.71	1086
NaDDBS	0.68	579
TX-100/NaDDBS (3 : 1)	0.28	27.6
TX-100/NaDDBS (2.25 : 1)	0.48	245
Superplasticizer (0.4 wt*%)	0.29	89.7
Superplasticizer (0.5 wt*%)	0.65	376
Superplasticizer (0.7 wt*%)	0.45	187
Superplasticizer/SDS (9 : 1)	1.23	1835

As can be seen from Figure 11, the mixture containing the combination of superplasticizer and the SDS with a mixing ratio of 9 : 1, respectively, by weight of cement exhibits the best dispersion capability than the other systems.

4. Conclusions

In this paper, the combination of SDS and superplasticizer was introduced as a new surfactant composition in order to effectively disperse MWCNTs in aqueous phase whereas the mechanical properties of reinforced concrete were similar to the ones of plain concrete. Also, the following conclusions may be drawn from this study:

- (1) The mechanical properties of concrete are improved with the use of a defoamer and as the amount of MWCNTs remains constant (0.05 wt%), the compressive and the flexural strengths of concrete containing MWCNTs are improved by 60.3% and 51.2%, respectively, with respect to plain concrete.

- (2) Omitting tributyl phosphate as the defoamer, some little foam is produced in concrete due to SDS presence in the compatible surfactant composition and this causes a reduction of concrete mechanical properties with respect to the concrete with the defoamer. Then, a higher SDS amount leads to a higher dispersion quality in aqueous phase but also more unwanted air bubbles in concrete and a higher reduction of the concrete mechanical properties too.
- (3) The optimal dosage of superplasticizer as the surfactant is 0.5 wt% in order to achieve the maximum dispersion of MWCNTs in aqueous phase when the amount of MWCNTs is 0.05 wt%.
- (4) The combination of SDS/DTAB or SP-C/SDS causes a synergic effect while dispersing MWCNTs in water.
- (5) A combination of superplasticizer and SDS with a mixing ratio of 9 : 1, respectively, by weight of cement is suggested when making concrete with similar properties to the plain concrete is mentioned.
- (6) A combination of superplasticizer and SDS with a mixing ratio of 12 : 1, respectively, by weight of cement is suggested when making concrete with higher compressive strength is targeted.
- (7) A combination of superplasticizer and SDS with a mixing ratio of 5 : 1, respectively, is suggested when the largest amount of well-dispersed MWCNTs in aqueous phase is required.

Competing Interests

Mostafa Adresi on behalf of the other authors confirms that there is not any known conflict of interests associated with this publication and there has been no significant financial support for this work that could have influenced its outcome.

Acknowledgments

The authors gratefully acknowledge the support given by the laboratory team of the Tarbiat Modares University for their help to complete the laboratory tests and data collection.

References

- [1] A. G. Nasibulin, T. Koltsova, L. I. Nasibulina et al., "A novel approach to composite preparation by direct synthesis of carbon nanomaterial on matrix or filler particles," *Acta Materialia*, vol. 61, no. 6, pp. 1862–1871, 2013.
- [2] R. Khare and S. Bose, "Carbon nanotube based composites—a review," *Journal of Minerals & Materials Characterization & Engineering*, vol. 4, no. 1, pp. 31–46, 2005.
- [3] J. N. Coleman, U. Khan, W. J. Blau, and Y. K. Gun'ko, "Small but strong: a review of the mechanical properties of carbon nanotube-polymer composites," *Carbon*, vol. 44, no. 9, pp. 1624–1652, 2006.
- [4] H. Sixuan, *Multifunctional graphite nanoplatelets (GNP) reinforced cementitious composites [M.S. of Engineering]*, Tsinghua University, Beijing, China, 2012.
- [5] A. Yazdanbakhsh, *Production, characterization, and mechanical behavior of cementitious materials incorporating carbon nanofibers [Ph.D. dissertation]*, Texas A&M University, College Station, Tex, USA, 2012.
- [6] X. Jiang, T. L. Kowald, and R. H. F. T. Thorsten Staedler, "Carbon nanotubes as a new reinforcement material for modern cement-based binders," in *Proceedings of the 2nd International Symposium on Nanotechnology in Construction*, pp. 209–213, 2006.
- [7] K. Gopalakrishnan, B. Birgisson, P. Taylor, and N. O. Attoh-Okine, Eds., *Nanotechnology in Civil Infrastructure A Paradigm Shift*, Springer, Berlin, Germany, 2011.
- [8] M. S. Konsta-Gdoutos, Z. S. Metaxa, and S. P. Shah, "Highly dispersed carbon nanotube reinforced cement based materials," *Cement and Concrete Research*, vol. 40, no. 7, pp. 1052–1059, 2010.
- [9] L. Vaisman, H. D. Wagner, and G. Marom, "The role of surfactants in dispersion of carbon nanotubes," *Advances in Colloid and Interface Science*, vol. 128–130, pp. 37–46, 2006.
- [10] M. J. Rosen and J. T. Kunjappu, *Surfactants and Interfacial Phenomena*, John Wiley & Sons, New York, NY, USA, 2012.
- [11] S. Cui, R. Canet, A. Derre, M. Couzi, and P. Delhaes, "Characterization of multiwall carbon nanotubes and influence of surfactant in the nanocomposite processing," *Carbon*, vol. 41, no. 4, pp. 797–809, 2003.
- [12] R. Shvartzman-Cohen, Y. Levi-Kalisman, E. Nativ-Roth, and R. Yerushalmi-Rozen, "Generic approach for dispersing single-walled carbon nanotubes: the strength of a weak interaction," *Langmuir*, vol. 20, no. 15, pp. 6085–6088, 2004.
- [13] J. Luo, Z. Duan, and H. Li, "The influence of surfactants on the processing of multi-walled carbon nanotubes in reinforced cement matrix composites," *Physica Status Solidi (A): Applications and Materials Science*, vol. 206, no. 12, pp. 2783–2790, 2009.
- [14] S. J. Chen, F. G. Collins, A. J. N. Macleod, Z. Pan, W. H. Duan, and C. M. Wang, "Carbon nanotube-cement composites: a retrospect," *IES Journal Part A: Civil & Structural Engineering*, vol. 4, no. 4, pp. 254–265, 2011.
- [15] B. Han, X. Yu, and E. Kwon, "A self-sensing carbon nanotube/cement composite for traffic monitoring," *Nanotechnology*, vol. 20, no. 44, Article ID 445501, 2009.
- [16] B. Han, S. Sun, S. Ding, L. Zhang, X. Yu, and J. Ou, "Review of nanocarbon-engineered multifunctional cementitious composites," *Composites Part A: Applied Science and Manufacturing*, vol. 70, pp. 69–81, 2015.
- [17] M. J. O'Connell, S. H. Bachilo, C. B. Huffman et al., "Band gap fluorescence from individual single-walled carbon nanotubes," *Science*, vol. 297, no. 5581, pp. 593–596, 2002.
- [18] C. A. Dyke and J. M. Tour, "Overcoming the insolubility of carbon nanotubes through high degrees of sidewall functionalization," *Chemistry—A European Journal*, vol. 10, no. 4, pp. 812–817, 2004.
- [19] J. Hilding, E. A. Grulke, Z. G. Zhang, and F. Lockwood, "Dispersion of carbon nanotubes in liquids," *Journal of Dispersion Science and Technology*, vol. 24, no. 1, pp. 1–41, 2003.
- [20] Y. Tan and D. E. Resasco, "Dispersion of single-walled carbon nanotubes of narrow diameter distribution," *Journal of Physical Chemistry B*, vol. 109, no. 30, pp. 14454–14460, 2005.
- [21] E. Camponeschi, B. Florkowski, R. Vance, G. Garrett, H. Garmestani, and R. Tannenbaum, "Uniform directional alignment of single-walled carbon nanotubes in viscous polymer flow," *Langmuir*, vol. 22, no. 4, pp. 1858–1862, 2006.
- [22] M. F. Islam, E. Rojas, D. M. Bergey, A. T. Johnson, and A. G. Yodh, "High weight fraction surfactant solubilization of single-wall carbon nanotubes in water," *Nano Letters*, vol. 3, no. 2, pp. 269–273, 2003.
- [23] B. Sohrabi, N. Poorgholami-Bejarpasi, and N. Nayeri, "Dispersion of carbon nanotubes using mixed surfactants: experimental and molecular dynamics simulation studies," *The Journal of Physical Chemistry B*, vol. 118, no. 11, pp. 3094–3103, 2014.
- [24] M. Sharifi, *The Investigation of the Interaction of the Surfactants with Carbon Nanotube Structures*, Tarbiat Modares University, Tehran, Iran, 2012.
- [25] Y. S. de Ibarra, J. J. Gaitero, and I. Campillo, "Analysis by atomic force microscopy of the effects on the nanoindentation hardness of cement pastes by the introduction of nanotube dispersions," TNT 2005, Oviedo, Spain, 2005.
- [26] S. P. Shah, M. S. Konsta-Gdoutos, Z. S. Metaxa, and P. Mondal, "Nanoscale modification of cementitious materials," in *Nanotechnology in Construction 3: Proceedings of the NICOM3*, vol. 3, pp. 125–130, Springer, Berlin, Germany, 2009.
- [27] B. Han, S. Ding, and X. Yu, "Intrinsic self-sensing concrete and structures: a review," *Measurement*, vol. 59, pp. 110–128, 2015.
- [28] S. Parveen, S. Rana, and R. Figueiro, "A review on nanomaterial dispersion, microstructure, and mechanical properties of carbon nanotube and nanofiber reinforced cementitious composites," *Journal of Nanomaterials*, vol. 2013, Article ID 710175, 19 pages, 2013.
- [29] S. Sun, X. Yu, and B. Han, "Sensing mechanism of self-monitoring CNT cementitious composite," *Journal of Testing and Evaluation*, vol. 42, no. 1, Article ID 20120302, 2014.
- [30] ASTM, "Standard practice for making and curing concrete test specimens in the laboratory," ASTM C192/C192M-13, ASTM International, West Conshohocken, Pa, USA, 2013.
- [31] ASTM, "Standard test method for flexural strength of concrete (using simple beam with center-point loading)," ASTM C78, ASTM International, West Conshohocken, Pa, USA, 2012.
- [32] ASTM, "Standard test method for compressive strength of cylindrical concrete specimens," ASTM C39/C39M-04a, ASTM International, West Conshohocken, Pa, USA, 2004.
- [33] J. Rausch, R.-C. Zhuang, and E. Mäder, "Surfactant assisted dispersion of functionalized multi-walled carbon nanotubes

- in aqueous media,” *Composites Part A: Applied Science and Manufacturing*, vol. 41, no. 9, pp. 1038–1046, 2010.
- [34] J. Yu, N. Grossiord, C. E. Koning, and J. Loos, “Controlling the dispersion of multi-wall carbon nanotubes in aqueous surfactant solution,” *Carbon*, vol. 45, no. 3, pp. 618–623, 2007.
- [35] W. Barber, “Anaerobic digester foaming; causes and solutions,” in *Proceedings of the Water Environment Federation (WEFTEC '02)*, Session 51 through Session 60, pp. 303–310, 2005.
- [36] J. B. Winterburn and P. J. Martin, “Foam mitigation and exploitation in biosurfactant production,” *Biotechnology Letters*, vol. 34, no. 2, pp. 187–195, 2012.
- [37] F. Azhari and N. Banthia, “Cement-based sensors with carbon fibers and carbon nanotubes for piezoresistive sensing,” *Cement and Concrete Composites*, vol. 34, no. 7, pp. 866–873, 2012.
- [38] B. Han, K. Zhang, X. Yu, E. Kwon, and J. Ou, “Fabrication of piezoresistive CNT/CNF cementitious composites with superplasticizer as dispersant,” *Journal of Materials in Civil Engineering*, vol. 24, no. 6, pp. 658–665, 2012.



Hindawi

Submit your manuscripts at
<http://www.hindawi.com>

