

Fast two-scale computational model for progressive damage analysis of fiber reinforced composites

Original

Fast two-scale computational model for progressive damage analysis of fiber reinforced composites / Kaleel, Ibrahim; Maiaru', Marianna; Petrolo, Marco; Carrera, Erasmo; Waas, Anthony. - ELETTRONICO. - (2017). ((Intervento presentato al convegno 25th Annual International Conference on Composite/Nano Engineering, ICCE-25 tenutosi a Rome (Italy) nel 16-22 July 2017.

Availability:

This version is available at: 11583/2678004 since: 2017-08-03T16:12:57Z

Publisher:

D. Hui

Published

DOI:

Terms of use:

openAccess

This article is made available under terms and conditions as specified in the corresponding bibliographic description in the repository

Publisher copyright

(Article begins on next page)

Fast two-scale computational model for progressive damage analysis of fiber reinforced composites

Ibrahim Kaleel¹, Marianna Maiarù², Marco Petrolo¹, Erasmo Carrera¹, and Anthony M. Waas³

¹Department of Mechanical and Aerospace Engineering, Politecnico di Torino, 10129 Torino, Italy

²Department of Mechanical Engineering, UMass Lowell, Lowell, MA 01854, USA

³Department of Aeronautics and Astronautics, University of Washington, Seattle, USA

1 Introduction

Micromechanics based failure analysis of composite structures is a competent tool to model damage progression as it can effectively capture explicit variation in constituent properties along with their non-linearities [1]. The paper presents a fast two-scale finite element framework based on a class of refined finite beam models called Carrera Unified Formulation (CUF) [2]. The energy based crack band theory (CBT) is implemented within framework to predict the damage propagation in individual constituents [3, 4, 5]. The efficiency of the framework is derived from the ability of CUF models to provide accurate three-dimensional displacement and stress fields at a reduced computational cost (approximately one order of magnitude of degrees of freedom less as compared to standard 3D brick elements).

2 Carrera Unified Formulation

Carrera Unified Formulation (CUF) expresses the displacement field as an expansion of generic cross-section functions, $F_\tau(x, z)$ with the displacement, $\mathbf{u}_\tau(y)$,

$$\mathbf{u}(x, y, z, t) = F_\tau(x, z)\mathbf{u}_\tau(y, t) \quad \tau = 1, 2, \dots, T$$

where T is the number of terms in cross-section expansion function F_τ [2]. In this work, 1D CUF models based on Lagrange Expansion (LE) functions are utilized. Bi-quadratic nine-noded L9 Lagrange elements are used to model the cross-section. The displacement field within an L9 element can be expressed as

$$\begin{aligned} u_x &= F_1u_{x_1} + F_2u_{x_2} + \dots + F_9u_{x_9} \\ u_y &= F_1u_{y_1} + F_2u_{y_2} + \dots + F_9u_{y_9} \\ u_z &= F_1u_{z_1} + F_2u_{z_2} + \dots + F_9u_{z_9} \end{aligned}$$

where u_{x_1}, \dots, u_{x_9} represent the translational displacement component of each of the nine nodes in the L9 element. The beam is discretized using the classical finite element technique. Therefore, the displacement vector can be expressed as

$$\mathbf{u}(x, y, z) = F_\tau(x, z)N_i(y)\mathbf{u}_\tau$$

where N_i stands for the FE shape function, F_τ for the cross-section expansion function.

Component-Wise (CW) approach is an efficient and powerful tool which allows to model each component in

an complex structure via 1D CUF LE models by enriching the kinematic field [6, 7]. In this work, CW approach is utilized to model the sub-scale representative volume element (RVE) of a uni-directional fiber-reinforced composite as illustrated in Figure 1. With CW approach, the RVE can be discretized into any number of L9 elements with individual constitutive properties (eg.: fiber and matrix). Periodic boundary conditions are applied for the displacement unknowns along the outer faces of the RVE. CUF RVE models

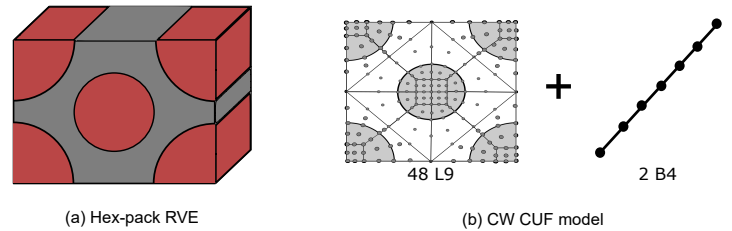


Fig. 1: CW modeling of a hex-pack RVE

are able to compute local stress concentrations at the microscale with great computational accuracy as illustrated in Fig. 2. The local strain and stress fields are computed using the local constitutive laws and the overall stiffness, strain and stress field is obtained by volume averaging the quantities over the RVE dimensions. Fiber is assumed to be linearly isotropic and brittle.

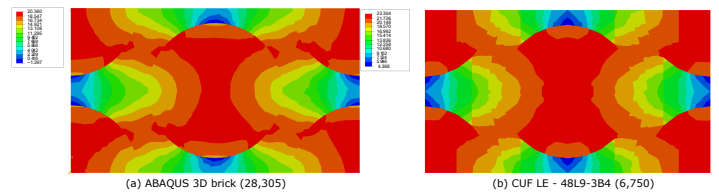


Fig. 2: Transverse stress contour (σ_{xx}) for hex-pack RVE under transverse strain (ϵ_{xx}) (Number of degrees of freedom is mentioned in brackets)

Therefore, a maximum longitudinal stress criteria is used and upon satisfaction the stiffness is reduced to zero. Matrix is assumed to be isotropic and maximum principal stress criteria is used as failure envelope. Upon damage initiation, matrix stiffness degrades linearly based on crack band model [3, 4]. The algorithm for the damage degradation is illustrated in Fig. 4.

3 Two-scale framework

The two-scale framework consists of a macro-level model to define the structural-level components via ABAQUS, interfaced with a sub-scale model at fiber-

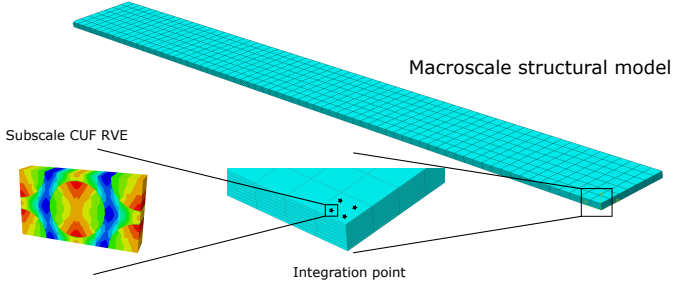


Fig. 3: Workflow of the two-scale framework built within ABAQUS via UMAT/VUMAT interface

matrix level using CUF micromechanics module as illustrated in Fig. 3. The communication between the two scales is achieved through exchange of strain, stress and stiffness tensor at every integration point via ABAQUS UMAT/VUMAT call.

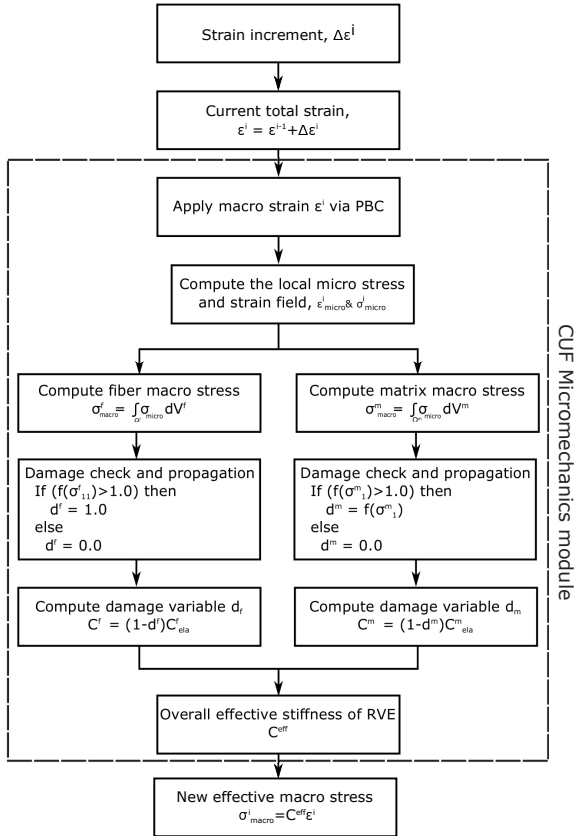


Fig. 4: Algorithm for two-scale progressive damage analysis

4 Numerical results

An unnotched $[0]_8$ coupon under uniaxial tension is simulated. A triply periodic RVE (see Fig. 1) is used for analyzing the composite coupon. The volume fraction of the RVE is 65% and it is made of IM7/977-3 material configuration [1]. Structural coupon was modeled in ABAQUS using C3D8 brick element and CUF-RVE micromechanical module is called at every gauss point for material response. The stress-strain response for a $[0]_8$ laminate is presented in Fig. 5.

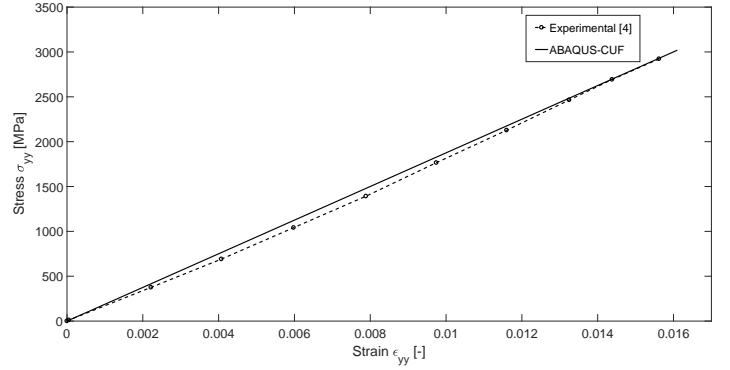


Fig. 5: Uniaxial stress-strain curve for laminates $[0]_8$

5 Conclusion

A novel micromechanics-based two-scale analysis for progressive damage analysis of composite is presented. The micromechanics module integrated into the framework is based on a class of refined beam models called Carrera Unified Formulation. Efficiency of CUF beam models to produce accurate displacement and stress fields is exploited for micromechanical analysis. The energy based crack band theory (CBT) is implemented within micromechanical framework for predicting the damage propagation. Result for an unnotched $[0]_8$ coupon under uni-axial tension is presented. The result is validated against experimental data. Future results shall include a set of different layups (notched and unnotched) under tensile and compressive loading conditions. Predictive capabilities along with the efficiency of the presented two-scale framework shall be highlighted.

References

- [1] Naghipour, P., Arnold, S. M., Pineda, E. J., Stier, B., Hansen, L., Bednarczyk, B. A., and Waas, A. M., *Multi-scale static analysis of notched and unnotched laminates using the generalized method of cells*, Journal of Composite Materials, 1:22, 2016
- [2] Carrera E., Cinefra M., Petrolo M. and Zappino E., *Finite Element Analysis of Structures through Unified Formulation*, John Wiley and Sons, Ltd, 2014.
- [3] Bažant Z. P. and Oh B. H., *Crack band theory for fracture of concrete*, Matériaux et Construction, 16:155-177,1983
- [4] Meyer P. and Waas A.M., *Mesh-objective two-scale finite element analysis of damage and failure in ceramic matrix composites*, Integrating Materials and Manufacturing Innovation, 4:5, 2015
- [5] Maiaru M., Petrolo M., Carrera E., Waas A.M., *Component-wise approach for the hierarchical multi-scale analysis of fiber reinforced composites*, In submission, 2017
- [6] Carrera E, Maiaru M, Petrolo M., *A refined 1D element for structural analysis of single and multiple fiber/matrix cells*, Composite Structures, 96:455-468, 2013
- [7] Carrera E, Maiaru M, Petrolo M., *Component-wise analysis of laminated anisotropic composites*. International Journal of Solids and Structures, 49(13):1839-51, 2012