

Computer analysis of face beauty: a survey

Original

Computer analysis of face beauty: a survey / Laurentini, Aldo; Bottino, ANDREA GIUSEPPE. - In: COMPUTER VISION AND IMAGE UNDERSTANDING. - ISSN 1077-3142. - STAMPA. - 125:(2014), pp. 184-199. [10.1016/j.cviu.2014.04.006]

Availability:

This version is available at: 11583/2541099 since:

Publisher:

Elsevier

Published

DOI:10.1016/j.cviu.2014.04.006

Terms of use:

This article is made available under terms and conditions as specified in the corresponding bibliographic description in the repository

Publisher copyright

(Article begins on next page)

Computer analysis of face beauty: a survey

Aldo Laurentini and Andrea Bottino¹

Dipartimento di Automatica e Informatica, Politecnico di Torino, Corso Duca degli Abruzzi, 24, 10129, Torino

¹(**Corresponding author.** Full address: Dipartimento di Automatica e Informatica, Politecnico di Torino, Corso Duca degli Abruzzi, 24, 10129, Torino Italy. Tel: +390115647175, Fax: +390115647009 E-mail: andrea.bottino@polito.it)

Abstract. The human face conveys to other human beings, and potentially to computer systems, information such as identity, intentions, emotional and health states, attractiveness, age, gender and ethnicity. In most cases analyzing this information involves the computer science as well as the human and medical sciences. The most studied multidisciplinary problems are analyzing emotions, estimating age and modeling aging effects. An emerging area is the analysis of human attractiveness. The purpose of this paper is to survey recent research on the computer analysis of human beauty. First we present results in human sciences and medicine pointing to a largely shared and data-driven perception of attractiveness, which is a rationale of computer beauty analysis. After discussing practical application areas, we survey current studies on the automatic analysis of facial attractiveness aimed at: i) relating attractiveness to particular facial features; ii) assessing attractiveness automatically; iii) improving the attractiveness of 2D or 3D face images. Finally we discuss open problems and possible lines of research.

Index Terms— Face image analysis, face attractiveness, facial features, machine beauty analysis

1 Introduction: Face Analysis Problems

The analysis of 2D or 3D images of humans is a main research topic in pattern analysis and computer vision. Applications exist, or are forecast, in a number of areas such as identity verification, natural man-machine interfaces, surveillance, forensics, sport performance enhancement, medical diagnosis and treatments.

Special attention has been devoted to the images of hands ([175], [122]) and faces, the tools of most human-environment interaction. In particular, the human face is by far the part of the body which conveys most information to human beings, and thus potentially to computer systems ([108], [120]). Such information includes identity, intentions, health and emotional states, attractiveness, age, gender, ethnicity, attention and personality traits. In several cases the analysis of this information is a multidisciplinary problem, involving areas of computer science (such as pattern analysis and computer vision), human science (such as psychology, behavioral and cognitive sciences), and medicine.

At present, the most studied and successful application of face image analysis is identity recognition or

confirmation ([26], [178], [170], [97]). For expressionless faces, the problem is essentially one of 3D object recognition, at least on short time intervals. Unrestricted identification may require the analysis of additional elements such as expressions and aging, involving much more complicated face models and a multidisciplinary approach.

Other face analysis problems are intrinsically multidisciplinary and strictly related to human sciences and medicine. The most important are estimating age and modeling face aging, capturing and understanding human expressions, and analyzing face attractiveness. Face age synthesis and estimation, surveyed in [59], has possible application in entertainment, forensics, security controls, and cosmetology. Computer analysis of human expressions is a much studied problem. A currently well-established application is *capturing* human expression in order to animate the faces of virtual characters for entertainment or to reduce video-transmission bandwidth. A much more challenging problem is *interpreting* facial expressions, *i.e.* mapping expressions onto emotional states ([46]). One difficulty is that there is no full agreement in psychophysiology about a model of the human emotions and of their effects on facial features ([128], [53]). The computer analysis research in this area has been surveyed in ([177], [120], [128], [53]). Today, research is mostly focused on *affective computing*, *i.e.* investigating new affect-sensitive paradigms of man-machine interaction.

The computer analysis of face attractiveness is an emerging research area. What produces the human perception of beauty is a long standing problem in human sciences and, more recently, in medical areas such as plastic surgery and orthodontics. In the last few decades, several thousand papers and books on this subject have been published. A survey of the recent research on attractiveness in human sciences can be found in [89]. The researchers involved in these studies are *social and developmental psychologists* (in relation with the effects of attractiveness on human interaction), *cognitive psychologists and neuroscientists* (which investigate the mechanisms we use in assessing attractiveness) and *evolutionary psychologists and biologists* (which study the connection between the morphological characteristics connected with facial attractiveness and other human qualities such as health, fitness and, based on Darwin's theories of natural and sexual selection [35][36], reproductive value; these works are surveyed in [63][99]). The human perception of attractiveness is also related to face identification. Experiments have shown that the recognition rate is better for attractive and ugly faces, and lower for attractively average faces [178].

Studying beauty with pattern analysis and computer vision techniques is a relatively new research field. The purpose of this paper, which extends the preliminary material presented in [16], is to survey the rationale, techniques, results, applications, open problems and new possible lines of research in this emerging area. To the best of our knowledge, these topics have only been surveyed briefly before in [66].

The content of the paper is as follows. In Section 2, we summarize some results about facial attractiveness presented in human sciences and medical areas. Particularly relevant are the results showing that the perception of human beauty appears *largely shared by people different in culture, ethnicity and age, and thus supposedly data-driven*. These findings are a rationale of computer techniques attempting to emulate the human perception on the basis of objective facial features. In Section 3, we present the applications of automatic beauty analysis. In section 4, we briefly survey some issues relative to the representation of faces and the extraction of facial features. In section 5, we survey the recent research on computer beauty analysis, and in particular: i) relating attractiveness and facial features; ii) automatically assessing face beauty; iii) improving attractiveness of 2D face images or 3D face scans. Finally, in Section 6, we discuss new areas of research and the open problems.

2 Beauty in human sciences and medicine

2.1 Research on attractiveness: a short history

What is beauty? Philosopher, scientists and artists have debated the problem for centuries. A controversial long lasting question is, according to an often quoted sentence of the writer Margaret Wolfe Hungerford (1878), if “Beauty is in the eye of the beholder”, *i.e.* if beauty is purely subjective or not. Important personages, such as Immanuel Kant (1790), have supported the former thesis or, as David Hume (1741), the latter.

In any case, from ancient Greek culture to our times, no one denied the strong influence of beauty on human life. A number of recent studies, as well as everyday common experience, show that face and body harmony is extremely important in general social life ([24][4][47]). In a society that is virtually obsessed by beauty, looking unpleasant or different can deeply affect self-esteem and result in social isolation, depression and serious psychological disorders ([24][133][21][127][101]). Attractive people are also likely to be regarded as better than unattractive people in a broad social sense. For instance, experimental research shows that better-looking candidates are more likely to be hired than equally qualified but less attractive people ([104][77][30]). Thus, it is not surprising that more money is spent annually in the US on beauty related items or services than on both education and social services [4].

Beauty Canons

Since ancient times, the supporters of the objective and *measurable* nature of beauty have attempted to state *ideal proportions*, or *beauty canons*, for the human body and its parts. The Greek sculptor Polycleitus was the first to define aesthetics in mathematical terms in his “*Kanon*” treatise. He also pointed out the importance of symmetry in

the human shape. In order to define an aesthetically pleasing face, Marcus Vitruvius, a Roman architect, introduced the concept, still largely used in medicine and anthropometry, of facial trisection, or facial thirds, in which a face can be divided by horizontal lines passing through the hairline, the glabella, the subnasale and the menton (Fig. 1, left).




Fig. 1: Left: Facial trisection, as originally described by Vitruvius (c. 70–c. 25 BC). Right: Leonardo da Vinci's Male head in profile with proportions

Renaissance artists, such as Leonardo da Vinci, Leon Battista Alberti, Albrecht Duerer and Piero della Francesca, reformulated and documented the classic canons. (Fig. 1, right). The classic and neoclassic canons ([13][166][51][9]) have been used for centuries by sculptors, painters, and are a rough working guide for plastic surgeons. The same idea is at the base of some of today's beauty assessing techniques, which are merely based on geometric features computed from the position of 2D/3D facial landmarks.

The Golden Ratio

A long lasting idea, also stemming from the classic concept of ideal proportions, is the relevance of the *golden ratio* to facial beauty. The golden ratio is an irrational number, approximately 1.618, related to geometric entities, such as pentagons, and to mathematical entities, such as the Fibonacci sequence [100][44]. From ancient times, it has been used explicitly, or claimed later to have been used, by a score of sculptors, painters, architects and composers, ranging from Fidias to Le Corbousier, Dali, Mondrian and Bela Bartok, to construct aesthetically attractive shapes and even sounds [100]. Nowadays, the idea of a universal standard of beauty based on the golden ratio (Fig. 2) still has several supporters ([78][95][136][146]). Marquardt derived a facial mask summarizing the ideal proportions, an idea that received some support in the plastic surgery community ([78][12][86]). However, several experimental studies found little correlation between the asserted ideal proportions and the beauty scores given by human raters ([84][73][10][149][106]). For instance, it was found that patients who were considered to be more attractive after orthognathic surgery were equally likely to move away from or towards the

golden proportions [10] and a wide range of cephalometric values was found in a 3D research on professional models [115].

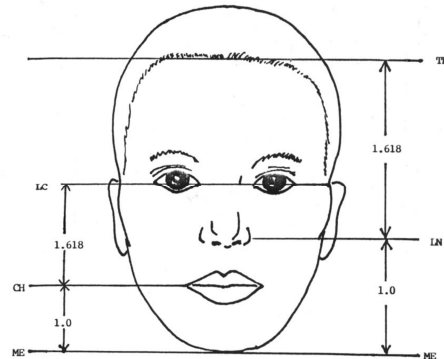


Fig. 2. The proportions of the face and the golden ratio

Face morphometry

Morphometric studies have been carried out in anthropology and medicine to find typical measures of facial or body features for different age, sex and ethnicity groups. In the 18th and 19th centuries most measurements were relative to bones and skull. Recently, due to the pressure of plastic surgery, the focus of these studies has moved toward the analysis of elements relevant to attractiveness, and consequently toward soft tissue morphometry. The attention has also shifted toward the soft tissue proportions in dentofacial orthopedics ([140][131]).

Face soft-tissue morphometry has been investigated in particular by Farkas ([49][52]), who proposed hundreds of possible facial measures and proportion indices, whose average values have been experimentally determined for several populations and compared with some of the classic canons of beauty ([13][166][52][38]). Several morphometric studies have been aimed at investigating the shape of beautiful faces ([148][147][115][50]). For instance, in [148], the comparison of the 3D scans of geometric features extracted from 71 normal young Italian women and a group of 24 beautiful women in the last stages of a beauty competition pointed to some differences between normal and beautiful faces, such as a larger facial upper third and a smaller lower third for beautiful women. A few studies analyzed as well the contribution to attractiveness of facial details, such as young adults' 3D lip shape ([55]), eye obliquity ([65]), eyebrow shape ([54]) and periorbital zone ([167]).

In this section we present some result relevant to the computer analysis of attractiveness, and in

particular to the construction of computer systems able to emulate the human perception of attractiveness. Three kind of results support the thesis that the human perception of attractiveness is largely shared and appears to have a biological, “hard-wired” basis.

- A large number of empirical tests showing high beauty rating congruence over ethnicity, social class, age and sex;
- Brain activity patterns due to explicit attractiveness judgments, showing a strong correlation with beauty and ugliness;
- The apparently innate capability of young babies to appreciate attractiveness.

Cross cultural consistency of beauty judgments

A large number of experiments, based on various groups both of human raters and subjects, investigated the cross-cultural consistency of the judgments of attractiveness. For instance, Pearson correlations greater than 0.9 were obtained in [33] for groups of Asian, Hispanic, Black and White Americans, male and female, both as subject and judges. Similar close agreements were obtained with Greek men as subjects and European and Asian females as raters [157], male/female White and Cruzans (Native of the Virgin Islands) as raters and Cruzans as subjects [103], Asian-American and Caucasian female [168], South African and American males and females [114], and Black and White judging males and females of both groups [32]. Other experiments used synthetic faces, [125][124], once again obtaining cross-cultural congruence of judgments between Japanese and Caucasian. In addition, high correlation of intra-class ratings between different professional groups was recorded. For instance, in [87], the correlation of ratings of clinicians specialized in orthodontics and normal hospital clerks was, on average, 0.73 for female subjects and 0.93 for male subjects, with a significantly higher correlation between ratings of professional evaluators. The temporal consistency of raters was also tested. An overall correlation between ratings given at 4 weeks interval was on average 0.86 for female and 0.83 for male subjects, and, again, significantly higher for professional groups.

The conclusions of these and many other empirical studies is that substantial beauty rating congruence exists over ethnicity, social class, age, and sex. Beautiful faces of different groups can have quite different shapes, but they are largely recognized as beautiful by individuals of other groups. Furthermore, it has been found that rating congruence is stronger for very unattractive and very beautiful faces ([125][67]), in agreement with the analysis of brain activity patterns. These findings, although very largely shared, are in part contested in [72], where the thesis is that, due to systematic misinterpretation of experiments, individual tastes matter almost as much as shared tastes.

Brain activity patterns

An important result in psychophysiology and neuropsychology is the detection of the brain areas where the assessment of facial beauty is processed. Activity patterns related to an *explicit attractiveness judgment* of 2D face images have been measured with MRI (Magnetic Resonance Imaging) techniques and correlated with the beauty score of the faces. Brain patterns showed a non-linear response profile, with a greater response to highly attractive and unattractive faces. In addition, the response is greater for beautiful faces of the opposite sex ([174][2][76]). These experiments have been substantially confirmed using near-infrared spectroscopy (NIRS) [111] and event-related brain potentials (ERP) [141]. These results, although preliminary, are important, since they confirm those of the previous section, and could supply in perspective “objective” measures of the intensity of the perception of attractiveness, without the need of marks and scales whose levels are necessarily ill defined.

Very young babies prefer beautiful faces

Another empirical finding seems to indicate that appreciating beauty is an innate, “hard-wired” human capability. Newborns were found able to distinguish between faces previously rated as attractive or unattractive by adult raters analyzing the time spent by the babies in looking at each face ([91][139][42]). These preferences are not likely to have been produced by stereotypes of contemporary culture, contrary to those shown among children toward their peers from 3 or 4 years of age [41].

3 Applications of machine beauty analysis

The ability of automatically ranking attractiveness, and *suggesting* how to improve the attractiveness of a particular face, are at the basis of many applications in scientific, professional and end user areas. Some of these applications, as other face analysis applications such as identifying emotional and health states, could raise ethical concerns.

Human sciences. Much research in human sciences requires rating face attractiveness. Automatic ratings can avoid using human panels, cumbersome to set up and manage.

Social life. Several Internet sites already offer beauty ranking, or beauty ranking programs. Choosing the best photographs for home albums, social networks or personal Web sites, are possible applications in this area.

Professional applications. Include automatically retouching and deblemishing images for advertising, magazine covers, motion pictures and special effects, preparing professional portfolio or CVs, and screening applicants for specific jobs such as entertainment and modeling where attractiveness is a basic requirement.

Selecting make-up and hairstyle. We have underlined the large amount of money currently spent for improving female attractiveness. Then, applications able to suggest make-up and/or hairstyle not only fashionable, but also fitting a particular face, could be very successful.

Supporting plastic surgery and orthodontics. A large number of papers on facial attractiveness have been published in plastic surgery and orthodontics journals. Several computer tools for treatment planning have been proposed, able to present images of possible outcomes in 2D [119][132] or 3D [61][94][93], taking into account to some extent surgical constraints ([119]). How to manipulate the face images, as well as the evaluation of the results, is currently left to the surgeon's judgment. Beauty analysis programs able to evaluate the different simulations or even to suggest how to enhance the attractiveness of a particular patient, would significantly enhance planning effectiveness.

4 Face feature extraction and the face space paradigm

In this section we will briefly review some concepts related to face image analysis that are also relevant to the case of attractiveness analysis.

Holistic and feature based facial data. The computer approaches to facial feature extraction can be roughly divided into *holistic* and *feature based*. Both approaches are aimed at extracting, for a given problem, the most useful data from the huge amount of information provided by 2D images or 3D scans. The difference is that holistic techniques perform an automatic extraction of the data, usually from the whole face, on the basis of some general rule (PCA, LDA, Gabor wavelets, etc.). The precise meaning of the data obtained, a complex combination of the original image data, is not intuitive, and difficult to relate to the usual facial features. In the feature based approach the significant features are selected *a priori* (e.g., nose width, intraocular distance). The meaning of these features is clear, but elements relevant to the particular problem could have been overlooked. In human science area, the same terms *holistic* and *feature based* have been used by perceptual psychologist experimentally investigating the relative relevance to human perception of the whole face and of its parts. ([155][169]). Anyway, both types of data have been used in computer attractiveness analysis.

Finding relevant facial features. Automatically finding the prominent features of the face, like nose tip, eyes, and the related keypoints or landmarks is a preliminary task in most face attractiveness research. It is required not only by feature based approaches, but also by holistic techniques, for image alignment and scaling. In the 2D scenario,

although there is room for further improvements, recent research is effective in dealing with changes in lighting conditions, facial expression, pose and orientation and the presence of artifacts like spectacles, hair, beards and moustaches ([8][31][105][137][161][176]). References to more seasoned approaches can be found in the surveys [26][178][177][53][121]. While a comprehensive 3D survey is still lacking, references to the principal techniques can be found in [3][19][142].

The face space. A useful tool for face analysis applications is the “face space” paradigm, used in both human science, for modeling human perception, and in computer analysis. In the computer science area it was first introduced in [150]. The general idea proposed was that, after proper normalization, the pixel array of a face image can be represented as a point, or a vector, in an image space. The same concept applies to other 2D or 3D face data spaces, such as depth maps, 3D textured points and deformable faces. A vast portion of vectors in these spaces does not represent faces. Human faces, constrained by symmetry and general structure, belong to a manifold, called the *face space*, or *face manifold*, whose dimensionality is much lower than that of the representation space, but whose shape is highly nonlinear [97]. Investigating the properties of the face space in relation with various face analysis problems requires techniques referred to as *manifold learning* ([156][164][39][163]). The relation of manifold learning with computational attractiveness will be discussed in more details in Section 6.

Human science researchers, and perceptual psychologists in particular, suggest, in the perceptual face space, norm-based models ([162][63]), where each face can be described encoding its differences from a prototype face, obtained as the average face. Such representations have been used for modeling the perception of identity ([135]), expressions ([116]) and attractiveness ([129][130]). Since computer face models, such as that of Blanz and Vetter [15], are currently used to populate the perceptive face space, and various quantitative techniques such as MDS (multidimensional scaling) are applied to data analysis, the ideas of face space of computer scientist and psychologists are currently converging ([129], [25], [74]).

5 Computer-based beauty analysis

The recent papers on attractiveness that make use of image processing, computer vision and pattern analysis techniques surveyed in this section are divided into three main groups:

- papers aimed at relating attractiveness to general facial features, such as texture, shape, symmetry, averageness and sexual dimorphism;
- papers essentially proposing automatic beauty rating systems aimed at emulating human judgment;

- papers describing techniques to beautify 2D or 3D face images.

5.1 Relating attractiveness to general facial features

Shape and texture

Shape and texture convey different information and several studies have been aimed at investigating their relative relevance to attractiveness. It should be observed that facial texture also supplies to the human vision system 3D shape information, since reflected light also depends on the surface normal. In [56], different skin textures obtained from photographs of 169 women were applied to a common 3D face model and rendered with the same illumination in order to (partially) decouple texture from original shape. Experiments showed that the 3D models textured with the images of younger subjects were rated as more attractive than those textured with images of older subjects. Several other results support the importance of skin color texture for attractiveness [57][80], especially in intersex evaluation, a thesis also put forward by Darwin [36]. An interesting, although obviously extreme, example of the importance of texture is reported in Fig. 3, where the same 3D surface can completely change its 2D appearance when different textures are applied. In any case, we recall that both the textures retain clues of the original 3D shapes.

A consequence of these findings is that simply relying on *geometric* dimensions related to landmarks appears insufficient for a full attractiveness analysis. This also questions the effectiveness of canons or golden ratios as efficient beauty predictors ([48], [144]).




Fig. 3: Different textures on the same 3D shape (Courtesy of Bronstein et al, Int.J of Comp.Vision, 2005)

Symmetry and averageness

According to evolutionary theories, symmetry may reflect the potential of an individual's genome to resist

disease and maintain normal development in front of environmental perturbations, thus being a potential element of sexual mating selection [126][153]. A pioneer in these studies was Sir Francis Galton, Darwin's cousin, who in 1879 created photographs where the images of different faces were superimposed ([60]). Today researchers use image processing techniques to find the sagittal (symmetry) plane, locating facial landmarks, measuring asymmetry, and creating artificial symmetrical, morphed and average faces.

Faces are more or less asymmetric around the sagittal plane (see Fig. 4). Usually, their Total Asymmetry (TA) is decomposed into a Fluctuating Asymmetry (FA), concerning random deviations, and a Directional Asymmetry (DA), involving a significant bias of the symmetry distribution towards the left or right side ([165]). DA asymmetries can be estimated as the average of squared distances between mirrored left and right corresponding feature points, and FA as the average variation on the average. The effects of measured asymmetry on attractiveness perception have been investigated in several experiments ([79][27][107][134][90][153][126]), comparing human ratings for original and symmetrized male and female faces. Low degrees of asymmetries do not seem to affect attractiveness and some research even found a negative correlation between symmetry and attractiveness [153].

The effect of averageness on attractiveness perception is a much studied problem, but the results presented are controversial. According to theories of evolutionary biology and cognitive psychology, evolutionary pressure operates against the extremes of the population, and average facial prototypes should be preferred by conspecifics ([11][154][92]). In [92][62][14] composite or average 2D face images were created by normalizing the eyes and mouth position of frontal images and averaging their pixel values (as in the examples in Fig. 5). The images were then rated and their ranks compared with those of the original faces. The results are controversial. For female faces, the ratings of composite faces were better than those of the original faces. However, as pointed out in [14] and [5], composites are more symmetrical and fairly free of facial blemishes. For male faces, composites were found to be less attractive than normal faces ([62]). A possible reason is that the most sexually attractive male faces are those that show strong features (e.g. wide jaw), which are perceived as dominance indicators and resistance to parasites ([83][71][180]).

In [179], using the 2D normalized positions of 68 landmarks, the average face of about 500 samples was computed. Then, each test face was warped both toward and in the opposite direction of the average face. Human raters preferred faces closer to the average face, and moving faces far from the average towards the mean point was found to be an effective beautification technique [28]. However, this result is questioned by [5] and [125], according to which average faces are attractive, but very attractive faces are not average. Attractive composites were found more attractive by exaggerating the shape differences from the sample means ([125]).

A 3D analysis of the influence on attractiveness of averageness of both 3D shape and 2D texture, using the Blanz and Vetter morphable model technique [15], is described in [118]. The head shapes and the face textures of 100 young adult males and females were separately averaged, and artificial face images were created in two different ways, first by texturing the individual heads with the average texture, and then morphing individual textures onto the average 3D head. Renderings of the original, the texture-normalized and the shape-normalized 3D models were rated by a human panel, showing higher attractiveness scores than those of original faces for texture-normalized and even higher for shape-normalized images.



Fig. 4: Effects of symmetry: original face, left and right symmetries




Fig. 5: Averaging faces improves (female) attractiveness (for each row, the rightmost image is the average of the two images on the left).

Sexual dimorphism

Sexual dimorphism is the difference in facial features due to sex. While there is widespread agreement in human science that for female faces femininity is attractive, contradictory results have been presented for male faces (see [138] for a list of relevant papers). However, some recent papers using computer techniques provide results which appear to clarify this controversial point. In [145] 2D faces were morphed from masculinity to femininity according to the eigenvectors, derived from 128 facial landmarks, more significant for sexual

dimorphism. The attractiveness of a set of male samples rated by a human panel was found not related to masculinity. On the contrary, significant negative correlation was found for a set of female samples. In addition, the skin color was significantly correlated with male attractiveness, showing the different role of shape and texture as attractiveness clues.

A further investigation ([138]) was performed in a densely populated 3D face space with 50 dimensions, 25 related to shape and 25 to surface reflectivity. The ratings of four thousands synthetic male and female faces were used to build a non linear attractiveness regressor, which showed predictions in agreement with the human panel. Using as the sexual dimorphism direction the vector joining the average male and average female faces, i.e. the direction of masculinity, or, equivalent, as the opposite vector, i.e. the direction of femininity. The gradient of female attractiveness was found to be almost parallel to the direction of femininity, while for male the direction was almost orthogonal. A further analysis, carried on separating shape and reflectivity, showed that for female the gradients due to both features pointed to the direction of femininity, while for male the reflectivity components pointed towards masculinity and the shape components towards femininity. This finding might explain the contradictory effects of masculinity on male attractiveness reported in previous work.

5.2 Assessing beauty

Several papers have been aimed at automatically rating face attractiveness. Since these systems compute a single attractiveness score, their purpose, even if not explicitly stated, is to approach the *average* score supplied by human raters, or in other words, the “average” beauty. Till now, little investigation on personal preferences is reported ([173], [6]).

The general approach is: i) collecting a training set of images rated for attractiveness by human panels, ii) extracting from the images, with various techniques, data relevant to attractiveness, and iii) using this data to construct an automatic rater, which is then compared on a test set with human ratings, assumed to be the ground truth.

Attractiveness estimation in principle can be considered as a *classification* or a *regression* problem. Human raters are asked to rate face attractiveness with some integer number. Each number can be considered as the *label of a class*, thus making attractiveness estimation a classification problem. Classification *accuracy* can be estimated as the percentage of the test samples assigned to the classes chosen by human raters. Since usually, the attractiveness ratings of the human judges are not coincident, the ground truth class is the average or median score. Accuracy of estimation can be also evaluated as the Pearson correlation between automatic and human ratings over the test set,

or as the Mahalanobis distance between ground truth and predicted class.

On the other hand, the beauty level can be seen as the *dependant variable* of some kinds of *regression*, where the feature vector components are the independent variables. Accuracy can again be evaluated as the correlation with human ratings or through the coefficient of determination R^2 . The relevance to attractiveness of the different features used can be studied in various ways, such as evaluating the explanatory power of independent variables, or testing the correlation with human judgment of different variable sets.

In the following discussion, the approaches presented have been divided into three groups. The first two are the approaches working with a relatively small dataset and based on, respectively, geometric, holistic or mixed features. The last group includes the approaches working with large datasets collected over the Internet.

Most relevant data on several of these papers are summarized in Table 1, namely:

- dataset used
- score levels, i.e. levels of attractiveness used by human raters
- number of raters
- facial feature used
- classification/regression techniques
- validation method (training and test sets)
- comparison with human raters

Some papers also present analyses of the rating consistency. For instance, in [67], using a ten point scale, a standard deviation of 1.6 was found for the average ratings distribution on a particular subject. Lower spreads resulted for high and low marks. In [82], an average correlation of 0.92 was found by dividing at random many times the ratings into two groups, and similar results were obtained in [45]. The consistencies are in good agreement with those found by human science researchers and reported in Section 2.2.

Small data-bases: geometric features

Several researchers used purely geometric features, based on the automatic or manual identification of facial landmarks. Some of such facial beauty scoring systems ([1][67][68][48]) rely on a set of ratios between landmark distances to first describe a face in the face space and then infer the score of a new image, showing a significant correlation between automatic and human scores. The relation of these ratios to the age, ethnicity, gender and sex of the referees and some classical beauty canons was also analyzed. For instance, in [68] it was found that female scores are likely to be higher for male faces and that vertical face proportions play a more significant role than horizontal proportions. In [48], the authors reported that the faces obtaining the top scores did not respect the

Golden Proportions and, in [144], neither classic geometrical rules nor symmetry were found to be effective beauty predictors.

Other approaches, such as [81] and [102], relied on geometric facial measures only. Some feature dimensions, such as lower lip thickness, were found in [81] to be positively associated with attractiveness, while others, such as nose size, negatively. However, the results obtained were not fully consistent across different contributive analysis algorithms. In [102], it was also found that, classifying images into 4 categories, the highest attractiveness level reached very high accuracies (96.8% correct classification with respect to ground truth scores) and the other levels a lower or much lower one, which relates with the highest labeling confidence of human raters towards highly attractive and unattractive faces.

Small data-bases: mixed or holistic features

Other attractiveness rating approaches used data extracted with holistic or mixed techniques. Skin textural characteristics and geometric features were used in ([82]), eigenfaces, geometrical distances, hair colors and skin smoothness in ([45]), Gabor features, eigenfaces and geometric features in ([29]), data extracted with PLS (Partial Least Square analysis) and geometric techniques in ([22]), eigenfaces obtained with both PCA and KPCA in ([160]), and shape and reflectivity data in ([138]).

The results presented in these papers about the relative relevance of geometric, textural and holistic attributes to attractiveness are rather controversial and do not contribute a shared view about this point. Geometric based beauty prediction performed better than holistic in [45] and texture based in [22], while textural features outperformed geometric ones in [29]. The integration of features of different natures, textural and geometric, provided better accuracies than the individual features ([45] [29]). Some attempts to analyze the relative relevance of data extracted with holistic techniques were performed. In [45], it is reported that the eigenfaces showing higher significance for the human attractiveness ratings do not correspond to the highest eigenvalues, providing a general description of hair and face contours, but to the intermediate and smaller ones, which contain clearer details of facial features like nose, eyes and lips. On the contrary, the PLS factors found more relevant in [22] appeared related to averageness, symmetry and sexual dimorphism.

Internet collected images

Several researchers have attempted to use larger training databases, collecting images from the Internet. In this case, a major challenge to face is related to the large variability and low quality (i.e., different resolutions, orientations, illuminations and expressions) of the images used. Another relevant issue is obtaining human ratings

for such a large numbers of images. To solve this problem, researchers often relied on images taken from *hotornot.com*, a site that allows users to rate, on a 10 point scale, the attractiveness of photos submitted voluntarily by others. In particular, a selection and rectification of the best images between 30.000 rated samples downloaded from this site, was performed and described in [172] This set, contains 2097 female and 1527 male images and, among the others, was also used in [37] for constructing an average face model that evolves as a function of attractiveness score and allows to analyze the differences of the facial traits at different beauty levels.

As for small databases, different approaches to assessing attractiveness have been proposed, often resulting in contrasting findings. In [152], geometric ratios and eigenfaces were experimented in different classifiers, showing a better accuracy for eigenfaces. Different data, including eigenfaces, edge information and data extracted by various layers of local filter banks were used in [64] to train various regression models. Top correlation with the attractiveness scores was obtained using multilevel filter banks, outperforming by far eigenface results. Another study on female face portraits ([34]), analyzed different facial features (i.e. geometric features, color characteristics, and non-permanent traits as make-up and expression) and photographic aesthetics (i.e., image format and resolution, illumination and so on). Face shape and clues of the person's weight and baby-faceness were found more relevant than non-permanent traits, while image quality was marginal.

In [173], rather than attempting to develop a "universal" attractiveness predictor, the authors tried to build an automated scoring system for learning the personal preferences of individual users from their ratings of a set of example images. Eigenfaces, Gabor filters, edge orientation histograms, and geometric features were used to train a SVM regressor. However, results were not particularly promising, with a top average Pearson correlation with human scores (0.28) obtained with Gabor filters. A similar approach ([6]), based on a combination of geometric and textural features, attempts to learn the personal relative ranking of facial attractiveness, i.e. sorting a set of faces in order of perceived attractiveness rather than assigning a beauty level to an incoming image. Results are in good agreement with users' personal taste.

| Small - Geometric | | | | | | | | | | |
|-------------------------|---|--------|-------|-------|--------------|----------------------------|--|--|---|--|
| Technique | Database | | | | Score levels | Panel size | Facial features used | Classification technique / beauty predictor | Validation method | Accuracy |
| | size | gender | expr. | color | | | | | | |
| Arabi 2001 [1] | 80 | F | N | N | 4 | 12 | 8 ratios of inter-landmarks distances | Modified KNN (using a weighted Euclidean distance) | Training 40, testing 40 | 91% of correct classification for images where features have been accurately identified, much lower when localization errors are present |
| Gunes 2004 [67] | 215 | F | N | N | 10 | 48 | 13 ratios of inter-landmarks distances | Decision Trees, Multi-Layer Perceptron, Kernel Density Estimation | 10 fold cross validation | Accuracy defined in terms of the Mahalanobis distance between ground truth and classification results. Values in range [0.683, 0.854] according to the classifier (but always less than a class) |
| Gunes 2006 [68] | 215 | F | N | N | 10 | 48 | 13 ratios of inter-landmarks distances | C4.5 | a) Training 165, testing 50 b) 5 fold cross validation | Accuracy defined as in Gunes 2004 [67]. a) Average Mahalanobis distance = 0.964 b) Average Mahalanobis distance = 0.920 |
| Schmid 2008 [144] | 452 | F/M | N | N | 10 | 36 | 78 variables (ratios of feature dimensions, symmetry data, closeness to neoclassic canons) | Regression analysis | N/A | $R^2=0.243$ for the complete model with 78 variables $R^2=0.1923$ for an optimized model containing only 16 predictor variables |
| Fan 2012 [48] | 545 | F | N | Y | 9 | 30 | 21 geometric ratios, reduced with PCA to 4 feature variables | Non linear regression | 432 for training, 113 for testing | $R^2=0.6463$ |
| Joy 2006 [81] | 88 | F | N | Y | N/A | N/A | 17 inter-landmarks distances | Artificial Neural Networks | 8-fold cross validation | 86% of correct classification |
| Mao 2009 [102] | 510 | F | N | N | 4 | N/A | 17 geometric features | SVM and C4.5 a) 4 class classification b) 2 class classification (class separation given by the median of all scores) | 75% (383) for training, 25% (127) for testing | a) on average, 77.9% (higher on highest attractiveness level, lower or much lower on other ones) b) 95.3% |
| Small – Mixed /holistic | | | | | | | | | | |
| Technique | Database | | | | Score levels | Panel size | Facial features used | Classification technique / beauty predictor | Validation method | Accuracy |
| | size | gender | expr. | color | | | | | | |
| Kagian 2008 [82] | 91 | F | N | Y | 7 | 28 | 6972 geometric features reduced to 90 by PCA, + 8 non geometric data (related to asymmetry, smoothness, color of selected areas) | Linear regression | Leave-one-out cross validation | 0.82 Pearson correlation |
| Eisenthal 2006 [45] | Set 1: 92 (low quality) Set 2: 92 (high quality) | F | N | N | 7 | 28 for set 1, 18 for set 2 | Two feature sets: 1) 37 geometric feature + indicators for symmetry, smoothness, hair color; feature variables were decorrelated with PCA 2) selected eigenfaces | Two experiments: a) classification in two classes (attractive-unattractive, as upper and lower 25% of samples) with KNN and SVM b) beauty predictor on 7 classes with KNN, Linear Regression (LR), | Leave-n-out cross validation, n=1 for KNN and LR, n=5 for SVM | a) from 68% to 86% of correct classification according to dataset, features and classification technique used b) correlation of 0.45 using representation 1 and 0.60 using representation 2. An hybrid predictor scores 0.65 as correlation |

| | | | | | | | | SVM | | |
|----------------------|--------------------------|--------|-------|-------|--------------|------------|---|--|---|---|
| Chen 2010 [29] | 100 | F | N | N | 10 | 18 | Gabor features, reduced by PCA, + Kagian 2008 features | Support Vector Regression and KNN, Linear Regression + Feature selection | Leave-one-out cross validation | 0.93 Pearson correlation (0.89 using Gabor features only) |
| Turkmen 2007 [160] | 160 | F | N | N | 2 | 50 | Eigenfaces (computed with PCA and KPCA) | SVM | Training 90, testing 70 | 82.5% correct classification with PCA, 88.75% with KPCA |
| Bronstad 2008 [22] | 74 | F/M | N | N | 7 | 102 | Partial Least Square, Geometric feature reduced by PCA | Perceptron | Leave-one-out cross validation | Pearson correlations PLS: 0.7 for female faces, 0.68 for male faces Geometric features + PCA: 0.78 for male faces and 0.61 for female faces |
| Said 2011 [138] | 4200 (synthetic) | F/M | N | Y | 9 | 40 | 25 shape and 25 reflectivity features, both computed with PCA | Non linear regression | 4000 training, 200 testing | $R^2=0.79$ for female faces and $R^2=0.84$ for male faces |
| Internet DB | | | | | | | | | | |
| Technique | Database | | | | Score levels | Panel size | Facial features used | Classification technique / beauty predictor | Validation method | Accuracy |
| | size | gender | expr. | color | | | | | | |
| Sutic 2010 [152] | Set 1: 136 Set 2: 200 | F/M | Y | Y | 10 | > 50 | Set 1: 25 geometric ratios Set 2: an unspecified number of eigenfaces | Classification with KNN, Neural Networks, AdaBoost in two experiments: a) 2 class classification (class separation given by the median of all scores) b) 4 class classification (boundaries are quartiles of all values) | Set 1: 70 for training, 30 for validation and 36 as test set. Set 2: 100 for training, 100 for testing | a) 67% correct classification in the best case (KNN with eigenfaces) b) 33% of correct classification with KNN (the feature set was not specified) |
| Gray 2010 [64] | 2056 | F | Y | Y | N/A | 30 | Eigenfaces, multiscale single layer local filters, single and two-layer local filters | Regression model Note: score levels are continuous, recomputed from pairwise ratings | 1028 for training, 1028 for testing | Top correlation with recomputed ratings: 0.458 for multiscale model |
| Dantcheva 2011 [34] | 325 | F | Y | Y | 10 | > 50 | Landmark locations, geometric ratios, geometric features, expressions, non-permanent traits image attributes | Multiple regression | 260 for training, 65 for testing | 0.77 Pearson correlation |
| Whitehill 2008 [173] | 2000 | F/M | Y | N | 4 | 8 | Gabor features, eigenfaces, geometric features, Edge Orientation Histograms (EOH) | ϵ -SVM regression | 5 fold cross validation on the dataset chosen by each rater | 0.28 correlation with personal preferences using Gabor features, 0.26 with PCA, 0.24 using EOH, while geometric features scored only a 0.08 correlation |
| Altwaijry 2013 [6] | 200 | F | N | Y | N/A | 60 | Geometric features, HOG, GIST, $L^a \times b$ color histograms, eigenfaces, SIFT, Dense-SIFT reduced with PCA | Rank learning based on a modified SVM approach | 160 training, 40 testing | 63% accuracy, obtained combining all features except eigenfaces. |

Table 1: A summary of the assessing beauty approaches described in Section 5.2. For each technique, the table shows some information about the DB used (number of images, gender of the depicted individuals, female (F) or male (M)), presence of expressions, (Y)es or (N)o, color images available, (Y)es or (N)o, number of score levels used by raters, number of raters of the Human Panel, and short description of the features used, the classification or regression algorithm, its validation method and results achieved.

Discussion

In general, the computer scores presented appear to relate fairly well to human average scores, and interesting results have been obtained, mainly with regression techniques, on the relevance to attractiveness of particular facial features. However, some comment on the limits of these studies should be made.

- *Experiments are not comparable.* Most papers, excluding some research based on the same Internet images, use test sets not only shot in different conditions, but containing different individuals rated on different level scales by different panels. Even if the last point could be not very relevant, given the asserted consistency of human ratings, accuracies are not comparable, even if the same measure of accuracy is used. It follows that it is also very difficult to evaluate the relative merits of the various classification or regression techniques and of the features used. Also observe that the same face analysis program with the same accuracy measure could supply *very different results* by only changing the individuals of the test set. Consider Pearson correlation for instance. Since consistency of human judgment has been found to be low for average faces, and high for very beautiful or very ugly faces, a test set with many average faces would produce for these faces “noisy” judgments, and thus lower correlation than a test set containing mostly extreme cases. Similar arguments apply to other figures of merit. It should also be noted that, due to this and other reasons, not only the accuracy measures, but also the usual statistical significance tests presented by some authors have a rather limited meaning. Finally, it could be interesting to observe that problems due to heterogeneous databases also affected the first research on expression analysis, as stressed in [121].
- *Panel scores are intrinsically “noisy”.* A limit to computing the “average” beauty score is the “noisiness” of human judgments. This is due to not only to human preferences, but also the ill-defined meaning of the various levels of the scales of beauty. This also shows that the computer analysis of individual preferences is not easy, since their effects are difficult to tell from those due to ill-defined beauty levels.
- *Test sets lack beautiful faces.* The lack of faces rated at top beauty levels is a problem that affects most of the training and test sets used. In [82] seven attractiveness levels were used, but the top score was only 5.75 and in [22] only 4.77 for male and 5.02 for women, again on seven levels. In [144] and [102], to populate top beauty levels several movie actors were added to the database. Also observe that, where explicitly reported, as in [1] and [102], top accuracy is obtained for top beauty levels. Average attractiveness judgments are much more uncertain both for automatic and human ratings, in agreement with brain

activity patterns.

- *Most papers investigate female faces.* Most of the databases used contain only female images. As a matter of fact, according to various results presented in human sciences, such as those stating that qualities like averageness and symmetry are more closely related to female than male beauty, computer analysis of female beauty is likely to be easier than that of male beauty.
- *Training sets are too small.* As already mentioned, results from human sciences point to a large number of beauty prototypes, especially for male faces. This is in agreement with the results presented in [45], where the accuracy of classification is reported to increase without saturation with the cardinality of the training set. It seems that most training sets were too small, in particular for top beauty levels. Internet collected images, although potentially countless, are shot in uncontrolled orientation and lighting, thus image normalization, a necessary preliminary for most feature extraction techniques, introduces more “noisiness” into the process.

Concluding, given the above reasons and the fact that the material used were only 2D images, the research aimed at computing an average beauty score appears rather preliminary.

5.3 Enhancing attractiveness of face images

As discussed in Section 3, enhancing attractiveness is one of the most important application area of beauty analysis. Here we survey the papers aimed at improving the attractiveness of 2D images and 3D scans. Summary data on some of these papers are presented in Table 2.

2D images

One idea for automatically enhancing the attractiveness of 2D facial images, in agreement with the relevance of texture to attractiveness, is to correct face pixel colors. For instance, in [7] the authors describe a system aimed at beautifying face images by removing wrinkles and spots, while preserving natural skin roughness, using a bank of non-linear filters.

Another approach to 2D beautification uses geometric data to warp the image texture toward more attractive shapes. This approach is effective for beautifying faces by making relatively small changes, *without affecting the identity perception*, and it is aimed at professional retouching for preparing posters, magazine covers and fashion

photography services. A system based on this idea, working on frontal color photographs, has been presented in [96]. The application performs a face triangulation starting from 84 landmark points, obtaining a representative vector of 234 normalized lengths. The vector of the face to beautify is compared using various techniques with the vectors of the beautiful faces. These comparisons suggest how to warp the triangulation of the original face toward those of beautiful faces that are more similar to the original (see Fig. 6). The resulting face beauty scores show better results for beautification of female faces (the raters found all the modified female samples, but only 69 percent of the male samples, more attractive), probably due to their larger training set. Other 2D face images beautification systems using similar techniques are described in [109] and [151]. Similar ideas for reshaping the face and filtering its texture are at the basis of the commercial PortraitProfessional software.




Fig. 6. From left: feature points; face triangulation; original and beautified face ([96]). Observe that identity perception is not affected

3D scans

Three systems for *automatic* beautification of face 3D scans have been proposed, based on three different approaches. The system described in [85] attempts to enhance attractiveness by restoring local or global facial symmetry. Significant preference of human observers toward the symmetrized faces is reported.

Another system for the global enhancement of 3D scans is aimed not only at correcting asymmetry, but also to approach the proportions suggested by Neoclassic Canons, golden ratio and aesthetic criteria for the face profile ([98]). Human raters preferred the enhanced 3D faces in 78.33% of the cases. A result reported is that asymmetry correction is more effective than approaching frontal or profile ideal proportions, although it is their combination that produces the best results.

The previous systems perform a *global* 3D face warping and have possible applications in areas such as computer graphics and animation, avatar modeling, interactive 3D e-commerce, tele-conferencing and entertainment. However, other important application areas such as plastic surgery or orthodontics deal with real faces, and can only correct *locally* face features. A system for planning plastic surgery that automatically chooses the shape of the feature to be modified that aesthetically fits the patient's face best, is described in [18]. The basic

idea of the paper is that, in general, there is not a unique prototype of a beautiful facial feature (e.g. mouth, nose, chin), but there are different shapes that are perceived as attractive, depending on their integration with the rest of the face [94]. The system searches, in a database of beautiful faces and with anisotropic ICP, for the most similar scan, excluding the feature to modify. Then, it suitably applies the corresponding feature of the selected beautiful face to the patient's scan. Plastic surgery treatments, relative to chin, nose and mouth, have been simulated. Their evaluation by a human panel shows not only an obvious attractiveness improvement, but also that the more similar to the patient the database scan selected, the better its feature fits aesthetically. An example of simulated rhinoplasty is shown in Fig. 7.

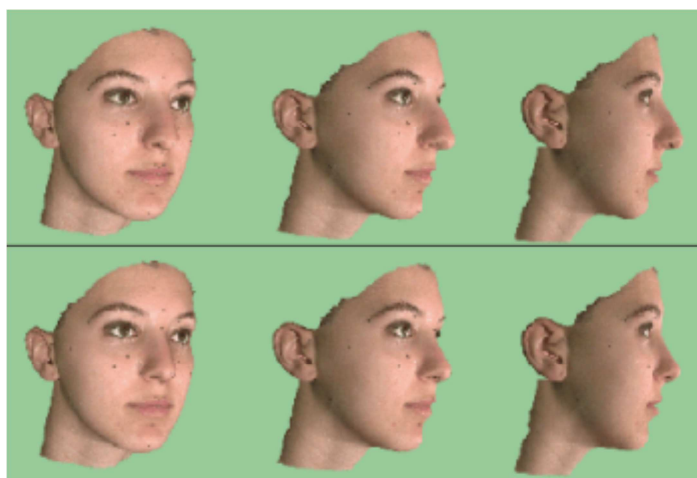


Fig. 7. Simulated rhinoplasty: original scan (upper row) and simulated surgery outcome (lower row)

| 2D approaches | | | | | |
|--------------------|--|--|---|------------|---|
| Technique | Approach | Reference DB | Face representation | Panel Size | Results |
| Arakawa 2006 [7] | Non linear digital filter banks, whose parameters are computed using genetic algorithms | N/A | N/A | N/A | N/A |
| Leyvand 2008 [96] | Face warping towards the beauty-weighted average of the K closer samples in face space | 92 female and 32 male | 234 lengths obtained from 84 facial landmarks | 68 | All female and 69% of male in the reference DB showed an attractiveness improvement (average improvement = 33%) |
| Melacci 2009 [109] | Face warping towards the distance-weighted average of the K closer samples in face space | 30 male and 30 female | Position of 49 landmarks | 20 | Test set: 75 male and 190 female. Attractiveness improvements on 74% of the test samples |
| Sun 2011 [151] | Face warping towards the most similar prototype; warping is controlled by a learned beauty decision function | 231 male and 156 female, from which 5 male and 4 female beauty prototypes were extracted | Position of 68 landmarks | 40 | Test set: 50 male and 50 female. Attractiveness improvements for 81% of female samples and 77% of male samples |
| Guo 2009 [69] | Cosmetic transfer from one subject to another. | N/A | N/A | N/A | N/A |

| 3D approaches | | | | | |
|----------------------|---|--------------|--|------------|--|
| Technique | Approach | Reference DB | Face representation | Panel Size | Results |
| Kim 2009 [85] | Local and global symmetry enhancement of 3D scans | N/A | Polygonal mesh and 19 facial landmarks | 35 | All the 3 global and 24 local refinements were preferred, at different levels, by raters |
| Liao 2012 [98] | Local and global symmetrization and modification of facial proportions to approach neoclassical canons, golden ratio and profile aesthetic criteria | N/A | Polygonal mesh, with 57 manually annotated landmarks | 32 | Test set: 4 male and 15 female scans. 78% of the raters found the enhanced version more attractive |
| Bottino 2012 [18] | Local warping of selected facial regions to conform to that of the K closer beautiful samples | 36 female | Polygonal mesh, with 37 manually annotated landmarks | 312 | Test set: 26 samples. Attractiveness improvement in 68% of the cases |
| Scherbaum 2011 [143] | Automatic suggestion of the best makeup for a given face by transferring the makeup of the reference sample most similar to the incoming 3D scan | 56 female | Appearance image (a combination of geometric, textural and surface material information) | 146 | The closer match in the reference Db is indeed the one preferred by raters. Tests showed that the appreciation of the automatic makeups are similar to that of the professional makeups. |

Table 2: A summary of the enhancing beauty approaches described in Section 5.3. For each technique, the table presents a description of the approach, of the database of reference beauty samples used and of the features used to characterize a face, the number of raters of the human panel evaluating the attractiveness improvements and a short description of the results achieved.

Selecting make-up and hair style

The first approaches presented in this potentially very popular application area were aimed at merging an image of the subject with another image presenting a particular make-up/hairstyle. In [40] a system for automatically fitting a given hairstyle to a face is described. Another paper ([69]) deals with the automatic transfer of cosmetic styles from one face to another. However both the initial choice and the evaluation of the result are left to the user.

Scherbaum et al. [143] recently proposed a system that automates the task of choosing the make-up best fitting a given face using a learning-by-example approach (Fig. 8). The system relies on a reference database of 3D scans of 56 female faces without make-up and with a professional make-up. For each of these samples, its appearance (defined as the collection of geometric, textural and surface material information) and its make-up (the change of appearance after makeup) are computed. These data are then used to perform several operations, like determining the best fitting make-up for a new subject, make-up transfer, automatic rating of make-up and even the generation of the face shape best fitting a given make-up (which could be used for didactic purposes). Perceptual studies shows that the computer-suggested make-ups are appreciated by a panel of human raters as much as the professional make-ups.



Fig. 8: Computer-suggested makeup ([143]). Given the 3D scan of a subject without makeup, the system can either suggest a makeup (*suggested makeup*), or apply a user-picked makeup (*not-suggested makeup*).

6 Discussion: results obtained and open areas of research

The papers surveyed in the previous section show that, although interesting results have been obtained, fully understanding how attractiveness perception relates to various facial elements requires further work. Currently, several different elements of beauty have been investigated, but not yet combined in an overall framework. In particular, we do not have a clear picture of what characterizes very beautiful faces, which is of paramount importance for beautification applications such as supporting plastic surgery.

In the following subsections, we discuss some open problems and potential areas of research.

Local analysis of facial details could improve attractiveness analysis

Several of the reviewed papers analyzing or rating beauty are based on identifying facial landmarks and constructing some representative geometric feature vector. This technique appears convenient for capturing the general harmony of the face, a prerequisite of attractiveness, but facial texture and small details, important elements of beauty, are essentially lost. Holistic techniques appear better suited to capture the texture. However, neither usual facial landmarks nor holistic techniques are able to efficiently capture small shape details of particularly important areas, such as mouth and eyes. Detailed local analysis of particularly significant areas are considered important for other face analysis problems, such as face and intention recognition (see for instance [112]), and could substantially improve attractiveness analysis.

3D research is required

The papers surveyed are mostly based on 2D frontal images of individuals, sometimes monochromatic and of medium quality. Most of the 3D research performed used synthetic faces. In 2D images much valuable information

relevant to attractiveness is lost, for instance the exact 3D shape of the nose and the chin. Moreover, important applications, such as supporting plastic surgery, are *essentially 3D* and must deal with 3D face scans. We believe that significant advances in facial beauty analysis require research performed on 3D scanned faces, as in other face analysis areas. For instance, using very high resolution 2D images or 3D medium quality scans, the FRVT 2006 face recognition contest showed an increase of one order of magnitude in recognition efficiency compared to FRVT 2002 [58]. A review of the currently available 3D face databases, along with available information regarding scanning device, resolution, precision and annotations, is reported in [181].

Beautiful face databases should be constructed

Most automatic beauty rating systems, as well as those attempting to beautify faces, rely, for training or comparisons, on samples of faces rated at different levels of attractiveness. Therefore, a problem for effective 2D or 3D beauty research and beautification techniques is the lack of databases also containing such samples. In particular, few generic 3D face databases exist, containing relatively small numbers of elements. For instance, the 3D medium quality FERET 2006 database contained scans of 330 different subjects, while the 2D low resolution database contains images of 36,000 subjects. A further problem is that most of the subjects are of average attractiveness. Hence, in order to carry out further studies on attractiveness, 2D and 3D databases populated by faces rated at all levels of beauty should be constructed.

Assessing beauty: setting up a standard test protocol

As discussed in Section 5.2, it is impossible to compare the different approaches for automatically assessing beauty. Similar problems affected other face analysis applications. In the field of identity recognition, to compare identification accuracy it was necessary to set up the FERET contest, where a number of software producers volunteered to comply with a standard test frame. We believe that a necessary step forward in computational attractiveness is to set up a standard test protocol, based on a common database of samples rated on a common scale, including high quality 2D images and 3D scans. Anyway, this would not solve completely the problem, given the ill defined meaning of the scale levels.

Beauty analysis as a manifold learning problem

Most beauty analysis research and applications require an *adequate sampling* of faces rated for attractiveness, or samples of beautiful faces only. If the sampling is not sufficiently dense, these applications could fail, since the face

to rate or to beautify might fall in zones that are under-sampled or not sampled at all. This raises another problem: how many samples are required for an adequate sampling of the face space from the point of view of attractiveness?

We already noted that results of the 2D research hint at an under-sampling of the face space, in particular for very beautiful faces. We can forecast that sampling the 3D face space for beauty analysis could require a rather large number of samples. This appears in agreement with the idea of many beauty prototypes, which possibly form unconnected manifolds and span many populations of different age, sex, and ethnicity. Results such as those of Perret et al. [125] also point to the need of many samples in order to cover unusual but attractive faces.

The problem of the adequate sampling is part of the more general problem of *learning* the beauty related face manifolds. Manifold learning techniques have also been found useful for other face analysis, from identity recognition to human age estimation by regression in a low-dimensional subspace [70]. It should be observed that different face analysis problems refer to different manifolds in the face space. For instance, face identification deals with the manifolds relative to particular individuals. Determining ethnicity from faces deals with a few multi-individual manifolds that are likely to have low intrinsic dimensionality.

Analyzing the face elements relevant to attractiveness could be reformulated as the problem of learning these manifolds, i.e. understanding their Intrinsic Dimensionality (ID, [163]), and finding data reduction techniques able to transform the face space into a lower dimensionality subspace that preserves attractiveness distances. As for the ID of the face space, the results known are mostly related to the problem of identity recognition. ([110][123]). For the gender classification problem it has been estimated that the ID of the subspaces involved is roughly around 10/15 ([23]). Investigating attractiveness with manifold learning techniques is currently an almost open area of research. The only research reported concerns the ID of the manifolds of beautiful and unpleasant face profiles. The ID estimated was around 10 ([17]) and the discrimination of the two manifolds was effectively performed with data that was reduced to the ID with various techniques.

Considering expressions in attractiveness research

Up to now, most attractiveness research has been carried out on expressionless face images. However, the face is highly deformable and, in other well-established areas of human face image processing, e.g. face identification, the expressions, or the 2D and 3D changes in face geometry, have been considered very relevant. Recent research in human science have found that expressions are relevant to attractiveness perception too ([113][158]), although the results presented in these papers for male and female expressions are not consistent. Also the analysis of the

brain activity patterns has shown that attractiveness is affected by expressions ([117]). Then, extending computer attractiveness analysis to facial expressions appears a new promising area of research.

Studying dynamic beauty

Human attractiveness is also related to movements, since static and moving stimuli convey different types of information that can lead to different attractiveness ratings. Recent studies in human science dealt with the relation with attractiveness perception of body ([75]) and face motion ([88]). To the authors' knowledge, no sound attempts have been made yet to perform an automatic analysis of the attractiveness of facial movements.

ACKNOWLEDGMENTS

The authors would like to thank the anonymous reviewers for their valuable comments and suggestions to improve the quality of the paper.

References

- [1] Aarabi P, Hughes D, Mohajer K, Emami M, "The automatic measurement of facial beauty," IEEE Proc. Int. Conf. On Systems, Man and Cyb., pp. 2168-2174, 2004
- [2] Aaron I, Etcoff N, Ariely D, Chabris C., O'Connor E., and Breiter H.C., "Beautiful faces have variable reward values: fmri and behavioural evidence," Neuron, Vol. 32, pp. 537-551, 2001
- [3] Abate A., Nappi M., Riccio D., Sabatino G., 2D and 3D face recognition: A survey, Pattern Recognition Letters, Volume 28, Issue 14, 2007, Pages 1885-1906
- [4] Adamson P. and Doud Galli S., "Modern concepts of beauty," Current Opinion in Otolaryngology& Head and Neck Surgery, Vol.11, pp. 295-300, 2003
- [5] Alley T.R. and Cunningham M.R., "Averaged faces are attractive, but very attractive faces are not average," Psychological Science, Vol. 2, pp.123-125, 1991
- [6] Altwaijry, H.; Belongie, S., "Relative ranking of facial attractiveness," Applications of Computer Vision (WACV), 2013 IEEE Workshop on , vol., no., pp.117,124
- [7] Arakawa K. and Nomoto K., "A system for beautifying face images using interactive evolutionary computing," IEEE Proc.Int. Symp.on Intell. Sig. Proc.and Comm. Syst., pp. 9-12, Dec. 13-16, Hong Kong, 2005
- [8] Asthana, A.; Zafeiriou, S.; Shiyang Cheng; Pantic, M., "Robust Discriminative Response Map Fitting with Constrained Local Models," Computer Vision and Pattern Recognition (CVPR), 2013 IEEE Conference on , vol., no., pp.3444,3451, 23-28 June 2013
- [9] Atiyeh B.S. and Hayek S.N., "Numeric expressions of aesthetics and beauty," Aesth, Plast.Surg. Vol. 32, pp. 209-216, 2008
- [10] Baker B.W. and Woods M.G., "The role of the divine proportions in the esthetic improvement of patients undergoing combined orthodontic/orthognathic surgical treatment," Int. J. Adult. Orthod. Orthognath. Surg., Vol.16, pp. 108-120, 2001
- [11] Barash D.P., Sociobiology and behaviour, New York, Elsevier North Holland, 1982
- [12] Bashour M., "An objective system for measuring facial attractiveness," Plast. Reconstr. Surg., Vol. 118, pp. 757-774, 2006
- [13] Bashour M., "History and Current Concepts in the Analysis of Facial Attractiveness," Plastic and Reconstructive Surgery, Vol.118, No.3, pp.741-756, 2006
- [14] Benson P. and Perret D., "Computer averaging and manipulation of faces," In P.Wombell(Ed.) Photovideo: Photography in the age of the computer, pp.32-38, London, Rivers Oram Press
- [15] Blanz V. and Vetter T., "A morphable model for the syntesis of 3D faces," SIGGRAPH 99 Proc, pp.187-194, 1999
- [16] Bottino A., Laurentini A., "The analysis of facial beauty: an emerging area of research in pattern analysis," LECTURE NOTES IN COMPUTER SCIENCE, vol. 6111/2010, pp. 425-435
- [17] Bottino A., Laurentini A., "The Intrinsic Dimensionality of Attractiveness: a Study in Face Profiles", Lecture Notes in Computer Science, vol 7441, 2012, pp 59-66

- [18] Bottino, A.; De Simone, M.; Laurentini, A.; Sforza, C.; , "A New 3-D Tool for Planning Plastic Surgery," Biomedical Engineering, IEEE Transactions on , vol.59, no.12, pp.3439-3449, Dec. 2012
- [19] Bowyer K, Chang K. and Flynn P., "A survey of approaches and challenges in 3D and multi-modal 3D + 2D face recognition," Comp. Vis. Image Und., Vol.101, pp. 1-15, 2006
- [20] Bracaglia R, Fortunato R. and Gentileschi S., "Secondary Rhinoplasty," Aesthetic Plastic Surgery, Vol.29, pp.230-239, 2005.
- [21] Bradbury E., "The psychology of aesthetic plastic surgery," Aesth. Plast. Surg. Vol.18, pp.301-305, 1994
- [22] Bronstad P, Langlois J., and Russel R., "Computational models of facial attractiveness judgements," Perception, Vol. 37, pp. 126-142, 2008
- [23] Buchala S., Davey N., Frank R.J., and Gale T.M., "Dimensionality reduction of face images for gender classification", Proc. IEEE Conference Intelligent Systems, 2004., vol.1, no., pp. 88- 93
- [24] Bull R. and Rumsey N., The social psychology of facial appearance, Springer, Berlin, 1988
- [25] Busey, T., "Physical and Psychological Representations of Faces: Evidence From Morphing," Psychological Science, Vol.9. pp. 476-483, 1998
- [26] Chellappa R., Wilson C.L. and Sirhoev S., "Human and machine recognition of faces: a survey," Proc. IEEE, Vol. 83, No.5, pp.705-740, 1995
- [27] Chen A, German C. and Zaidel D., "Brain asymmetry and facial attractiveness: Facial beauty is not simply in the eye of the beholder," Neuropsychologia, Vol.35, no.4, pp.471-476, 1997
- [28] Chen F. and Zhang D., "A benchmark for geometric facial beauty study", Proc. of ICMB'10, pp.21-32, 2010
- [29] Chen Y, Mao H., Jin L., "A novel method for evaluating facial attractiveness," IEEE Proc. ICALIP, pp. 1382-1386, Nov. 2010
- [30] Chiu R. and Babcock R., "The relative importance of facial attractiveness and gender in Hong Kong selection decisions," Int. J. Of Human Resource Management, Vol.13, pp.141-155, 2002
- [31] Cootes T, Ionita M.C., Lindner C., Sauer P., "Robust and Accurate Shape Model Fitting Using Random Forest Regression Voting". Proc. of ECCV 2012, pp 278-291
- [32] Cross J.F. and Cross J., "Age, sex, race, and the perception of facial beauty," Developmental Psychology, Vol.5, pp. 433-439, 1971
- [33] Cunningham, M.R., Roberts, A.R., Barbee, A.P., Wu, C.H. and Druen, P.B.: Their ideas of beauty are, on the whole, the same as ours: consistency and variability in the crosscultural perception of female physical attractiveness. J. Pers. Soc. Psychol., Vol.68, pp. 261-279, 1995
- [34] Dantcheva A., and Dugelay J.-L., "Female facial aesthetics based on soft biometrics and photo quality". Proc. Of ICME 2011, IEEE International Conference for Multimedia and Expo, 2011
- [35] Darwin C., On the origin of species by means of natural selection, or the preservation of favoured races in the struggle for life, Appleton, New York, 1860
- [36] Darwin C., The descent of man, and selection in relation to sex, John Murray, London, 1871
- [37] Davis B.C. and Lazebnik S., "Analysis of human attractiveness using manifold kernel regression," IEEE Proc. Intl.Conf on Image Proc., San.Diego, !2-15 Oct, pp. 109-112, 2008
- [38] Dawei W., Guozheng Q., and Mingli Z., "Differences in horizontal neoclassic facial canons in Chinese (Han) and North American Caucasian population", Aesthetic Plast. Surg., Vol. 21, pp. 265, 1997
- [39] DeMers D. and Cottrell G.. Non-linear dimensionality reduction. In Advances in Neural Information Processing Systems, Vol. 5, pp. 580-587, San Mateo, CA, USA, 1993. Morgan Kaufmann.
- [40] Demetz O., Weickert J., Bruhn A., and Welk M., Beauty with variational methods: an optic flow approach to hair style simulation, Lecture Notes in Computer Science, Vol. 4485, pp.825-836, 2008
- [41] Dion K. and Bertscheid E., "Physical attractiveness and perception among children," Sociometry, Vol.37, pp.1-12, 1974
- [42] Dion K. K., The incentive value of physical attractiveness for young children, Personality and Social Psychology Bulletin, Vol.,3, pp.67-70. 1977
- [43] Donohoe M., "Beauty and Body Modification: What Is Beautiful? A Brief Look Through History", Medscape Ob/Gyn & Women's Health.vol. 11(1), 2006
- [44] Dunlap R. A., The Golden Ratio and Fibonacci Numbers, World Scientific Publishing, 1997
- [45] Eisenthal Y, Dror G., and Ruppin E., "Facial Attractiveness: beauty and the machine," Neural Computation, Vol. 18, pp. 119-142, 2006
- [46] Ekman, P.; "Facial Expression and Emotion". American Psychologist, 1993, vol. 48(4): pp. 384-392.
- [47] Etcoff N., Survival of the prettiest: the science of beauty, New York, Doubleday, 1999
- [48] Fan J., Chau K.P, Wan X, Zhai L., and Lau E., "Prediction of facial attractiveness from facial proportions," Pattern Recognition, Vol.45, pp. 2326-2334, 2012
- [49] Farkas L. and Munro I., Anthropometric facial proportions in medicine, Charles C. Thomas (Ed.), Illinois, 1987
- [50] Farkas L. G., "Discussion : Facial morphometry of television actresses compared with normal women," J. Oral and Max. Surg., Vol. 53, pp. 1014-1015, 1995
- [51] Farkas L, Hreczko T, Kolar J., and Munro I., "Vertical and horizontal proportions of the face in young adult North American Caucasians: Revision of neoclassic canons," Plast. Reconstr. Surg, Vol. 75, pp.328-337, 1985
- [52] Farkas L.G. and Kolar J.C., "Anthropometrics and art in the aesthetics of woman's faces," Clin. Plast. Surg., Vol.14, pp. 599-616, 1997
- [53] Fasel B. and Luetttin J., "Automatic facial expression analysis: a survey," Pattern Recognition, Vol.36, pp. 259-275, 2003
- [54] Faser D.K, Gruendl M., Eisenmann-Klein M., Prantl M., "Attractiveness of eyebrow position and shape in females depends on the age of the beholder," Aesth.Plast. Surg. Pp. 154-160, Vol.31, 2007
- [55] Ferrario V, Sforza C. and Serrao G., "A three-dimensional quantitative analysis of lips in normal young adults," Cleft-palate-Craniofacial J., Vol.37, pp.48-54, 2000

- [56] Fink B., Grammer K. and Matts P., "Visible skin color distribution plays a role in the perception of age, attractiveness, and health in female faces," *Evolution of Human Behaviour*, Vol.27, pp. 433-442, 2006
- [57] Fink B., Grammer K., and Thornhill R., "Human (Homo Sapiens) facial attractiveness in relation to skin texture and color," *J. Of Comparative Psychology*, Vol.115, pp.92-99, 2001
- [58] FRVT 2006 and ICE 2006 Large-Scale Results, available online at <http://www.face-rec.org/vendors/frvt2006andice2006largescalereport.pdf>, last accessed April 2013.
- [59] Fu Y., Guo G., and Huang T.S., "Age synthesis and estimation via faces: a survey," *IEEE Trans. PAMI*. Vol.32, pp.1955-1976, Nov. 2010
- [60] Galton F., "Composite portraits, made by combining those of different persons in a single resultant figure," *J. of the Anthropological Inst.*, Vol.8, pp 132-144, 1879
- [61] Gao J., Zhou M., Wang H. and Zhang C., "Three dimensional surface warping for plastic surgery planning", *IEEE proc.Int. Conf. On Systems, Man and Cybernetics*, pp.2016-2021, 2001.
- [62] Grammer K. and Thornhill R., "Human (Homo sapiens) facial attractiveness and sexual selection: the role of symmetry and averageness," *J. Comparative Psychology*, Vol.108, pp.233-242, 1994
- [63] Grammer, K., Fink, B., Møller, A. P. And Thornhill, R.; "Darwinian aesthetics: sexual selection and the biology of beauty." *Biological Reviews*, 2003 (78): pages 385–407.
- [64] Gray D., Yu K., Xu W., and Gong Y., "Predicting facial beauty without landmarks," *ECCV 2010*
- [65] Gruendl M., Klein S., Horczakiwskyj R., Fraser D., Jung M., Eisenmann-Klein M., and Prantl L., "The "Jaguar's eye" as a new beauty trend? Age-related effects in judging the attractiveness of the oblique eye axis," *Aest. Plast Surg*, Vol.31, pp. 915-919, 2008
- [66] Gunes H., "A survey of perception and computation of human beauty," *Proceedings of the 2011 joint ACM workshop on Human gesture and behavior understanding (J-HGBU '11)*, pp.19-24, 2011
- [67] Gunes H., Piccardi M. and Jan T., "Comparative beauty classification for pre-surgery planning," *IEEE Proc. Int. Conf. On Systems, Man and Cyb.*, Vol. 4, pp. 2644-2647, 2004
- [68] Gunes H., Piccardi M., "Assessing facial beauty through proportion analysis by image processing and supervised learning," *Int. J. Human-Computer Studies*, Vol.64, pp. 1184-1199, 2006
- [69] Guo, D.; Sim, T., "Digital face makeup by example," *Computer Vision and Pattern Recognition, 2009. CVPR 2009. IEEE Conference on*, vol., no., pp.73,79, 20-25 June 2009
- [70] Guo G., Fu Y., Dyer C.R., and Huang T., "Image-based human age estimation by manifold learning and locally adjusted robust regression," *IEEE Trans. on Image Processing*, Vol. 17, no.7, 2008, pp. 1178 -1188
- [71] Hausfater G. and Thornhill R., Eds, "Parasites and sexual selection," *American Zoologist (special issue)*, Vol.30, 1990
- [72] Hoenekopp, J.; "Once more: is beauty in the eye ? Relative contributions of private and shared taste to Judgement of facial attractiveness," *J. of Exp.Psych.Human Perception and Performance*, Vol.32, 2006, pp.199-209
- [73] Holland E., "Marquardt's Phi Mask: pitfalls of relying on fashion models and the golden ratio to describe a beautiful face," *Aesth. Plast. Surg.*, Vol.32, pp. 200-208, 2008
- [74] Holub A., Liu Y., and Perona P., "On constructing face similarities maps," *IEEE Proc. CVPR 2007*, pp. 1-8
- [75] Hugill, N., Fink, B., and Neave, N; "The role of human body movements in mate selection". *Evolutionary Psychology*, 8(1), 2010, pp. 66-89
- [76] Ishai A., "Sex, beauty and the orbitofrontal cortex," *Int. J. Of Psychophysiology*, Vol.63, pp.181-185, 2007
- [77] Jackson L.A., "The Influence of Sex, Physical Attractiveness, Sex Role, and Occupational Sex-Linkage on Perception of Occupational Suitability", *Journal of Applied Social Psychology*, Vol.13, pp. 31–44, 1983
- [78] Jefferson Y., "Facial Beauty: establishing a universal standard," *Int. J. Orthod.*, Vol.15, pp. 9-22, 2004
- [79] Jones B. et al., "The relation between shape symmetry and perceived skin conditions in male facial attractiveness," *Evolution and Human Behavior*, Vol.25, pp.24-30, 2004
- [80] Jones B., Little A., Burt D., and Perret D., "When facial attractiveness is only skin deep," *Perception*, Vol.33, pp. 569-576, 2004
- [81] Joy K. and Primeaux D., "A comparison of two contributive analysis methods applied to an ANN modelling facial attractiveness," *IEEE Proc. 4th Int. Conf. on Soft. Eng. Res., Manag. and Appl.*, 2006
- [82] Kagan A., Dror G., Leyvand T., Meilijson I., Cohen-Or D. and Ruppim E., "A machine learning predictor of facial attractiveness revealing human-like psychophysical biases," *Vision Research*, Vol.48, pp. 235-243, 2008
- [83] Keating C.F., "Gender and the physiognomy of dominance and attractiveness," *Social Psychology Quarterly*, Vol. 48, pp. 61-70, 1985
- [84] Kiekens R., Kuijpers-Jagtman A., Van't Hof M., Van't Hof B., and Maltha J., "Putative golden proportions as predictors of facial esthetics in adolescents," *Am. J. Of Orthod. And Dentofacial Orthop.*, Vol.134, pp.480-483, 2008
- [85] Kim J. and Choi S., "Symmetry deformation of 3d face scans using facial features and curvatures," *Comp. Anim. and Virtual Worlds*, Vol.20, pp.289-300, 2009
- [86] Kim Y.H., "Easy facial analysis using the facial golden mask," *J. Craniofac. Surg.*, Vol. 18, pp. 643-649, 2007
- [87] Knight H. and Keith O., "Ranking facial attractiveness," *Europ. J. Of Orthodontics*, Vol. 27, pp. 340-348, 2005
- [88] Kościński K., "Perception of facial attractiveness from static and dynamic stimuli" *Perception* 2013, 42(2): pages 163 – 175
- [89] Kościński K., "Current status and future directions of research on facial attractiveness," *Anthropological Review*, Vol.72, pp.45-75, 2009
- [90] Kowner R., "Facial asymmetry and attractiveness judgement in developmental perspective," *J.Exp. Psych. Hum. Percept. And Perf.*, Vol.22, pp.662-675, 1996
- [91] Langlois J., Roggman L., Casey R., Ritter J., Rieser-Danner L., and Jenkins V., "Infant preference for attractive faces: rudiment of a stereotype?" *Dev. Psych.* Vol.23, pp. 363-369, 1987
- [92] Langlois J.H., and Roggman L.A., "Attractive faces are only average," *Psychological Science*, Vol. 1, pp.115-121, 1990
- [93] Lee T., Lin C. and Lin H., "Computer aided prototype system for nose surgery", *IEEE Trans. On Info. Tech. In Biomed.*, Vol.5, No.4, pp.271-

278, 2001.

- [94] Lee T, Sun Y, Lin Y, Lin L. and Lee C., "Three-dimensional facial model reconstruction and plastic surgery simulation", IEEE Trans. On Info. Tech. In Biomed., Vol.3, No.3, pp.214-220, 1999.
- [95] Levin E.L., "Dental aesthetics and the golden proportions," J. Prosthet.Dent., Vol.40, pp.244-252, 1978
- [96] Leyvand T, Cohen-Or D., Dror G., and Lishinsky D., "Data-driven enhancement of facial attractiveness," Proc. ACM Siggraph 2008
- [97] Li S. Z. and Jain A.K., eds, Handbook of face recognition, Springer-Verlag, 2004
- [98] Liao Q, Jin X, and Zeng W., "Enhancing the symmetry and proportion of 3D face geometry," IEEE Transaction on Visualization and Computer Graphics, Vol.18, no.10, Oct.2012, pp. 1704-1716
- [99] Little A.C., Jones B.C., DeBruine L.M.; "Facial attractiveness: evolutionary based research." Philos Trans R Soc Lond B Biol Sci. 2011 (1571): Pages 1638–1659.
- [100] Livio Mario The Golden Ratio: The Story of Phi, The World's Most Astonishing Number. New York: Broadway Books, 2002
- [101] Macgregor F. C., "Social, psychological and cultural dimension of cosmetic and reconstructive plastic surgery," Aesth. Plast. Surg. Vol.13, pp.1-8, 1998
- [102] Mao H., Jin L., and Du M., "Automatic classification of Chinese female facial beauty using Support Vector Machine," IEEE Proc. Intl. Conf. on Systems, Man and Cybernetics, pp.4842- 4846 S.Antonio, Oct. 2009
- [103] Maret S. M., "Attractiveness ratings of photographs of blacks by Cruzans and Americans," Journal of Psychology, Vol. 115, pp.113-116, 1983
- [104] Marlowe C.M., Schneider S.L, and Nelson C.E., "Gender and Attractiveness Biases in Hiring Decisions: Are More Experienced Managers Less Biased?", Journal of Applied Psychology, Vol.81, pp. 11-21, 1996
- [105] Martinez B., Valstar M. F., Binefa X., Pantic M.; "Local Evidence Aggregation for Regression Based Facial Point Detection." IEEE Transactions on Pattern Analysis and Machine Intelligence. 35(5): pp. 1149 - 1163, 2013
- [106] Matoula S. and Pancherz H., "Skeletofacial morphology of attractive and nonattractive faces," A. Orthod., Vol.76, pp. 204-210, 2006
- [107] Mealey L., Bridgestock R. and Townsend G., "Symmetry and perceived facial attractiveness," J. Of Personality and Social Psychology, Vol.76, pp.151-158, 1999
- [108] Meherabian, "Communication without words," Psychology today, Vol.2, no.4, pp.53-56, 1968
- [109] Melacci S., Sarti L., Maggini M., and Gori M., "A template-based approach to automatic face enhancement," Pattern.Anal. Applic., Vol.13, pp.289-300, 2010
- [110] Meytlis M. and Sirovich L., "On the dimensionality of the face space," IEEE Trans on PAMI, Vol.2q8, pp. 1262- 1267, 2007
- [111] Mitsuda T, Yoshida R., "Application of near-infrared spectroscopy to measuring of attractiveness of opposite-sex faces," Proc. IEEE 27th Conf. Engineering in Medicine and Biology, Shangai, China, Sept. 1-4, pp. 5900-5903, 2005
- [112] Moriyama T, Kanade T, Xiao J., and Cohn J., "Meticulously detailed eye region model and its application to analysis of facial images," IEEE trans. PAMI, Vol. 28 , no.5, 2006, pp. 738 -752
- [113] Morrison E.R., Morris P.H., Bard, K.A.; "The Stability of Facial Attractiveness: Is It What You've Got or What You Do with It?" Journal of Nonverbal Behavior, 2013 (37): pages 59-67
- [114] Morse S.T, Gruzen J., and Reis H., "The „eye of the beholder“: a neglected variable in the study of physical attractiveness," J. Of Personality, Vol. 44, PP- 209-225, 1976
- [115] Moss J.P, Linney A.D., and Lowey M.N., "The use of three-dimensional techniques in facial aesthetics," Semin. Orthod., Vol.1, pp. 94-104, 1995
- [116] Neth D, Martinez A. M.; "Emotion perception in emotionless face images suggests a norm-based representation". Journal of Vision, 2009 (1): pages 5, 1-11
- [117] O'Doherty J., Winston J., Critchley H., Perrett D., Burt D.M., Dolan R.J.; "Beauty in a smile: the role of medial orbitofrontal cortex in facial attractiveness", Neuropsychologia, Volume 41, Issue 2, 2003, Pages 147-155
- [118] O'Toole A.J., Price T, Vetter T., Bartlett J.C., Blanz V., "3D shape and 2D surface textures of human faces: the role of "averages" in attractiveness and age," Image and Vision Computing, Vol.18, pp. 9-19, 1999
- [119] Ozkul T, Ozkul M.H., "Computer simulation tool for rhinoplasty planning", Comput. In Biol. And Med., Vol.34, pp.697-718, 2004
- [120] Pantic M. and Rothkrantz L. J.M., "Toward an affect-sensitive multimodal human-computer interaction," IEEE Proc. Vol.91, no.9, Sept.2003
- [121] Pantic M. and Rothkrantz L. J.M., "Automatic analysis of facial expressions: the state of art," IEEE Trans. On Pattern Analysis and Machine Intell., Vol.22, pp. 1424-1445, Dec. 2000
- [122] Pavlovic V.I, Sharma R., and Huang T.S., "Visual interpretation of hand gesture for human-computer interaction: a review," IEEE Trans. On Pattern Analysis and Machine Intell., Vol.19, pp. 677-695, July 1997
- [123] Penev P. and Sirovich L., "The global dimensionality of face space," IEEE Proc. Int. Conf. On Face and Gesture Reco., pp. 264-270, Grenoble, France, 2000
- [124] Perret D, Lee K, Penton-Voak I, Rowlands D, Yoshikawa S., Burt D, Henzil S, Castles D., and Akamatsu S., "Effects of sexual dimorphism on facial attractiveness," Naature, Vol.394, pp.884-887, 1998
- [125] Perret D, May K., and Yoshikawa S., "Facial shape and judgement of female attractiveness," Nature, Vol. 368, pp.239-242, 1994
- [126] Perrett D.I, Burt D.M., Penton-Voak I.S, Lee K.J., Rowlands D.A., and Edwards R., "Symmetry and human facial attractiveness," Evolution of Human Behavior, Vol.20, pp.295-307, 1999
- [127] Phillips K.A., McElroy S.L., Keck Jr P.E., Pope Jr H.G. and Hudson J.I., "Body disomorphic disorders: 30 cases of imagined ugliness," Am. J.Psych. Vol.150, pp. 307-310, 1993
- [128] Picard R.W, Vyzas E. and Healey J., "Toward machine emotional intelligence: analysis of affective physiological states," IEEE Trans. On Pattern Analysis and Machine Intell., Vol.23, no.10, pp. 1175-1191, October 2001

- [129] Potter, T., Corneille, O., "Locating attractiveness in the face space: faces are more attractive when closer to their group prototype". *Psychon. Bull. Rev.* 15 (3), 2008, 615-622.
- [130] Principe C.P., Langlois J.H.; "Shifting the Prototype: Experience with Faces Influences Affective and Attractiveness Preferences". *Social Cognition*: 2012, Vol. 30, No. 1, pp. 109-120.
- [131] Proffit W.R., White R.P. and Sarver D.M., *Contemporary treatment of dentofacial deformity*, Mosby, St.Louis, 2003
- [132] Rabi S. and Aarabi P., "Face Fusion: an automatic method for virtual plastic surgery", *Proc. Int. Conf. On Information Fusion*, July 2006.
- [133] Rankin, et al., "Quality-of-life outcomes after cosmetic surgery. Discussion," *Plast. And Reconstr. Surg.* Vol.12, pp. 2139-2147, 1998
- [134] Rhodes G. et al, "Facial symmetry and the perception of beauty," *Psychonomic Bulletin and Review*, Vol.5, pp.659-669, 1998
- [135] Rhodes G., Jeffery L.; "Adaptive norm-based coding of facial identity". *Vision Research*, 2006 (46), pages 2977-2987
- [136] Ricketts R.M., "Divine proportions in facial aesthetics," *Clin. Plast. Surg.* Vol.9, pp. 401-422, 1982
- [137] Sagonas, C.; Tzimiropoulos, G.; Zafeiriou, S.; Pantic, M., "300 Faces in-the-Wild Challenge: The First Facial Landmark Localization Challenge," *Computer Vision Workshops (ICCVW)*, 2013 IEEE International Conference on , vol., no., pp.397,403, 2-8 Dec. 2013
- [138] Said CP, Todorov A. "A statistical model of facial attractiveness." *Psychol Sci.* 2011 (9): Pages 1183-1190.
- [139] Samuels C. and Ewy R., "Aesthetic perception of faces during infancy," *Brit. J. Dev. Psych.* Vol.3, pp.221-228, 1985
- [140] Sarver D.M., *Esthetic orthodontics and orthognathic surgery*, Mosby, St.Louis, 1998
- [141] Schacht A., Werheid K., Sommer W., "The appraisal of facial beauty is rapid but not mandatory", *Journal of Cognitive, Affective, & Behavioral Neuroscience*, vol. 8(2), pp. 132-141, 2008
- [142] Scheenstra A., Ruifrok A., Veltkamp R., A Survey of 3D Face Recognition Methods, *Proc. AVBPA* 2005, p. 891-899
- [143] Scherbaum K., Ritschel T., Hullin M., Thormählen T., Blanz V., and Seidel H., "Computer-Suggested Facial Makeup," *Computer Graphics Forum*, no. 2. pp. 485-492, 2011
- [144] Schmid K., Marx D., and Samal A., "Computation of face attractiveness index based on neoclassic canons, symmetry and golden ratio," *Pattern Recognition*, Vol.41, pp.2710-2717, 2008
- [145] Scott IML, Pound N, Stephen ID, Clark AP, Penton-Voak IS; "Does Masculinity Matter? The Contribution of Masculine Face Shape to Male Attractiveness in Humans." *PLoS ONE* 2010 (10): e13585
- [146] Seghers M., Longrace J., Destefano G., "The golden proportion of beauty," *Plast. Reconstr. Surg.*, Vol. 34, pp. 382-386, 1964
- [147] Sforza C., Laino A., D'Alessio R., Grandi G., Dellavia C., Tartaglia G., Ferrario V. , "Three-dimensional facial morphometry of attractive Italian women," *Progr. In Orthodontics*; Vol.8(2), pp.282-293, 2007
- [148] Sforza C., Laino A., D'Alessio R., Grandi G., Binelli M., Ferrario V., "Soft-tissue facial characteristics of attractive Italian women compared to normal women," *Angle Orthod.* pp. 17-23, Jan.2009
- [149] Shell T.L. and Woods M.G., "Facial aesthetics and the divine proportions: a comparison of surgical and non-surgical Class II treatment," *Aust. Orthod. J.* Vol.20, pp. 51-63, 2004
- [150] Sirovich L. and Kirby M., "Low-dimensional procedure for the characterization of human faces," *J. Opt. Soc. Am.* Vol.4, pp. 519-524, 1987
- [151] Sun M., Zhang D., and Yang J., "Face attractiveness improvement using Beauty prototypes and decision," *Proc. of IEEE ACPR* 2011, pp.283-287, 2011
- [152] Sutic D., Breskovic I., Huic R., and Jukic I., "Automatic evaluation of facial attractiveness," *MIPRO* 2010, May. 24-28, Opatija, pp. 1339 - 1342
- [153] Swaddle J.P., and Cuthill I.C., "Asymmetry and human facial attractiveness: symmetry may not always be beautiful," *Proc. R. Soc. Lond.B* Vol.261, pp.111-116, 1995
- [154] Symons D., *The evolution of human sexuality*, New York, Oxford University Press, 1979
- [155] Tanaka J. and Farah M., "Parts and wholes in face recognition", *Quarterly Journal of Experimental Psychology: Human Experimental Psychology*, 46A:225-245, 1993
- [156] Tenenbaum J. B., de Silva V., and Langford J. C.. A global geometric framework for nonlinear dimensionality reduction. *Science*, Vol. 290, pp. 2319-2323, December 2000.
- [157] Thakera J. N., and Iwawaki S., "Cross-cultural comparisons in interpersonal attraction of females towards males," *Journal of Social Psychology*, Vol.108, pp.121-122, 1979
- [158] Tracy, J.L., Beall, A.T. ; "Happy Guys Finish Last: The Impact of Emotion Expressions on Sexual Attraction", *Emotion*, 2011 (6): pp. 1379-1387
- [159] Treleaven P., Furnham A., and Swami V., "The science of body metrics," *The Psychologist*, Vol.19. pp.416-419, 2006
- [160] Turkmen H.I, Kurt Z. and Karsligil M.E., "Global feature-based female facial beauty decision system," *EUSIPCO* 2007, Poznan, Sept. 3-7 2007, pp. 1945-1949
- [161] Uricar M., Franc V. and Hlavac V., *Detector of Facial Landmarks Learned by the Structured Output SVM*, *VISAPP '12: Proceedings of the 7th International Conference on Computer Vision Theory and Applications*, 2012
- [162] Valentine T., Ferrara, A.; "Typicality in categorization, recognition and identification: Evidence from face recognition". *British Journal of Psychology*, 1991 (82), pages 87-102
- [163] Van Der Maaten L.J.P.; *An Introduction to Dimensionality Reduction Using Matlab*, Int. Report MICC 07-07, Universiteit Maastricht, The Netherlands, 2007
- [164] Van Der Maaten L.J.P., Postma E.O. and Van Den Herik H.J., "Dimensionality reduction: A comparative review," *Tilburg University Technical Report, TiCC-TR 2009-005*, 2009
- [165] Van Valen L., "A study of fluctuating asymmetry," *Evolution*, Vol.16, pp.125-142, 1962
- [166] Vegter F. and Hage J., "Clinical anthropometry and canons of the face in historical perspective," *Plast. Reconstr. Surg.* Vol. 106, pp.1090-110, 2000
- [167] Volpe C.R., and Ramirez O.M., "The Beautiful eye," *Facial Plast. Surg. Clin. North Am.*, Vol. 13, pp. 493-504, 2005

- [168] Wagatsuma E. and Kleinke C., "Ratings of facial beauty by asian-american and caucasian females," J. Of Soc. Psychology, Vol.109, pp. 299-300, 1979
- [169] Wallraven C., Schwaninger A., and Bülthoff H., "Learning from humans: computational modeling of face recognition", Network: Computation in Neural Systems, 16(4):401-418, 2005
- [170] Wechsler H., Reliable face recognition methods: system design, implementation and evaluation, Springer 2006
- [171] Weeden J. and Sabini J., "Subjective and objective measures of attractiveness and their relation to sexual behavior and sexual attitudes in university students," Arch. Sex Bahav, Vol.36, pp. 79-88, 2007
- [172] White R., Eden A., and Maire M., "Automatic prediction of human attractiveness," UC Berkeley CS280A Project, 2004
- [173] Whittehill J. and Movellan J., "Personalized facial attractiveness prediction," IEEE Proc.8th Int.Conf. Aut. Face & Gesture Reco., pp.1-7, 17-19 Sept, 2008
- [174] Winston J.S., O'Doherty J., Kilner J.M., Perret D. I., Dolan R.J., "Brain Systems for assessing facial attractiveness," Neuropsychologia, Vol.45, pp. 195-2006, 2007
- [175] Wu Y. and Huang T.S., "Hand modeling, analysis, and recognition," IEEE Signal Proc.Mag., pp. 51-60, May 2001
- [176] Xin C.; Fookes, C.; Sridharan, S.; Saragih, J.; Lucey, S., "Deformable face ensemble alignment with robust grouped-L1 anchors," Automatic Face and Gesture Recognition (FG), 2013 10th IEEE International Conference and Workshops on , vol., no., pp.1,7, 22-26 April 2013
- [177] Zeng Z., Pantic M., Roisman G.I., and Huang T.S., "A survey of affect recognition methods: audio, visual and spontaneous expressions," IEEE Trans. PAMI, Vol.31, pp.39-58, 2009
- [178] Zhao W., Chellappa R., Philips P.J., and Rosenfeld A., "Face Recognition, a literature survey," ACM Computing Surveys, Vol.35, No.4, pp. 399-458, Dec. 2003
- [179] Zhang D., Zhao Q., and Chen F., "Quantitative analysis of human facial beauty using geometric features," Pattern Recognition. Vol.44, pp.940-950, 2011
- [180] Zuk M., "The role of parasites in sexual selection: current evidence and future directions," Advances in the Study of Behavior, Vol.21, pp. 39-67, 1992
- [181] 3D Face and body databases, available online at <http://www.polito.it/cgvg/3DDB.html>



A. Laurentini was born in Genova, Italy, and received the degree of Ingegneria Elettronica from the Politecnico di Milano in 1963. In 1965 he joined the Politecnico di Torino, where he has been professor of Computer Science at the Dipartimento di Automatica e Informatica until November 2011. He is member of IEEE and ACM, and author of more than eighty scientific papers. His current research interests include computer vision, computer graphics and computational geometry.



A. Bottino was born in Torino, Italy, in 1971. He received his master degree in Computer Science Engineering and his Ph.D. from Politecnico di Torino in 1995 and 2000. He is currently a researcher in Computer Science at the Dipartimento di Automatica e Informatica of the same university. He is author of several journal and conference papers. His current research interests include computer graphics, computer vision and virtual heritage.