

Evaluation of L-band GPS signal attenuation to multiple vegetations using ground-based measurements

Original

Evaluation of L-band GPS signal attenuation to multiple vegetations using ground-based measurements / Jia, Yan; Jin, Shuanggen; Xiao, Zhiyu; Yan, Qingyun; Li, Wenmei; Savi, Patrizia. - In: INTERNATIONAL JOURNAL OF REMOTE SENSING. - ISSN 0143-1161. - ELETTRONICO. - (2023), pp. 1-27. [10.1080/01431161.2023.2221805]

Availability:

This version is available at: 11583/2979438 since: 2023-07-03T09:40:26Z

Publisher:

Taylor & Francis Online

Published

DOI:10.1080/01431161.2023.2221805

Terms of use:

This article is made available under terms and conditions as specified in the corresponding bibliographic description in the repository

Publisher copyright

Taylor and Francis postprint/Author's Accepted Manuscript con licenza CC by-nc-nd

This is an Accepted Manuscript version of the following article: Evaluation of L-band GPS signal attenuation to multiple vegetations using ground-based measurements / Jia, Yan; Jin, Shuanggen; Xiao, Zhiyu; Yan, Qingyun; Li, Wenmei; Savi, Patrizia. - In: INTERNATIONAL JOURNAL OF REMOTE SENSING. - ISSN 0143-1161. - ELETTRONICO. - (2023), pp. 1-27. [10.1080/01431161.2023.2221805]. It is deposited

(Article begins on next page)

Analysis of Stability and Bifurcations of Limit Cycles in Chua's Circuit Through the Harmonic-Balance Approach

Fabrizio Bonani, *Member, IEEE*, and Marco Gilli, *Member, IEEE*

Abstract—This paper presents a spectral approach, based on the harmonic-balance technique, for detecting limit-cycle bifurcations in complex nonlinear circuits. The key step of the proposed approach is a method for a simple and effective computation of the Floquet multipliers (FM's) that yield stability and bifurcation conditions. As a case-study, a quite complex system, Chua's circuit, is considered. It is shown that the spectral approach is able to accurately evaluate the most significant bifurcation curves.

Index Terms—Bifurcation, Chua's circuit, frequency domain analysis, nonlinear circuits.

I. INTRODUCTION

HARMONIC balance (HB) is a classical numerical technique for studying and designing electronic oscillators and nonlinear microwave circuits [1], [2]. In most applications, HB techniques have been used for determining the steady-state behavior of nonlinear circuits that exhibit one periodic attractor only. On the other hand, the global dynamics of nonlinear networks and systems are usually investigated through time-domain techniques that require the introduction of rather complex and sophisticated concepts [3].

Recently, some extensions of the HB technique have been proposed for the study of the global dynamic behavior and of bifurcation processes in nonlinear circuits that present several attractors. In [4] and [5] the authors have shown that the describing function technique (i.e., HB with a single harmonic) is able to predict the occurrence of chaotic behavior and several bifurcation phenomena.

The describing function technique presents the advantages of providing simple analytical results but, in general, it is not able to accurately predict all the complex dynamic phenomena occurring in nonlinear circuits, e.g., the various fold, flip, and homoclinic bifurcations of Chua's circuit, shown in [6]. To overcome this limitation, in [7]–[9] a method, based on the HB technique, for detecting fold and flip bifurcations was proposed. In [10] and [11] the local stability of limit cycles is analyzed through the application of Nyquist's theorem. In [12] bifurcations are studied through a spectral technique based on the introduction of measuring probes into the circuit. In [13] a spectral technique is exploited for studying flip

bifurcations in time-delayed systems. However, none of the above approaches provides a method for computing the limit-cycle Floquet multipliers (FM's), which are the simplest tool for establishing the stability of the limit cycle and for detecting its bifurcations.

In [14, pp. 149–156] it is shown that the FM's can be determined to any desired accuracy by computing the eigenvalues of a finite matrix. This kind of computation is, however, not particularly suitable for imposing the fold and flip bifurcation conditions.

In this paper we propose a method for studying limit-cycle bifurcations in nonlinear feedback systems based on the following steps.

- 1) Limit cycles are detected by using the HB technique as introduced in [15], which is fast and efficient even for a large number of harmonic.
- 2) The FM's are expressed as the roots of an algebraic equation of degree equal to the order of the system. Such an equation is derived through the extension to higher order systems of the technique proposed in [16] for second-order systems.
- 3) Stability and bifurcation conditions are easily established in terms of the coefficients of the above algebraic equation.

As a case-study we have considered Chua's circuit [17], [18], a rather complex dynamical system which exhibits a rich variety of dynamic behaviors, and we have shown that our method is able to accurately identify all its significant bifurcations.

The paper is structured as follows. In Section II the HB approach according to the formulation in [15] is briefly reviewed. In Section III, the technique for evaluating the FM's is presented. Finally, Section IV is devoted to the application of such techniques to the study of bifurcations in Chua's circuit.

II. THE HARMONIC-BALANCE APPROACH

The harmonic-balance approach for detecting limit cycles in dynamical autonomous nonlinear systems can be briefly summarized as follows. Let us assume the nonlinear system can be expressed as a Lur'e system [4] (see Fig. 1)

$$L(D)x(t) + n[x(t)] = s(t)$$

where $D = d/dt$ is the time derivative, $L(\cdot)$ is a linear operator, $n(\cdot)$ is a nonlinear function, and $s(t)$ is a forcing

Manuscript received September 29, 1998; revised April 20, 1999. This paper was recommended by Associate Editor H. Kawakami.

The authors are with the Dipartimento di Elettronica, Politecnico di Torino, 10129 Torino, Italy.

Publisher Item Identifier S 1057-7122(99)06351-5.

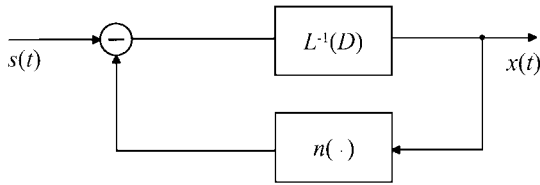


Fig. 1. Lur'e system.

term which is zero for autonomous systems. Both the linear operator and the nonlinear function can depend on several parameters. According to this assumption, the autonomous nonlinear system is defined by the dynamic equation

$$L(D)x(t) + n[x(t)] = 0. \tag{1}$$

Since the HB technique assumes a periodic solution takes place, $x(t)$ can be expanded as a superposition of harmonics (Fourier series)

$$x(t) = \sum_{k=0}^{\infty} x_k(t)$$

where

$$\begin{cases} x_0(t) = A_0 \\ x_k(t) = A_k \cos(k\omega t) + B_k \sin(k\omega t). \end{cases} \tag{2}$$

For computational purposes, the Fourier series has to be truncated to a suitable degree N , high enough to represent accurately the solution $x(t)$, thereby obtaining

$$x(t) = \sum_{k=0}^N x_k(t) \tag{3}$$

where the unknown variables to be determined through the HB technique are the $2N + 1$ spectral coefficients A_k and B_k and, at least for the autonomous case, the solution period $T = 2\pi/\omega$. Such $2N + 2$ independent equations are obtained [15] by sampling the dynamic equation (1) in $2N + 1$ time samples, uniformly spaced within the period-wide range $[0, T]$

$$t_k = \frac{T}{2N+1} k, \quad k = 1, \dots, 2N+1 \tag{4}$$

and imposing one of the coefficients of the fundamental harmonic to be zero. Without loss of generality, we shall assume hereafter $B_1 = 0$. The dynamic equation (1) is therefore converted in $2N + 2$ (nonlinear) algebraic equations involving the aforementioned unknown:

$$\begin{cases} L(D)x(t)|_{t=t_k} + n[x(t)]|_{t=t_k} = 0 \\ B_1 = 0 \end{cases} \tag{5}$$

where $k = 1, \dots, 2N + 1$.

Such a system can be efficiently assembled as follows. First, let us define the vectors of time samples \underline{x} and spectral amplitudes \underline{X}

$$\underline{x} = [x(t_1) \dots x(t_{2N+1})]^T, \quad \underline{X} = [A_0 \ A_1 \ B_1 \ \dots \ A_N \ B_N]^T.$$

By sampling (3) in the $2N + 1$ time samples (4), the two vectors are easily shown to be related by

$$\underline{x} = \underline{\Gamma}^{-1} \underline{X} \iff \underline{X} = \underline{\Gamma} \underline{x} \tag{6}$$

where matrix $\underline{\Gamma}^{-1}$

$$\underline{\Gamma}^{-1} = \begin{bmatrix} 1 & \gamma_{1,1}^c & \gamma_{1,1}^s & \dots & \gamma_{1,N}^c & \gamma_{1,N}^s \\ 1 & \gamma_{2,1}^c & \gamma_{2,1}^s & \dots & \gamma_{2,N}^c & \gamma_{2,N}^s \\ \vdots & \vdots & \vdots & & \vdots & \vdots \\ 1 & \gamma_{2N+1,1}^c & \gamma_{2N+1,1}^s & \dots & \gamma_{2N+1,N}^c & \gamma_{2N+1,N}^s \end{bmatrix} \tag{7}$$

does not depend on the unknowns since γ^c and γ^s are given by

$$\begin{aligned} \gamma_{p,q}^c &= \cos(q\omega t_p) = \cos\left(\frac{q2\pi p}{2N+1}\right) \\ \gamma_{p,q}^s &= \sin(q\omega t_p) = \sin\left(\frac{q2\pi p}{2N+1}\right). \end{aligned}$$

Furthermore, the application of the linear operator $L(D)$ to $x(t)$ [see (3)] can be described directly in terms of the harmonic components of $L(D)x(t)$ as the matrix product $\underline{\Omega}(\omega)\underline{X}$ where

$$\underline{\Omega}(\omega) = \begin{bmatrix} L(0) & 0 & 0 & 0 & 0 & \dots & 0 & 0 \\ 0 & R_1 & I_1 & 0 & 0 & \dots & 0 & 0 \\ 0 & -I_1 & R_1 & 0 & 0 & \dots & 0 & 0 \\ 0 & 0 & 0 & R_2 & I_2 & \dots & 0 & 0 \\ 0 & 0 & 0 & -I_2 & R_2 & \dots & 0 & 0 \\ \vdots & \vdots & \vdots & \vdots & \vdots & & \vdots & \vdots \\ 0 & 0 & 0 & 0 & 0 & \dots & R_N & I_N \\ 0 & 0 & 0 & 0 & 0 & \dots & -I_N & R_N \end{bmatrix} \tag{8}$$

and $R_k = \text{Re}\{L(jk\omega)\}$, $I_k = \text{Im}\{L(jk\omega)\}$, $k = 1, \dots, N$.

The algebraic system (5) is therefore expressed in the frequency domain as

$$\begin{cases} \underline{\Omega}(\omega) \underline{X} + \underline{N}(\underline{\Gamma}^{-1} \underline{X}) = 0 \\ B_1 = 0 \end{cases} \tag{9}$$

where $\underline{N}(\underline{\Gamma}^{-1} \underline{X}) = \underline{\Gamma} \underline{n}(\underline{\Gamma}^{-1} \underline{X})$ and $\underline{n}(\underline{\Gamma}^{-1} \underline{X})$ denotes the vector of time samples of the nonlinear function $n(\cdot)$. Due to the term \underline{N} , (9) is a nonlinear algebraic system in the $2N + 2$ unknowns (\underline{X}, ω) which can be efficiently solved by means of the Newton-Raphson technique [15] since the system Jacobian is

$$\underline{J} = \begin{bmatrix} \underline{\Omega}(\omega) + \frac{\partial \underline{N}}{\partial \underline{X}} & \frac{\partial \underline{\Omega}}{\partial \omega} \underline{X} \\ [0 \ 0 \ 1, \dots, 0] & 0 \end{bmatrix} \tag{10}$$

where the chain rule yields

$$\frac{\partial \underline{N}}{\partial \underline{X}} = \underline{\Gamma} \frac{\partial \underline{n}}{\partial \underline{x}} \underline{\Gamma}^{-1}$$

and where $\frac{\partial \underline{n}}{\partial \underline{x}}$ is a diagonal matrix whose diagonal elements are simply the time samples of the derivative of the nonlinear function $n(\cdot)$.

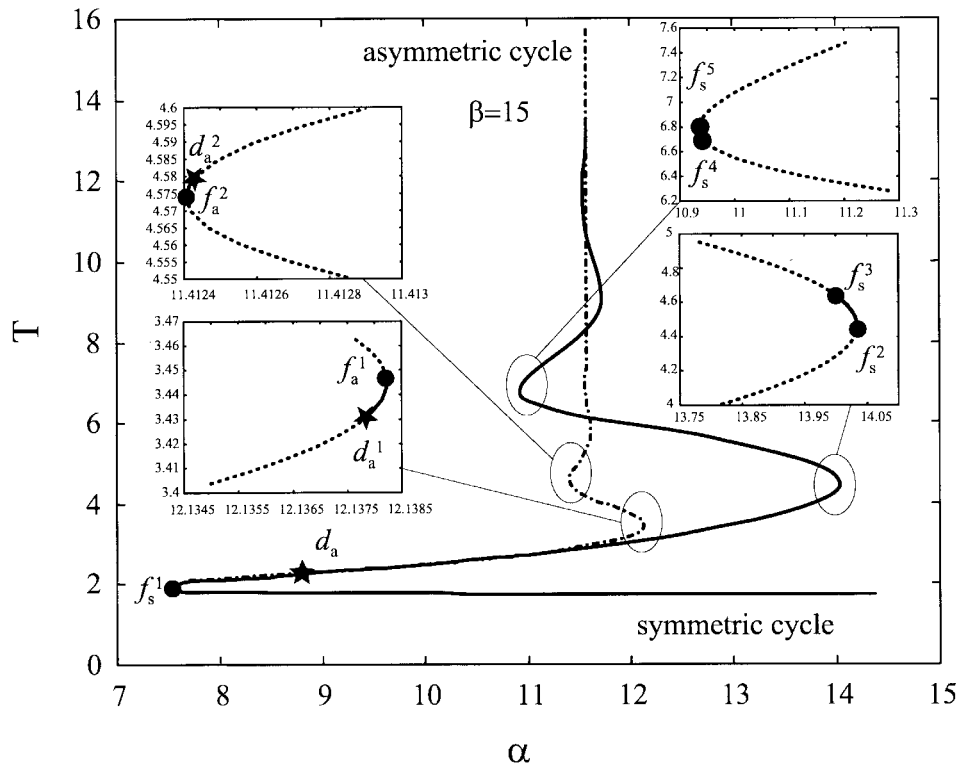


Fig. 2. Parameter α versus cycle period T for both asymmetric and symmetric limit cycles. The HB system was solved with $N = 21$ harmonics and $\beta = 15$.

The conditions for fold and period doubling (flip) bifurcations are obtained by simply imposing that one FM equals one or -1 , respectively, i.e.,

$$\begin{aligned} \text{fold bifurcation} &\iff 1 + a + b = 0 \\ \text{flip bifurcation} &\iff 1 - a + b = 0. \end{aligned} \tag{39}$$

We will show in the Section IV that by imposing that (9) and one of the conditions above are simultaneously satisfied, accurate bifurcation curves in the parameter space can be obtained.

IV. APPLICATION

As an example of application, we shall analyze the bifurcation phenomena in a well-known dynamical system: the classical Chua’s circuit [17], [18]. This choice is supported by the complex dynamic behavior of this system, thereby enabling a sound test for the HB approach to bifurcation analysis. The dynamic equations describing Chua’s circuit can be written in terms of the normalized parameters α and β as

$$\begin{aligned} \frac{dx}{dt} &= \alpha y - \alpha n(x) - \alpha x \\ \frac{dy}{dt} &= x - y + z \\ \frac{dz}{dt} &= -\beta y. \end{aligned} \tag{40}$$

We assume that the memoryless nonlinear function $n(\cdot)$ can be approximated as a cubic nonlinearity [4]

$$n(x) = -\frac{8}{7}x + \frac{4}{63}x^3. \tag{41}$$

As shown in [4], such a system can be described as a Lur’e system, provided the following expression for the linear

operator L holds:

$$L(D) = \frac{D^3 + (1 + \alpha)D^2 + \beta D + \alpha\beta}{\alpha(D^2 + D + \beta)}. \tag{42}$$

Limit-cycle bifurcations of a Chua’s circuit with smooth nonlinearity have been thoroughly investigated in [6], through theoretical and time-domain numerical techniques. In order to validate the HB approach, we shall address the most significant bifurcations reported in [6] and we shall show they can be accurately and efficiently detected by spectral techniques. It is possible to show that Chua’s circuit, as described by the aforementioned functions exhibits, for $\alpha < 7$, two stable equilibria symmetric with respect to the origin of the state space (x, y, z) . For $\alpha = 7$, a Hopf bifurcation gives rise to two asymmetric limit cycles, which in turn are symmetric with respect to the origin since the nonlinear system (40) is odd. By further increasing α , a fold bifurcation occurs, yielding a pair of symmetric limit cycles (one stable and one unstable). We start our investigation for values of α and β (e.g., $\alpha = 8$ and $\beta = 15$) for which the two stable asymmetric limit cycles and the stable symmetric limit cycle coexist (see [6, Sec. 3.2]). By solving the HB system for $\alpha = 8$ and $\beta = 15$, the asymmetric and the symmetric limit cycles have been detected. For β held fixed, both cycles have then been continued with respect to the cycle period T . Therefore, the nonlinear algebraic system (9) is solved with \underline{X} and α as unknowns. The values of α versus the cycle period T for $\beta = 15$ are shown in Fig. 2, which has been obtained with $N = 21$ harmonics (including dc).

For both symmetric and asymmetric limit cycles and for each value of α and T , the two FM’s not identically equal to one have been evaluated through (33). In both cases, one FM always has a magnitude less than one. The other FM

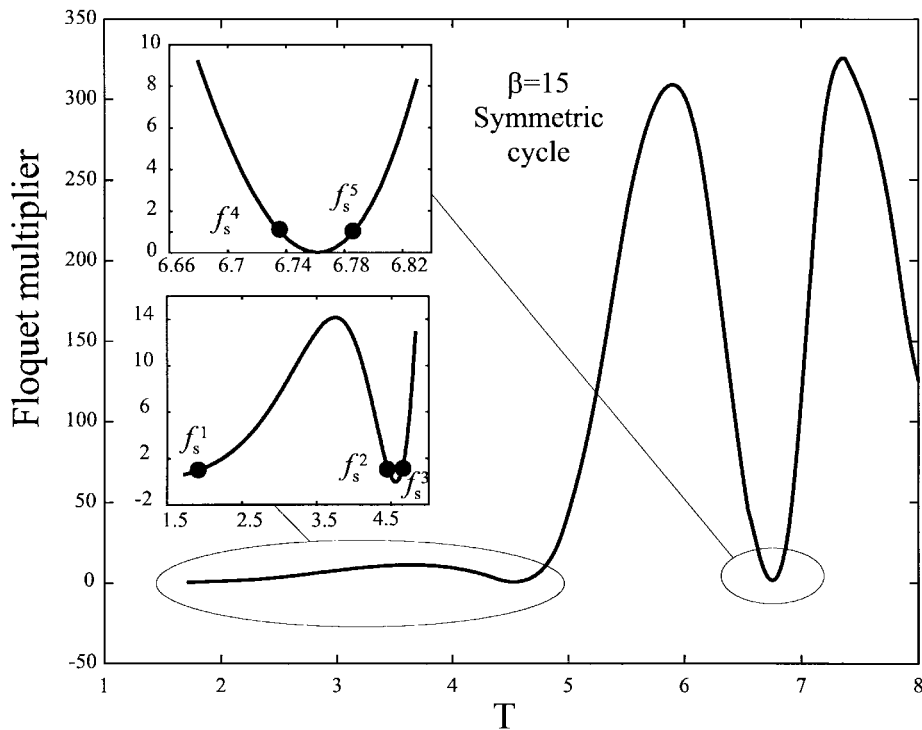


Fig. 3. Principal FM as a function of T for the symmetric limit cycle and $\beta = 15$.

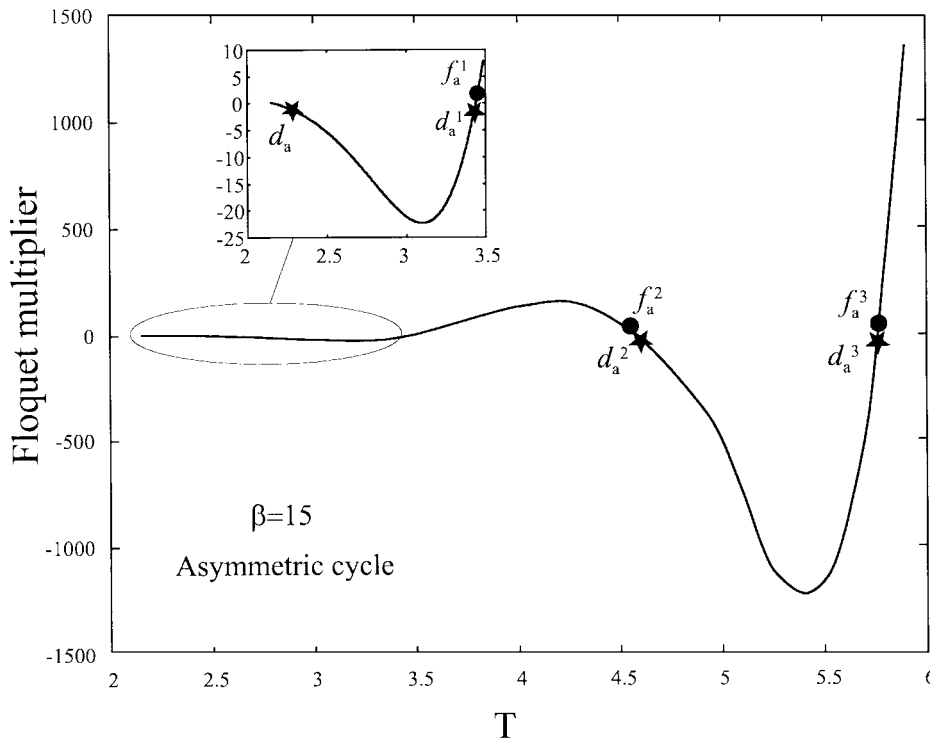


Fig. 4. Principal Floquet multiplier as a function of T for the asymmetric limit cycle and $\beta = 15$.

(hereinafter called the principal FM) is real and is responsible for all the limit-cycle bifurcations.

The principal FM's are reported as a function of period T and for $\beta = 15$ in Figs. 3 and 4 for the symmetric and the asymmetric limit cycles, respectively.

As far as the symmetric limit cycle is concerned (Fig. 3), the following bifurcations can be detected.

- A fold bifurcation (denoted as f_s^1) corresponding to the period T for which the principal FM first takes the value $+1$. The bifurcation f_s^1 gives rise to a pair of symmetric limit cycles, one unstable and one stable.
- As period T is increased, the unstable symmetric limit cycle undergoes a sequence of fold bifurcations for those values of T corresponding to a principal FM equal to

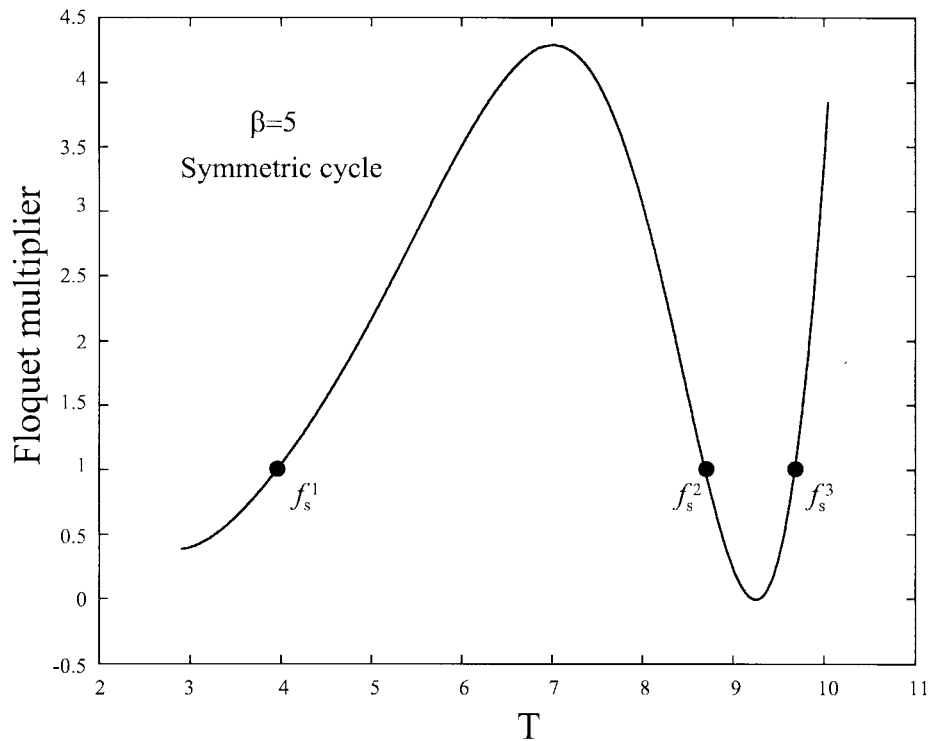


Fig. 5. Principal FM as a function of T for the symmetric limit cycle and $\beta = 5$.

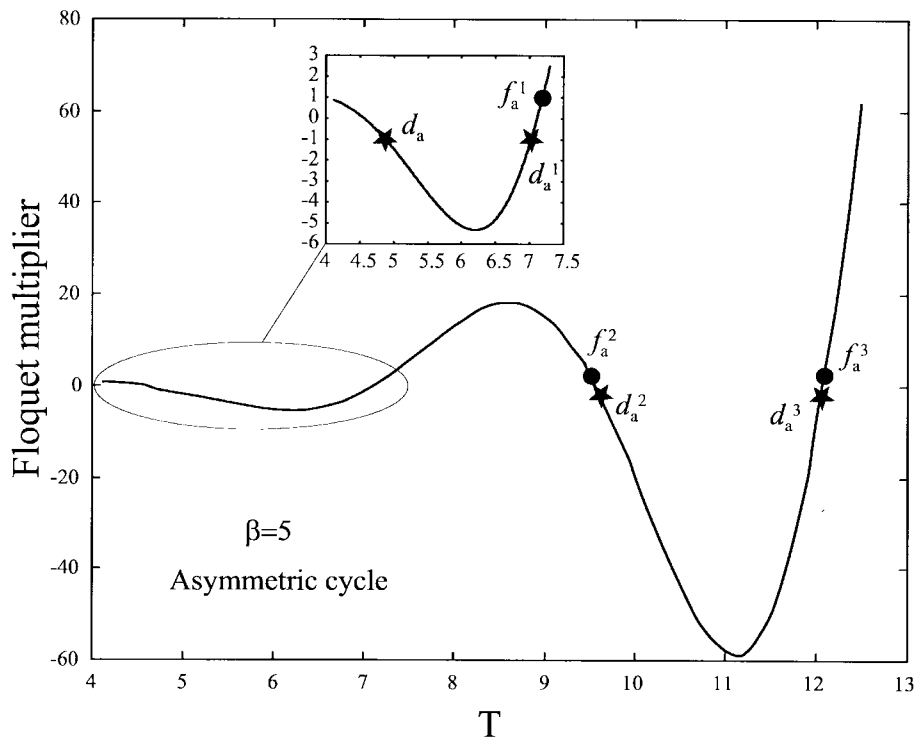


Fig. 6. Principal FM as a function of T for the asymmetric limit cycle and $\beta = 5$.

+1. The first four such bifurcations (indicated as f_s^i , $i = 2, 3, 4, 5$) are shown in Fig. 3.

Notice that: 1) the fold bifurcations f_s^i , $i = 1, 2, 5$ arise for values of α corresponding to a vertical tangent of the $T(\alpha)$ curve of the symmetric limit cycle (solid curve of Fig. 2); 2) the symmetric limit cycle does not present flip bifurcations because the principal FM is always greater or equal to zero

(and the module of the other FM is always less than one); and 3) the symmetric limit cycle is stable for values of T occurring before the bifurcation f_s^1 and within bifurcations $f_s^2 - f_s^3$, $f_s^4 - f_s^5$ (because, as shown in Fig. 3, the principal FM lies in the interval $]0, 1[$).

With respect to the asymmetric limit cycle (Fig. 4), the following bifurcations are revealed.

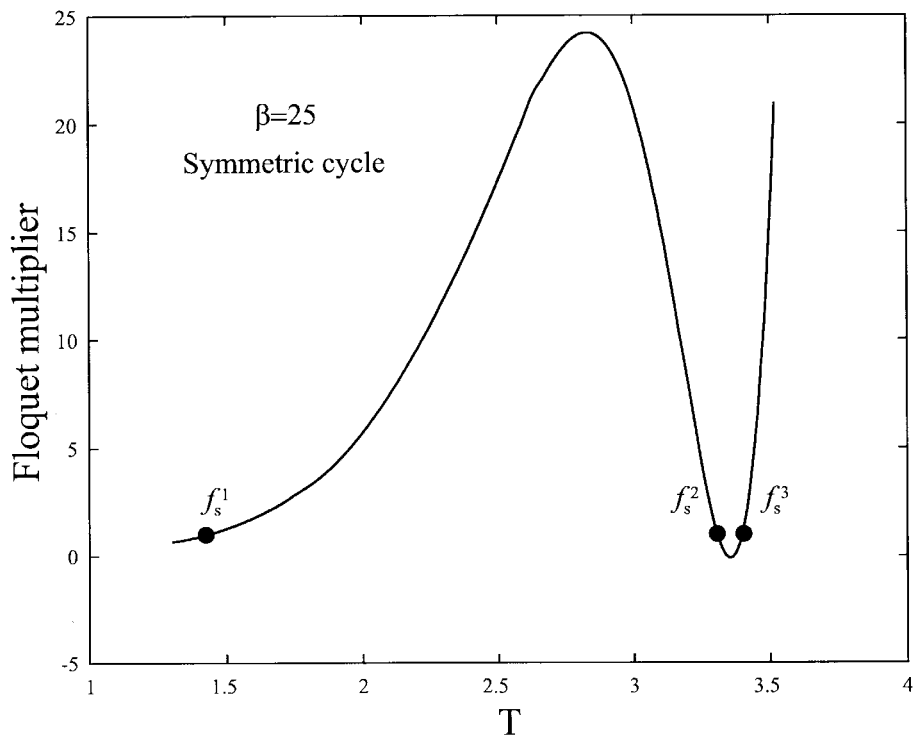


Fig. 7. Principal FM as a function of T for the symmetric limit cycle and $\beta = 25$.

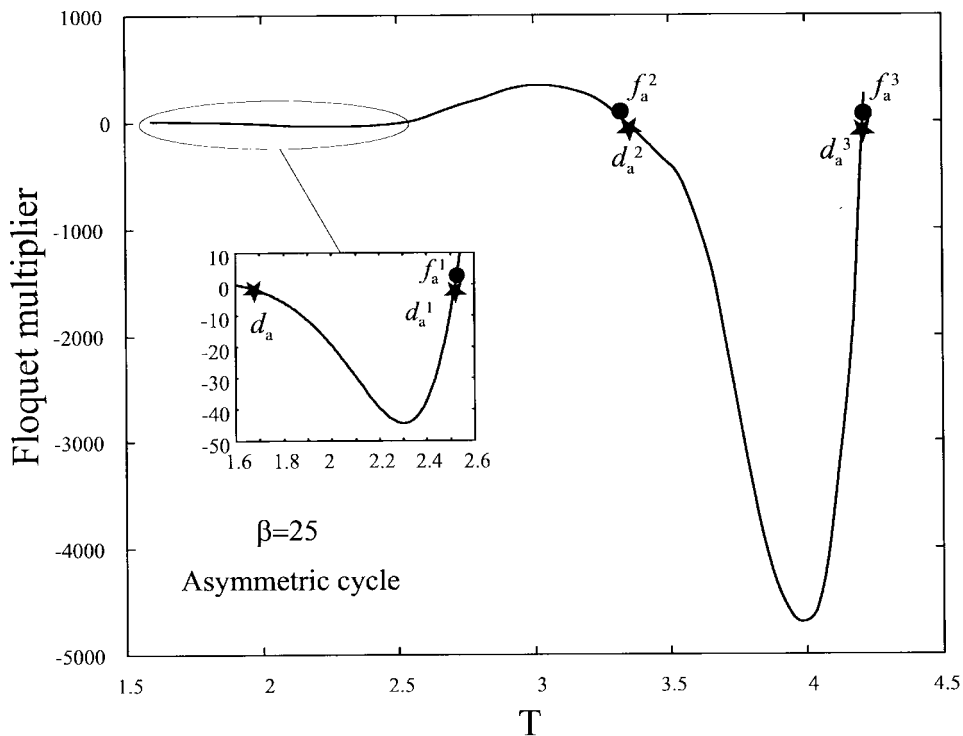


Fig. 8. Principal Floquet multiplier as a function of T for the asymmetric limit cycle and $\beta = 25$.

- The period-doubling bifurcation d_a , giving rise to the well-known spiral attractor that occurs for a period T corresponding to the first crossing of value -1 by the principal FM.
- A sequence of flip and fold bifurcations. The first six such bifurcations: $d_a^1 - f_a^1 - f_a^2 - d_a^2 - d_a^3 - f_a^3$ are shown in Fig. 4. Notice that d_a^i ($i = 1, 2, 3$) are flip bifurcations

for which the principal FM equals -1 . f_a^i ($i = 1, 2, 3$) are fold bifurcations corresponding to a principal FM equal to $+1$.

We remark that: 1) the asymmetric limit cycle is stable for values of T such that the principal FM lies in the interval $]-1, 1[$, i.e., before the bifurcation d_a and within the bifurcations $d_a^1 - f_a^1, f_a^2 - d_a^2, d_a^3 - f_a^3$ and 2) the fold bifurcations

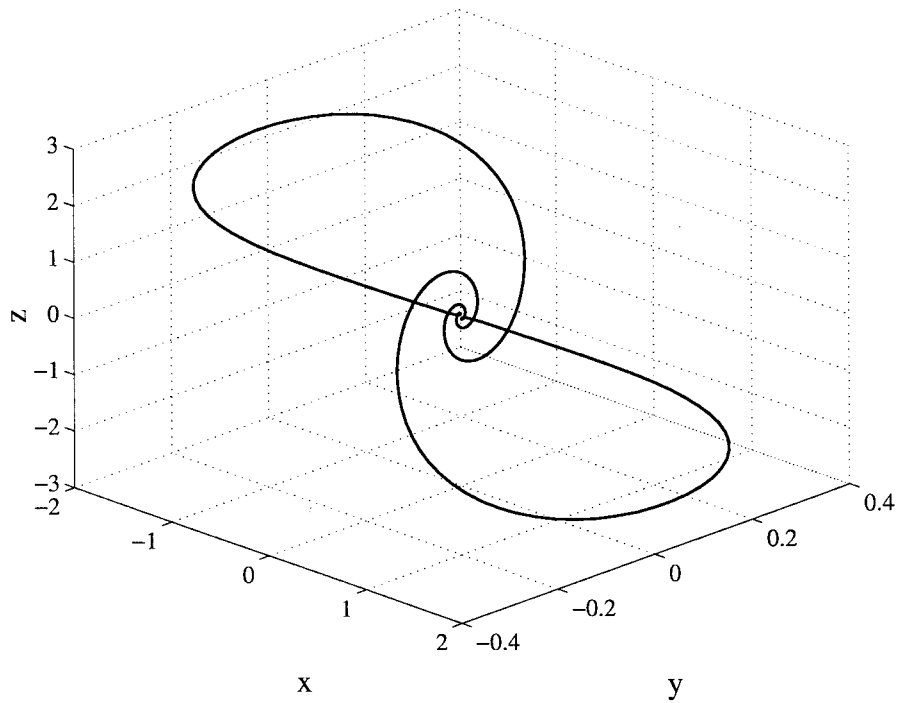


Fig. 9. Periodic orbit obtained from the symmetric limit cycle through the HB system for $T = 13.3685$, $\alpha = 11.5875$, $\beta = 15$. The cycle is very close to the homoclinic loop lying around the origin of the state space. The HB system was solved with $N = 21$ harmonics.

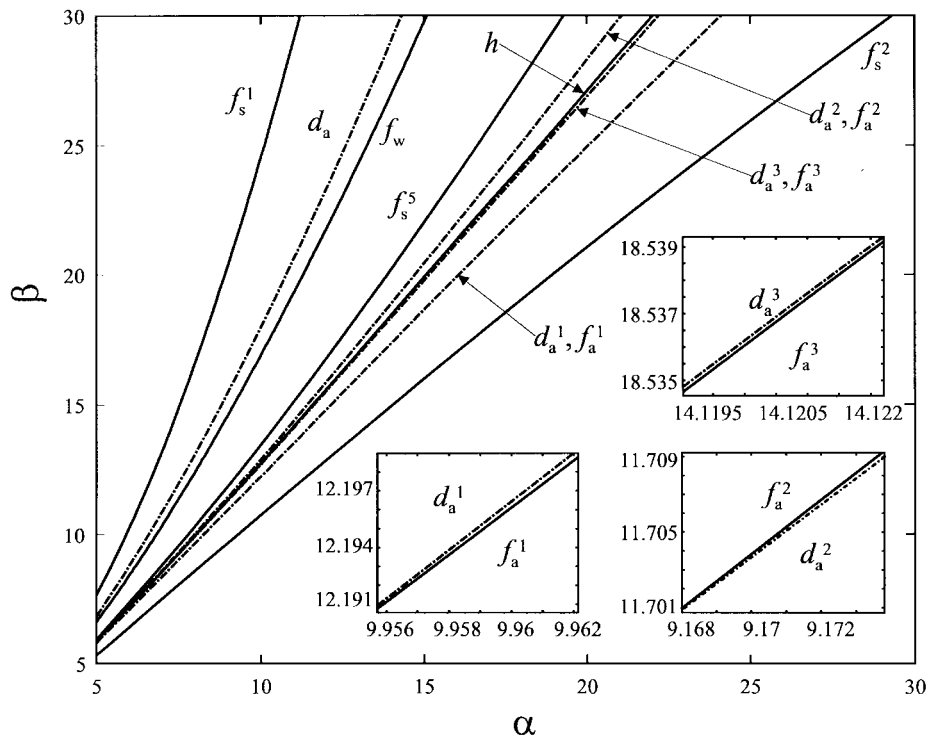


Fig. 10. Bifurcation curves in the parameter space.

f_a^i ($i = 1, 2, 3$) occur for values of α corresponding to a vertical tangent of the asymmetric limit cycle $T(\alpha)$ curve (dashed curve in Fig. 2).

The principal FM's are also shown in Figs. 5–8 for $\beta = 5$ and $\beta = 25$, respectively. It is worth noting that the same fold and flip bifurcations of the case $\beta = 15$ can be observed.

Fig. 2 also yields a strong indication of the existence of a homoclinic orbit, due to the fact that both curves exhibit a

vertical asymptote. In order to verify this conjecture, we have plotted the symmetric limit cycle obtained through the HB system for $T = 13.3685$, $\alpha = 11.5875$, $\beta = 15$ in Fig. 9. The resulting orbit appears to be very close to the homoclinic loop arising from the intersection between the stable and unstable manifolds of the origin of the phase space.

Starting from the bifurcation points detected from Figs. 3 and 4, bifurcation curves have been obtained by continuation

with respect to β . The bifurcations have been evaluated by solving (9) and condition (39) with \underline{X} , T and α as unknowns. We have also detected the fold bifurcation f_w which gives rise to the period-three orbit window lying within the chaotic spiral attractor region of the parameter space. Finally, the homoclinic bifurcation h has been evaluated as the vertical asymptote of the $T(\alpha)$ curve for several values of β . The most significant bifurcation curves in the parameter space are reported in Fig. 10. Since curves $d_a^i - f_a^i$ ($i = 1, 2, 3$) are very close to each other, the insets in Fig. 10 permit us to distinguish between them. It is seen that, for a given value of β , by increasing α one encounters the curves corresponding to the following sequence of bifurcations: $f_s^1 - d_a - f_w - f_s^5 - f_a^2 - d_a^2 - h - d_a^3 - f_a^3 - d_a^1 - f_a^1 - f_s^2$. This is in agreement with the relative positions of the bifurcation points shown in Fig. 2.

V. CONCLUSION

We have presented a spectral approach, based on the harmonic-balance technique, for the analysis of stability and limit-cycle bifurcations in complex nonlinear systems.

The approach is based on the following steps. 1) limit cycles are detected by using the HB technique proposed in [15], which allows the use of a large number of harmonics with a low computational burden; 2) by extending the technique shown in [16], the FM's of each limit cycle are computed as the roots of a low-order algebraic equation; and 3) then bifurcation conditions are expressed in terms of the coefficients of this equation.

The method was applied to Chua's circuit, since this complex dynamical system exhibits a large number of attractors and bifurcation processes. We have shown that, through the proposed spectral approach, a detailed analysis of limit-cycle stability is feasible. Moreover fold, flip, and homoclinic bifurcation curves have been accurately evaluated.

We remark that the above spectral technique is also suitable for studying circuits dispersive in time and distributed systems that admit of a simple description only in the frequency domain.

REFERENCES

- [1] K. S. Kundert and A. Sangiovanni-Vincentelli, "Simulation of nonlinear circuits in the frequency domain," *IEEE Trans. Computer-Aided Design*, pp. 521–535, Oct. 1986.
- [2] A. Ushida, T. Adachi, and L. O. Chua, "Steady-state analysis of nonlinear circuits, based on hybrid methods," *IEEE Trans. Circuits Syst. I*, vol. 39, pp. 649–661, Aug. 1992.
- [3] Y. A. Kuznetov, *Elements of Applied Bifurcation Theory*. New York: Springer-Verlag, 1995.
- [4] R. Genesis and A. Tesi, "A harmonic balance approach for chaos prediction: Chua's circuit," *Int. J. Bifurcation Chaos*, vol. 2, no. 1, pp. 61–79, 1992.
- [5] M. Basso, R. Genesis, and A. Tesi, "A frequency method for predicting limit cycle bifurcations," unpublished.
- [6] A. I. Khibnik, D. Roose, and L. O. Chua, "On periodic orbits and homoclinic bifurcations in Chua's circuit with a smooth nonlinearity," *J. Circuits, Syst. Comput.*, pp. 145–178, 1993.
- [7] C. Piccardi, "Bifurcations of limit cycles in periodically forced nonlinear systems: The harmonic balance approach," *IEEE Trans. Circuits Syst. I*, vol. 41, pp. 315–320, Apr. 1994.

- [8] C. Piccardi, "Bifurcation analysis via harmonic balance in periodic systems with feedback structure," *Int. J. Control*, vol. 62, pp. 1507–1515, 1995.
- [9] ———, "Harmonic balance analysis of codimension-2 bifurcations in periodic systems," *IEEE Trans. Circuits Syst.*, vol. 43, pp. 1015–1018, Dec. 1996.
- [10] V. Rizzoli and A. Neri, "State of the art and present trends in nonlinear microwave techniques," *IEEE Trans. Microwave Theory Tech.*, pp. 343–365, Feb. 1988.
- [11] V. Rizzoli, A. Neri, and D. Masotti, "Local stability analysis of microwave oscillators based on Nyquist's theorem," *IEEE Microwave Guided Wave Lett.*, vol. 7, pp. 341–343, Oct. 1998.
- [12] A. Suarez, J. Morales, and R. Quéré, "Synchronization analysis of autonomous microwave circuits using new global-stability analysis tools," *IEEE Trans. Microwave Theory Tech.*, vol. 46, pp. 494–504, May 1998.
- [13] D. W. Berns, J. L. Moiola, and G. Chen, "Predicting period-doubling bifurcations and multiple oscillations in nonlinear time-delayed feedback systems," *IEEE Trans. Circuits Syst. I*, vol. 45, pp. 759–763, July 1998.
- [14] A. I. Mees, *Dynamics of Feedback Systems*. New York: Wiley, 1981.
- [15] K. S. Kundert, A. Sangiovanni-Vincentelli, and J. K. White, *Steady-State Methods for Simulating Analog and Microwave Circuits*. Boston, MA: Kluwer, 1990.
- [16] E. T. Whittaker and G. N. Watson, *A Course on Modern Analysis*, 4th ed. Cambridge, U.K.: Cambridge Univ. Press, 1996, pp. 413–417.
- [17] R. N. Madan, Ed., "Special issue on Chua's circuit: A paradigm for chaos," *J. Circuits, Syst. Comput.*, vol. 3, Mar. 1993.
- [18] ———, "Special issue on Chua's circuit: A paradigm for chaos," *J. Circuits, Syst. Comput.*, vol. 3, June 1993.
- [19] F. M. Callier and C. A. Desoer, *Linear System Theory*. Heidelberg, Germany: Springer-Verlag, pp. 51–54, 1991.



Fabrizio Bonani (S'89–M'96) was born in Torino, Italy, in 1967. He received the Laurea degree, (cum laude) and the Ph.D. degree in electronic engineering from the Politecnico di Torino, Torino, Italy, in 1992 and 1996, respectively.

Since 1995, he has been a Researcher at the Electronics Department, Politecnico di Torino. His research interests are mainly in the areas of the physics-based simulation of semiconductor devices, with special emphasis on the noise analysis of microwave field-effect and bipolar transistors, and the thermal analysis of power microwave circuits. Part of his research concerns the analysis and simulation of nonlinear dynamical systems. From October 1994 to June 1995, he was with the ULSI Technology Research Department, Bell Laboratories, Murray Hill, NJ, as a Consultant, working on physics-based noise modeling of electron devices.

Dr. Bonani is is member of the Associazione Elettrotecnica Italiana (AEI).



Marco Gilli (M'92) received the Dr. Eng. degree in electronics engineering from the Politecnico di Torino, Torino, Italy, in 1989.

From November 1991 to November 1998, he was a Researcher (Assistant Professor) at the Department of Electronics, Politecnico di Torino. Since November 1998 he has been an Associate Professor of electrical engineering at the Faculty of Engineering, Politecnico di Torino. His research activity is mainly in the area of nonlinear circuits and systems and neural networks and partially in the field of electromagnetic compatibility.

Dr. Gilli received the Best Paper Award from the *International Journal of Circuit Theory and Applications* in 1994 and in 1998, he was recipient of the Ravani Award of the Academy of Science of Turin, for his research in electrical engineering.