

Novel Flower-shaped Multiple Input Multiple Output Dielectric Resonator Antenna

*Original*

Novel Flower-shaped Multiple Input Multiple Output Dielectric Resonator Antenna / Singhwal, Sumer Singh. - In: ACTA MARISIENSIS. SERIA TECHNOLOGICA. - ISSN 2668-4217. - 19:1(2022), pp. 9-12. [10.2478/amset-2022-0002]

*Availability:*

This version is available at: 11583/3007451 since: 2026-02-09T18:20:28Z

*Publisher:*

University Press

*Published*

DOI:10.2478/amset-2022-0002

*Terms of use:*

This article is made available under terms and conditions as specified in the corresponding bibliographic description in the repository

*Publisher copyright*

(Article begins on next page)



# NOVEL FLOWER-SHAPED MULTIPLE INPUT MULTIPLE OUTPUT DIELECTRIC RESONATOR ANTENNA

Sumer Singh SINGHWAL 

Chandigarh University, Department of Electronics and Communication Engineering  
Mohali, Punjab, India-140413

Politecnico di Torino, Department of Electronics and Telecommunications, C.so Duca degli Abruzzi, 24,  
Torino, 10129 Italy

sumersinghwal@gmail.com

## Abstract

*In modern communication systems, dielectric resonator antennas (DRA) play an important role due to its several advantages over contemporary antennas. In this paper, novel flower-shaped multiple input multiple output (MIMO) DRA is proposed for wireless applications in X-band. The proposed antenna with four ports displays more than -15 dB isolation between ports with defected ground technique. The antenna exhibits 7.2-7.5 GHz impedance bandwidth and 4.66 dBi gain at 7.3 GHz. MIMO performance parameters: Envelope Correlation Coefficient (ECC) and Diversity Gain (DG) of the proposed antenna are also studied and calculated.*

**Key words:** Dielectric Resonator Antenna, DRA, MIMO, X-band

## 1. Introduction

Dielectric resonator antenna (DRA) offers numerous advantages over contemporary antennas such as flexibility in design due to three dimensionality, low loss, high gain and high efficiency [1-4]. DRA has plenty of wireless applications and recently these are used in implantable applications also [5-6] which was considered for microstrip patch antennas only at one time. Even concept of liquid DRA is also presented in recent times [7-8] which shows multi-specialty of DRA in different wireless applications. High speed wireless data transfer became possible because of advent of multiple input multiple output (MIMO) technology. Different configurations of MIMO DRA are presented in recent times [10-16]. In [10] authors reviewed recent MIMO DRAs with various perspective and concluded that multi-port

MIMO DRA are tough to design owing to problems associated with them. In [12-16], dual-port, dual-band, four-port and multi-band MIMO DRA for various wireless applications such as 5G, sub-6 GHz, X-band applications have been proposed. In MIMO DRAs as the number of ports increased, complexity and problem of maintaining isolation between feeding ports, also become prominent. This issue has been raised by many researchers but problem associated with increasing number ports hamper performance of antenna system.

In this paper a novel flower-shaped MIMO DRA is proposed for X-band applications. Four dielectric resonator (DR) elements have been placed on a substrate and excited by aperture couple feed. An investigation is carried out to understand radiation and diversity performance of proposed MIMO DRA.

Envelope Correlation Coefficient (ECC) and Diversity Gain (DG) has been calculated using MATLAB calculation software. The simulated impedance bandwidth of proposed antenna is 7.2 GHz-7.5 GHz and peak gain at 7.3 GHz is 4.66 dBi.

## 2. Flower-Shaped DRA Design

In [10] authors, stated that mostly MIMO DRA are fabricated by researchers using dielectric material with relative permittivity ranges from 9-12, because various

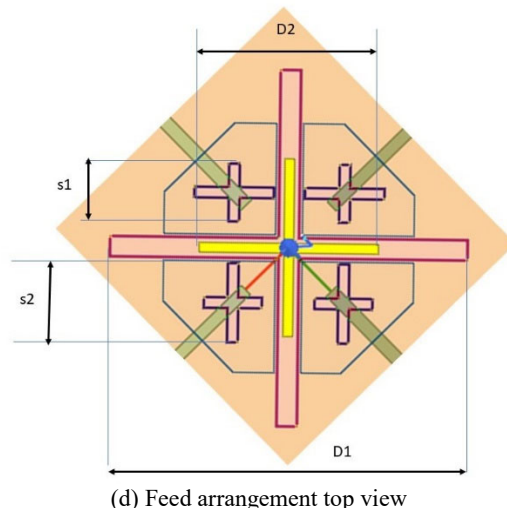
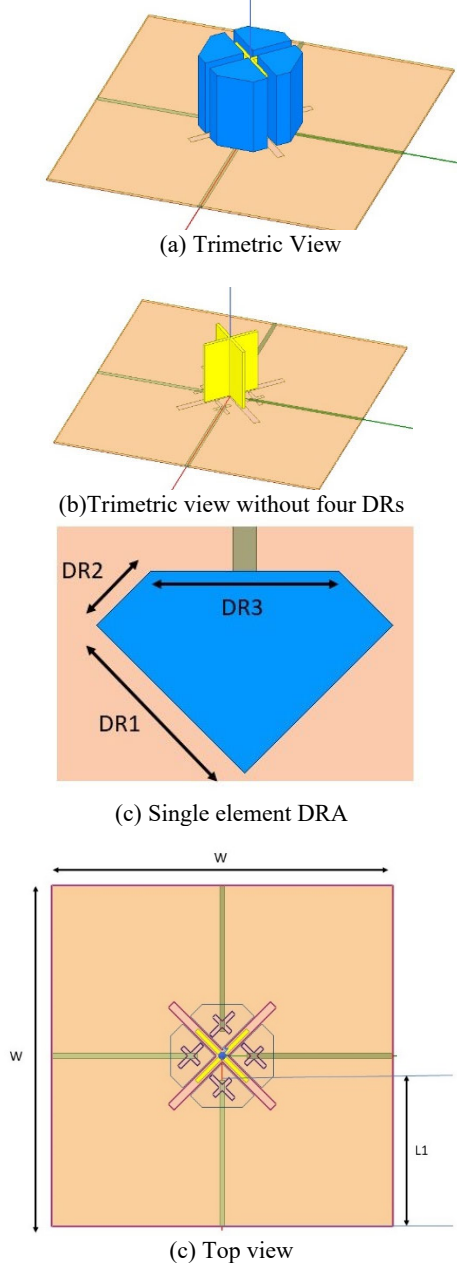


Fig. 1: Geometry of flower-shaped MIMO DRA

advantages and availability of material. The proposed flower-shaped MIMO DRA is also fabricated with anisotropic dielectric material with  $\epsilon_r=10$ . Four elements dielectric resonator are excited by aperture coupled feed on dielectric substrate with  $\epsilon_r=3.55$  and thickness 0.508 mm. These four elements resemble four petals of a flower which confirm its nomenclature. Symmetry is maintained in feeding the four elements so that MIMO operation of antenna does not affect. Figure 1 (a) shows trimetric view of proposed antenna. To minimize mutual radiation effects on neighboring elements, a cross-shaped wall made up of PVC plastic  $\epsilon_r=2.7$  is used as shown in Fig. 1 (b). In Fig. 1 (c) single petal of DR flower is shown. In Fig. (d-e), top view of feed arrangement is displayed without DRA. Defected ground system (DGS) technique is used to maximize isolation between feeding ports as shown in Fig. 1(d). Table 1 shows design parameters of the proposed antenna.

Table 1: Design Parameters

Parameter Name	Value (in mm)
W	60
Substrate thickness	0.508
DR1	10
DR2	5.66
DR3	6.14
DRA Height	19.3
PVC plastic sheet height	18
L1 Microstrip line length	32.5
Microstrip line width	1.15
S1 (slit)	5.16
S2 (slit)	7.5
D1 (DGS slot)	32
D2 (PVC Plastic)	16
Slit width	1

## 3. Results and Discussion

The simulated performance of the proposed antenna is obtained from ANSYS HFSS electromagnetic simulator. The simulated

impedance bandwidth of MIMO DRA is 7.2-7.5 GHz and gain at center frequency 7.35 GHz is 4.66 dBi. Figure 2 illustrates various scattering parameters with respect to frequency. Figure 3 shows a 3-D plot of gain at 7.3 GHz.

To ensure mutual coupling and isolation between ports, surface current distribution is shown in Fig. 4, which confirms high isolation between ports.

Major MIMO performance parameters: ECC and DG have also been calculated using equations mentioned in [12,15] and tabulated in Table 2. For satisfactory MIMO performance ECC should be less than 3 dB which is fulfilled by proposed antenna for complete operating band.

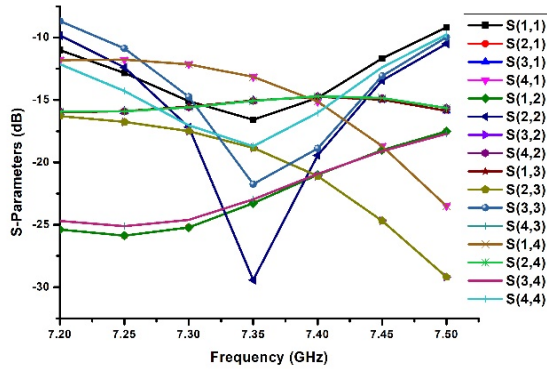


Fig. 2: Simulated S-parameters of flower-shaped MIMO DRA

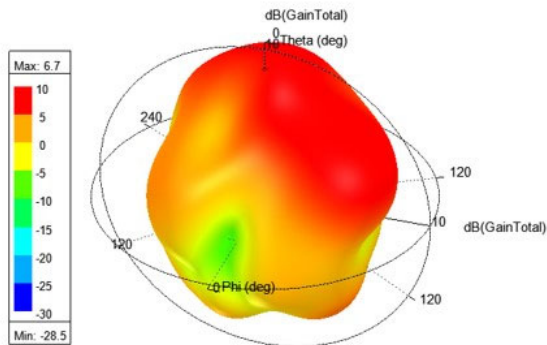


Fig. 3. Three-Dimensional gain plot at 7.3 GHz

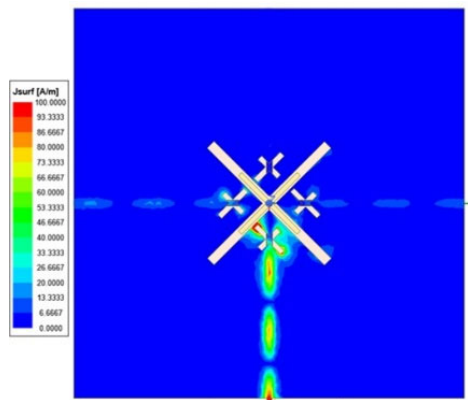


Fig. 4. Surface current distribution at 7.3 GHz

Table 2: MIMO Parameters

Freq (GHz)	Envelope Correlation Coefficient (ECC) dB	Diversity Gain (DG) dB
7.2	0.006866	9.999764
7.25	0.006804	9.999768
7.3	0.006421	9.999794
7.35	0.004366	9.999905
7.4	0.00127	9.999992
7.45	0.001605	9.999987
7.5	0.011242	9.999368

#### 4. Conclusions

In this paper, novel flower-shaped MIMO DRA is proposed for X-band applications. Complete structure made up of four DR elements which are excited by aperture coupled feed. DGS and PVC plastic are used to increase isolation between ports and reduce mutual coupling between DR elements. The radiation performance of MIMO DRA is also studied and simulated impedance bandwidth of proposed antenna is 7.2- 7.5 GHz. The gain of antenna at center frequency is 4.66 dBi and radiation efficiency is above 90% throughout the operating band which make it a good candidate for X-band wireless applications.

#### References

- [1] Petosa A. Dielectric Resonator Antenna Handbook. Boston, MA: Artech Publication House; 2007.
- [2] A. Petosa and A. Ittipiboon, "Dielectric Resonator Antennas: A Historical Review and the Current State of the Art," in IEEE Antennas and Propagation Magazine, vol. 52, no. 5, pp. 91-116, Oct. 2010, doi: 10.1109/MAP.2010.5687510.
- [3] S. S. Singhwal, B. K. Kanaujia, A. Singh, J. Kishor, "Novel circularly polarized dielectric resonator antenna for microwave image sensing application". Microw Opt Technol Lett.; 61: 1821-1827,2019. <https://doi.org/10.1002/mop.31830>
- [4] S. S. Singhwal, B. K. Kanaujia, A. Singh, J. Kishor, "Circularly polarized V-shaped dielectric resonator antenna" Int J RF Microw Comput Aided Eng. 29:e21832, 2019.. <https://doi.org/10.1002/mmce.21832>
- [5] S. S. Singhwal and L. Matekovits, "Ultra-wide-band Circularly Polarized Mushroom-shaped Dielectric Resonator Antenna for 5G and sub-6 GHz Applications," 2021 International Conference on Electrical Engineering and Photonics (EExPolytech), 2021, pp. 100-103, doi: 10.1109/EExPolytech53083.2021.9614869.

- [6] S. S. Singhwal, L. Matekovits, I. Peter and B. K. Kanaujia, "Application of Dielectric Resonator Antenna in Implantable Medical Devices," 2021 IEEE International Symposium on Antennas and Propagation and USNC-URSI Radio Science Meeting (APS/URSI), 2021, pp. 80-81, doi: 10.1109/APS/URSI47566.2021.9704756.
- [7] S. S. Singhwal, L. Matekovits, I. Peter and B. K. Kanaujia, "A Study on Application of Dielectric Resonator Antenna in Implantable Medical Devices," in IEEE Access, vol. 10, pp. 11846-11857, 2022, doi: 10.1109/ACCESS.2022.3144664.
- [8] I. Peter, S. S. Singhwal, "5G Antenna Materials and Ensuing Challenges", In: L. Matekovits, B. K. Kanaujia, J. Kishor, S. K. Gupta, (eds) Printed Antennas for 5G Networks. PoliTO Springer Series. Springer, Cham. [https://doi.org/10.1007/978-3-030-87605-0\\_11](https://doi.org/10.1007/978-3-030-87605-0_11)
- [9] Z. Chen, J. Li, T. Yuan and H. Wong, "Reconfigurable DRAs With Liquid Materials," 2020 IEEE MTT-S International Microwave Workshop Series on Advanced Materials and Processes for RF and THz Applications (IMWS-AMP), 2020, pp. 1-3, doi: 10.1109/IMWS-AMP49156.2020.9199703.
- [10] J. Ren et al., "Radiation Pattern and Polarization Reconfigurable Antenna Using Dielectric Liquid," in IEEE Transactions on Antennas and Propagation, vol. 68, no. 12, pp. 8174-8179, Dec. 2020, doi: 10.1109/TAP.2020.2996811.
- [11] S. S. Singhwal, L. Matekovits, B. K. Kanaujia, J. Kishor, S. Fakhte and A. Kumar, "Dielectric Resonator Antennas: Applications and Developments in Multiple-Input, Multiple-Output Technology," in IEEE Antennas and Propagation Magazine, doi: 10.1109/MAP.2021.3089981.
- [12] N. K. Sahu, G. Das, R. K. Gangwar and K. Rambabu, "An Arrangement for Four-Element MIMO DRA With Complementary CP Diversity," in IEEE Antennas and Wireless Propagation Letters, vol. 20, no. 9, pp. 1616-1620, Sept. 2021, doi: 10.1109/LAWP.2021.3091644.
- [13] S. S. Singhwal, B. K. Kanaujia, A. Singh, J. Kishor, "Dual-port MIMO dielectric resonator antenna for WLAN applications", Int J RF Microw Comput Aided Eng.; 30:e22108, 2020. <https://doi.org/10.1002/mmce.22108>
- [14] G. Das, N. K. Sahu, A. Sharma, R. K. Gangwar and M. S. Sharawi, "FSS-Based Spatially Decoupled Back-to-Back Four-Port MIMO DRA With Multidirectional Pattern Diversity," in IEEE Antennas and Wireless Propagation Letters, vol. 18, no. 8, pp. 1552-1556, Aug. 2019, doi: 10.1109/LAWP.2019.2922276.
- [15] S. S. Singhwal, B. K. Kanaujia, A. Singh, J. Kishor, L. Matekovits, "Dual-band circularly polarized MIMO DRA for sub-6 GHz applications", Int J RF Microw Comput Aided Eng.,30:e22350,2020. <https://doi.org/10.1002/mmce.22350>
- [16] S. S. Singhwal, B. K. Kanaujia, A. Singh, J. Kishor & L. Matekovits (2020) Multiple input multiple output dielectric resonator antenna with circular polarized adaptability for 5G applications, Journal of Electromagnetic Waves and Applications, 34:9, 1180-1194, DOI: 10.1080/09205071.2020.1730984
- [17] A. Kumar, G. Saxena, P. Kumar, et al. "Quad-band circularly polarized super-wideband MIMO antenna for wireless applications", Int J RF Microw Comput Aided Eng.;e23129, 2022. doi:10.1002/mmce.23129