

Relative phase and Josephson dynamics between weakly coupled Richardson models

Original

Relative phase and Josephson dynamics between weakly coupled Richardson models / Buccheri, Francesco; Trombettoni, Andrea. - In: PHYSICAL REVIEW. B, CONDENSED MATTER AND MATERIALS PHYSICS. - ISSN 1098-0121. - 87:17(2013). [10.1103/physrevb.87.174506]

Availability:

This version is available at: 11583/2981598 since: 2023-09-04T15:12:10Z

Publisher:

AIP - APS

Published

DOI:10.1103/physrevb.87.174506

Terms of use:

This article is made available under terms and conditions as specified in the corresponding bibliographic description in the repository

Publisher copyright

APS postprint/Author's Accepted Manuscript e postprint versione editoriale/Version of Record

This article appeared in PHYSICAL REVIEW. B, CONDENSED MATTER AND MATERIALS PHYSICS, 2013, 87, 17, and may be found at <http://dx.doi.org/10.1103/physrevb.87.174506>. Copyright 2013 American Physical Society

(Article begins on next page)

Relative phase and Josephson dynamics between weakly coupled Richardson modelsFrancesco Buccheri^{1,2,3} and Andrea Trombettoni^{4,1}¹*SISSA and INFN, Sezione di Trieste, Via Bonomea 265, I-34136 Trieste, Italy*²*Wigner Research Centre for Physics, Konkoly Thege Miklós út 29-33, 1121 Budapest, Hungary*³*MTA-BME “Momentum” Statistical Field Theory Research Group, Budafoki út 8, H-1111 Budapest, Hungary*⁴*CNR-IOM DEMOCRITOS Simulation Center, Via Bonomea 265, I-34136 Trieste, Italy*

(Received 5 January 2013; published 10 May 2013)

We consider two weakly coupled Richardson models to study the formation of a relative phase and the Josephson dynamics between two mesoscopic attractively interacting fermionic systems. Our results apply to superconducting properties of coupled ultrasmall metallic grains and to Cooper-pairing superfluidity in neutral systems with a finite number of fermions. We discuss how a definite relative phase between the two systems emerges and how it can be conveniently extracted from the many-body wave function, finding that a definite relative phase difference emerges even for very small numbers of pairs (~ 10). The Josephson dynamics and the current-phase characteristics are then investigated, showing that the critical current has a maximum at the BCS-BEC crossover. For the considered initial conditions a two-state model gives a good description of the dynamics and of the current-phase characteristics.

DOI: [10.1103/PhysRevB.87.174506](https://doi.org/10.1103/PhysRevB.87.174506)

PACS number(s): 74.50.+r, 03.75.Lm, 74.20.-z

I. INTRODUCTION

A major issue in mesoscopic physics is the study of the sample sizes for which macroscopic properties emerge in finite systems.¹ A typical context for such a study is provided by systems exhibiting quantum coherence, e.g., superconductivity or superfluidity, in samples with restricted size or number of particles: The general question is then to determine when and how quantum coherence takes place. The subsequent study is relevant in a number of situations, ranging from the investigation of superfluidity of He droplets² to Bose-Einstein condensation in atomic gases with small numbers of particles.³

A prototypical example of these studies of quantum coherence in mesoscopic interacting systems is given by the investigation of the limit size of a metallic grain needed for the occurrence of superconductivity.⁴ This and related questions are conveniently studied by using the Richardson model (RM).^{5,6} The RM describes a system of attractively interacting fermions and is paradigmatic in characterizing pairing in systems with a finite number of fermions.⁵ Its relevance is also due to the remarkable feature of being exactly solvable⁷ and to the fact that it is possible to derive the thermodynamic limit of its exact solution and show that it precisely coincides with the BCS solution.^{8,9}

The RM has been first studied in the context of nuclear physics,^{7,10} where the attraction leading to the pairing is due to the short-range nature of the effective nucleon-nucleon interaction.¹¹ It was subsequently shown to be deeply connected with the exactly solvable Gaudin magnets,¹² through the relation between the respective integrals of motion.¹³ Using such relation, the RM was then extended to more general classes of exactly solvable pairinglike models.¹⁴⁻¹⁸

The RM is particularly relevant for the study of finite-size scaling effects in the BCS theory of superconductivity.¹⁹⁻²⁷ The reason is that the classic BCS approach to superconductivity²⁸ in the presence of a pairing interaction violates particle number conservation.³ Number fluctuations are negligible in the thermodynamic limit, but important for small numbers of particles.⁵ For this reason, the RM is used

in the analysis of ultrasmall metallic and superconducting nanograins.⁶ Experiments on such systems are actually performed at a fixed number of electrons²⁹ due to their large charging energy. The RM was successfully used in clarifying many features of the tunneling spectra of Al nanograins,²⁹⁻³¹ where, for instance, the spectroscopic gap between grains with an odd or even number of electrons was explained with the existence of pairing correlations among these.³²

It is a known general fact that when two superconducting or superfluid systems are weakly coupled a supercurrent flows between the two systems, with the current depending on the relative phase between the two superconducting or superfluid systems.^{33,34} The importance of this Josephson effect stems from the fact that it describes coherent tunneling between superfluid/superconducting systems, and this description is in most cases independent of the details of the microscopic description of the uncoupled systems and of the concrete physical realization of the weak link between them. In this paper we intend to investigate how a definite relative phase emerges between two mesoscopic finite-size attractively interacting systems modeled by RMs and how it is possible to extract it from the time-dependent many-body wave function: We find that this happens even for very small total number of pairs ($\sim 8-10$). This occurs when the “bulk” interaction (i.e., the pairing interaction of the uncoupled systems) is such that the equilibrium properties of the uncoupled models are rather well approximated by the large- N BCS theory. Once the phase is formed and extracted from the many-body wave function, it is then possible to determine the current-phase portrait and study the Josephson effect in such mesoscopic weakly coupled fermionic systems.

Our results can be primarily applied to weakly coupled ultrasmall metallic grains,⁶ but they could be also useful in connection with cold atom experimental setups in which the trapping potential contains a small number of fermions (like Ref. 35) and such traps are set at a distance that allows tunneling: This would be the atomic counterpart of superconducting ultrasmall grains coupled by tunneling terms. A study of the

Josephson effect between small superconducting grains was presented in Ref. 36, studying the dependence of the Josephson energy as a function of the level spacing and focusing on a parameter regime where the notion of a superconducting phase variable is not valid.

Another application of the RM is to the study of the BCS-BEC crossover in finite size fermionic systems.³⁷ The BCS-BEC crossover is a subject which has been thoroughly investigated, also in connection to experimental realizations with ultracold fermions.^{38–40} Increasing the (bare) attractive interaction among fermions, the chemical potential decreases with respect to the noninteracting Fermi energy value, so that a crossover between a BCS state, characterized by loosely correlated, widely overlapping Cooper pairs, to a Bose-Einstein condensate (BEC), in which pairs are tightly bound and minimally overlapping, can be identified.^{38–40} Within the formalism of the RM, the corresponding finite- N version of the BCS-BEC crossover,³⁷ as well as the Josephson effect, can be studied.

In this paper we numerically investigate the Josephson dynamics of two weakly coupled Richardson Hamiltonians. Our motivation for such an investigation is threefold. From one side we are interested in characterizing the superfluid behavior of the system at finite number of particles, with regard to its phase coherence, and in investigating for which values of the number of particles a definite relative phase between the two systems is formed. We find that the system behaves coherently even for a rather small total number of pairs (as low as ~ 8 – 10). We introduce and discuss a way to extract from the many-body wave function the relative phase and its variance, so to quantify in a precise manner whether a well-defined relative phase emerges.

When the relative phase is well defined, we are then interested in understanding and characterizing the effects of the pairing interaction coefficient g (giving rise in the uncoupled models to the BCS-BEC crossover) on the coupled dynamics while varying the pairing interaction coefficient. We are mostly interested in values of coupling g such that the uncoupled models have level occupation amplitudes close to the large- N results.

Finally, our work aims at providing the exact Josephson dynamics between two weakly coupled Fermi systems with small number of fermions across the BCS-BEC crossover. Theoretical studies of tunneling of ultracold fermions across the BCS-BEC crossover recently appeared.^{41–49} In Ref. 42 the tunneling across a barrier potential was studied by solving numerically the Bogoliubov–de Gennes equations at zero temperature: The Josephson current was found to be enhanced around the unitary limit. For vanishing barriers (i.e., large coupling between the two Fermi systems), the critical current approaches the Landau limiting value.⁴² Results obtained from the numerical solution of the Bogoliubov–de Gennes equations were compared with the analytical predictions derived from a hydrodynamic scheme, in the local density approximation.⁴⁶ Whenever such approximation is valid (small and intermediate barriers), good agreement was found. In general, it is instead more difficult to obtain solutions of the Bogoliubov–de Gennes equations for very large barriers,⁴⁷ i.e., when the coupling between the two Fermi systems is weak. Furthermore, one would also like to explore the exact tunneling dynamics

and eventually compare it with the time-dependent solution of the Bogoliubov–de Gennes equations, which has been successfully used to study the dynamics of soliton solutions in trapped superfluid Fermi gases.⁵⁰

The model which is studied in the present paper, although necessarily restricted to small numbers of particles, exploits the integrability of the two uncoupled Richardson systems and makes it possible to compute the exact dynamics when a state with nonvanishing initial number imbalance and/or relative phase is prepared, offering the opportunity to extract the dynamical phase portrait. Another advantage is that it is possible to investigate, in a simplified setting, how the Josephson energy depends on the interaction and the tunneling strength. We find that the Josephson energy has a maximum around the unitary limit, in agreement with results in literature obtained at $T = 0$ in the large- N limit for small and intermediate barriers.^{42,44}

The plan of the paper is as follows. In Sec. II we review the main properties of a single (i.e., uncoupled) RM. The model with two coupled Richardson Hamiltonians is introduced in Sec. III, where we also discuss the main properties of the spectrum. The Josephson dynamics is studied in Secs. IV and V. In Sec. IV we introduce the considered initial states for the dynamics and we discuss the emergence of a definite relative phase among the two Richardson systems. In Sec. V we discuss the dynamical phase portrait, plotting the trajectories in the space of the relative phase and the population imbalance, and we present our results for the critical current as a function of the coupling. We draw our conclusions in Sec. VI.

II. THE RICHARDSON MODEL

The Richardson Hamiltonian is written in terms of the operators $c_{\alpha\sigma}$ destroying fermionic particles in the energy levels $\alpha = 1, \dots, N$ with spin $\sigma = \uparrow, \downarrow$:

$$H = \sum_{\alpha=1}^N \varepsilon_{\alpha} (c_{\alpha\uparrow}^{\dagger} c_{\alpha\uparrow} + c_{\alpha\downarrow}^{\dagger} c_{\alpha\downarrow}) - 2g \sum_{\alpha,\beta=1}^N c_{\alpha\uparrow}^{\dagger} c_{\alpha\downarrow}^{\dagger} c_{\beta\downarrow} c_{\beta\uparrow}. \quad (1)$$

In Eq. (1) the ε_{α} are the single-particles energies of the N levels and g is an interaction coefficient with the dimensions of an energy. In the following, g is assumed to be positive (corresponding to attraction among fermions) and it models the matrix element of the scattering among Cooper pairs of spin-reversed fermions. The model is integrable for any choice of the set of energies ε_{α} ; in the following we consider them to be equally spaced, according to

$$\varepsilon_{\alpha} \equiv \alpha d, \quad (2)$$

where $\alpha = 1, \dots, N$ and d is the level spacing. This is indeed the choice usually done in order to recover the BCS physics in the thermodynamic limit (see more details below).^{5,8}

The Richardson Hamiltonian (1) conserves the number of fermions and, separately, of fermion pairs (doubly occupied levels). An essential feature of the spectrum is the so-called “blocking” effect.⁵ The states which are singly occupied, i.e., those in which there is only one electron with either \uparrow or \downarrow spin, are unaffected by the interaction and the net effect arising from their presence is that of “blocking” the level by preventing the scattering of the other pairs on it. The full Hilbert space

is then divided into sectors with a given number of unpaired fermions and in each of these subspaces the Hamiltonian (1) only couples the doubly occupied (“unblocked”) levels among them, while leaving singly occupied levels effectively decoupled from the dynamics. Denoting the number of pairs by M , it is customary to write a reduced Hamiltonian for the $N_f = 2M$ paired fermions in the N unblocked levels as

$$H = 2 \sum_{\alpha=1}^N \varepsilon_{\alpha} b_{\alpha}^{\dagger} b_{\alpha} - 2g \sum_{\alpha, \beta=1}^N b_{\alpha}^{\dagger} b_{\beta}, \quad (3)$$

where we introduced the (hardcore) pair creation and annihilation operators

$$b_{\alpha}^{\dagger} = c_{\alpha\uparrow}^{\dagger} c_{\alpha\downarrow}^{\dagger}, \quad b_{\alpha} = c_{\alpha\downarrow} c_{\alpha\uparrow}. \quad (4)$$

Notice that the Hilbert spaces on which the Hamiltonian (3) acts are subspaces of the full space of Eq. (1), characterized by given configurations of blocked levels.

A Hamiltonian equivalent to Eq. (3) can be written by introducing the Anderson pseudospin- $\frac{1}{2}$ operators:⁵¹ $S_{\alpha}^{-} = b_{\alpha}$, $S_{\alpha}^{+} = b_{\alpha}^{\dagger}$, $2S_{\alpha}^z = c_{\alpha\uparrow}^{\dagger} c_{\alpha\uparrow} + c_{\alpha\downarrow}^{\dagger} c_{\alpha\downarrow} - 1$. In terms of the $su(2)$ algebra generators, up to a constant, one has

$$H = 2 \sum_{\alpha=1}^N \varepsilon_{\alpha} S_{\alpha}^z - 2g \sum_{\alpha, \beta=1}^N S_{\alpha}^{+} S_{\beta}^{-}. \quad (5)$$

Explicit solutions of the dynamics generated by the Hamiltonians (3) and (5) have been presented and discussed in Ref. 52.

The exact (not normalized) eigenstates of Eq. (3) are constructed by applying a set of generalized creation operators \tilde{B} on the reference state $|0\rangle$ as follows:

$$|\{w\}\rangle = \prod_{j=1}^M \tilde{B}(w_j) |0\rangle, \quad (6)$$

where the reference state is the one in which no hardcore bosons are present:

$$b_{\alpha} |0\rangle = 0, \quad (\alpha = 1, 2, \dots, N). \quad (7)$$

The explicit form of the creation operators is

$$\tilde{B}(w) = \sum_{\alpha=1}^N \frac{b_{\alpha}^{\dagger}}{w - \varepsilon_{\alpha}} \quad (8)$$

and the set of complex number $\{w_j\}$ (referred to as rapidities) satisfies the set of algebraic equations

$$\frac{1}{g} + \sum_{\alpha=1}^N \frac{1}{w_j - \varepsilon_{\alpha}} - \sum_{k \neq j}^N \frac{2}{w_j - w_k} = 0, \quad (j = 1, \dots, M). \quad (9)$$

The number of rapidities corresponds to the number of Cooper pairs in the state and the action of the operator (8) is that of creating a boson, with a given amplitude on each level α , as results from the interaction with all the other Cooper pairs, which in turn is encoded in the system (9). In the limit $g \rightarrow 0$ all the roots of the Richardson equations (9) are real and coincide with a given subset of fields, so that each boson is localized on a definite energy level. On the other hand,

when g is moved to nonzero values, roots can be present in complex conjugated pairs. In particular, for $g \rightarrow 0$, the ground state for a given number M of pairs is the one in which the lowest M levels are filled; in the strong coupling limit $g \rightarrow \infty$ all the roots of this state come in complex pairs (except for the most negative one, when M is odd) and their absolute value diverges. The BCS equations can be obtained from this solution in the limit $N \rightarrow \infty$ while keeping constant filling M/N , energy range Nd , and effective coupling strength gN . In this limit, the root configuration associated with the ground state assumes the shape of an arch in the complex plane, whose extrema are at

$$\mu \pm i \Delta_{\text{BCS}}. \quad (10)$$

As shown in Refs. 5,8,12, and 22, the link of the finite- N results with the large- N BCS theory is provided by the fact that Δ_{BCS} and μ satisfy in the scaling limit previously defined the BCS equations

$$2M = \sum_{\alpha} \left(1 - \frac{\varepsilon_{\alpha} - \mu}{\sqrt{(\varepsilon_{\alpha} - \mu)^2 + \Delta_{\text{BCS}}^2}} \right) \quad (11)$$

and

$$\frac{1}{g} = \sum_{\alpha} \frac{1}{\sqrt{(\varepsilon_{\alpha} - \mu)^2 + \Delta_{\text{BCS}}^2}}. \quad (12)$$

The Richardson mode is integrable by means of algebraic Bethe ansatz.^{13,17} Not only the spectrum and the eigenstates, but also matrix elements⁵³ and correlation functions^{18,25–27,54,55} are exactly computable. In particular, given two states $|\{v\}\rangle$ and $|\{w\}\rangle$ defined as in Eq. (6) with M rapidities, one can make use of

$$\begin{aligned} \langle \{w\} | b_{\alpha}^{\dagger} b_{\alpha} - \frac{1}{2} | \{v\} \rangle &= - \prod_{l=1}^M \frac{w_l - \varepsilon_{\alpha}}{v_l - \varepsilon_{\alpha}} \frac{1}{\prod_{k>j}^M (v_k - v_j)(w_j - w_k)} \det[\tilde{H} - 2\tilde{P}_{\alpha}], \end{aligned} \quad (13)$$

where \tilde{H} is a $M \times M$ matrix defined as

$$\tilde{H}_{j,k} = \frac{\prod_{l=1}^M (w_l - v_k)}{(w_j - v_k)^2} \left(-\frac{1}{g} - \sum_{\alpha=1}^N \frac{1}{v_k - \varepsilon_{\alpha}} + \sum_{l \neq j} \frac{2}{v_k - w_l} \right). \quad (14)$$

\tilde{P} is given by

$$[\tilde{P}_{\alpha}]_{j,k} = \frac{\prod_{l \neq k} (v_k - v_l)}{(w_j - \varepsilon_{\alpha})}. \quad (15)$$

Moreover, the relation

$$\begin{aligned} \langle \{v\} | b_{\alpha} | \{w\} \rangle &= \langle \{w\} | b_{\alpha}^{\dagger} | \{v\} \rangle = \frac{\prod_{l=1}^M (w_l - \varepsilon_{\alpha})}{\prod_{l=1}^{M-1} (v_l - \varepsilon_{\alpha})} \\ &\times \frac{\det \tilde{H}^{-}}{\prod_{j < k}^{M-1} (v_k - v_j) \prod_{j < k}^M (w_j - w_k)}, \end{aligned} \quad (16)$$

will be also used, in which the state $\{|v\rangle\}$ has now $M - 1$ rapidities and the $M \times M$ matrix \tilde{H}^- is defined as

$$\tilde{H}_{j,k}^- = \begin{cases} \tilde{H}_{j,k} & k < M \\ \frac{1}{(w_j - \varepsilon_\alpha)^2} & k = M. \end{cases} \quad (17)$$

A. BCS-BEC crossover in the Richardson model

The RM exhibits two types of crossover behavior. First is the crossover from bulk to few fermions, i.e., from large to small N (Ref. 8). In this case the RM is used to study the corrections to the large- N BCS theory⁹ and in general how the physical quantities are modified when the number N is not large and the energy scale d explicitly plays a role. Since we numerically study the spectrum and the dynamics of coupled RMs, the size of the considered systems are necessarily finite. Moreover, we need to solve Eqs. (9) to determine the eigenstates, which is best done when the spacing d of the levels is kept finite while increasing the number of levels. It is then convenient to define an intensive Richardson gap,²⁵ which is related to the BCS gap Δ_{BCS} by

$$\Delta_{\text{BCS}} = N \Delta, \quad (18)$$

in which the quantity Δ_{BCS} can be extracted from the ground state solution of the Richardson equations (9): It is found that $\Delta_{\text{BCS}} \approx Ng$ (Ref. 5). In the large- N limit, the correlation functions are given by

$$\begin{aligned} \langle b_\alpha^\dagger b_\alpha \rangle &= v_\alpha^2, & \langle b_\alpha b_\alpha^\dagger \rangle &= u_\alpha^2, \\ \langle b_\alpha^\dagger b_\beta \rangle &= u_\alpha v_\alpha u_\beta v_\beta, & (\alpha \neq \beta), \end{aligned} \quad (19)$$

where the u, v 's enter the BCS variational ansatz for the ground state $|GS\rangle = \prod_\alpha (u_\alpha + v_\alpha b_\alpha^\dagger)|0\rangle$ (Ref. 3). The study of the comparison between the correlation functions given by Eq. (19) with those directly from the RM shows that with increasing g the agreement becomes better and better; e.g., as one can see from Fig. 5 of Ref. 25 one has a rather good agreement already for $N \sim 10$ for $g \gtrsim 0.3$. We can then conclude that for values of N considered in the rest of the paper one has for uncoupled systems a rather good agreement with large- N results.

The behavior of μ , the real value of the extremes (10) of the arch formed by the Bethe roots in the complex plane for large values of N and g , depends in general on the filling,

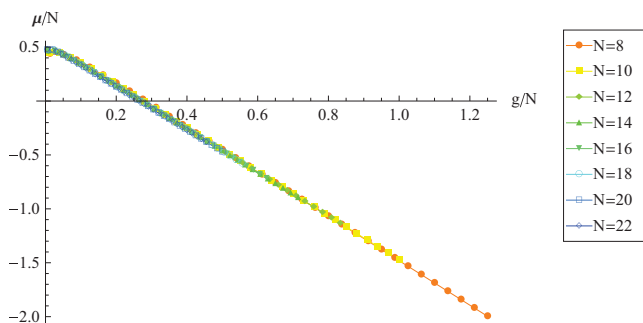


FIG. 1. (Color online) Chemical potential μ per level versus g/N , as computed from Eqs. (11) and (12) for $M = N/2 - 1$. Here and in the captions of the following figures the pairing coefficient g and the energies are expressed in units of d .

and it is $\mu \propto -g$ for fixed values of the initial population imbalance, below half filling. An important point to be stressed is that in the thermodynamic limit the quantity μ , as defined from the root configuration, tends to the chemical potential obtained for attractively interacting fermions in the BCS-BEC crossover.³⁷

We then can argue that the other crossover taking place in the RM is the BCS-BEC one. For large N the parameters Δ_{BCS} and μ satisfy Eqs. (11) and (12). Since the chemical potential changes sign for g larger than a critical value, therefore a BCS-BEC crossover takes place.⁴⁰ A description of the BCS-BEC crossover in the framework of the integrable RM was given in Ref. 37, where the model (3) was considered in the thermodynamic limit and it was argued there that root configurations at strong-enough coupling can be used to identify the boundaries of the crossover. In Fig. 1 we plot μ as a function of g for different values of N as determined from Eq. (11): For the considered values of N one sees that μ changes sign for $g/N \sim 0.25d$ for M close to $N/2$ (notice that exactly at half-filling μ does not change sign). Note that whenever $M < N/2$ the chemical potential becomes more and more negative while increasing g : At some point, it crosses the real axis to negative values, signaling the crossover. Notice that in the BCS scaling,⁵ in which the level spacing goes to zero as the inverse of the size, the crossing point tends to a finite value of g in the thermodynamic limit, whereas in the considered equally spaced model (2) the crossing occurs at a value of g , which is instead $\propto N$.

III. COUPLED RICHARDSON HAMILTONIANS

In this section we introduce the model studied in the rest of the paper featuring two RMs coupled by a tunneling term:^{33,34}

$$H = H_R + H_L + H_T, \quad (20)$$

where H_R and H_L are the “right” and “left” Richardson Hamiltonian, written in terms of the right and left operators $b_{\alpha,R}, b_{\alpha,L}$ (the fermionic operators will be denoted by $c_{\alpha\sigma,R}$ and $c_{\alpha\sigma,L}$ with $\sigma = \uparrow, \downarrow$). We consider the simpler setting in which the two models have the same value of the coupling g and the same energy levels ε_α :

$$H_s = 2 \sum_{\alpha=1}^N \varepsilon_\alpha b_{\alpha,s}^\dagger b_{\alpha,s} - 2g \sum_{\alpha,\beta=1}^N b_{\alpha,s}^\dagger b_{\beta,s}, \quad (s = L, R), \quad (21)$$

with the ε_α 's equally spaced and given by Eq. (2). The number of levels is taken to be equal to N both for the left and the right systems. The total number of pairs in the system is denoted by M_T ; we will also denote by M_L and M_R the operators of the number of pairs in the left and right system: $M_s = \sum_{\alpha=1}^N b_{\alpha,s}^\dagger b_{\alpha,s}$ (with $s = L, R$).

We write the tunneling term describing the hopping of a single fermion from one system to the other in the form

$$H_T = -\eta \sum_{\sigma=\uparrow,\downarrow} \sum_{\alpha,\beta=1}^N (c_{\alpha\sigma,L}^\dagger c_{\beta\sigma,R} + \text{H.c.}) \quad (22)$$

(with η having the dimension of an energy). Following the usual approach initially introduced by Josephson,³³ using second-order perturbation theory one can derive an effective

Hamiltonian for small values of λ (corresponding to the regime of weakly coupled Richardson Hamiltonians). It turns out that this effective Hamiltonian can be written only in terms of the pair operators,³⁶ greatly simplifying the study of the dynamics.

Since the uncoupled Hamiltonians (21) contain only interactions among pairs, the eigenstates of Eq. (1) can be classified in terms of their *seniority* ν , i.e., the number of the unpaired electrons. The second-order effective tunneling term can be written as

$$H^{(2)} = - \sum_{\nu} \sum_{\sigma=\uparrow,\downarrow} \sum_{\alpha,\beta=1}^N H_T \frac{|\alpha_L \beta_R \sigma; \nu\rangle \langle \alpha_L \beta_R \sigma; \nu|}{E_{\alpha_L \beta_R \nu}} H_T, \quad (23)$$

in which the sum runs over all the possible intermediate states that can be reached from a ν -seniority couple of states $|N/2 + \nu\rangle_L \otimes |N/2 + \nu\rangle_R$, by removing an electron of spin σ from the level β_R of the right grain and adding it on the level α_L on the left grain (or vice versa). In Eq. (23) the quantity $E_{\alpha_L \beta_R \nu}$ is the corresponding excitation energy relative to the initial state.

Following Ref. 36, it is possible to limit the space of states on which the intermediate sum runs over to the lowest energy ones, when acting with Eq. (23) on the lowest-energy states of the two uncoupled systems in which all fermions are bound into Cooper pairs. In fact, the energy $E_{\alpha_L \beta_R \nu}$ includes the energy needed to break a pair and the effect of the blocking of the states on the collective excitations on both subsystems.

Across the whole BCS-BEC crossover, the breaking of a pair associated with the tunneling of a single electron is energetically depressed. Processes like the ones depicted in Figs. 2(a) and 2(b) are suppressed by a factor $1/\Delta_{\text{BCS}}$ in the dynamics, since they involve both the breaking of a pair, with an energy cost equal to the BCS gap Δ_{BCS} and the blocking of a level, which affects all the levels and has therefore an energy cost roughly proportional to N . At second order in the fermion tunneling, it is more convenient to reach a final state in which only Cooper pairs are present.³³ Moreover, single-fermion tunneling does not produce a current in the absence of an applied driving force, so they will not affect the current. This is true in particular for processes like the one in Fig. 2(c), which reproduces the initial state and can be included in a redefinition of the energies of the unperturbed system. We are therefore led to consider as dominant the coherent pair tunneling, which involves both the electrons of a Cooper pair and can be directly written in terms of the bosonic operators $b_{\alpha,L}^\dagger, b_{\beta,R}$ or $b_{\alpha,L} b_{\beta,R}^\dagger$, as in Fig. 2(d). Assuming the two systems to have a definite relative phase (as checked and discussed in Sec. IV), the coherent tunneling involves a phase shift on the state in which

it takes place and a corresponding variation of the relative number of fermions $\delta N_f = \pm 2$ [see Fig. 2(d)].

We therefore focus on coherent pair tunneling, for which the effective Hamiltonian is^{33,36}

$$H^{(2)} \approx -\lambda \Delta_{\text{BCS}} \sum_{\alpha,\beta} \frac{b_{\alpha,L}^\dagger b_{\beta,R} + b_{\alpha,L} b_{\beta,R}^\dagger}{E_\alpha + E_\beta}, \quad (24)$$

where $E_\alpha = \sqrt{\xi_\alpha^2 + \Delta_{\text{BCS}}^2}$, $\xi_\alpha = \varepsilon_\alpha - \mu$, and $\lambda = 2\eta^2/\Delta_{\text{BCS}}$. As can be seen in Eq. (24), we decided to scale the tunneling coefficient with Δ_{BCS} since this is the relevant scale throughout the crossover and it is a finite quantity in the thermodynamic limit; furthermore, the form (24) ensures that the tunneling acts as a perturbation also on the BCS side and for small values of g .

The form (24) is particularly relevant since it formalizes the fact that preparing the system in its ground state and adding a weak fermionic tunneling term to the uncoupled Richardson Hamiltonians does not destroy the Cooper pairs picture. This provides a major simplification in the problem, allowing for the study of the Josephson problem only in terms of hardcore bosons since the subspaces with different seniority will not be accessed neither by the “single-site” dynamics of the uncoupled Richardson systems, nor by the coupling between different sites (see a discussion on the single-fermion tunneling effects at the end of Sec. IV).

The ground-state state of Hamiltonian $H = H_L + H_R + H^{(2)}$ was studied in Ref. 36 and the behavior of the Josephson energy investigated as a function of the level spacing. Integrable versions of coupled pairing Hamiltonians was proposed and studied in Refs. 56–59, while an analysis of the spectrum of two weakly coupled Richardson Hamiltonians with $H_T \propto \sum_{\alpha,\beta} (b_{\alpha,L}^\dagger b_{\beta,R} + b_{\alpha,L} b_{\beta,R}^\dagger)$ was presented in Refs. 36 and 60.

In the following we consider the Hamiltonian $H = H_L + H_R + H^{(2)}$, with $H^{(2)}$ given by Eq. (24) and we investigate the properties of its spectrum and the dynamics starting from an state at time $t = 0$ having an initial relative phase difference and/or an initial population imbalance. We are interested to ascertain for what values of N a relative phase difference $\delta\phi$ is well defined and to study the dynamics in terms of the time evolution of $\delta\phi(t)$ and $\delta M(t)$, where δM is the difference between the number of pairs of the two systems defined by Eq. (31). Note that, in general, the gap and the chemical potential appearing in Eq. (24) will be functions of time as well. However, for the sake of simplicity, we consider them as constant, which in the present case stands as an approximation valid for small fractional population imbalance.

The initial state is prepared in the following way (see more details in Sec. IV): The uncoupled system ($\lambda = 0$) is initially

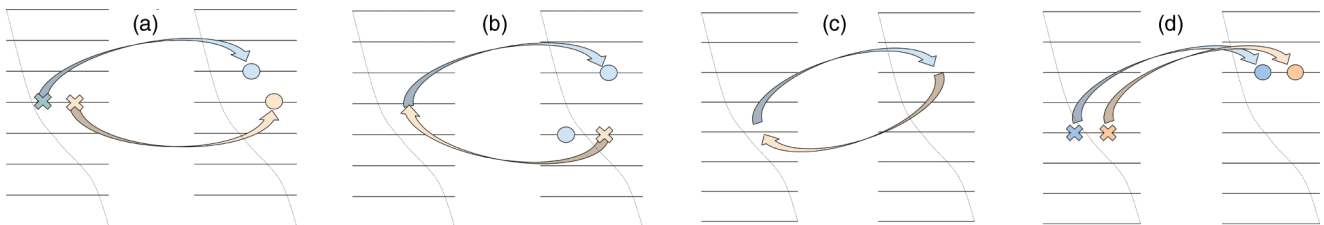


FIG. 2. (Color online) Second-order processes associated to the Hamiltonian (23).

in the ground state, characterized by a definite occupation number on the left and on the right parts; then, at time $t = 0$, the coupling $\lambda \ll d$ is turned on and the quantum dynamics is studied.

Integrability plays an important role in the study of both spectrum and dynamics, since it gives the exact eigenstates of the two uncoupled systems and, most importantly, the exact hopping matrix elements. It also provides an efficient truncation mechanism to select the most important eigenstates in the dynamics. As we discuss in the following, one can avoid diagonalizing the Hamiltonian written on a basis of the full Hilbert space of the coupled problem and instead limit its size by restricting only to a subset of states.

Operatively, we start from the basis of the exact eigenstates of the two uncoupled models, with $\lambda = 0$, with the number of pairs on the left (M_L) and on the right (M_R) separately conserved. Once the total number M_T of pairs is fixed, the factorized basis S_{M_T} is split into subsectors, each of them characterized by the occupation number of the left model M_L and that of the right one M_R , such that $M_L + M_R = M_T$. Denoting by S_M a basis of eigenstates of Eq. (3) for the subspace with given number M of pairs, the fixed-number subspaces are spanned by

$$S_{M_L, M_R} = \{ \Phi_L^{(M_L)} \otimes \Phi_R^{(M_R)} \mid \Phi_L^{(M_L)} \in S_{M_L}, \Phi_R^{(M_R)} \in S_{M_R} \}, \quad (25)$$

so that the factorized basis is

$$S_{M_T} = \bigcup_{M=\max(0, 2N-M_T)}^{\min(N, M_T)} S_{M, M_T-M}. \quad (26)$$

It is possible to show that many states in S_M are effectively not involved in the dynamics and consequently reduce the space of quantum states to a computationally manageable size. To see this, let us first consider the limits $g \rightarrow 0$ and $g \rightarrow \infty$. In the noninteracting case, the single-level occupation numbers are good quantum numbers for the system. It follows that all the excitations above the Fermi sea ground state induced by the coupling, in the regime in which the tunneling coupling is small ($\lambda/d \ll 1$), are the states in which one particle is missing from the Fermi sea or one particle is added above it. These are a subset of the ‘‘particle-hole’’ states, obtained from exciting one pair from below to above the Fermi level, which are instead there at second order.

In the opposite limit $g \rightarrow \infty$, it is useful to rewrite Eq. (3) in terms of spins, obtaining the spin Hamiltonian (5). In the strong coupling limit $g \rightarrow \infty$, the Hamiltonian (5) reads²³

$$H \approx -2g(\vec{S} \cdot \vec{S} - (S^z)^2 - S^z) \quad (27)$$

($\vec{S} = \sum_{\alpha} \vec{S}_{\alpha}$) and it conserves the total spin of the state and its z projection. Numerical solutions of the Richardson equations show that the rapidities can either diverge proportionally to g or remain finite, with real part which lies ‘‘trapped’’ between two energy levels. In the strong coupling limit, the tunneling Hamiltonian. Consequently, the states group into highly degenerate total spin subspaces.²³ In the strong coupling limit, the tunneling Hamiltonian (23) simplifies as well: The BCS gap diverges linearly with g and all the pairs of levels in

Eq. (24) factorize a common term, yielding

$$H^{(2)} \approx -\frac{\lambda \Delta_{\text{BCS}}}{\sqrt{\Delta_{\text{BCS}}^2 + \mu^2}} S_{\text{tot}, L}^+ S_{\text{tot}, R}^- + \text{H.c.} \quad (28)$$

(where $\vec{S}_L = \sum_{\alpha} \vec{S}_{\alpha, L}$ and $\vec{S}_R = \sum_{\alpha} \vec{S}_{\alpha, R}$). The ground state is the unique state in which all the rapidities diverge in the strong coupling limit and it is the one with highest (total) spin. The relation between the number r of diverging roots at strong coupling and the eigenvalues of the spin Hamiltonian (27) is $r = s - s^z$ (Ref. 23), $s(s+1)$ and s^z being the total spin projection along the z axis. One then sees that it is sufficient to restrict the single-site Hilbert space to the root configurations with one less (or one more) rapidity and the same number of rapidities which diverge at large g , i.e., again the ground state of the new sector: Therefore, no new state is needed. Although the previous arguments are valid in the two limiting regimes $g \rightarrow 0$ and $g \rightarrow \infty$, we numerically compared the results with exact diagonalization (for $N = 6$) or the effect of adding more total spin subspaces to the dynamics (for $N = 8$). In all the tests we performed, results in excellent agreement were found.

Algorithms for connecting the number of roots that eventually diverge to the initial state configurations have been given in Refs. 25,61. The included states are exemplified in Fig. 3 and consist of the evolution in g of all the configurations in which, in the weak coupling limit, one particle is excited from the Fermi sea to right above its surface or from the Fermi energy to one more energetic state.

The algorithm used for solving the Richardson equations numerically is based on the one described in Ref. 62. To obtain eigenstates at a given g , one starts from $g = 0$, where the rapidities that solve the Richardson equations are known within good approximation. It is therefore possible to solve numerically (9) for some values of g around zero: The coefficients of the polynomial having these rapidities as roots are computed. One then extrapolates these coefficients to a new value of the pairing, in steps $\delta g \simeq 0.01d$, and computes the roots of the extrapolated polynomial, using them as a starting guess for the numerical solution of the Richardson equations. The procedure is iterated up to the desired value of g ⁶² (see more details in Ref. 63). This algorithm makes it possible to solve every configuration for sizes $N \leq 10$, which we use in this paper. A numerical procedure for dealing with general

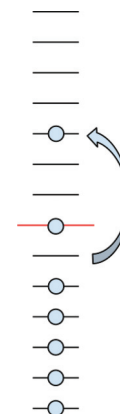


FIG. 3. (Color online) Particle-hole states.

Gaudin models is presented in Ref. 64. Once the factorized basis has been determined, we write the tunneling term by using Eq. (16) and diagonalize the resulting Hamiltonian.

A. Properties of the spectrum

In Fig. 4 we plot the energy spectrum for two coupled RMs as a function of the tunneling parameter λ for three different values of g . It is seen that the effect of a weak tunneling on the spectrum depends essentially on the coupling among fermions: One can clearly identify a regime of nearly noninteracting particles, in which the quasidegeneracy of the levels is given by the number of ways of promoting one or more particles in an excited level to obtain a given energy (degeneracy is a consequence of the choice of equally spaced levels). In this regime, the perturbation splits the levels of one band as far as the band spacing, hence giving rise to a spectrum in which the original degeneracies are not seen any more.

On the other hand, in the strong coupling regime states group into eigenstates of the total angular momentum, as seen from the spin representation (27). Since the distance among the energies of these subspaces is of order g , in this regime, even a tunneling term of several times the gap cannot mix the different subspaces among them.

In the crossover region, the strong coupling subspaces are already quite defined, but not far one from the other. It follows that a sufficiently strong perturbation can still hybridize them. To better illustrate this point, we may evaluate how much the levels are shifted by turning on λ . However, the absolute value of the shift should be compared with the level spacing in a situation where levels are well-distinguishable (intermediate couplings) and the band spacing in the presence of strong degeneration ($g \rightarrow 0$ or $g \rightarrow \infty$).

A convenient way to proceed is to divide the all spectrum in a certain number of intervals (let N_{bin} this number) and count how many levels lie in each interval. We define the quantity

$$\chi_m \equiv (\# \text{ levels in the } m\text{th interval}) (\lambda) - (\# \text{ levels in the } m\text{th interval}) (\lambda = 0). \quad (29)$$

The average of this quantity with respect to the interval index m is obviously zero. The relevant quantity is instead its standard deviation σ_χ . The result is plotted in Fig. 5, left panel. The quantity σ_χ has a maximum around $g/d \sim 1$, corresponding to the point in which the degeneracies of the noninteracting picture are already destroyed, while the energy bands of the strong coupling regime are not evident

yet. This result is, of course, related to the occurrence of a crossover between weakly attracting fermions and tightly bound pairs. For the uncoupled systems, from the point of view of the energy spectrum the crossover reflects itself on the creation of energy bands out of the pair levels, which are more and more separated by increasing g . This is also seen at the level of the coupled spectrum. The doublet structure characterizing coupled noninteracting systems is melted into an highly degenerate band structure.

In the right part of Fig. 5, we plot the energy difference between the first excited state and the ground state in a system with an odd number of particles as a function of g . It turns out that, as long as the gap opens more and more, the energy difference between the components of the level doublet reaches a maximum splitting.

IV. EMERGENCE OF A DEFINITE RELATIVE PHASE

In this section we explain what initial states have been considered and discuss how a definite relative phase emerges for small numbers of particles and our algorithm for obtaining it from numerical data.

The initial state $|\Psi(t=0)\rangle$ is prepared in a linear combination of ground states of the uncoupled systems having a different number of pairs and therefore a population imbalance. This state is evolved in time with the dynamics generated by Eq. (20), with $\lambda \neq 0$ in the tunneling term. More precisely, at $t=0$ the system is generically in a linear superposition of two states with a given number of pairs (we choose M_0 in a system and $M_0 - D$ in the other). The total number of pairs is conserved during the time evolution and is $M_T = 2M_0 - D$. Denoting by $|\Phi_M^{(L,R)}\rangle$ the lowest-energy state with M pairs of either the left or the right system, we prepare the system in the state

$$|\Psi(t=0)\rangle = \frac{1}{\sqrt{1+\xi^2}} (|\Phi_{M_0}^{(L)}\rangle \otimes |\Phi_{M_0-D}^{(R)}\rangle + e^{i\phi_0} \xi |\Phi_{M_0-D}^{(L)}\rangle \otimes |\Phi_{M_0}^{(R)}\rangle); \quad (30)$$

given the limitation on the total number of pairs ($M_T \leq 10$), we most consider $D=1$, therefore creating an initial state by a linear superposition of M_0 pairs in a system and $M_0 - 1$ in the other, and $D=2$ (typically we choose $M_0 = N/2$ or $M_0 = N/2 \pm 1$).

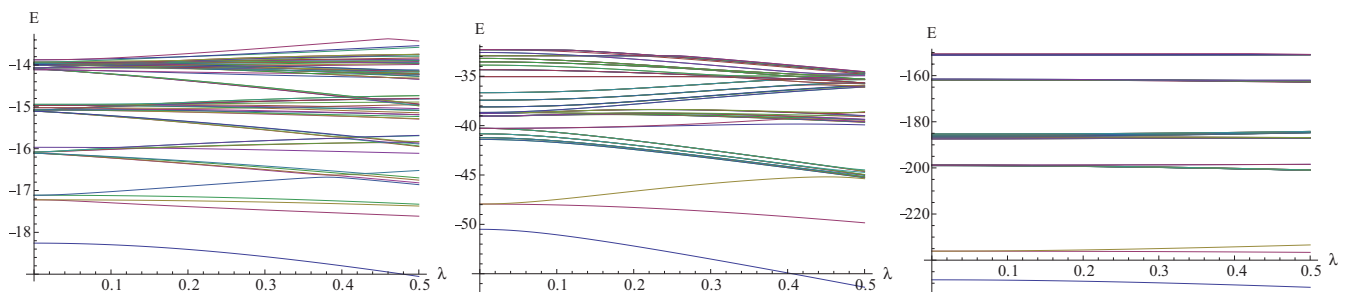


FIG. 4. (Color online) Energy spectrum vs λ for $N=8$ and $M_T=8$, with $g=0.1$ (left), $g=1.2$ (center), $g=6.2$ (right); for simplicity, thereafter also λ is expressed in units of d .

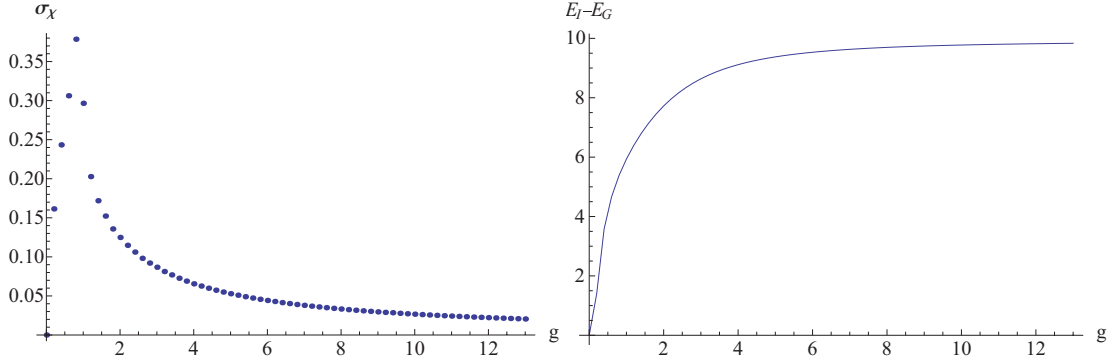


FIG. 5. (Color online) (Left) Standard deviation σ_χ vs g associated with the level structure, given by ($N_{\text{bin}} = 100$, $\lambda = 0.05$, $N = 8$, $M_T = 6$). (Right) Energy difference between the first excited state and the ground state as a function of g for the same values of the parameters.

Given $|\Psi(t)\rangle$, one can compute the pair population imbalance as

$$\begin{aligned} \delta M(t) &\equiv \langle \Psi(t) | M_L - M_R | \Psi(t) \rangle \\ &= \langle \Psi(t) | \sum_{\alpha} (b_{\alpha,L}^\dagger b_{\alpha,L} - b_{\alpha,R}^\dagger b_{\alpha,R}) | \Psi(t) \rangle \end{aligned} \quad (31)$$

(the population imbalance δN_f is just $\delta N_f = 2\delta M$). Notice that with $\xi = 0$ it is $\langle \Psi(t=0) | M_L | \Psi(t=0) \rangle = M_0$.

According to the notation of Ref. 65, we denote by $z(t)$ the fractional population imbalance:

$$z(t) = \frac{\delta M(t)}{M_T}. \quad (32)$$

Using the state (30) one simply obtains

$$\delta M(t=0) = D \frac{1 - \xi^2}{1 + \xi^2};$$

therefore, varying the parameter ξ one can choose different initial population imbalances (with $|\delta M(t=0)| \leq D$). The dynamics is then studied turning on a small perturbation ($\lambda/d = 0.01-0.1$ in our runs) and compute the time evolution of the state after exact diagonalization the Hamiltonian. The main limitation of this protocol arises from the consume of RAM by diagonalization subroutines. By limiting subspaces appropriately, as discussed in Sec. III, one can study systems up to $N = 10$ levels (both on left and right systems).

An important issue we want to address in this section, arising from the fact that we can treat the exact quantum dynamics of the coupled model only for a limited number of pairs, is whether a definite relative phase emerges at small sizes. In the presence of the tunneling term (23), eigenstates will, in principle, be written as a combination of many of the factorized states of the two uncoupled Hamiltonians. Nevertheless, as we will see, when the initial population imbalance is small, the number of involved states is rather small. Moreover, even for higher particle imbalance, when the tunneling is weak and the pairing strength is strong enough, the Hilbert space of each system organizes in subspaces, labeled by eigenvalues of the total spin (see Sec. II). It follows that in most cases, even if the exact states involved are many, the corresponding energy eigenvalues are not very different; therefore, the time evolution takes place with nearly definite phase.

Note that in our canonical setting the expectation value $\langle \Psi(t) | b_{\alpha,L/R} | \Psi(t) \rangle$ is always vanishing, since the b 's operators does not conserve the number of particles. However, we can define time-dependent phase differences between one level in a system and a level in the other system systems by the use of the formalism of Sec. II evaluating the dynamical two-point functions (for the uncoupled systems, dynamical two-point correlations have been studied^{26,66}).

From the correlation function $\langle \Psi(t) | b_{\alpha,L}^\dagger b_{\beta,R} | \Psi(t) \rangle$ one can extract how much the phases of two distinct levels differ at a given time. In particular, we considered two different procedures for the choice of the levels, which can be tested one against the other, and define

$$w_\alpha(t) = \langle \Psi(t) | b_{\alpha,L}^\dagger b_{\alpha,R} | \Psi(t) \rangle \quad (33)$$

and

$$z_\alpha(t) \equiv \langle \Psi(t) | b_{\alpha,L}^\dagger b_{N/2,R} | \Psi(t) \rangle. \quad (34)$$

In Eq. (34) the subscript refers to the level on the left system and a reference state is taken on the right system (arbitrarily chosen to be the level $N/2$); conversely, in Eq. (33), the level is chosen to be the same on both systems. We define a relative phase between levels as

$$w_\alpha(t) \equiv |w_\alpha(t)| e^{i\delta\phi_w(t;\alpha)} \quad (35)$$

and

$$z_\alpha(t) \equiv |z_\alpha(t)| e^{i\delta\phi_z(t;\alpha)}. \quad (36)$$

The functions $\delta\phi_w(t;\alpha)$ and $\delta\phi_z(t;\alpha)$ are functions of both time and level index. It is then necessary to verify whether the levels have small phase difference: To do this, we define the level average

$$\delta\phi_{w,z}(t) = \frac{1}{N} \sum_{\alpha=1}^N \delta\phi_{w,z}(t;\alpha) \quad (37)$$

and their standard deviation $\sigma_{w,z}(t)$ [with $\sigma_{w,z}^2(t) = (1/N) \sum_{\alpha=1}^N (\delta\phi_{w,z}(t;\alpha) - \delta\phi_{w,z}(t))^2$]. The time evolution of the mean values $\delta\phi_{w,z}(t)$ is reported in Fig. 6. One sees that already for $M_T = 8$, one has relatively small values of g where the two definitions of the relative phase are in good agreement for most of the times. The two definitions $\delta\phi_w(t)$ and $\delta\phi_z(t)$ are expected to agree only when the two systems show coherent

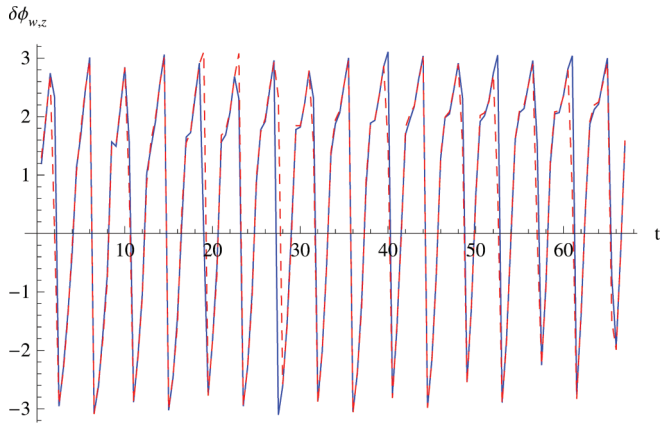


FIG. 6. (Color online) Phase differences $\delta\phi_w(t)$ (solid blue line) and $\delta\phi_z(t)$ (dotted red line) vs t for the coupled systems with $N = 8$ levels each, total number of pairs $M_T = 8$, pairing strength $g = 0.6$, tunneling parameter $\lambda = 0.1$, $D = 2$ (corresponding to $M_0 = 5$), and initial imbalance $z(t = 0) = 0.25$. Time here and in the following figures is in units of \hbar/d .

behavior, and the phase difference between them is, within a good approximation, given by the phase difference between any two levels chosen. We checked that choices other than Eqs. (33) and (34) give practically the same results when a relative phase is well defined.

To have a definite relative phase one has to check that the average values $\delta\phi_{w,z}(t)$ should be (possibly for most of the considered times) much larger than their standard deviations $\sigma_{w,z}(t)$. As shown in Figs. 7 and 8 (done, respectively, for $g = 0.2d$ and $g = 0.6d$) this condition is rather well verified also for a number of pairs $M_T = 8$. One also sees that for $g = 0.2d$ the agreement is less good, as expected also from the fact that—as discussed in Sec. II—the uncoupled systems have significant deviations from the large- N limit. We also observed for the considered values of g a significant degradation of the relative phase for even smaller total number of pairs, e.g., as low as $M_T = 4$.

Information about the phase difference averages and their standard deviations at every given time is useful, but we can complement it with their averages in time. To this purpose, we

consider the mean of the standard deviation presented above over sufficiently long times (several periods)

$$C_{w,z}^{\delta\phi} = \frac{1}{t_{\max}} \int_0^{t_{\max}} \sigma_{w,z}(t') dt'.$$

To establish a comparison, we need to evaluate also the mean phase difference among the condensates. This is an oscillating quantity, having vanishing average on time: We then compute the average of its square:

$$S_{z,w}^{\delta\phi} = \sqrt{\frac{1}{t_{\max}} \int_0^{t_{\max}} \delta\phi_{z,w}^2(t') dt'}.$$

In Fig. 9 we plot $C^{\delta\phi}$ and $S^{\delta\phi}$ with both the definitions (33) and (34). One sees already for $g \gtrsim 0.3d$ a very good agreement $C_w^{\delta\phi}$ and $C_z^{\delta\phi}$, and both significantly larger than the time averages $S_{w,z}^{\delta\phi}$. For this reason we are going to denote as $\delta\phi$ the relative phase difference, omitting the indexes w,z . One also sees that for small g the relative phase is not defined, as expected, since the relative phase is comparable with its variance.

As a function of the pairing parameter g , from Fig. 9 one sees that the higher the value of g , the more the system shows a definite relative phase. We also observed that the smaller the tunneling parameter, the sooner (in g) a definite phase is established. Similarly, a small initial imbalance allows for a definite phase to emerge for relatively small values of g , while—for the considered values of N —stronger pairing is necessary if states with larger initial imbalances are selected. This is due to the fact that the initial state is projected on few states in the lowest part of the spectrum when the initial population difference is small. Conversely, larger population imbalances at $t = 0$ are projected to many states in the middle of the spectrum, each having its own energy.

We pause here to comment about fermion tunneling. As a matter of fact, the original tunneling Hamiltonian (22) is written in terms of fermionic operators, while the result that the phase coherent behavior is established with relatively small pairing and/or total number of pairs is obtained with the bosonic approximation (24), acting on the restricted subspace of blocked levels. Since at small g pair-breaking excitations

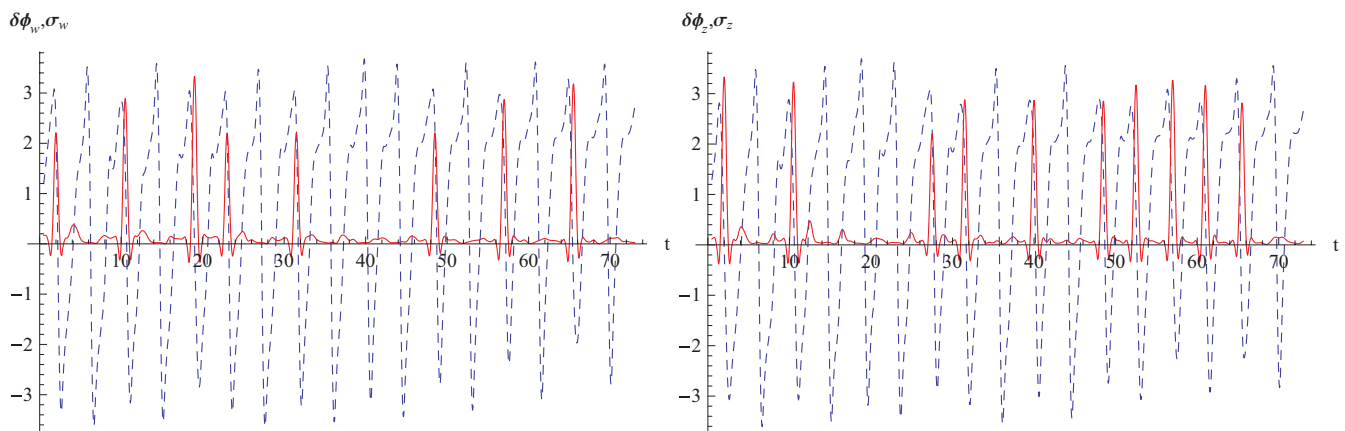


FIG. 7. (Color online) Phase difference means $\delta\phi_{w,z}(t)$ (dashed blue lines) and standard deviations $\sigma_{w,z}$ (red solid lines), as determined from the correlation functions w (left) and z (right), for two coupled grains with the same parameters as in the previous figure.

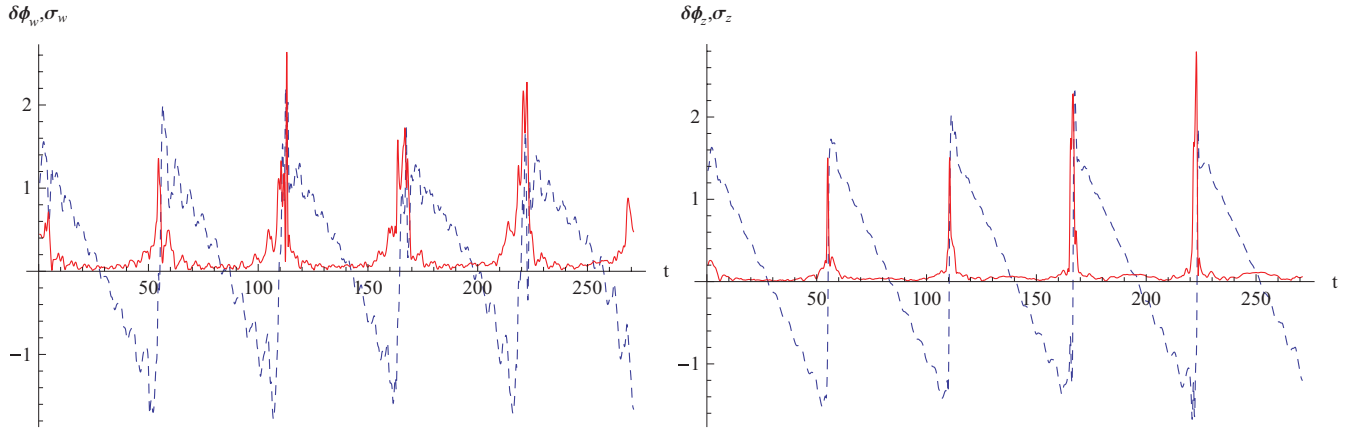


FIG. 8. (Color online) Same quantities as in Fig. 7 with $g = 0.2$ (other parameters unchanged).

may play an important role, a natural question to ask is whether the presence of fermionic degrees of freedom, aside of bosonic pairs, may spoil the phase-coherent behavior of the systems for sufficiently large pairing. The issue can be rephrased into the question of whether the initial state, during the evolution generated by the coupled Hamiltonian, containing a fermionic tunneling term, may give rise to a huge number of states in which two or more electrons are not paired, evolving incoherently with respect to the states in which only pairs appear.

These states have to be written as linear combinations of the factorized states of the two uncoupled Hamiltonians. On each site, the energy of such states can be exactly computed for any value of g . In order to have an estimation of a lowest bound for the energy, we can consider a state in which the most energetic pair is broken and one electron is promoted into the next level, which reduces the number of pairs by 1 and the number of unblocked levels by 2, as seen in Sec. II. The energy of the lowest pair-breaking excitation has been considered in Ref. 23 and it reads

$$E_{\text{pair}} \simeq \frac{\varepsilon_M + \varepsilon_{M+1}}{2} - g(M-1)((N-2) - (M-1) + 1). \quad (38)$$

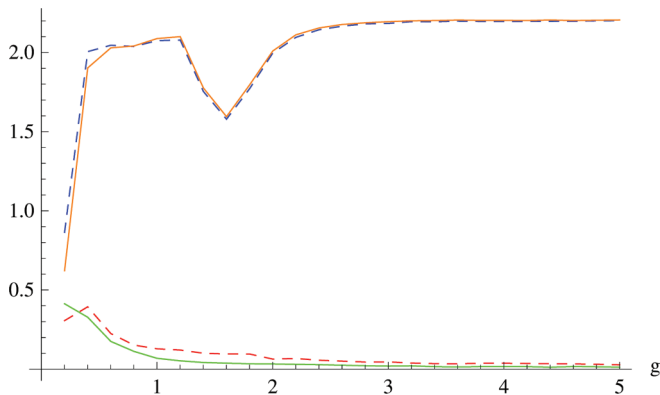


FIG. 9. (Color online) $C_w^{\delta\phi}$ (lower dashed line), $S_w^{\delta\phi}$ (upper dashed line), $C_z^{\delta\phi}$ (lower solid line), and $S_z^{\delta\phi}$ (upper solid line) vs g . Parameters are as in Figs. 6–8: $N = 8$, $M_T = 8$, $\lambda = 0.1$, $D = 2$ (moreover, $t_{\text{max}} = 1000$).

The bare energies in the first term of Eq. (38) do not depend on g , unlike the ground-state energy, all the pair-conserving excitations, and the second term in the previous equation. It follows that, by taking the pairing strength sufficiently high, all pair-breaking excitations can be made to lay at arbitrary energy above the ground state and are therefore suppressed with respect to pair-conserving excitations.

Checking explicitly that the insertion of states with unpaired electrons does not spoil the phase relation requires much larger computational effort, in that the Hilbert space should be enlarged to the $\binom{N}{m}\binom{N-m}{M}$ configurations in which the m electrons can “block” part of the N levels, with a fixed number M of pairs. We can therefore qualitatively rely on the standard argument based on the presence of a gap preventing single-fermion tunneling. Note that this should already hold for values of $g \gtrsim 0.25$, as previously discussed.

We also mention that, even if the phase is quite well defined, residual fluctuations can still be observed, in such a way that the widest, slowest oscillations are superimposed with faster and narrower ones. We find it convenient to isolate the former ones by computing time averages on intervals much smaller than the period of the largest oscillations. This makes it possible to better understand the structure of the dynamical diagrams discussed in the next section. An example of the procedure is provided in Fig. 10.

V. PHASE PORTRAIT AND CURRENT-PHASE CHARACTERISTICS

In this section we first draw the population-phase dynamical portrait $z(t) - \delta\phi(t)$ as it has been done for bosonic Josephson junctions^{65,67} and we determine the current-phase characteristics, which is a typical tool used to characterize the behavior of a Josephson junction.^{34,68} From the solution for the quantum dynamics one can extract the dominant period of the population oscillations and determine the Josephson frequency. We also comment on the determination of a two-state model giving a good description of the dynamics and of the current-phase characteristics for the considered initial conditions. We observe that most of our simulations are done for the initial state (30) with $D = 1$ built by a linear combination of a state with $M_0 = N/2$ pairs on a system

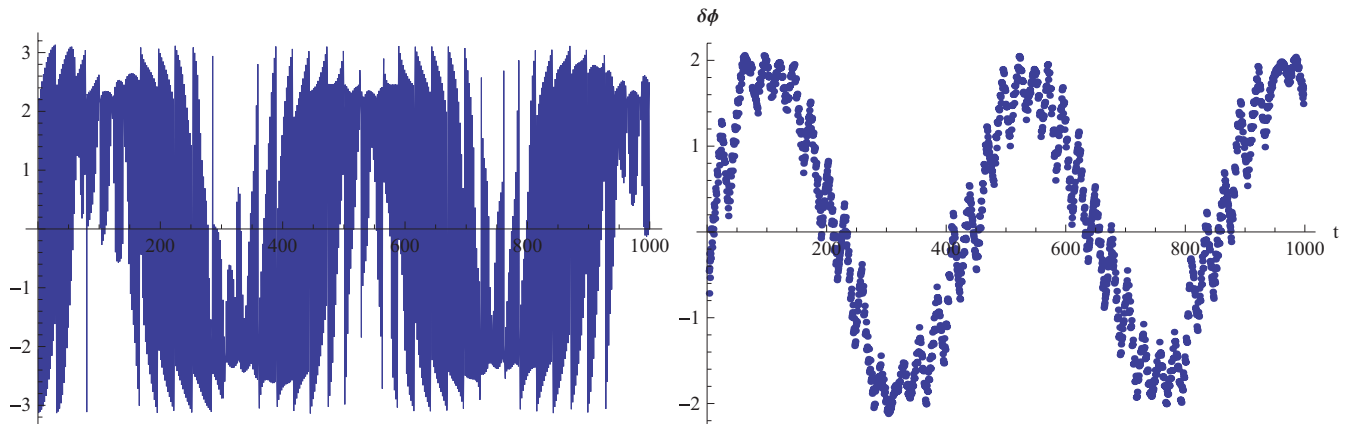


FIG. 10. (Color online) (Left) Phase difference, as a function of time, for $N = 8$, $M_T = 6$, $\delta M_0 = 2$, $g = 5$, $\lambda = 0.05$. (Right) Averaging over short times t_{av} (here, $t_{av} = 6$) to remove fluctuations.

and $M_0 = N/2 - 1$: This state has a maximum value for $|\delta M(t=0)|$ equal to 1. For this initial state the relative phase difference $\delta\phi$ is well defined for a total number of pairs $\gtrsim 6$ and for $g \gtrsim 0.3$ (see Fig. 9), where the expectation values for the correlation functions are already rather similar to the large- N BCS findings.²⁵ We can then explore the crossover region (which is around $g/d \sim 0.25N$). In the final part of the section we consider $D = 2$ and initial imbalance $\delta M(t=0) = 2$. The phase turns yet to be again rather well defined (but at larger values of g), but we cannot practically explore larger initial imbalances (i.e., larger values of D) since with our maximum value of pairs $M_T \sim 10$ the relative phase is well defined only for very large values of g (well beyond the crossover point).

In Fig. 11 we plot the number-phase portrait where we plot as a function of time both $\delta\phi(t)$ and $\delta M(t)$ for different values of $\delta M(t=0)$. It is also possible to study the diagram while varying the initial phase in the initial state (30), as shown in Fig. 12.

One sees from Figs. 11 and 12 that even for a small total number of pairs ($M_T = 7$) the phase diagram in the plane $\delta\phi - z$ shows a remarkable agreement with a “pendulum” law of motion in the small oscillations regime when the initial

imbalance is small. Furthermore, as the initial displacement or phase difference becomes larger, significant corrections are seen.

A way to understand such results is to introduce a two-state model.^{34,69} Computing the overlaps of the initial state (30) having $D = 1$ and $|\delta M(t=0)| \leq 1$ with the many-body eigenfunctions of the full Hamiltonian (with λ small), one sees that the largest overlaps are with the ground and the first excited states. Given this one expects that the dynamics is well explained by a simple linear two-mode model involving such two states. The dynamical equations of the Feynman two-state model are reviewed in the Appendix. For the linear two-state model here considered the phase difference $\delta\phi$ does not overcome the value $\pi/2$; i.e., if $|\phi(t=0)| < \pi/2$, then $|\phi(t)| < \pi/2$. As seen in Figs. 11 and 12, this property is clearly observed in the numerical results (we also checked it with exact diagonalization). The property is typical of the linear two-mode model and it is connected with the fact that the main contributions to the time-dependent wave function arise from the first two lowest-lying states of the interacting system with equal weights.

We now focus on the pair current between the models. We define the current I as the time derivative of the occupation

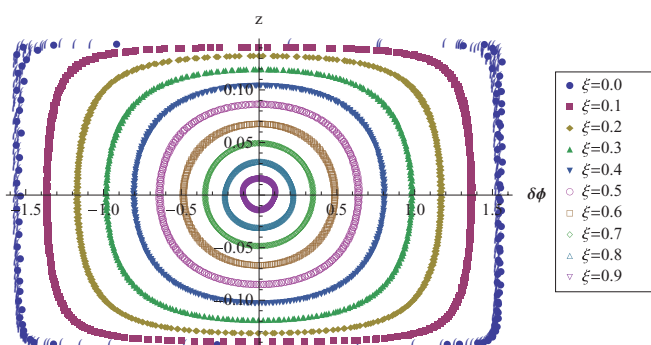


FIG. 11. (Color online) Dynamical phase-portrait $z - \delta\phi$ for different values of the parameter ξ in the BCS regime, with $N = 8$, $M_T = 7$, $D = 1$, $g = 0.57$, $\lambda = 0.05$. The chosen values of ξ are $\xi = 0.1, 0.2, 0.3, 0.4, 0.5, 0.6, 0.7, 0.8, 0.9$, corresponding, respectively to $\delta M(t=0) = 0.98, 0.92, 0.83, 0.72, 0.60, 0.47, 0.34, 0.22, 0.10$.

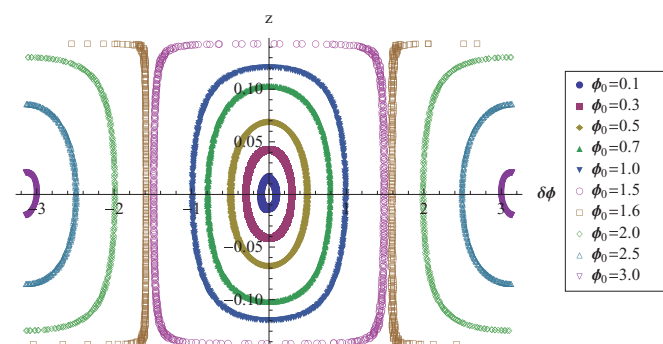


FIG. 12. (Color online) Phase portrait for different initial phases in the BEC regime [$N = 8$, $M_T = 7$, $D = 1$, $\delta M(t=0) = 1$, $g = 9.7$, $\lambda = 0.05$].

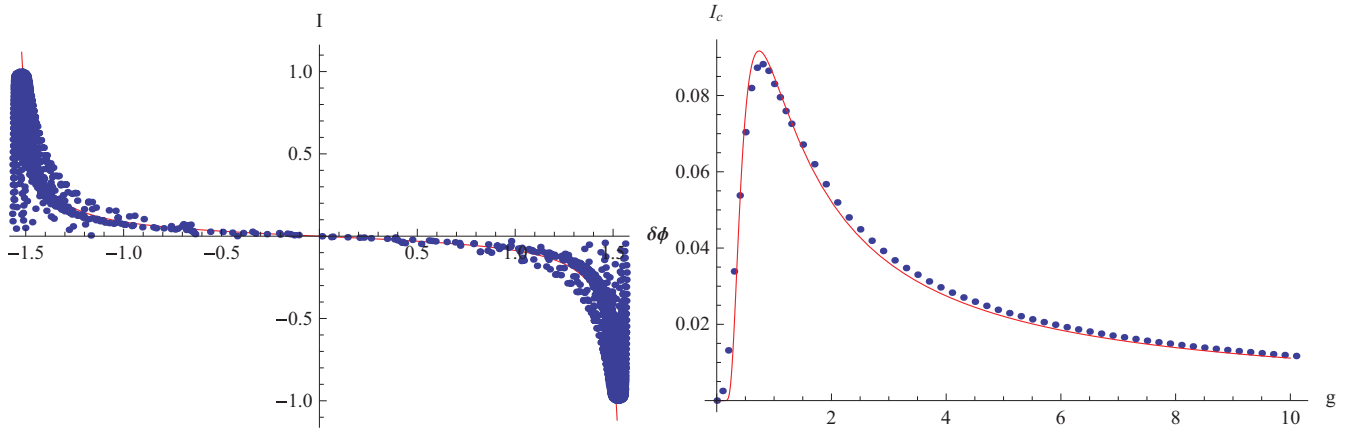


FIG. 13. (Color online) (Left) Fit for the I - $\delta\phi$ characteristics with $g = 2.3$, $\lambda = 0.05$, $D = 1$, $\delta M(t = 0) = 1$, $N = 8$, $M_T = 7$; blue circles are numerical points obtained from the quantum dynamics, and the red line is the fit according Eq. (41). (Right) Critical current fit; the blue circles are numerical results, while the red line is Eq. (42) with $c \simeq 0.27$.

number of the left subsystem,

$$I(t) \equiv \frac{d}{dt} \langle \Psi(t) | M_L | \Psi(t) \rangle = \frac{d}{dt} \langle \Psi(t) | \sum_{\alpha} b_{\alpha,L}^{\dagger} b_{\alpha,L} | \Psi(t) \rangle. \quad (39)$$

From Eq. (39) one finds

$$\hbar I(t) = i[H, M_L] = i[H^{(2)}, M_L] = i \sum_{\alpha, \beta} \frac{b_{\alpha,L} b_{\beta,R}^{\dagger} - b_{\alpha,L}^{\dagger} b_{\beta,R}}{E_{\alpha} + E_{\beta}}. \quad (40)$$

As discussed in the Appendix, for the linear two-state model the current is proportional to the tangent of the phase difference: $I \propto \tan \delta\phi$ [see Eq. (A11)]. The current-phase characteristic can be therefore written as

$$I(\delta\phi) = I_c(g, \lambda) \tan \delta\phi \quad (41)$$

and the critical current I_c can be fitted from numerical data. An example is given in the left part of Fig. 13. We find that the critical current has a maximum around a finite value of g , as shown in the right part of Fig. 13. For the considered values of N the maximum is at $g \simeq 1$, close to the unitary regime. I_c can be fitted in the form

$$I_c(g, \lambda) = I_0 \lambda \frac{e^{-c/g^2}}{g}; \quad (42)$$

I_0 depends mostly on N . Notice that the relation (42) has a maximum at $g^* = \sqrt{2c}$. For the parameters of Fig. 13 we find $c \simeq 0.27$, nearly independent on λ .

We stress that the fit needed to identify the critical current is done using the linear two-mode model. The validity of the fit relies on the fact the two lowest levels are the ones mainly involved in the dynamics, which is the case for small imbalances ($D = 1$). Deviations are observed for larger values of D , as we are going to discuss.

It is an interesting issue to explore what happens when more levels, inserted in a band structure as the one described in Sec. III A, participate the dynamics: With $D = 2$ and $\delta M(t = 0) = 2$ the phase diagram shows a typical ellipsoid form. An example of number-phase portrait is given in Fig. 14. We see

that the phase range depends only on the interaction, while the amplitude of the population oscillations depends on the initial relative phase given to the system through Eq. (30).

The numerical study of the current phase characteristics reveals that for $D = 2$ the relation (41) does not provide a good way of fitting the critical current: The numerical results are plotted in the left part of Fig. 15. We find that a good approximation of the current-phase characteristics is given by

$$I(\delta\phi) = I_c(g, \lambda) \sin \frac{\delta\phi}{2}, \quad (43)$$

with I_c given by Eq. (42) (Ref. 70), as can be seen in the right part of Fig. 15. We observe that such a dependence for the current-phase characteristics was found for a weak, pointlike barrier in the WKB approximation in the Bogoliubov-de Gennes equation.⁷¹ Since for large N we expect a dependence $\propto \sin \delta\phi$ (Ref. 47), we attribute the result (43) to the small N considered. Further numerical investigations with larger number of levels are needed in order to obtain the current-phase characteristic for intermediate and large N for the coupled RMs.

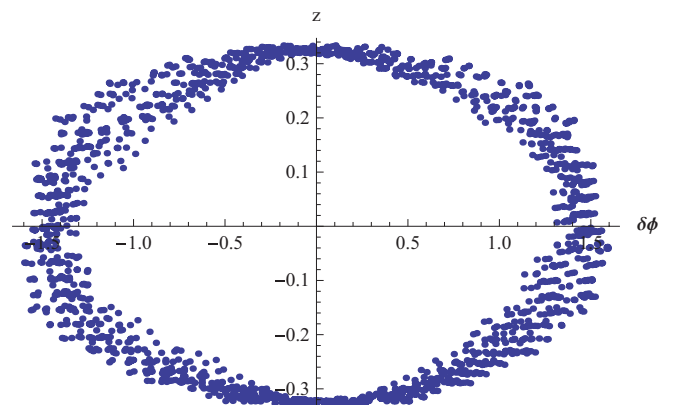


FIG. 14. (Color online) Number-phase diagram for $N = 8$, $D = 2$, $\delta M(t = 0) = 2$, $M_T = 6$, $\lambda = 0.05$, and $g = 0.4$.

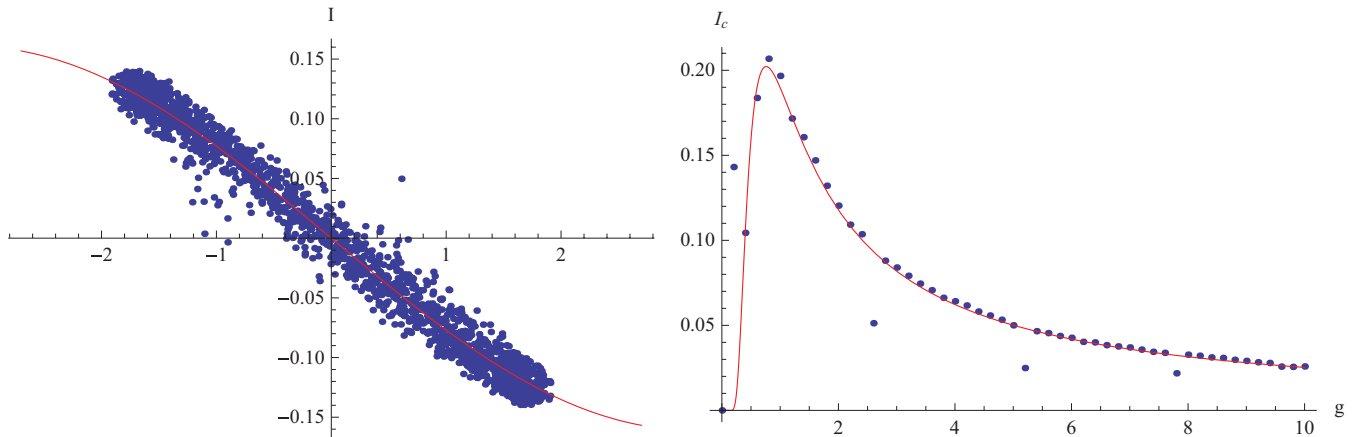


FIG. 15. (Color online) (Left) Current-phase characteristics for $g = 3.8$, $\lambda = 0.05$, $D = 2$, $\delta M(t = 0) = 2$, $N = 8$, $M_T = 7$; blue circles are numerical points obtained from the quantum dynamics, and the red line is the fit according Eq. (43). (Right) Critical current vs g ; the blue circles are the numerical results, while the red line is Eq. (42).

A check of Eq. (43) and of the data presented in Fig. 15 can be obtained by doing the Fourier transform of $\delta M(t)$ with $D = 2$. As a function of g , to a very good approximation the dominant frequency of $\delta M(t)$ (i.e., the Fourier component with the highest weight) turns out to be proportional to the critical current given by Eq. (42).

An important prediction of the nonlinear two-state model is that there is a critical initial imbalance for which self-trapping occurs.⁶⁵ Given the limitation on the maximum value of D , we cannot explore larger initial imbalances. What is observed, instead, is that the amplitude of the fastest oscillations of $\delta M(t)$ is increased and that the period of the slowest ones is decreased more and more, as $1/g$. The time period of both $\delta M(t)$ and $\delta\phi(t)$ become larger and the oscillations exhibited by $\delta\phi(t)$ (as the ones seen in the left part of Fig. 10) become as well larger. The scenario is that of a large crossover to a confined regime, in which the occupation oscillations have infinite period at very large g . This may be a finite- N effect, and one could expect that this eventually leads to a transition in the thermodynamic limit.

The initial phase can also be varied with initial imbalance $\delta M(t = 0) = 2$. It is interesting to note that for most of the values of g , the phase runs. Nevertheless, the time evolution of the mean phase locks it around some large-period oscillations. We conclude by observing that similar results are found decreasing the coupling λ . Further investigations to study self-trapping effects at very small values of the coupling are needed. An analysis of larger imbalances and larger N (eventually with very small coupling) is therefore needed to study self-trapping effects, and more in general nonlinear effects, through the crossover.

VI. CONCLUSIONS

We have studied the emergence of a definite relative phase between ultrasmall metallic grains (and in general finite-size systems of attractively interacting fermions) modeled by weakly coupled RMs. We have introduced and discussed a way of extracting the relative phase and its variance from

the many-body wave function, in order to precisely quantify whether a definite relative phase emerges.

We have also related the coherent behavior to the spectrum of the coupled systems and suggested a criterion to characterize the crossover between the BCS and BEC regimes, showing that these regimes are clearly distinguishable by the spectrum of the coupled models.

Moreover, we have performed a numerical analysis of the exact dynamics of the two weakly coupled Richardson Hamiltonians, after a weak tunneling term is turned on. We used a linear superposition of the eigenstates of the two uncoupled systems, with a different number of pairs (D being such difference), as initial states. These states are then evolved according to the full Hamiltonian including the tunneling Hamiltonian, weakly coupling the two systems. We found that a definite relative phase difference emerges even for a small number of pairs (~ 8 – 10). Therefore, the current-phase characteristics could be obtained for values of the bare pairing strength for which the equilibrium properties of the uncoupled models are well approximated by the BCS theory. We showed that, for small initial imbalances ($D = 1$), a two-state model gives a reasonably good description of the dynamics and of the current-phase characteristics.

Finally, we have presented the critical current as a function of the pairing parameter, finding that it has a maximum around the unitary regime, even with a number of pairs ~ 8 . The phase portrait was studied for small initial imbalances ($D \leq 2$).

The requirement of having a definite phase difference among the two systems with a limited total number of pairs (≤ 10) prevented us from analyzing values of the initial population imbalance ($D > 2$). For these large initial imbalances the relative phase appears to be well defined only for very strong pairing interaction, well beyond the unitary limit and deep in the BEC regime. Further numerical investigations are required to consider larger sizes and larger initial imbalances (eventually with very small tunneling couplings), which may generate a definite relative phase across the BCS-BEC crossover. It is expected that a proper finite-size scaling may be crucial to identify nonlinear self-trapping effects. We moreover

regard as interesting the investigation of the effects on the relative phase of single-fermion tunneling terms: These terms might give a contribution on the BCS side of the crossover and produce a degradation of the relative phase, which should eventually form for larger sizes. Similarly, it would be stimulating to compare (eventually for larger systems) the results obtained from exact dynamics with the ones obtained using time-dependent mean-field approaches.

The rapid growth of the computational cost with the size of the systems represents a limitation on the total number of pairs as well: The Hilbert space could be further reduced in the strong coupling regime, yet not throughout the whole crossover. We conclude that it stands as an open issue, certainly deserving future work, how our findings scale with the size of the system.

Our results can be applied to weakly coupled ultrasmall metallic grains and to cold atom experiments in which traps with few fermions are set at a distance that allows tunneling. The individuation of the relative phase between nearest neighboring sites makes it possible, in perspective, to study Josephson dynamics and self-trapping systems also for larger imbalances and to check the validity of two- and multi-mode ansätze.

We finally observe that in this paper we focused our attention on weakly coupled RMs, discussing the formation of a relative phase and the Josephson dynamics for a class of considered initial conditions. The extension of our method of defining a relative phase to the problem of the formation of a relative phase between general interacting (both integrable and nonintegrable) mesoscopic systems could be relevant in a rather broad class of physical systems, including weakly coupled ultracold finite Bose gases, and it is, in our opinion, an interesting problem, worthwhile of future studies.

ACKNOWLEDGMENTS

Discussions with G. Sierra, A. De Luca, T. Macrì, A. Smerzi, L. Amico, R. Scott, L. Pitaevskii, and S. Stringari are very gratefully acknowledged. F.B. also thanks A. De Luca for collaboration on the implementation of the numerical solution of the Richardson equations.

APPENDIX: DYNAMICAL EQUATIONS FOR THE TWO-STATE MODEL

A general description of the tunneling in superfluid/superconducting systems is provided by the Feynman two-state model.⁶⁹ The macroscopic wave functions ψ_L and ψ_R of the left and right systems obey the equations

$$i\hbar \frac{\partial \psi_L}{\partial t} = E_L \psi_L - K \psi_R, \quad (\text{A1})$$

$$i\hbar \frac{\partial \psi_R}{\partial t} = E_R \psi_R - K \psi_L. \quad (\text{A2})$$

The two-state model also describes also the tunneling of Bose-Einstein condensates in double-well potentials.⁶⁵ The effect of the interactions between atoms in the wells results in cubic terms of the form $U|\psi_L|^2\psi_L$ and $U|\psi_R|^2\psi_R$ added to the right-hand sides of Eqs. (A1) and (A2). In our case, since the $D = 1$ initial state (30) has mostly projections on the ground and first

excited many-body states, we limit ourself to Eqs. (A1) and (A2) (with $U = 0$).

Setting $\psi_s = \sqrt{M_s} e^{i\phi_s}$ (with $s = L, R$), the equations for $z \equiv (M_L - M_R)/(M_L + M_R)$ and $\phi \equiv \phi_R - \phi_L$ read

$$\hbar \frac{\partial z}{\partial t} = -2K \sqrt{1 - z^2} \sin \phi, \quad (\text{A3})$$

$$\hbar \frac{\partial \phi}{\partial t} = \frac{2Kz}{\sqrt{1 - z^2}} \cos \phi, \quad (\text{A4})$$

for the symmetric case $E_L = E_R$.

The system (A3) and (A4) can be derived from the Hamiltonian

$$\mathcal{H} = -2K \sqrt{1 - z^2} \cos \phi, \quad (\text{A5})$$

in which the time evolution of the conjugated variables ϕ, z is found from

$$\hbar \dot{z} = -\frac{\partial \mathcal{H}}{\partial \phi}, \quad (\text{A6})$$

$$\hbar \dot{\phi} = \frac{\partial \mathcal{H}}{\partial z}. \quad (\text{A7})$$

By defining the angular variable θ such that $z = \sin \theta \in [-1, 1]$, one finds from Eq. (A5)

$$\hbar \dot{\theta} = \mp 2K \sin \phi, \quad (\text{A8})$$

$$\hbar \dot{\phi} = 2K \tan \theta \cos \phi, \quad (\text{A9})$$

where the \mp sign accounts for the determination of the square root. The time-dependent relative occupation is a function of time only through the relative phase ϕ . Starting from Eqs. (A8) and (A9) and identifying with a prime the derivative with respect to ϕ , one has

$$\hbar \frac{d\theta}{d\phi} = \hbar \frac{d\theta}{d\phi} \frac{d\phi}{dt} = \mp 2K \sin \phi,$$

from which

$$\tan \theta \frac{d\theta}{d\phi} = \mp \tan \phi.$$

By integration one obtains

$$\cos \theta = \frac{A_0}{\cos \phi}, \quad (\text{A10})$$

where the constant $A_0 = \mp \cos \phi_0 \cos \theta_0$ is fixed by the initial conditions. Defining the current I as $I = \dot{M}_L$, one has $I = M_T \dot{z}/2$, where $M_T = M_L + M_R$ is the total number of particles (pairs, in our case). Using (A3) one has

$$I(\phi) = \frac{M_T}{2} \dot{\theta} \cos \theta = -\frac{K M_T A_0}{\hbar} \tan \phi. \quad (\text{A11})$$

We conclude the Appendix by observing that for the linear two-state model here considered ($U = 0$) the phase difference does not overcome the value $\pi/2$ [more precisely, if $|\phi(t = 0)| < \pi/2$, then $|\phi(t)| < \pi/2$].

- ¹Y. Imry, *Introduction to Mesoscopic Physics* (Oxford University Press, Oxford, 2006).
- ²J. P. Toennies, A. F. Vilesov, and K. B. Whaley, *Phys. Today* **54**, 31 (2001).
- ³A. J. Leggett, *Quantum Liquids: Bose Condensation and Cooper Pairing in Condensed-Matter Systems* (Oxford University Press, Oxford, 2006).
- ⁴P. W. Anderson, *J. Phys. Chem. Solids* **11**, 28 (1959).
- ⁵J. Dukelsky, S. Pittel, and G. Sierra, *Rev. Mod. Phys.* **76**, 643 (2004).
- ⁶J. von Delft and D. C. Ralph, *Phys. Rep.* **345**, 61 (2001).
- ⁷R. W. Richardson, *Phys. Lett.* **3**, 277 (1963).
- ⁸R. W. Richardson, *J. Math. Phys.* **18**, 1802 (1977).
- ⁹M. Gaudin, *Etats propres et valeurs propres de l'Hamiltonien d'appariement* (Les Editions de Physique, Les Ulis, France, 1995).
- ¹⁰R. W. Richardson and N. Sherman, *Nucl. Phys.* **52**, 221 (1964).
- ¹¹D. J. Dean and M. Hjorth-Jensen, *Rev. Mod. Phys.* **75**, 607 (2003).
- ¹²M. Gaudin, *J. Phys. (Paris)* **37**, 1087 (1976).
- ¹³M. C. Cambiaggio, A. M. F. Rivas, and M. Saraceno, *Nucl. Phys. A* **624**, 157 (1997).
- ¹⁴L. Amico, A. Di Lorenzo, and A. Osterloh, *Phys. Rev. Lett.* **86**, 5759 (2001).
- ¹⁵J. Dukelsky, C. Esebbag, and P. Schuck, *Phys. Rev. Lett.* **87**, 066403 (2001).
- ¹⁶L. Amico, G. Falci, and R. Fazio, *J. Phys. A* **34**, 6425 (2001).
- ¹⁷J. von Delft and R. Poghossian, *Phys. Rev. B* **66**, 134502 (2002).
- ¹⁸H.-Q. Zhou, J. Links, R. H. McKenzie, and M. D. Gould, *Phys. Rev. B* **65**, 060502(R) (2002).
- ¹⁹F. Braun and J. von Delft, *Phys. Rev. Lett.* **81**, 4712 (1998).
- ²⁰J. Dukelsky and G. Sierra, *Phys. Rev. Lett.* **83**, 172 (1999).
- ²¹J. Dukelsky and G. Sierra, *Phys. Rev. B* **61**, 12302 (2000).
- ²²J. M. Roman, G. Sierra, and J. Dukelsky, *Nucl. Phys. B* **634**, 483 (2002).
- ²³E. A. Yuzbashyan, A. A. Baytin, and B. L. Altshuler, *Phys. Rev. B* **68**, 214509 (2003).
- ²⁴E. A. Yuzbashyan, A. A. Baytin, and B. L. Altshuler, *Phys. Rev. B* **71**, 094505 (2005).
- ²⁵A. Faribault, P. Calabrese, and J.-S. Caux, *Phys. Rev. B* **77**, 064503 (2008).
- ²⁶A. Faribault, P. Calabrese, and J.-S. Caux, *Phys. Rev. B* **81**, 174507 (2010).
- ²⁷L. Amico and A. Osterloh, *Ann. Phys. (Berlin)* **524**, 133 (2012).
- ²⁸J. Bardeen, L. N. Cooper, and J. R. Schrieffer, *Phys. Rev.* **108**, 1175 (1957).
- ²⁹D. C. Ralph, C. T. Black, and M. Tinkham, *Phys. Rev. Lett.* **74**, 3241 (1995).
- ³⁰C. T. Black, D. C. Ralph, and M. Tinkham, *Phys. Rev. Lett.* **76**, 688 (1996).
- ³¹F. Braun and J. von Delft, *Phys. Rev. B* **59**, 9527 (1999).
- ³²A. Mastellone, G. Falci, and R. Fazio, *Phys. Rev. Lett.* **80**, 4542 (1998).
- ³³B. D. Josephson, *Phys. Lett.* **1**, 251 (1962).
- ³⁴A. Barone and G. Paternó, *Physics and Applications of the Josephson Effect* (Wiley-Interscience, New York, 1982).
- ³⁵F. Serwane, G. Zurn, T. Lompe, T. B. Ottenstein, A. N. Wenz, and S. Jochim, *Science* **332**, 33 (2011).
- ³⁶D. Gobert, U. Schollwock, and J. von Delft, *Eur. Phys. J. B* **38**, 501 (2004).
- ³⁷G. Ortiz and J. Dukelsky, *Phys. Rev. A* **72**, 043611 (2005).
- ³⁸Q. J. Chen, J. Stajic, S. Tan, and K. Levin, *Phys. Rep.* **412**, 1 (2005).
- ³⁹S. Giorgini, L. P. Pitaevskii, and S. Stringari, *Rev. Mod. Phys.* **80**, 1215 (2008).
- ⁴⁰W. Zwerger, ed., *The BCS-BEC Crossover and the Unitary Fermi Gas* (Springer, Heidelberg, 2012).
- ⁴¹J. Tempere and J. T. Devreese, *Phys. Rev. A* **72**, 063601 (2005).
- ⁴²A. Spuntarelli, P. Pieri, and G. C. Strinati, *Phys. Rev. Lett.* **99**, 040401 (2007).
- ⁴³L. Salasnich, N. Manini, and F. Toigo, *Phys. Rev. A* **77**, 043609 (2008).
- ⁴⁴G. Watanabe, G. Orso, F. Dalfovo, L. P. Pitaevskii, and S. Stringari, *Phys. Rev. A* **78**, 063619 (2008).
- ⁴⁵F. Ancilotto, L. Salasnich, and F. Toigo, *Phys. Rev. A* **79**, 033627 (2009).
- ⁴⁶G. Watanabe, F. Dalfovo, F. Piazza, L. P. Pitaevskii, and S. Stringari, *Phys. Rev. A* **80**, 053602 (2009).
- ⁴⁷A. Spuntarelli, P. Pieri, and G. C. Strinati, *Phys. Rep.* **488**, 111 (2010).
- ⁴⁸G. Watanabe, F. Dalfovo, L. P. Pitaevskii, and S. Stringari, *Phys. Rev. A* **83**, 033621 (2011).
- ⁴⁹M. Iazzi, S. Fantoni, and A. Trombettoni, *Europhys. Lett.* **100**, 36007 (2012).
- ⁵⁰R. G. Scott, F. Dalfovo, L. P. Pitaevskii, and S. Stringari, *Phys. Rev. Lett.* **106**, 185301 (2011).
- ⁵¹P. W. Anderson, *Phys. Rev.* **112**, 1900 (1958).
- ⁵²E. A. Yuzbashyan, B. L. Altshuler, V. B. Kuznetsov, and V. Z. Enolskii, *J. Phys. A* **38**, 7831 (2005).
- ⁵³J. Links, H.-Q. Zhou, R. H. McKenzie, and M. D. Gould, *J. Phys. A* **36**, R63 (2003).
- ⁵⁴E. K. Sklyanin, *Lett. Math. Phys.* **47**, 275 (1999).
- ⁵⁵L. Amico and A. Osterloh, *Phys. Rev. Lett.* **88**, 127003 (2002).
- ⁵⁶L. Amico, A. Di Lorenzo, and A. Osterloh, *Nucl. Phys. B* **614**, 449 (2001).
- ⁵⁷J. Links, H.-Q. Zhou, R. H. McKenzie, and M. D. Gould, *Int. J. Mod. Phys. B* **16**, 3429 (2002).
- ⁵⁸X.-W. Guan, A. Foerster, J. Links, and H.-Q. Zhou, *Nucl. Phys. B* **642**, 501 (2002).
- ⁵⁹S. Lerma, H. B. Errea, J. Dukelsky, S. Pittel, and P. Van Isacker, *Phys. Rev. C* **74**, 024314 (2006).
- ⁶⁰S. Kruchinin, H. Nagao, and S. Aono, *Modern Aspects of Superconductivity* (World Scientific, Singapore, 2011), see Sec. 4.3 and references therein.
- ⁶¹G. Sierra, J. M. Roman, and J. Dukelsky, *Int. J. Mod. Phys. A* **19**, 381 (2004).
- ⁶²F. Buccheri, A. De Luca, and A. Scardicchio, *Phys. Rev. B* **84**, 094203 (2011).
- ⁶³F. Buccheri, Ph.D. thesis, SISSA-Trieste, 2012.
- ⁶⁴A. Faribault, O. El Araby, C. Sträter, and V. Gritsev, *Phys. Rev. B* **83**, 235124 (2011).
- ⁶⁵A. Smerzi, S. Fantoni, S. Giovanazzi, and S. R. Shenoy, *Phys. Rev. Lett.* **79**, 4950 (1997).
- ⁶⁶H.-Q. Zhou, J. Links, M. D. Gould, and R. H. McKenzie, *J. Math. Phys.* **44**, 4690 (2003).

⁶⁷S. Raghavan, A. Smerzi, S. Fantoni, and S. R. Shenoy, *Phys. Rev. A* **59**, 620 (1999).

⁶⁸K. K. Likharev, *Rev. Mod. Phys.* **51**, 101 (1979).

⁶⁹R. P. Feynman, R. B. Leighton, and M. Sands, *The Feynman Lectures on Physics*, Vol. III, Chap. 21 (Addison-Wesley, 1965).

⁷⁰Fitting the current-phase characteristics via the function $I = I_c \sin A\delta\phi$ we obtain $A = 0.5 \pm 0.1$ and I_c well approximated by (42).

⁷¹C. W. J. Beenakker and H. van Houten, *Phys. Rev. Lett.* **66**, 3056 (1991).