

E.; Grelli, A.; Grigoras, C.; Grigoriev, V.; Grigoryan, S.; Grosa, F.; Grosse-Oetringhaus, J. F.; Grosso, R.; Grund, D.; Guardiano, G. G.; Guernane, R.; Guilbaud, M.; Gulbrandsen, K.; Gundem, T.; Gunji, T.; Guo, W.; Gupta, A.; Gupta, R.; Guzman, S. P.; Gyulai, L.; Habib, M. K.; Hadjidakis, C.; Haider, F. U.; Hamagaki, H.; Hamdi, A.; Hamid, M.; Han, Y.; Hannigan, R.; Haque, M. R.; Harris, J. W.; Harton, A.; Hassan, H.; Hatzifotiadiou, D.; Hauer, P.; Havener, L. B.; Heckel, S. T.; Hellbär, E.; Helstrup, H.; Hemmer, M.; Herman, T.; Herrera Corral, G.; Herrmann, F.; Herrmann, S.; Hetland, K. F.; Heybeck, B.; Hillemanns, H.; Hills, C.; Hippolyte, B.; Hofman, B.; Hohlweger, B.; Hong, G. H.; Horst, M.; Horzyk, A.; Hosokawa, R.; Hou, Y.; Hristov, P.; Hughes, C.; Huhn, P.; Huhta, L. M.; Hulse, C. V.; Humanic, T. J.; Hutson, A.; Hutter, D.; Iddon, J. P.; Ilkaev, R.; Ilyas, H.; Inaba, M.; Innocenti, G. M.; Ippolitov, M.; Isakov, A.; Isidori, T.; Islam, M. S.; Ivanov, M.; Ivanov, M.; Ivanov, V.; Jablonski, M.; Jacak, B.; Jacazio, N.; Jacobs, P. M.; Jadlovská, S.; Jadlovsky, J.; Jaelani, S.; Jaffe, L.; Jahnke, C.; Jakubowska, M. J.; Janik, M. A.; Janson, T.; Jercic, M.; Jia, S.; Jimenez, A. A. P.; Jonas, F.; Jowett, J. M.; Jung, J.; Jung, M.; Junique, A.; Jusko, A.; Kabus, M. J.; Kaewjai, J.; Kalinak, P.; Kalteyer, A. S.; Kalweit, A.; Kaplin, V.; Karasu Uysal, A.; Karatovic, D.; Karavichev, O.; Karavicheva, T.; Karczmarczyk, P.; Karpechev, E.; Kepschull, U.; Keidel, R.; Keijdener, D. L. D.; Keil, M.; Ketzer, B.; Khan, A. M.; Khan, S.; Khanzadeev, A.; Kharlov, Y.; Khatun, A.; Khuntia, A.; Kidson, M. B.; Kileng, B.; Kim, B.; Kim, C.; Kim, D. J.; Kim, E. J.; Kim, J.; Kim, J. S.; Kim, J.; Kim, J.; Kim, M.; Kim, S.; Kim, T.; Kimura, K.; Kirsch, S.; Kisel, I.; Kiselev, S.; Kisiel, A.; Kitowski, J. P.; Klay, J. L.; Klein, J.; Klein, S.; Klein-Bösing, C.; Kleiner, M.; Klemenz, T.; Kluge, A.; Knospe, A. G.; Kobdaj, C.; Kollegger, T.; Kondratyev, A.; Kondratyeva, N.; Kondratyuk, E.; Konig, J.; Konigstorfer, S. A.; Konopka, P. J.; Kornakov, G.; Koryciak, S. D.; Kotliarov, A.; Kovalenko, V.; Kowalski, M.; Kozhuharov, V.; Králik, I.; Kraváková, A.; Kreis, L.; Krivda, M.; Krizek, F.; Krizkova Gajdosova, K.; Kroesen, M.; Krüger, M.; Krupova, D. M.; Kryshen, E.; Kuera, V.; Kuhn, C.; Kuijter, P. G.; Kumaoka, T.; Kumar, D.; Kumar, L.; Kumar, N.; Kumar, S.; Kundu, S.; Kurashvili, P.; Kurepin, A.; Kurepin, A. B.; Kuryakin, A.; Kushpil, S.; Kvapil, J.; Kweon, M. J.; Kwon, J. Y.; Kwon, Y.; La Pointe, S. L.; La Rocca, P.; Lai, Y. S.; Lakrathok, A.; Lamanna, M.; Langoy, R.; Larionov, P.; Laudi, E.; Lautner, L.; Lavicka, R.; Lazareva, T.; Lea, R.; Lee, H.; Legras, G.; Lehrbach, J.; Lemmon, R. C.; León Monzón, I.; Lesch, M. M.; Lesser, E. D.; Lettrich, M.; Lévai, P.; Li, X.; Li, X. L.; Lien, J.; Lietava, R.; Lim, B.; Lim, S. H.; Lindenstruth, V.; Lindner, A.; Lippmann, C.; Liu, A.; Liu, D. H.; Liu, J.; Lofnes, I. M.; Loizides, C.; Lokos, S.; Lomker, J.; Loncar, P.; Lopez, J. A.; Lopez, X.; López Torres, E.; Lu, P.; Luhder, J. R.; Lunardon, M.; Luparello, G.; Ma, Y. G.; Maevskaya, A.; Mager, M.; Mahmoud, T.; Maire, A.; Makariev, M. V.; Malaev, M.; Malfattore, G.; Malik, N. M.; Malik, Q. W.; Malik, S. K.; Malinina, L.; Mal'Kevich, D.; Mallick, D.; Mallick, N.; Mandaglio, G.; Manko, V.; Manso, F.; Manzari, V.; Mao, Y.; Margagliotti, G. V.; Margotti, A.; Marín, A.; Markert, C.; Martinengo, P.; Martinez, J. L.; Martínez, M. I.; Martínez García, G.; Masciocchi, S.; Maserà, M.; Masoni, A.; Massacrier, L.; Mastroserio, A.; Matonoha, O.; Matuoka, P. F. T.; Matyja, A.; Mayer, C.; Mazuecos, A. L.; Mazzaschi, F.; Mazzilli, M.; Mdhluli, J. E.; Mechler, A. F.; Melikyan, Y.; Menchaca-Rocha, A.; Meninno, E.; Menon, A. S.; Meres, M.; Mhlanga, S.; Miake, Y.; Micheletti, L.; Migliorin, L. C.; Mihaylov, D. L.; Mikhaylov, K.; Mishra, A. N.; Mikowiec, D.; Modak, A.; Mohanty, A. P.; Mohanty, B.; Mohisin Khan, M.; Molander, M. A.; Moravcova, Z.; Mordasini, C.; Moreira de Godoy, D. A.; Morozov, I.; Morsch, A.; Mrnjavac, T.; Muccifora, V.; Muhuri, S.; Mulligan, J. D.; Mulliri, A.; Munhoz, M. G.; Munzer, R. H.; Murakami, H.; Murray, S.; Musa, L.; Musinsky, J.; Myrcha, J. W.; Naik, B.; Nambrath, A. I.; Nandi, B. K.; Nania, R.; Nappi, E.; Nassirpour, A. F.; Nath, A.; Natrass, C.; Naydenov, M. N.; Neagu, A.; Negru, A.; Nellen, L.; Nesbo, S. V.; Neskovic, G.; Nesterov, D.; Nielsen, B. S.; Nielsen, E. G.; Nikolaev, S.; Nikulin, S.; Nikulin, V.; Noferini, F.; Noh, S.; Nomokonov, P.; Norman, J.; Novitzky, N.; Nowakowski, P.; Nyanin, A.; Nystrand, J.; Ogino, M.; Ohlson, A.; Okorokov, V. A.; Oleniacz, J.; Oliveira da Silva, A. C.; Oliver, M. H.; Onnerstad, A.; Oppedisano, C.; Ortiz Velasquez, A.; Otwinowski, J.; Oya, M.; Oyama, K.; Pachmayer, Y.; Padhan, S.; Pagano, D.; Pai, G.; Palasciano, A.; Panebianco, S.; Park, H.; Park, H.; Park, J.; Parkkila, J. E.; Patra, R. N.; Paul, B.; Pei, H.; Peitzmann, T.; Peng, X.; Pennisi, M.; Pereira, L. G.; Peresunko, D.; Perez, G. M.; Perrin, S.; Pestov, Y.; Petráek, V.; Petrov, V.; Petrovici, M.; Pezzi, R. P.; Piano, S.; Pikna, M.; Pillot, P.; Pinazza, O.; Pinsky, L.; Pinto, C.; Pisano, S.; Posko, M.; Planinic, M.; Pliquet, F.; Poghosyan, M. G.; Polichtchouk, B.; Politano, S.; Poljak, N.; Pop, A.; Porteboeuf-Houssais, S.; Pozdniakov, V.; Pradhan, K. K.; Prasad, S. K.; Prasad, S.; Pregonella, R.; Prino, F.; Pruneau, C. A.; Pshenichnov, I.; Puccio, M.; Pucillo, S.; Pugelova, Z.; Qiu, S.; Quaglia, L.; Quishpe, R. E.; Ragoni, S.; Rakotozafindrabe, A.; Ramello, L.; Rami, F.; Ramirez, S. A. R.; Rancien, T. A.; Rasa, M.; Räsänen, S. S.; Rath, R.; Rauch, M. P.; Ravasenga, I.; Read, K. F.; Reckziegel, C.; Redelbach, A. R.; Redlich, K.; Reetz, C. A.; Rehman, A.; Reidt, F.; Reme-Ness, H. A.; Rescakova, Z.; Reygers, K.; Riabov, A.; Riabov, V.; Ricci, R.; Richter, M.; Riedel, A. A.; Riegler, W.; Ristea, C.; Rodríguez Cahuantzi, M.; Røed, K.; Rogalev, R.; Rogochaya, E.; Rogoschinski, T. S.; Rohr, D.; Röhrich, D.; Rojas, P. F.; Rojas Torres, S.; Rokita, P. S.; Romanenko, G.; Ronchetti, F.; Rosano, A.; Rosas, E. D.; Rossi, A.; Roy, A.; Roy, S.; Rubini, N.; Rueda, O. V.; Ruggiano, D.; Rui, R.; Rumyantsev, B.; Russek, P. G.; Russo, R.; Rustamov, A.; Ryabinkin, E.; Ryabov, Y.; Rybicki, A.; Rytönen, H.; Rzeska, W.; Saarimaki, O. A. M.; Sadek, R.; Sadhu, S.; Sadovsky, S.; Saetre, J.; Šafaik, K.; Saha, S. K.; Saha, S.; Sahoo, B.; Sahoo, R.; Sahoo, S.; Sahu, D.; Sahu, P. K.; Saini, J.; Sajdakova, K.; Sakai, S.; Salvan, M. P.; Sambyal, S.; Sanna, I.; Saramela, T. B.; Sarkar, D.; Sarkar, N.; Sarma, P.; Sarritzu, V.; Sarti, V. M.; Sas, M. H. P.; Schambach, J.; Scheid, H. S.; Schiaua, C.; Schicker, R.; Schmah, A.; Schmidt, C.; Schmidt, H. R.; Schmidt, M. O.; Schmidt, M.; Schmidt, N. V.; Schmier, A. R.; Schotter, R.; Schröter, A.; Schukraft, J.; Schwarz, K.; Schweda, K.; Scioli, G.; Scomparin, E.; Seger, J. E.; Sekiguchi, Y.; Sekihata, D.; Selyuzhenkov, I.; Senyukov, S.; Seo, J. J.; Serebryakov, D.; Šerkšnytė, L.; Sevcenco, A.; Shaba, T. J.; Shabetai, A.; Shahoyan, R.; Shangaraev, A.; Sharma, A.; Sharma, B.; Sharma, D.; Sharma, H.; Sharma, M.; Sharma, S.; Sharma, S.; Sharma, U.; Shatat, A.; Sheibani, O.; Shigaki, K.; Shimomura, M.; Shin, J.; Shirinkin, S.; Shou, Q.; Sibiriak, Y.; Siddhanta, S.; Siemiarczuk, T.; Silva, T. F.; Silvermyr, D.; Simantathammakul, T.; Simeonov, R.; Singh, B.; Singh, B.; Singh, R.; Singh, R.; Singh, R.; Singh, S.; Singh,

V. K.; Singhal, V.; Sinha, T.; Sitar, B.; Sitta, M.; Skaali, T. B.; Skorodumovs, G.; Slupecki, M.; Smirnov, N.; Snellings, R. J. M.; Solheim, E. H.; Song, J.; Songmoolnak, A.; Soramel, F.; Spijkers, R.; Sputowska, I.; Staa, J.; Stachel, J.; Stan, I.; Steffanic, P. J.; Stiefelmaier, S. F.; Stocco, D.; Storehaug, I.; Stratmann, P.; Strazzi, S.; Stylianidis, C. P.; Suaide, A. A. P.; Suire, C.; Sukhanov, M.; Suljic, M.; Sultanov, R.; Sumberia, V.; Sumowidagdo, S.; Swain, S.; Szarka, I.; Taghavi, S. F.; Taillepiet, G.; Takahashi, J.; Tambave, G. J.; Tang, S.; Tang, Z.; Tapia Takaki, J. D.; Tapus, N.; Tarasovicova, L. A.; Tarzila, M. G.; Tassielli, G. F.; Tauro, A.; Tejada Muñoz, G.; Telesca, A.; Terlizzi, L.; Terrevoli, C.; Tersimonov, G.; Thakur, S.; Thomas, D.; Tikhonov, A.; Timmins, A. R.; Tkacik, M.; Tkacik, T.; Toia, A.; Tokumoto, R.; Topilskaya, N.; Toppi, M.; Torales-Acosta, F.; Tork, T.; Torres Ramos, A. G.; Trifiró, A.; Triolo, A. S.; Tripathy, S.; Tripathy, T.; Trogolo, S.; Trubnikov, V.; Trzaska, W. H.; Trzcinski, T. P.; Tumkin, A.; Turrisi, R.; Tveter, T. S.; Ullaland, K.; Ulukutlu, B.; Uras, A.; Urioni, M.; Usai, G. L.; Vala, M.; Valle, N.; van Doremalen, L. V. R.; van Leeuwen, M.; van Veen, C. A.; van Weelden, R. J. G.; Vande Vyvre, P.; Varga, D.; Varga, Z.; Vasileiou, M.; Vasiliev, A.; Vázquez Doce, O.; Vechernin, V.; Vercellin, E.; Vergara Limón, S.; Vermunt, L.; Vértesi, R.; Verweij, M.; Vickovic, L.; Vilakazi, Z.; Villalobos Baillie, O.; Vino, G.; Vinogradov, A.; Virgili, T.; Vislavicius, V.; Vodopyanov, A.; Volk, B.; Völkl, M. A.; Voloshin, K.; Voloshin, S. A.; Volpe, G.; von Haller, B.; Vorobyev, I.; Vozniuk, N.; Vrláková, J.; Wang, C.; Wang, D.; Wang, Y.; Wegrzynek, A.; Weiglhofer, F. T.; Wenzel, S. C.; Wessels, J. P.; Weyhmler, S. L.; Wiechula, J.; Wikne, J.; Wilk, G.; Wilkinson, J.; Willems, G. A.; Windelband, B.; Winn, M.; Wright, J. R.; Wu, W.; Wu, Y.; Xu, R.; Yadav, A.; Yadav, A. K.; Yalcin, S.; Yamaguchi, Y.; Yang, S.; Yano, S.; Yin, Z.; Yoo, I. -K.; Yoon, J. H.; Yuan, S.; Yuncu, A.; Zaccolo, V.; Zampolli, C.; Zanone, F.; Zardoshti, N.; Zarochentsev, A.; Závada, P.; Zaviyalov, N.; Zhalov, M.; Zhang, B.; Zhang, L.; Zhang, S.; Zhang, X.; Zhang, Y.; Zhang, Z.; Zhao, M.; Zherebchevskii, V.; Zhi, Y.; Zhou, D.; Zhou, Y.; Zhu, J.; Zhu, Y.; Zugravel, S. C.; Zurlo, N.. - In: JOURNAL OF HIGH ENERGY PHYSICS. - ISSN 1029-8479. - STAMPA. - 2023:7(2023), pp. 1-40. [10.1007/JHEP07(2023)136]

Production of K_S^0 , Λ ($\bar{\Lambda}$), Ξ^\pm , and Ω^\pm in jets and in the underlying event in pp and p–Pb collisions



ALICE

The ALICE collaboration

E-mail: ALICE-publications@cern.ch

ABSTRACT: The production of strange hadrons (K_S^0 , Λ , Ξ^\pm , and Ω^\pm), baryon-to-meson ratios (Λ/K_S^0 , Ξ/K_S^0 , and Ω/K_S^0), and baryon-to-baryon ratios (Ξ/Λ , Ω/Λ , and Ω/Ξ) associated with jets and the underlying event were measured as a function of transverse momentum (p_T) in pp collisions at $\sqrt{s} = 13$ TeV and p–Pb collisions at $\sqrt{s_{NN}} = 5.02$ TeV with the ALICE detector at the LHC. The inclusive production of the same particle species and the corresponding ratios are also reported. The production of multi-strange hadrons, Ξ^\pm and Ω^\pm , and their associated particle ratios in jets and in the underlying event are measured for the first time. In both pp and p–Pb collisions, the baryon-to-meson and baryon-to-baryon yield ratios measured in jets differ from the inclusive particle production for low and intermediate hadron p_T (0.6–6 GeV/c). Ratios measured in the underlying event are in turn similar to those measured for inclusive particle production. In pp collisions, the particle production in jets is compared with PYTHIA 8 predictions with three colour-reconnection implementation modes. None of them fully reproduces the data in the measured hadron p_T region. The maximum deviation is observed for Ξ^\pm and Ω^\pm which reaches a factor of about six. The event multiplicity dependence is further investigated in p–Pb collisions. In contrast to what is observed in the underlying event, there is no significant event-multiplicity dependence for particle production in jets. The presented measurements provide novel constraints on hadronisation and its Monte Carlo description. In particular, they demonstrate that the fragmentation of jets alone is insufficient to describe the strange and multi-strange particle production in hadronic collisions at LHC energies.

KEYWORDS: Hadron-Hadron Scattering , Jet Physics, Particle and Resonance Production

ARXIV EPRINT: [2211.08936](https://arxiv.org/abs/2211.08936)

Contents

1	Introduction	1
2	ALICE detector and data selection	3
3	Analysis	4
3.1	Charged-particle jet reconstruction	4
3.2	Strange particle reconstruction	5
3.3	Matching of strange particles to jets	6
3.4	Corrections for strange particle reconstruction and feed-down	7
3.5	Systematic uncertainties	8
4	Results and discussion	11
4.1	Particle production and yield ratios in pp collisions at $\sqrt{s} = 13$ TeV	11
4.2	Production and ratios of JE particles in p–Pb collisions at $\sqrt{s_{NN}} = 5.02$ TeV	17
5	Summary	20
A	Particle candidate selection criteria	23
B	Comparison of Ξ/Λ and Ω/Λ ratios to colour-rope predictions in pp collisions at $\sqrt{s} = 13$ TeV	24
C	p_T-differential particle density and ratios for event multiplicity classes in p–Pb collisions at $\sqrt{s_{NN}} = 5.02$ TeV	25
	The ALICE collaboration	32

1 Introduction

High-energy heavy-ion collisions at the LHC create a hot and dense form of matter called quark–gluon plasma (QGP) [1–6]. The droplet of QGP created in the collision rapidly expands as a strongly-coupled liquid and cools down until a temperature near the phase transition at which the deconfined partons hadronise into ordinary colour-neutral matter [7–9]. Systematic studies of particle production, transverse momentum spectra and correlations of identified particles allow to investigate the properties of the partonic phase and the hadronisation process itself.

The interpretation of heavy-ion results (with hot nuclear matter effects) and extraction of the QGP properties require studies of particle production in small collision systems, proton–proton (pp) and proton–nucleus (pA). Previously, the measurements in these small

collision systems were thought of as a necessary foundation to quantify the initial and final state effects of the so-called cold nuclear matter. However, during the last decade, the study of small systems has gained increased interest as a research field in its own right. In particular, similar effects as those present in heavy-ion collisions have been observed in pp and p–Pb collisions where the formation of a QGP was not expected [10–16]. These include, for example, the long-range angular correlations [10–12] and the non-vanishing elliptic flow coefficient measured using multi-particle cumulant analyses [13, 14]. The magnitude of these effects increases smoothly with system size and particle multiplicity from pp, p–Pb to Pb–Pb collisions. Another new feature observed in high-multiplicity pp and p–Pb collisions is the enhancement of the baryon-to-meson yield ratios, p/π and Λ/K_S^0 , at intermediate transverse momentum p_T (2–6 GeV/c) [17–20], which is qualitatively similar to that observed in Pb–Pb collisions. Moreover, the strange to non-strange hadron ratio increases continuously as a function of charged-particle multiplicity density from low-multiplicity pp to high-multiplicity p–Pb collisions to eventually reach the values observed in Pb–Pb collisions [18, 20, 21]. These findings suggest the possible existence of a common underlying mechanism which would determine the chemical composition of particles produced from small to large collision systems. On the other hand, measurements of jet production at midrapidity in small systems do not exhibit nuclear modifications [22–29].

The enhancement of baryon-to-meson yield ratios in the intermediate p_T region has been related to the interplay of radial flow and parton recombination [6, 30, 31]. In a recent study, the ALICE Collaboration investigated baryon-to-meson yield ratios in two separate parts of the event – inside a jet and in the event portion perpendicular to the jet cone – in pp collisions at $\sqrt{s} = 7$ and 13 TeV and p–Pb collisions at $\sqrt{s_{NN}} = 5.02$ TeV [32, 33]. The results show that the enhancement of the Λ/K_S^0 ratio at intermediate p_T obtained from inclusive particle production measurements in Pb–Pb collisions at $\sqrt{s} = 2.76$ TeV [19] and in high-multiplicity pp collisions [34] is not present in the low- z fragmentation products of jets. In addition to these effects, one can expect that particle production in this p_T region results from the hard fragmentation of partons of p_T in the 4–8 GeV/c range (momentum fraction $z = p_T^{\text{hadron}}/p_T^{\text{parton}} \approx 0.5$). This is due to the steeply falling power-law spectrum characteristic for parton production. This so-called “leading particle effect” was described in terms of a “trigger bias” [35]. Studying the yield ratios of particles associated with jets allows us to explore a larger z range, providing new constraints on whether the baryon-to-meson yield ratio enhancement originates from jet fragmentation.

In this article, the p_T -differential baryon-to-meson and multi-strange-to-strange particle ratios are studied in jets reconstructed using the charged-particle component (charged-particle jets) and in the underlying event associated to jets. This provides further understanding of the contribution of soft and hard processes to the enhancement of the baryon-to-meson yield ratios at intermediate p_T and of the strange particle yields as a function of multiplicity in small systems. In particular, the measurement of the production of K_S^0 , Λ ($\bar{\Lambda}$), Ξ^\pm , and Ω^\pm in charged-particle jets and in the underlying event in pp collisions at $\sqrt{s} = 13$ TeV and p–Pb collisions at $\sqrt{s_{NN}} = 5.02$ TeV is reported. Strange particles are reconstructed in the pseudorapidity range $|\eta| < 0.75$. Jets are reconstructed with a transverse momentum $p_{T,\text{jet}}^{\text{ch}} > 10$ GeV/c and in the pseudorapidity range $|\eta_{\text{jet}}| < 0.35$ with

a resolution parameter $R = 0.4$ (referred to as jet radius in the following). The strange particles produced inside a jet are characterised as a function of the distance between the particle momentum vector and the jet axis in the η - φ plane, where φ is the azimuthal angle.

The results presented in this article surpass the precision of the previous ALICE p_T -differential measurements [32] both in pp at $\sqrt{s} = 7$ TeV and p-Pb at $\sqrt{s_{NN}} = 5.02$ TeV collisions. The studies are extended to the multi-strange sector and the charged-particle multiplicity dependence is investigated as well. The baryon-to-meson and baryon-to-baryon yield ratios inside jets are compared to the same ratios obtained from inclusive events and the underlying event. Results measured in pp collisions are compared with PYTHIA 8 [36] simulations.

The article is structured as follows. In section 2, the ALICE apparatus and the data samples used for the analysis are presented. In section 3, the methods adopted for charged-particle jet reconstruction, strange particle reconstruction, and particle-jet matching are described. This section also includes the estimate of the associated systematic uncertainties. The measurement of strange hadron p_T distributions and the corresponding yield ratios, together with their comparison with model predictions, are presented and discussed in section 4. The paper is summarised in section 5.

2 ALICE detector and data selection

The ALICE apparatus and its performance are described in refs. [37, 38]. This analysis mainly relies on the central barrel tracking system and the forward V0 detector [39]. The central barrel detectors used for this analysis are the Inner Tracking System (ITS) [40], the Time Projection Chamber (TPC) [41], and the Time-Of-Flight detector (TOF) [42–44]. These detectors cover the pseudorapidity region $|\eta| < 0.9$ and are located inside a large solenoidal magnet providing a 0.5 T magnetic field.

The ITS, the innermost barrel detector, consists of six cylindrical layers of high spatial resolution silicon detectors using three different technologies. The two innermost layers (Silicon Pixel Detector, SPD) are based on silicon pixel technology and cover $|\eta| < 2.0$ and $|\eta| < 1.4$, respectively. The SPD is used to reconstruct the primary vertex of the collision and short track segments, which are called "tracklets". The four outer ITS layers consist of silicon drift (SDD) and strip (SSD) detectors, with the innermost (outermost) layer having a radius $r = 15$ (43) cm. The SDD and SSD are able to measure the specific ionization energy loss (dE/dx) with a relative resolution of about 10% in the low- p_T region (up to ~ 1 GeV/ c) [40]. The ITS is also used to reconstruct and identify low-momentum particles down to 100 MeV/ c that cannot reach the TPC.

The TPC is a large cylindrical gaseous detector filled with a Ne-CO₂ gas mixture. The radial and longitudinal dimensions of the TPC are about $85 < r < 250$ cm and $-250 < z < 250$ cm, respectively. As the main tracking device, the TPC provides full azimuthal acceptance for tracks in the region $|\eta| < 0.9$. In addition, it provides charged-hadron identification via the dE/dx measurement. At low p_T , the dE/dx resolution of 5.2% for a minimum ionizing particle allows track-by-track particle identification [41]. On the other hand, at intermediate and high p_T ($\gtrsim 2.0$ GeV/ c), the energy loss distributions

of different particle species start to overlap. Therefore, from there on, particles have to be statistically separated via a multi-Gaussian fit to the dE/dx distributions.

The TOF, located at a radius of 3.7 m, outside of the TPC, measures the flight time of the particles. It consists of a cylindrical array of multi-gap resistive plate chambers with an intrinsic time resolution of 50 ps. It covers the range $|\eta| < 0.9$ with full azimuthal acceptance. It can provide particle identification over a broad p_T range ($0.5 \lesssim p_T \lesssim 2.7$ GeV/c). The total time-of-flight resolution, including the collision time resolution, is about 90 ps in pp and p-Pb collisions [34]. The V0 detector, composed of two scintillator arrays, V0A (covering a pseudorapidity range of $2.8 < \eta < 5.1$) and V0C ($-3.7 < \eta < -1.7$), is utilized for triggering and event classification based on charged-particle multiplicity.

Data from pp collisions at $\sqrt{s} = 13$ TeV and from p-Pb collisions at $\sqrt{s_{NN}} = 5.02$ TeV are used in this analysis. The pp and p-Pb data samples were recorded with the ALICE detector in 2016–2017 and 2016, respectively. These data were collected with a minimum bias (MB) trigger requiring at least one hit in both V0A and V0C in coincidence with the bunch crossing.

Interaction vertices are reconstructed by the extrapolation of ITS tracklets towards the average beam line. Pileup events, due to multiple interactions in the triggered bunch crossing, are removed by exploiting the correlation between the number of SPD hits and tracklets. The coordinate of the primary vertex along the beam direction is required to be within ± 10 cm with respect to the nominal position of the ALICE interaction point. After event selection, the pp sample consists of 1.5 billion events. The integrated luminosity of $\mathcal{L}_{\text{int}} = 9.38 \pm 0.47$ nb $^{-1}$ based on the visible cross section observed by the V0 trigger was extracted from a van der Meer scan [45]. About 500 million events from the p-Pb samples were selected, which correspond to an integrated luminosity of $\mathcal{L}_{\text{int}} = 295 \pm 11$ μb^{-1} [46]. The p-Pb events are divided into three multiplicity classes based on the total charge deposited in the V0A (in the Pb-going direction). The multiplicity intervals and their corresponding mean charged-particle density ($dN_{\text{ch}}/d\eta$) measured at midrapidity ($|\eta| < 0.5$) are given in ref. [47].

3 Analysis

3.1 Charged-particle jet reconstruction

The charged-particle jets are reconstructed using the FastJet package [48] with the anti- k_T algorithm [49] with a resolution parameter $R = 0.4$. As the inputs, the charged particles are reconstructed using the ITS and TPC information. Tracks with $p_T > 0.15$ GeV/c are accepted over the pseudorapidity range $|\eta_{\text{trk}}| < 0.9$ and with azimuthal angle $0 < \varphi < 2\pi$.

The reconstructed jet axis pseudorapidity is required to be in the range $|\eta_{\text{jet}}| < 0.35$. This condition ensures that the jet cone is fully contained within the η -acceptance for strange particles. A selection on the charged-particle jet p_T , $p_{T,\text{jet}}^{\text{ch}} > 10$ GeV/c, is applied to ensure that the jet originates from the hard scattering process [32].

In a hadron-hadron collider event, the two outgoing partons from the hard scattering are accompanied by particles that arise, e.g. from multiple parton interactions, which form a background for the jet production measurement. In pp collisions, the p_T density per unit

area in the η - φ plane ($\rho_{\text{bkg}}^{\text{ch}}$) of this background is determined from the k_{T} algorithm [50, 51] to be around $1 \text{ GeV}/c \text{ rad}^{-1}$, which is negligible and, hence, not subtracted in this analysis. The background density in events with at least one jet in $p_{\text{T}} > 10 \text{ GeV}/c$ is around $3 \text{ GeV}/c \text{ rad}^{-1}$ in p-Pb collisions, which is more significant than pp collisions. Hence the reconstructed p_{T} of the jet is corrected for the background contribution [52] using the formula

$$p_{\text{T,jet}}^{\text{ch}} = p_{\text{T,jet}}^{\text{rec}} - \rho_{\text{bkg}}^{\text{ch}} \times A_{\text{jet}}, \quad (3.1)$$

where $p_{\text{T,jet}}^{\text{rec}}$ is the reconstructed jet p_{T} and A_{jet} is the jet area. A_{jet} is calculated by the active ghost area method of FastJet, with a ghost area of 0.005 [53]. The estimation of the background density $\rho_{\text{bkg}}^{\text{ch}}$ in sparse systems such as p-Pb collisions is based on the method described in ref. [54]. This method allows to circumvent problems arising from the use of ghost jets applicable to larger collision systems [54]. Under this method, empty areas are instead accounted for by applying a correction factor to the background density as follows

$$\rho_{\text{bkg}}^{\text{ch}} = C \times \text{median} \left\{ \frac{p_{\text{T,jet}}^{\text{rec}}}{A_{\text{jet}}} \right\}, \quad \text{with } C = \frac{\sum_i A_i}{A_{\text{acc}}}, \quad (3.2)$$

where A_i is the area of each k_{T} jet with at least one real track, i.e. excluding ghosts and A_{acc} is the area of the charged-particle acceptance, namely $(2 \times 0.9) \times 2\pi$. The background estimate is made more accurate by excluding the two clusters with the largest p_{T} from the ρ_{bkg} calculation as given by eq. (3.2).

3.2 Strange particle reconstruction

The strange particles K_{S}^0 , Λ , $\bar{\Lambda}$, Ξ^{\pm} , and Ω^{\pm} are measured at midrapidity ($|\eta| < 0.75$) via the reconstruction of their specific weak decay topology. The following charged decay channels with the corresponding branching ratios (*B.R.*) [55] are used:

$$\begin{aligned} K_{\text{S}}^0 &\rightarrow \pi^+ + \pi^- & B.R. &= (69.20 \pm 0.05)\%, \\ \Lambda(\bar{\Lambda}) &\rightarrow \text{p}(\bar{\text{p}}) + \pi^-(\pi^+) & B.R. &= (63.9 \pm 0.5)\%, \\ \Xi^-(\bar{\Xi}^+) &\rightarrow \Lambda(\bar{\Lambda}) + \pi^-(\pi^+) & B.R. &= (99.887 \pm 0.035)\%, \\ \Omega^-(\bar{\Omega}^+) &\rightarrow \Lambda(\bar{\Lambda}) + \text{K}^-(\text{K}^+) & B.R. &= (67.8 \pm 0.7)\%. \end{aligned}$$

The proton, pion, and kaon tracks (daughter tracks) are identified via their measured energy deposition in the TPC [38]. The identification of the V^0 candidates (K_{S}^0 and $\Lambda(\bar{\Lambda})$ that decay into two oppositely charged daughter particles) and cascade candidates (Ξ^{\pm} and Ω^{\pm} that decay into a ‘‘bachelor’’ charged meson, identified as π^{\pm} or K^{\pm} , plus a V^0 decaying particle, giving the cascade decay topology) follow those presented in earlier ALICE publications [17, 21, 34, 56–58]. In addition, the contributions of pileup collisions outside the trigger bunch crossing (‘‘out-of-bunch pileup’’) are removed. This is achieved by requiring that at least one of the tracks corresponding to charged particle decays matches a hit in a ‘‘fast’’ detector (either the ITS or the TOF detector). The selections in this analysis are summarised in tables 5, 6 in appendix A.

The signal extraction is performed as a function of p_{T} . The invariant mass distribution in each p_{T} interval is fitted with a Gaussian function for the signal and a linear function

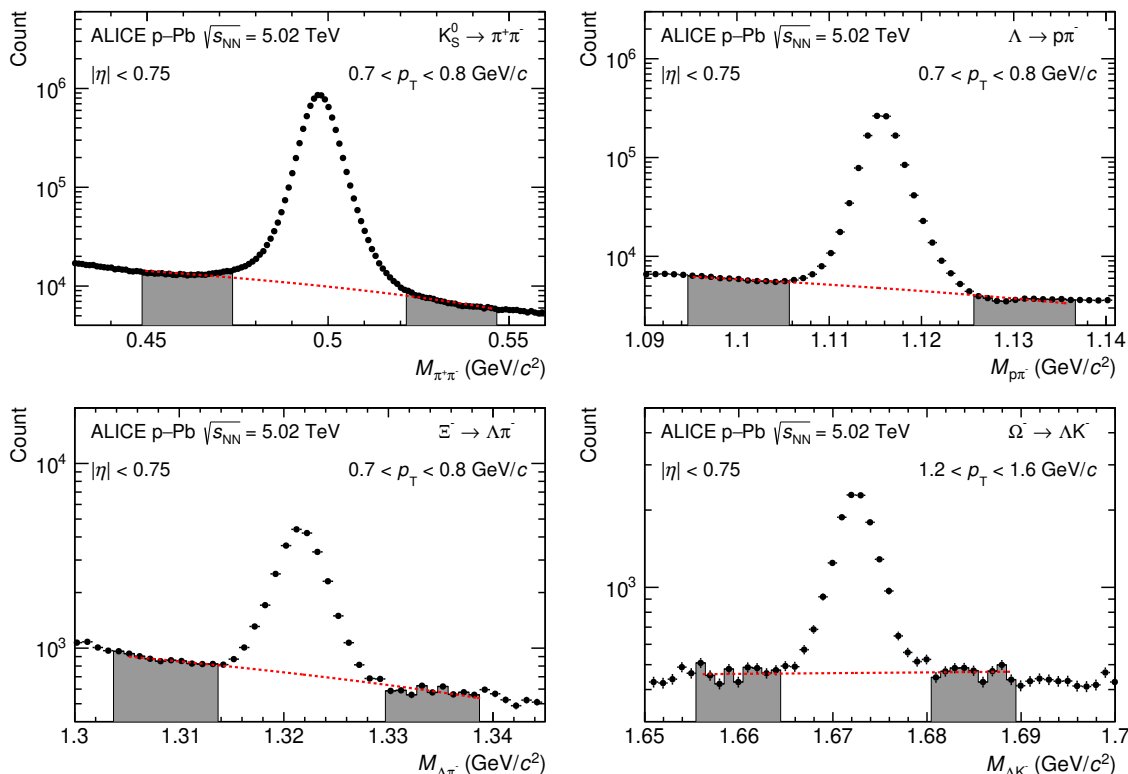


Figure 1. Invariant mass distribution for K_S^0 , Λ , Ξ^- , and Ω^- in different p_T intervals in MB p–Pb collisions at $\sqrt{s_{NN}} = 5.02$ TeV. The candidates are reconstructed in $|\eta| < 0.75$. The grey areas are used to determine the background (red dashed lines), see text for details.

for the combinatorial background. Examples of the invariant mass distribution fits for all particles are shown in figure 1. This allows for the extraction of the mean (μ) and width (σ) of the signal. The “peak” region is defined as that within $\pm 6\sigma$ for V^0 s and $\pm 3\sigma$ ($\pm 4\sigma$) for cascades in pp (and p–Pb) collisions with respect to μ for each p_T interval. The “background” regions are defined on both sides of the peak region (see the gray areas in figure 1). The p_T -differential yields of strange particles are obtained by subtracting the integral of the background fit function in the peak region from the total bin count in the same region (see ref. [56] for the details).

3.3 Matching of strange particles to jets

The strategy for obtaining strange hadrons associated to hard scatterings, selected by charged-particle jets (JE particles), follows that presented in ref. [32]. Particles are defined as located inside the jet cones (JC) if their distance to the jet axis in the η – φ plane

$$R(\text{particle, jet}) = \sqrt{(\eta_{\text{particle}} - \eta_{\text{jet}})^2 + (\varphi_{\text{particle}} - \varphi_{\text{jet}})^2} \quad (3.3)$$

is less than a given value R_{max} ,

$$R(\text{particle, jet}) < R_{\text{max}}, \quad (3.4)$$

where $R_{\max} = 0.4$ to be consistent with the value of the jet resolution parameter used for the jet reconstruction. The remaining contribution from the underlying event (UE) in the JC selection, which refers to particles not associated with jet fragmentation, is estimated in the perpendicular cone (PC) to the jet axis with radius $R = R_{\text{PC}}$. The default value is $R_{\text{PC}} = 0.4$.

Since the η - φ acceptance of the JC-selected particles differs from that for UE estimations, to subtract the UE component from the JC selection, a density distribution is defined

$$\frac{d\rho}{dp_{\text{T}}} = \frac{1}{N_{\text{ev}}} \times \frac{1}{A_{\text{acc}}} \times \frac{dN}{dp_{\text{T}}}, \quad (3.5)$$

where dN/dp_{T} is the p_{T} -differential particle production yield, and N_{ev} and A_{acc} are the number of events and the area of the η - φ acceptance for a given selection. For JC and PC selections, N_{ev} corresponds to the number of events containing at least one jet with $p_{\text{T,jet}}^{\text{ch}} > 10 \text{ GeV}/c$. The η - φ acceptance area, A_{acc} , is calculated via

$$A_{\text{acc}} = \alpha\pi R^2, \quad (3.6)$$

where R is the cone radius for the corresponding selection and α is a correction factor used to account for the partial geometrical overlap among jets on the η - φ plane. The α factor is calculated via a Monte Carlo (MC) sampling approach using measured distributions of strange particles and jets as inputs. The value of α is around 1.06 and it is insensitive to particle species and event multiplicities. It gives a minor correction on the particle density normalization since the production rate for jets with $p_{\text{T,jet}}^{\text{ch}} > 10 \text{ GeV}/c$ is low even in high-multiplicity p-Pb collisions. With the normalization defined in eq. (3.5), the p_{T} -differential production density distribution of JE particles is obtained by subtracting the density distribution of particles with the UE selection from that with the JC selection, namely:

$$\frac{d\rho^{\text{JE}}}{dp_{\text{T}}} = \frac{d\rho^{\text{JC}}}{dp_{\text{T}}} - \frac{d\rho^{\text{UE}}}{dp_{\text{T}}}. \quad (3.7)$$

In addition, to compare with the JE particles, the production yield of inclusive particles is also normalized according to eq. (3.5). For the MB analysis, N_{ev} corresponds to the number of selected MB events. For the event-activity differential analysis in p-Pb collisions, N_{ev} corresponds to the number of selected events in the corresponding event activity interval. The acceptance area, A_{acc} , of particles in the inclusive analysis is given by

$$A_{\text{acc}} = \Delta\eta \times \Delta\varphi, \quad (3.8)$$

where $\Delta\eta = 2 \times 0.75$ and $\Delta\varphi = 2\pi$, correspond to the η and φ acceptances of inclusive particles, respectively.

3.4 Corrections for strange particle reconstruction and feed-down

The reconstruction efficiencies of each particle are obtained from MC simulated data. For this purpose, PYTHIA 8 (for pp collisions) [36] and DPMJet (for p-Pb collisions) [59] are used and the simulated data are propagated through the ALICE detector by GEANT3 [60].

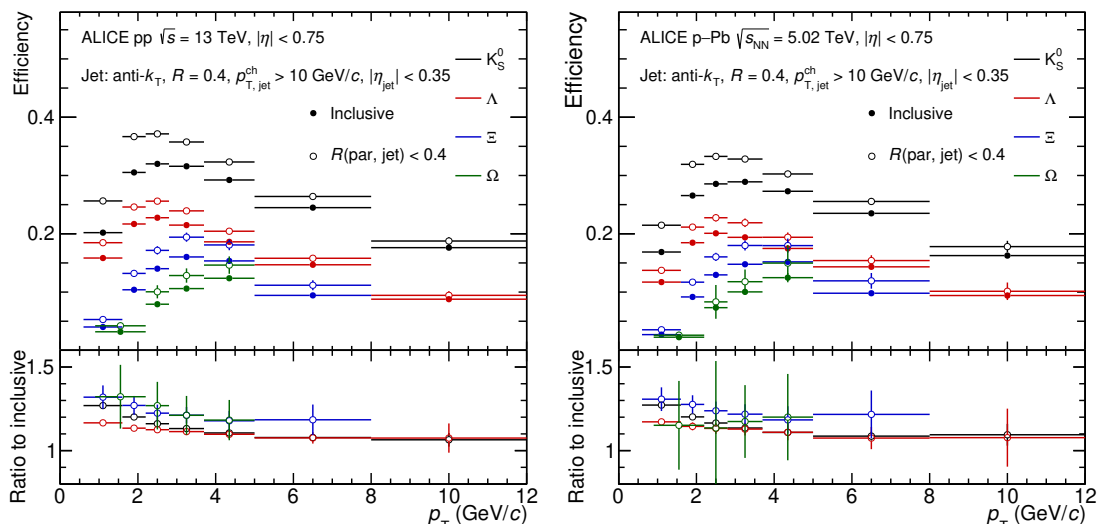


Figure 2. Strange particle reconstruction efficiency in pp collisions at $\sqrt{s} = 13$ TeV (left) and in p-Pb collisions at $\sqrt{s_{NN}} = 5.02$ TeV (right) for two selections: inside the jet cone ($R(\text{par}, \text{jet}) < 0.4$) and for the inclusive case. The vertical bars represent the statistical uncertainties.

Due to differences in the experimental acceptance for particles associated with jets and the underlying event, the efficiencies of particles are estimated separately for each case [32]. Figure 2 shows the reconstruction efficiency of the JC-selected particle and the inclusive one. The reconstruction efficiencies of inclusive strange particles and those produced in the underlying event are identical within uncertainties. For the JC-selected particles, the reconstruction efficiency is higher than that of inclusive particles at $p_T < 2$ GeV/c. This is because the pseudorapidity distribution of strange particles matched with jets is narrower than that of inclusive ones and the η -differential reconstruction efficiency of strange particles decreases with $|\eta|$. This results in a higher η -integrated reconstruction efficiency of JC-selected particles than the inclusive ones. This effect is more pronounced at low p_T .

The yields for Λ and $\bar{\Lambda}$ are significantly affected by secondary particles coming from the decays of charged and neutral Ξ baryons. The feed-down fraction is calculated with a data-driven approach [21]. The inclusive feed-down method was introduced in previous ALICE analyses [20, 34, 58]. In this work, the feed-down fraction in jet and UE is computed for each p_T interval using the measured spectra of Ξ^\pm baryons in jet and UE. The correction of the feed-down contribution from neutral Ξ baryons is based on the assumption that the production rates of charged and neutral Ξ baryons are equal. Figure 3 shows the results of the feed-down fraction for the JC selection compared with the inclusive one.

3.5 Systematic uncertainties

The total systematic uncertainties for K_S^0 , Λ , $\bar{\Lambda}$, Ξ^\pm , and Ω^\pm yields were estimated separately for each particle and in different p_T intervals. Individual selection criteria are loosened and tightened, in order to estimate the uncertainty on the discrepancy between data and MC simulations. The main sources of the systematic uncertainty investigated in this measurement are related to the knowledge of detector materials, track selections, particle

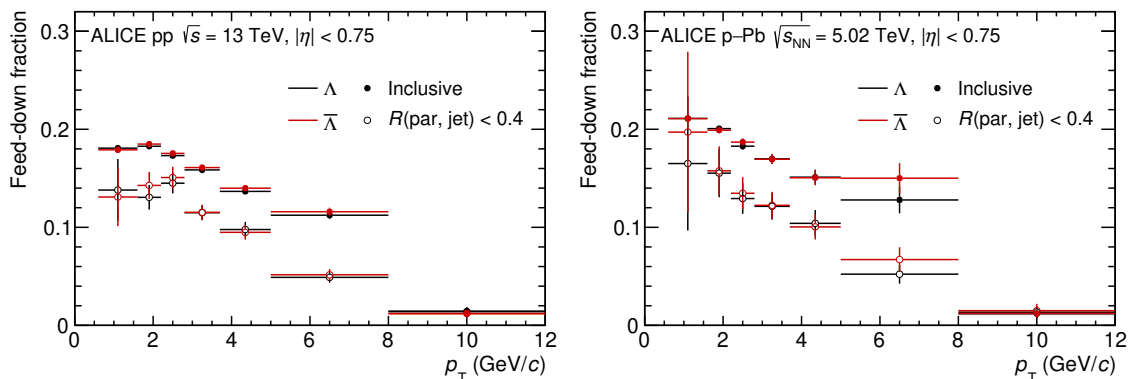


Figure 3. Fraction of Λ yield removed due to the subtraction of feed-down contributions from charged and neutral Ξ baryons decays in pp collisions at $\sqrt{s} = 13$ TeV (left) and p-Pb collisions at $\sqrt{s_{NN}} = 5.02$ TeV (right). The vertical bars represent the statistical uncertainties.

Uncertainty source	K_S^0			$\Lambda + \bar{\Lambda}$			$\Xi^- + \bar{\Xi}^+$			$\Omega^- + \bar{\Omega}^+$			
	p_T (GeV/c)	0.6	2	10	0.6	2	10	0.6	2	7	1	2	5
Detector material		4.0	4.0	4.0	4.0	4.0	4.0	4.0	4.0	4.0	4.0	4.0	4.0
Competing rejection		0.2	0.1	0.2	negl.	0.1	3.1	—	—	—	—	—	—
Track selection		1.5	1.2	0.4	0.6	1.4	1.3	2.8	0.1	negl.	negl.	1.5	0.2
Particle identification		0.1	0.1	0.1	0.3	0.2	1.1	1.9	1.7	2.4	3.9	8.7	6
Proper decay length		negl.	0.1	negl.	2.1	0.4	negl.	—	—	—	—	—	—
Topological		0.2	1.4	negl.	3.9	0.8	3.9	0.6	0.9	1.0	2.8	5.4	2.4
Signal extraction		0.8	1.1	1.1	0.3	0.5	1.7	3.0	1.0	0.5	2.3	4.6	3.0
Total uncertainty		4.4	4.6	4.2	6.1	4.4	6.7	6.1	4.5	4.8	6.7	12.0	8.2

Table 1. Main sources and corresponding relative systematic uncertainties (in %) for K_S^0 , $\Lambda + \bar{\Lambda}$, $\Xi^- + \bar{\Xi}^+$, and $\Omega^- + \bar{\Omega}^+$ in pp collisions at $\sqrt{s} = 13$ TeV. The values are reported for low, intermediate, and high p_T .

identification, proper lifetime, topological selections and signal extraction. All individual uncertainty contributions are listed in tables 1 and 2 and finally added in quadrature.

Material budget. The effect of the incomplete knowledge of the detector material budget is evaluated by comparing different MC simulations in which the material budget was increased and decreased by 4.5%. This value corresponds to the uncertainty on the determination of the material budget by measuring photon conversions [38]. This particular systematic uncertainty is about 4% [34].

Rejection of competing decays. A K_S^0 candidate is rejected if its invariant mass under the hypothesis of a Λ or $\bar{\Lambda}$ lies in the window of ± 5 MeV/ c^2 around the mass of the Λ or $\bar{\Lambda}$, and a Λ ($\bar{\Lambda}$) candidate is rejected if its invariant mass under the K_S^0 hypothesis lies in the window of ± 10 MeV/ c^2 around the K_S^0 mass. To compute the uncertainty due to the competing selection, the analysis is redone with this rejection at 5 MeV/ c^2 to 3 MeV/ c^2 and 6 MeV/ c^2 for the K_S^0 . In the case of the Λ or $\bar{\Lambda}$, the rejection is removed entirely. It is worth noting that the complete removal of the rejection in the K_S^0 analysis causes signal

Uncertainty source	K_S^0			$\Lambda + \bar{\Lambda}$			$\Xi^- + \bar{\Xi}^+$			$\Omega^- + \bar{\Omega}^+$		
	0.6	2	10	0.6	2	10	0.6	2	7	1	2	5
p_T (GeV/c)	0.6	2	10	0.6	2	10	0.6	2	7	1	2	5
Detector material	4.0	4.0	4.0	4.0	4.0	4.0	4.0	4.0	4.0	4.0	4.0	4.0
Competing rejection	0.2	0.3	0.5	0.1	negl.	5.1	—	—	—	—	—	—
Track selection	1.4	1.7	1.8	0.2	1.3	1.4	negl.	negl.	negl.	1.3	2.5	negl.
Particle identification	0.1	0.2	0.2	0.3	0.2	1.0	3.1	1.2	negl.	8.1	13.7	5.9
Proper decay length	negl.	negl.	negl.	1.6	0.3	negl.	0.6	0.4	negl.	negl.	3.3	negl.
Topological	4.4	0.6	1.9	3.9	0.9	2.7	1.3	negl.	2.6	1.2	4.8	3.7
Signal extraction	0.3	2.6	1.7	0.6	0.5	2.6	5.1	0.9	2.6	negl.	5.2	negl.
Total uncertainty	6.1	5.1	5.1	5.7	4.3	6.1	7.4	4.3	5.4	9.2	16.4	8.0

Table 2. Main sources and corresponding relative systematic uncertainties (in %) for K_S^0 , $\Lambda + \bar{\Lambda}$, $\Xi^- + \bar{\Xi}^+$, and $\Omega^- + \bar{\Omega}^+$ in p-Pb collisions at $\sqrt{s_{NN}} = 5.02$ TeV. The values are reported for low, intermediate, and high p_T .

extraction to be unstable at intermediate p_T (1.5 – 2.5 GeV/c) due to the high Λ/K_S^0 ratio in that range, which in turn creates a non-linear background.

Track selection. To estimate the systematic uncertainty due to the track selection, the analysis is redone with an increased number of required clusters in the TPC from the default 70 to 80 clusters out of a maximum of 159 clusters.

Particle identification. The TPC dE/dx selection is used to reduce the combinatorial background in the strange particle invariant mass distribution. The number of standard deviations σ in the identification of particles using the dE/dx has been varied from 4σ to 6σ .

Proper decay length selection. The proper decay length is defined as mLc/p , where m is the mass of the particles, L is the decay length, and p is the particle’s momentum. The selection on the mLc/p is varied within 12 to 40 cm for K_S^0 , 20 to 40 cm for Λ ($\bar{\Lambda}$), 10 to 30 cm for Ξ^\pm , and 5 to 15 cm for Ω^\pm .

Topological selection. The values of the selection criteria for the topological variables are varied within ranges resulting in a maximum variation of $\pm 10\%$ in the raw signal yield around its nominal value. The observed deviations for each component are summed in quadrature.

Signal extraction. In the same manner as for the topological selection, the signal extraction has been tested by varying the widths used to define the “signal” and “background” regions, expressed in terms of the number of σ as defined in section 3.2. In particular, the width of the peak region is varied from the default value of 6σ to 7σ , 5σ , and 4σ for V^0 particles and 3σ to 4σ (3.5σ) and 2.5σ for Ξ (Ω).

Additional systematic uncertainties on the particle yield originate from the UE subtraction and the jet p_T threshold. The systematic uncertainty due to the UE subtraction

is estimated by varying the perpendicular cone radius from the chosen default value of $R_{PC} = 0.4$ to 0.2 and 0.6. From the deviations obtained for different sizes of the PC, the relative systematic uncertainty of the UE subtraction is estimated. To evaluate the uncertainty related to the jet p_T threshold, the analysis is repeated varying the jet p_T threshold by ± 1 GeV/ c . The systematic uncertainties of particles in jets are added to the list of uncertainties in quadrature. The values are shown in table 3 and table 4.

The uncertainties of JE-particle yield ratios (Λ/K_S^0 , Ξ^\pm/K_S^0 , Ω^\pm/K_S^0 , Ξ^\pm/Λ , Ω^\pm/Λ , and Ω^\pm/Ξ^\pm) include three sources: the particle reconstruction, UE subtraction, and the jet p_T threshold. The uncertainty on particle reconstruction is propagated from that obtained for particle spectra. The systematic uncertainties related to the material budget are correlated for each particle spectrum and they partially cancel in the ratios. Uncertainties related to UE subtraction and jet p_T threshold are obtained by varying the same condition for particle spectra in both numerator and denominator of the corresponding ratios. For JE particles, the uncertainty on UE subtraction is only significant at low p_T since the underlying event is dominant in this region. In contrast, the uncertainty on the variation of the jet p_T threshold is more pronounced at high p_T because the p_T slope of particles produced in jets is sensitive to the jet p_T threshold.

4 Results and discussion

4.1 Particle production and yield ratios in pp collisions at $\sqrt{s} = 13$ TeV

For the strange hadrons discussed in this paper, the ratios of yields for particles and antiparticles are consistent with unity within uncertainties, as expected at LHC energies in the midrapidity region [16, 34, 58]. Therefore, all the spectra and the corresponding ratios shown in the following are reported after summing particles and antiparticles, when a distinct antiparticle state exists. The sums of particles and antiparticles, $\Lambda + \bar{\Lambda}$, $\Xi^- + \bar{\Xi}^+$, and $\Omega^- + \bar{\Omega}^+$ are simply denoted as Λ , Ξ , and Ω , unless explicitly written.

Figure 4 shows the fully corrected p_T -differential densities, $d\rho/dp_T$ defined by eq. (3.5), of K_S^0 , Λ , Ξ , and Ω associated with charged-particle jets and the underlying event in pp collisions at $\sqrt{s} = 13$ TeV. For particles matched to the jet cone, the JC-selected particles defined by eq. (3.4), the UE component estimated using the PC selection is mainly concentrated at low p_T in the region of $p_T < 1\text{--}2$ GeV/ c . The UE fraction is higher for Λ , Ξ , and Ω baryons than for K_S^0 mesons. In the high- p_T region ($p_T > 5$ GeV/ c), JC-selected particle production is dominated by the products from hard scatterings – the JE particles defined by eq. (3.7). The density distribution of UE particles rapidly decreases with p_T , reaching values about one order of magnitude lower than that with the JC selection for particle p_T exceeding 4 GeV/ c . This is consistent with the expectation that the high- p_T particles originate from jet fragmentation. The density distributions of the inclusive particles from the inclusive analysis are also compared with that of the JE and UE particles in figure 4. Since the density of JE particles is obtained from events triggered by charged-particle jets, its p_T -dependence is considerably less steep than that of inclusive particles. The density of UE particles is higher than that of inclusive particles since the UE is obtained from events containing jets with $p_{T,\text{jet}}^{\text{ch}} > 10$ GeV/ c . This is due to the well established jet

Uncertainty source	K_S^0			$\Lambda + \bar{\Lambda}$			$\Xi^- + \bar{\Xi}^+$			$\Omega^- + \bar{\Omega}^+$		
	0.6	2	10	0.6	2	10	0.6	2	7	1	2	5
p_T (GeV/c)	0.6	2	10	0.6	2	10	0.6	2	7	1	2	5
Particle reconstruction	1.8	0.3	negl.	5.5	0.6	negl.	6.7	0.9	0.1	6.0	1.7	0.3
UE subtraction	0.1	0.1	0.1	0.1	0.2	0.1	1.5	0.2	0.3	3.6	1.8	0.5
Jet p_T threshold	0.6	3.1	10.9	0.6	1.1	9.9	3.5	2.4	5.0	negl.	negl.	negl.
Total uncertainty	1.8	3.1	10.9	5.6	1.2	9.9	7.7	2.6	5	7.1	2.5	0.6

Uncertainty source	$(\Lambda + \bar{\Lambda})/(2K_S^0)$			$(\Xi^- + \bar{\Xi}^+)/(\Omega^- + \bar{\Omega}^+)$			$(\Omega^- + \bar{\Omega}^+)/(\Xi^- + \bar{\Xi}^+)$		
p_T (GeV/c)	0.6	2	10	0.6	2	7	1	2	5
Particle reconstruction	2.4	2.8	3.3	3.4	2.8	2.8	6.7	11.4	7.3
UE subtraction	0.8	0.2	0.4	3.5	0.2	0.1	10.0	4.0	2.2
Jet p_T threshold	0.4	2.3	1.0	1.7	1.6	3.6	1.0	3.3	6.4
Total uncertainty	2.6	3.7	3.5	5.2	3.3	4.5	12.4	12.5	10.0

Uncertainty source	$(\Xi^- + \bar{\Xi}^+)/(\Lambda + \bar{\Lambda})$			$(\Omega^- + \bar{\Omega}^+)/(\Lambda + \bar{\Lambda})$			$(\Omega^- + \bar{\Omega}^+)/(\Xi^- + \bar{\Xi}^+)$		
p_T (GeV/c)	0.6	2	7	1	2	5	1	2	5
Particle reconstruction	3.4	3.0	3.2	6.7	11.5	7.5	6.8	11.5	7.4
UE subtraction	4.4	0.4	0.2	12.4	4.2	2.3	7.8	3.8	2.7
Jet p_T threshold	0.7	0.5	1.9	0.2	0.9	3.5	0.4	1.3	3.0
Total uncertainty	5.6	3.0	3.7	14.1	12.2	8.6	10.3	12.1	8.5

Table 3. Main sources and corresponding relative systematic uncertainties (in %) for particle p_T -differential density (K_S^0 , $\Lambda + \bar{\Lambda}$, $\Xi^- + \bar{\Xi}^+$, and $\Omega^- + \bar{\Omega}^+$) and particle ratios (Λ/K_S^0 , Ξ/K_S^0 , Ω/K_S^0 , Ξ/Λ , Ω/Λ , and Ω/Ξ) in JE in pp collisions at $\sqrt{s} = 13$ TeV. The values are reported for low (0.6 GeV/c), intermediate (2 GeV/c), and high (10 GeV/c) p_T .

pedestal effect [61]. The underlying event density increases with the leading track p_T and then saturates at high p_T . The p_T dependence of the inclusive particle density is qualitatively similar to that for UE particles, which shows a steeply falling distribution with increasing p_T .

The yield ratios of Λ , Ξ , and Ω baryons to K_S^0 mesons as a function of p_T in pp collisions at $\sqrt{s} = 13$ TeV are shown in the top three panels of figure 5 for different selection criteria. The yield ratios of the UE selected particles given by the PC selection are consistent with that of inclusive particles within uncertainties. These ratios show an enhancement in the p_T region 1–5 GeV/c with respect to those for the JE particles. The yield ratios of the JE selected particles are approximately independent of p_T in the region beyond 2 GeV/c, in particular, they do not show a maximum at intermediate p_T . Clearly the enhancement of the baryon-to-meson yield ratio seen in the inclusive measurement is not present within jets. It is worth noting that the Λ/K_S^0 ratio of inclusive particles becomes consistent with that of JE particles within uncertainties for $p_T > 6$ GeV/c as the high- p_T inclusive particles originate predominantly from jet fragmentation. The results for JE particles are consistent with those in ref. [32] for pp collisions at $\sqrt{s} = 7$ TeV, showing no dependence on the

Uncertainty source	K_S^0			$\Lambda + \bar{\Lambda}$			$\Xi^- + \bar{\Xi}^+$			$\Omega^- + \bar{\Omega}^+$		
	0.6	2	10	0.6	2	10	0.6	2	7	1	2	5
p_T (GeV/c)	0.6	2	10	0.6	2	10	0.6	2	7	1	2	5
Particle reconstruction	5.0	0.8	negl.	14.2	1.5	negl.	24.8	2.8	0.3	8.7	3.7	0.9
UE subtraction	0.3	0.1	0.1	negl.	0.1	11.2	14.1	0.8	0.7	negl.	negl.	1.2
Jet p_T threshold	0.3	3.5	11	3.2	1.8	0.1	24.9	3.0	4.1	3.1	10.7	7.6
Total uncertainty	5.0	3.6	11.0	14.6	2.3	11.2	37.9	4.2	4.1	9.3	11.3	7.7

Uncertainty source	$(\Lambda + \bar{\Lambda})/(2K_S^0)$			$(\Xi^- + \bar{\Xi}^+)/(2K_S^0)$			$(\Omega^- + \bar{\Omega}^+)/(2K_S^0)$		
p_T (GeV/c)	0.6	2	10	0.6	2	7	1	2	5
Particle reconstruction	3.3	3.4	4.7	4.7	3.2	4.0	9.8	1.5	7.4
UE subtraction	0.8	0.1	0.1	9.1	1.8	1.0	4.1	negl.	0.3
Jet p_T threshold	1.4	2.6	0.1	8.6	2.4	6.0	0.5	1.5	0.3
Total uncertainty	3.7	4.3	4.7	13.4	4.4	7.2	10.6	15.1	7.4

Uncertainty source	$(\Xi^- + \bar{\Xi}^+)/(\Lambda + \bar{\Lambda})$			$(\Omega^- + \bar{\Omega}^+)/(\Lambda + \bar{\Lambda})$			$(\Omega^- + \bar{\Omega}^+)/(\Xi^- + \bar{\Xi}^+)$		
p_T (GeV/c)	0.6	2	10	0.6	2	7	1	2	5
Particle reconstruction	4.3	2.8	3.8	9.6	15.0	7.5	10.0	14.9	8.6
UE subtraction	9.9	1.9	0.8	3.6	0.1	0.3	11.0	1.8	0.1
Jet p_T threshold	2.7	0.6	2.6	0.4	5.0	3.0	0.4	3.8	1.7
Total uncertainty	11.1	3.4	4.7	10.3	15.8	8.1	14.9	15.5	8.7

Table 4. Main sources and corresponding relative systematic uncertainties (in %) for particle p_T -differential density (K_S^0 , $\Lambda + \bar{\Lambda}$, $\Xi^- + \bar{\Xi}^+$, and $\Omega^- + \bar{\Omega}^+$) and particle yield ratios (Λ/K_S^0 , Ξ/K_S^0 , Ω/K_S^0 , Ξ/Λ , Ω/Λ , and Ω/Ξ) in JE in p-Pb collisions at $\sqrt{s_{NN}} = 5.02$ TeV. The values are reported for low, intermediate, and high p_T .

collision energy. For the Ξ/K_S^0 and Ω/K_S^0 ratios, even with limited p_T coverage, the trends imply that the results of inclusive measurements are expected to converge to that of JE particles at higher p_T .

The strange baryon-to-baryon yield ratios, Ξ/Λ , Ω/Λ , and Ω/Ξ , as a function of p_T are presented in the bottom three panels of figure 5. For each case, the numerator always contains at least one more strange quark than the denominator, and the results obtained from JE, UE and inclusive selections are compared. Similarly to the baryon-to-meson yield ratios shown in the upper three panels of the same figure, the baryon-to-baryon yield ratios from the UE are consistent with that from the inclusive measurements within uncertainties. In the measured p_T range, they increase with p_T up to 4 GeV/c. For $p_T > 2$ GeV/c, the Ξ/Λ ratio of JE particles is almost independent of p_T , and shows a strong suppression by a factor of about two with respect to the inclusive measurements. However, the Ω/Λ and Ω/Ξ ratios for particles associated with jets show a similar p_T dependence as the inclusive particles. The Ω/Λ ratio of JE particles is systematically lower than the inclusive measurement, but with a smaller suppression than that observed for Ξ/Λ . For the Ω/Ξ ratio, the results of JE particles are compatible with that of inclusive particles within uncertainties. These

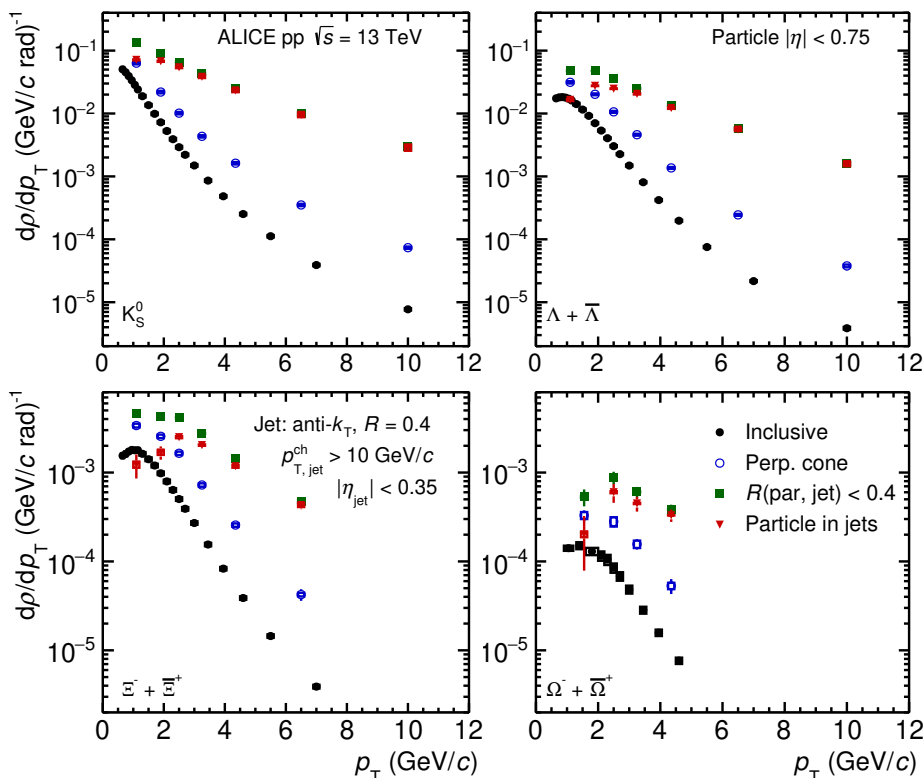


Figure 4. p_T -differential density, $d\rho/dp_T$, of K_S^0 (top left panel), Λ (top right panel), Ξ (bottom left panel), and Ω (bottom right panel) in pp collisions at $\sqrt{s} = 13$ TeV. The spectra of JE particles (red triangles), associated with hard scatterings, are compared with that of JC (green squares) and UE (blue open circles) selections. The results from inclusive measurements (black closed circles) are presented as well. The statistical uncertainties are represented by the vertical error bars and the systematic uncertainties by the boxes.

findings suggest that the production mechanism of Ω baryons, as strange-quark triplets, in jets may be similar to that in the UE. This conclusion can be further confirmed in future measurements using a larger data sample.

The p_T -differential densities of inclusive K_S^0 , Λ , Ξ , and Ω are compared with simulations with PYTHIA 8 event generator [36] in the left panels of figure 6. The PYTHIA 8 Monte Carlo simulation studies are performed with the CR-BLC model [62], in which the minimisation of the string potential is implemented considering the SU(3) multiplet structure of QCD, allowing for the formation of “baryonic” configurations where two colours can combine coherently to form anti-colours. From the CR-BLC model [62], three modes (labeled as mode 0, 2, and 3) are suggested by the authors – each applying different constraints on the allowed reconnections among the colour sources. In particular, considerations are given to the causal connections among strings involved in the reconnection and to the time dilation caused by relative boosts of the strings. The density spectra using PYTHIA 8 are normalized in the same way as data described in section 3.3. The left-bottom panels of figure 6 show the ratios between PYTHIA 8 simulations and data. Since for each particle species the three CR-BLC modes give almost identical p_T -differential density spectra, the

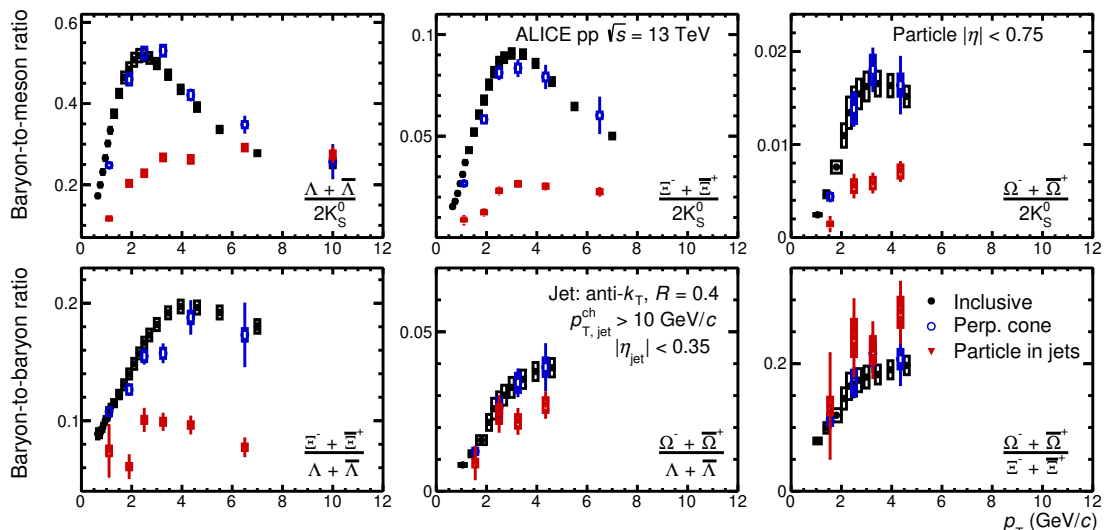


Figure 5. p_T -dependent strange baryon-to-meson (top) and baryon-to-baryon (bottom) yield ratios in pp collisions at $\sqrt{s} = 13$ TeV. For each case, the results of JE particles (red triangles) are compared with that of inclusive (black closed circles) and UE (blue open circles) particles. The statistical uncertainties are represented by the vertical error bars and the systematic uncertainties by the boxes.

results corresponding to different CR-BLC modes are presented as bands (unless explicitly stated otherwise).

The inclusive density spectra obtained with PYTHIA 8 underestimate the data for all particle species and the p_T dependence follows a power-law trend, which does not reproduce the moderate peaks on the spectra around $p_T = 2$ GeV/ c present in data. This results in a “valley” structure in PYTHIA-to-data ratios in the interval of $1 < p_T < 4$ GeV/ c . For K_S^0 and Λ , the value of the MC/data ratio reaches the minimum of around 0.4 at $p_T \simeq 2$ GeV/ c , then it increases with p_T for $p_T > 2$ GeV/ c and shows a saturation trend with a value that rises to 0.8 at $p_T > 6$ GeV/ c . For the multi-strange baryons, Ξ and Ω , the ratio decreases with strange-quark content and baryon mass. The minimum values of the ratio are around 0.2 and 0.1 for Ξ and Ω , respectively.

In analogy with the left panel of figure 6, the right panel shows the comparisons of p_T -differential densities for JE particles with the corresponding PYTHIA 8 simulations for the different CR-BLC modes. The JE-particle density spectra from PYTHIA 8 are obtained following the same approach applied to data as detailed in section 3.3. PYTHIA 8 simulations overestimate the density of K_S^0 mesons and Λ baryons in jets for $p_T < 2$ GeV/ c , while, in general, a better agreement is observed for $p_T > 2$ GeV/ c . The MC/data ratio for those two particle species are almost identical, as seen in the lower panels of figure 6. But, in general, the p_T -differential density obtained from the generator is softer than that in the data. For Ξ baryons, PYTHIA 8 overestimates their production associated with jets over the measured p_T range, $0.9 < p_T < 8$ GeV/ c , by a factor of around three to six depending on p_T . A possible explanation is that the strings containing partons produced in the hard scattering processes have higher string tension during the PYTHIA fragmentation.

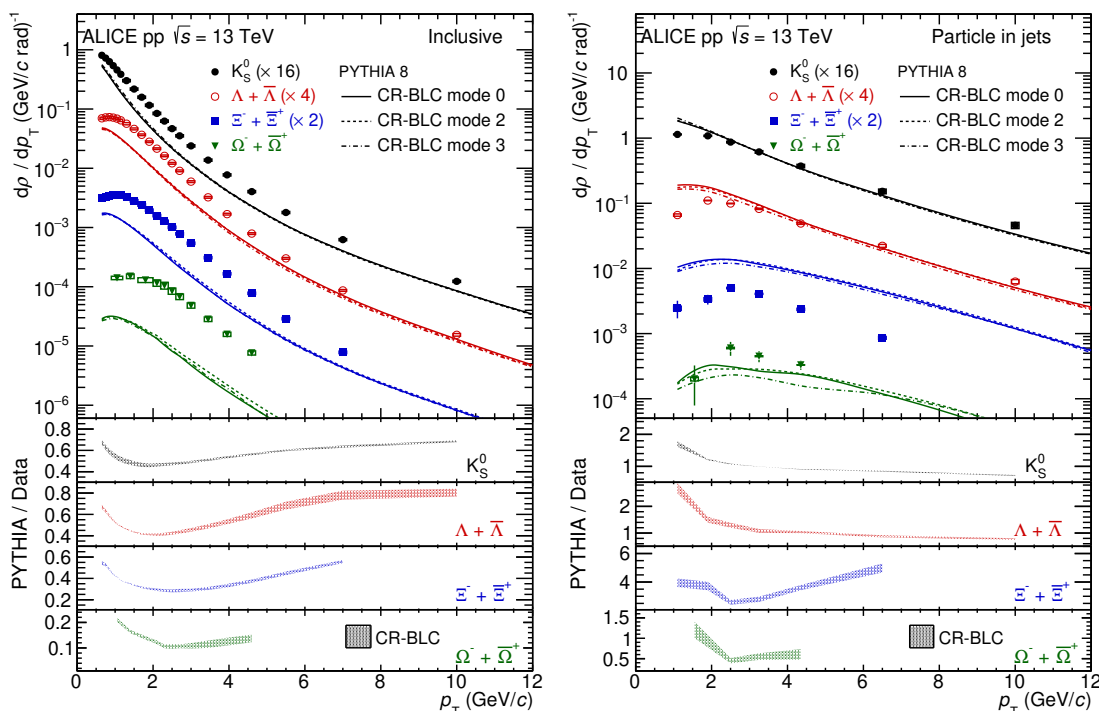


Figure 6. p_T -differential density distributions for inclusive (left) and within jets (right) K_S^0 (black closed circles), Λ (red open circles), Ξ (blue squares), and Ω (green inverted triangles) in pp collisions at $\sqrt{s} = 13$ TeV. The spectra in data are compared with PYTHIA 8 CR-BLC simulations. Three modes, labeled as mode 0 (solid line), 2 (dashed line), and 3 (dash-dotted line) are adopted in the simulations. The PYTHIA-to-data ratios are shown in the four bottom panels where the spread of the three PYTHIA 8 CR-BLC implementation modes are presented as bands. For clarity, some of the spectra were scaled with the factors indicated in the legends. The statistical uncertainties are represented by the vertical error bars and the systematic uncertainties by the boxes.

It is likely that in PYTHIA 8 the ss-diquark string production rate is much higher than that within the jet fragmentation found in data. Moreover, since the probability for an ss-diquark combining with another single s-quark to form an Ω baryon is lower than the probability combining with u- and d-quarks to form a Ξ baryon, the density of Ω produced in jets is underestimated. For $p_T > 2$ GeV/c, the corresponding Ω MC/data ratio reaches about 0.5 with mild dependence on p_T . This is indicative of the vastly overestimated production density of Ξ baryons in jets within the generator.

The p_T -differential particle ratios from the JE and the inclusive selections are compared with the PYTHIA 8 simulations in figure 7. PYTHIA 8 CR-BLC tunes generally agree with the Λ/K_S^0 ratios for both JE particles and inclusive measurements, despite that the simulations do not reproduce the individual density spectra neither in jets nor in the inclusive sample. Large discrepancies between data and the MC model are observed for all the other cases containing multi-strange hadrons in the numerator over the measured p_T acceptance. As stated in ref. [63], although the string junction mechanism applied in PYTHIA 8 CR-BLC tunes increases the baryon production probabilities, the ss-diquark

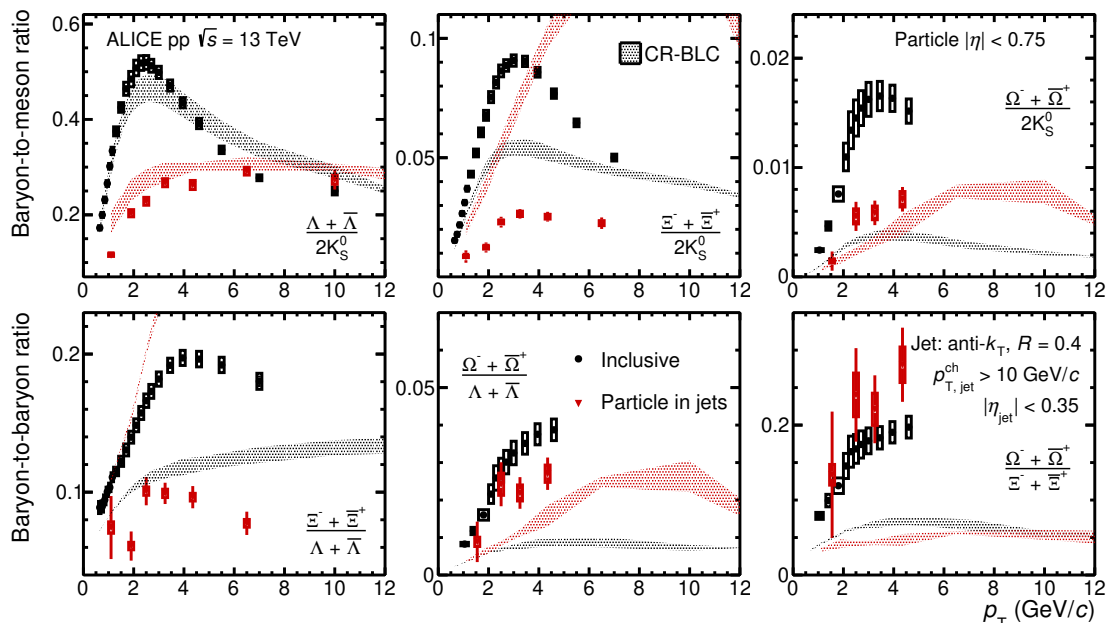


Figure 7. p_T -dependent strange baryon-to-meson (top) and baryon-to-baryon (bottom) ratios in pp collisions at $\sqrt{s} = 13$ TeV. For each case, the results of JE (red triangles) and inclusive (black closed circles) particles are compared with PYTHIA 8 CR-BLC simulations. The bands correspond to the spread of simulations of the three different CR-BLC implementation modes. The statistical uncertainties are represented by the vertical error bars and the systematic uncertainties by the boxes.

is disfavoured in the PYTHIA fragmentation due to the phase-space constraint on high invariant mass strings. This results in PYTHIA 8 largely underestimating the inclusive particle ratios containing multi-strange hadrons in the numerator. Since the density of Ξ in jets is overestimated by PYTHIA 8, then the Ξ/K_S^0 and Ξ/Λ ratios given by PYTHIA 8 increase dramatically with p_T and raise to unrealistic large values. At the same time, the Ω/Ξ ratio in jets is suppressed in PYTHIA 8 generated events. It seems that PYTHIA 8 qualitatively reproduces the p_T dependence for Ω/K_S^0 and Ω/Λ ratios in jets. However, this may be due to the unrealistic enhancement of the ss-diquark produced by strings containing partons from hard scatterings in the model. It is worth noticing that the colour rope mechanism [64], in which the strange particle production is enhanced via interactions between strings [63], vastly overestimates the Ξ and Ω production in jets at high p_T (see the illustration shown in figure 10 in appendix B). The enhancement of the multi-strange production in colour rope predictions results from the higher local energy density in the region where an energetic jet is present. In summary, the measurements presented in this section provide important constraints on the production mechanisms of particles, especially for the multi-strange baryon, associated with hard partons.

4.2 Production and ratios of JE particles in p-Pb collisions at $\sqrt{s_{NN}} = 5.02$ TeV

The proton to π^\pm ratios and strange baryon-to-meson yield ratios measured at high multiplicity in small collision systems (pp and p-Pb) [17, 18, 20, 21, 34, 65, 66] exhibit an

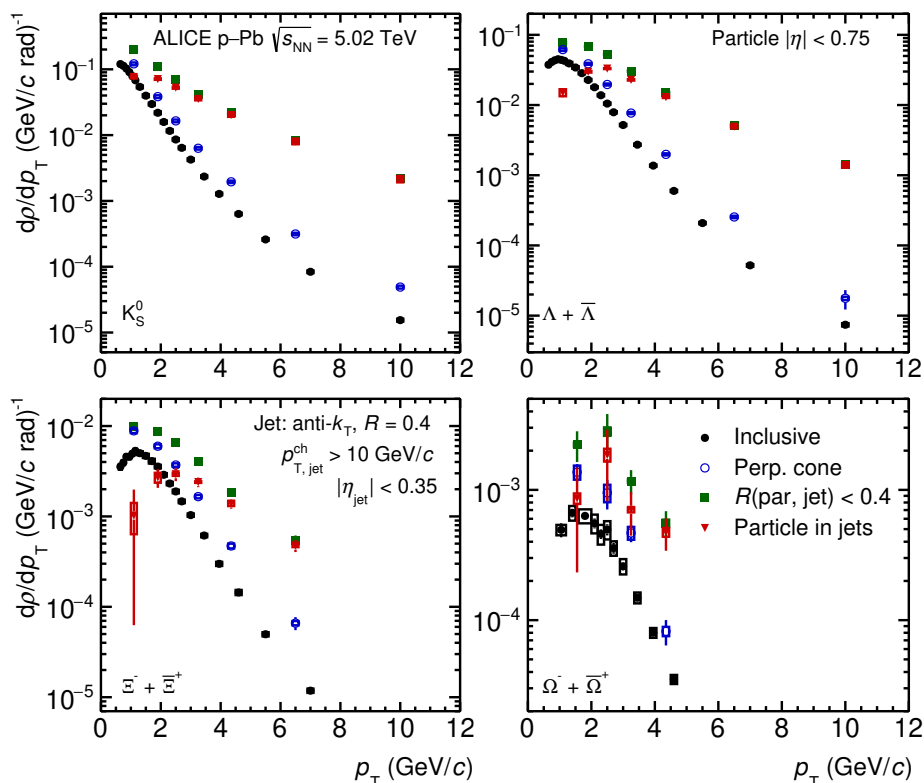


Figure 8. p_T -differential density, $d\rho/dp_T$, of K_S^0 (top left panel), Λ (top right panel), Ξ (bottom left panel), and Ω (bottom right panel) in p–Pb collisions at $\sqrt{s_{NN}} = 5.02$ TeV. The spectra of JE particles (red triangles), associated with hard scatterings, are compared with that of JC (green squares) and UE (blue open circles) selections. The results from inclusive measurements (black closed circles) are presented as well. The statistical uncertainties are represented by the vertical error bars and the systematic uncertainties by the boxes.

enhancement at intermediate $p_T \sim 3$ GeV/ c with respect to the low-multiplicity events, qualitatively reminiscent of that measured in Pb–Pb collisions [19, 67–69]. In the latter, the enhancement is considered as the fingerprint of hydrodynamic evolution of the colour-deconfined matter state, the quark–gluon plasma, created under extreme conditions of high temperature and energy density. To further constrain the particle production mechanisms in small collision systems, the study of strange particle production within charged-particle jets is extended to p–Pb collisions at $\sqrt{s_{NN}} = 5.02$ TeV in both MB events and in events selected in various multiplicity intervals.

Figure 8 shows the p_T -differential densities of K_S^0 , Λ , Ξ , and Ω in MB p–Pb collisions at $\sqrt{s_{NN}} = 5.02$ TeV. For each case, the density distribution of JE particles is compared with that from JC and UE selections, and that of inclusive particles. In general, the particle densities measured in p–Pb collisions have the same order of magnitude as the corresponding ones in pp collisions shown in figure 4. Similar to the case in pp collisions, the density of JC-selected particles is dominated by those associated with hard scattering at high p_T ($p_T > 3$ GeV/ c). As in pp, the p_T -dependent density of JE particles is considerably less steep than the inclusive ones. The UE component given by the PC selection is mainly

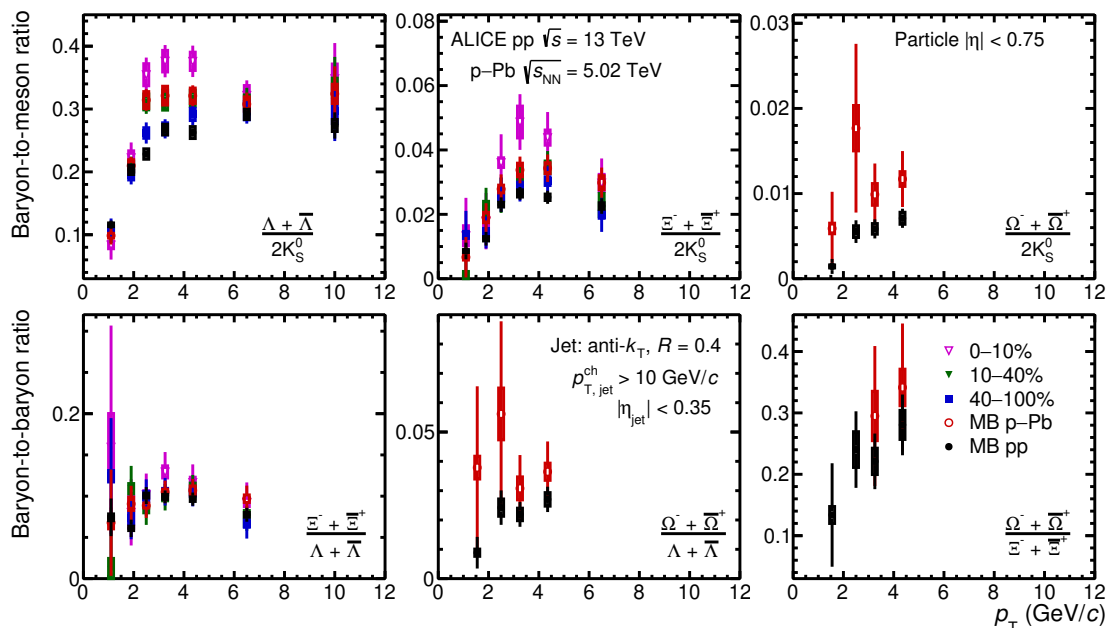


Figure 9. p_T -dependent strange baryon-to-meson (top) and baryon-to-baryon (bottom) ratios for particles produced within jets in p–Pb collisions at $\sqrt{s_{NN}} = 5.02$ TeV. For each case, the results for different event multiplicity classes are compared with that in pp collisions at $\sqrt{s} = 13$ TeV. The statistical uncertainties are represented by the vertical error bars and the systematic uncertainties by the boxes. See the text for details.

located in the low- p_T region but the contribution is larger than in pp collisions. The UE fractions are 61.3% (47.0%), 80.4% (65.5%), 90.0% (73.4%) and 61.4% (62.0%) for K_S^0 , Λ , and Ξ in the interval of $0.9 < p_T < 1.6$ GeV/c and for Ω in the interval of $0.9 < p_T < 2.2$ GeV/c in p–Pb (pp) collisions, respectively. This follows the expectation that the multiplicity of particles within the UE is correlated with the number of nucleon–nucleon interactions and the energy density of the system. The p_T -dependent densities of K_S^0 mesons and Λ and Ξ baryons with different selections are also measured for various event multiplicity classes, presented in figures 11, 12, and 13 in appendix C. The magnitude of the density increases with the event multiplicity, and the results in the low multiplicity class become almost identical to those in pp collisions.

The ratios of JE particles measured in p–Pb collisions at $\sqrt{s_{NN}} = 5.02$ TeV are shown in figure 9. The results of Λ/K_S^0 , Ξ/K_S^0 , and Ξ/Λ ratios are presented in three event multiplicity classes, from high (0–10%), intermediate (10–40%) to low (40–100%) multiplicities, and compared with that in MB events. Since the multiplicity differential analysis is challenging for Ω baryons due to the low number of candidates the ratios of Ω/K_S^0 , Ω/Λ and Ω/Ξ are only given for the MB events. All ratios are also compared with the corresponding measurements in pp collisions at $\sqrt{s} = 13$ TeV. Similar to what is observed in ref. [32], the Λ/K_S^0 ratio obtained in p–Pb collisions is systematically higher than that in pp collisions for $2 < p_T < 4$ GeV/c: in this p_T interval the ratio in p–Pb collisions also increases with the event multiplicity. The differences are quantified in terms of standard deviations considering statistical and systematic uncertainties. The differences are 0.8σ between MB p–Pb

collisions and pp collisions and 1.1σ between high- (0–10%) and low-multiplicity (40–100%) p–Pb collisions. A similar behavior is observed in ratios between other particle species. However, due to substantial uncertainties, variations between collision systems or among different event multiplicity classes for p–Pb collisions are much less significant than for the Λ/K_S^0 ratio. The observed deviations remain to be studied with better statistical precision.

The comparisons of the ratios for JE particles to those for inclusive and UE particles for different event multiplicity classes are shown in figures 14, 15, and 16 in appendix C for Λ/K_S^0 , Ξ/K_S^0 , and Ξ/Λ , respectively. Similar to what is observed in pp collisions, in each event multiplicity class, the p_T dependence of the ratio for UE particles is consistent with that of inclusive particles within uncertainties. Furthermore, the enhancement of particle ratios at intermediate p_T is not observed in jets, suggesting that the enhancement of particle ratios observed at high multiplicity in small systems is only present in the UE and not a feature of jet fragmentation.

5 Summary

The production of K_S^0 mesons and Λ , Ξ , and Ω baryons is measured separately for particles associated with hard scatterings and the underlying event for the first time at the LHC in pp collisions at $\sqrt{s} = 13$ TeV and p–Pb collisions at $\sqrt{s_{NN}} = 5.02$ TeV. The results in pp collisions are compared with PYTHIA 8 CR-BLC simulations. PYTHIA 8 simulations reproduce fairly well the Λ/K_S^0 ratio in data. However, large discrepancies between data and simulations are observed in the ratios including multi-strange baryons. In p–Pb collisions, the strange baryon-to-meson and baryon-to-baryon yield ratios associated with jets for different event multiplicity classes have a similar trend. Better statistical precision is required to clarify their multiplicity and collision system dependence. The enhancement in the ratio at intermediate p_T found in the inclusive particle measurements in high-multiplicity p–Pb and Pb–Pb collisions is not present for particles associated with hard scatterings selected by jets reconstructed from charged particles for $p_{T,jet}^{ch} > 10$ GeV/ c . Moreover, as the enhancement has been linked to the interplay of radial flow and parton recombination at intermediate p_T , its absence within the jet cone demonstrates that these effects are indeed limited to the soft particle production processes.

Acknowledgments

The ALICE Collaboration would like to thank all its engineers and technicians for their invaluable contributions to the construction of the experiment and the CERN accelerator teams for the outstanding performance of the LHC complex. The ALICE Collaboration gratefully acknowledges the resources and support provided by all Grid centres and the Worldwide LHC Computing Grid (WLCG) collaboration. The ALICE Collaboration acknowledges the following funding agencies for their support in building and running the ALICE detector: A. I. Alikhanyan National Science Laboratory (Yerevan Physics Institute) Foundation (ANSL), State Committee of Science and World Federation of Scientists

(WFS), Armenia; Austrian Academy of Sciences, Austrian Science Fund (FWF): [M 2467-N36] and Nationalstiftung für Forschung, Technologie und Entwicklung, Austria; Ministry of Communications and High Technologies, National Nuclear Research Center, Azerbaijan; Conselho Nacional de Desenvolvimento Científico e Tecnológico (CNPq), Financiadora de Estudos e Projetos (Finep), Fundação de Amparo à Pesquisa do Estado de São Paulo (FAPESP) and Universidade Federal do Rio Grande do Sul (UFRGS), Brazil; Bulgarian Ministry of Education and Science, within the National Roadmap for Research Infrastructures 2020;2027 (object CERN), Bulgaria; Ministry of Education of China (MOEC), Ministry of Science & Technology of China (MSTC) and National Natural Science Foundation of China (NSFC), China; Ministry of Science and Education and Croatian Science Foundation, Croatia; Centro de Aplicaciones Tecnológicas y Desarrollo Nuclear (CEADEN), Cubaenergía, Cuba; Ministry of Education, Youth and Sports of the Czech Republic, Czech Republic; The Danish Council for Independent Research | Natural Sciences, the VILLUM FONDEN and Danish National Research Foundation (DNRF), Denmark; Helsinki Institute of Physics (HIP), Finland; Commissariat à l’Energie Atomique (CEA) and Institut National de Physique Nucléaire et de Physique des Particules (IN2P3) and Centre National de la Recherche Scientifique (CNRS), France; Bundesministerium für Bildung und Forschung (BMBF) and GSI Helmholtzzentrum für Schwerionenforschung GmbH, Germany; General Secretariat for Research and Technology, Ministry of Education, Research and Religions, Greece; National Research, Development and Innovation Office, Hungary; Department of Atomic Energy Government of India (DAE), Department of Science and Technology, Government of India (DST), University Grants Commission, Government of India (UGC) and Council of Scientific and Industrial Research (CSIR), India; National Research and Innovation Agency — BRIN, Indonesia; Istituto Nazionale di Fisica Nucleare (INFN), Italy; Japanese Ministry of Education, Culture, Sports, Science and Technology (MEXT) and Japan Society for the Promotion of Science (JSPS) KAKENHI, Japan; Consejo Nacional de Ciencia (CONACYT) y Tecnología, through Fondo de Cooperación Internacional en Ciencia y Tecnología (FONCICYT) and Dirección General de Asuntos del Personal Académico (DGAPA), Mexico; Nederlandse Organisatie voor Wetenschappelijk Onderzoek (NWO), Netherlands; The Research Council of Norway, Norway; Commission on Science and Technology for Sustainable Development in the South (COMSATS), Pakistan; Pontificia Universidad Católica del Perú, Peru; Ministry of Education and Science, National Science Centre and WUT ID-UB, Poland; Korea Institute of Science and Technology Information and National Research Foundation of Korea (NRF), Republic of Korea; Ministry of Education and Scientific Research, Institute of Atomic Physics, Ministry of Research and Innovation and Institute of Atomic Physics and University Politehnica of Bucharest, Romania; Ministry of Education, Science, Research and Sport of the Slovak Republic, Slovakia; National Research Foundation of South Africa, South Africa; Swedish Research Council (VR) and Knut & Alice Wallenberg Foundation (KAW), Sweden; European Organization for Nuclear Research, Switzerland; Suranaree University of Technology (SUT), National Science and Technology Development Agency (NSTDA), Thailand Science Research and Innovation (TSRI) and National Science, Research and Innovation Fund (NSRF), Thailand; Turkish Energy, Nuclear and Mineral Research Agency (TENMAK),

Turkey; National Academy of Sciences of Ukraine, Ukraine; Science and Technology Facilities Council (STFC), United Kingdom; National Science Foundation of the United States of America (NSF) and United States Department of Energy, Office of Nuclear Physics (DOE NP), United States of America. In addition, individual groups or members have received support from: Marie Skłodowska Curie, European Research Council, Strong 2020 — Horizon 2020 (grant nos. 950692, 824093, 896850), European Union; Academy of Finland (Center of Excellence in Quark Matter) (grant nos. 346327, 346328), Finland; Programa de Apoyos para la Superación del Personal Académico, UNAM, Mexico.

A Particle candidate selection criteria

Topological variable	pp	p-Pb
V^0 transverse decay radius	> 0.5 cm	> 0.5 cm
DCA of V^0 daughter track to PV	> 0.06 cm	> 0.06 cm
DCA between V^0 daughter tracks	$< 1\sigma$	$< 1\sigma$
CPA of V^0	> 0.97 (0.995)	> 0.97 (0.995)
Track selection		
Daughter track pseudorapidity interval	$ \eta < 0.8$	$ \eta < 0.8$
Daughter track $N_{\text{crossed rows}}$	≥ 70	≥ 70
Daughter track $N_{\text{crossed rows}}/N_{\text{findable}}$	≥ 0.8	≥ 0.8
TPC dE/dx	$< 5\sigma$	$< 5\sigma$
Candidate selection		
Pseudorapidity interval	$ \eta < 0.75$	$ \eta < 0.75$
Proper decay length	< 20 (30) cm	< 20 (30) cm
Competing mass	> 0.005 (0.010) GeV/c^2	> 0.005 (0.010) GeV/c^2

Table 5. K_S^0 (Λ and $\bar{\Lambda}$) candidate selection criteria of topological variables, daughter tracks and V^0 candidates. The DCA stands for the “distance of closest approach”, PV represents the “primary collision vertex” and CPA is the “cosine pointing angle between the momentum vector of the reconstructed V^0 and the displacement vector between the decay and primary vertices”.

Topological variable	pp	p-Pb
Cascade transverse decay radius	> 0.8(0.6) cm	> 0.6 cm
V ⁰ transverse decay radius	> 1.4 cm	> 1.2 cm
DCA (bachelor to PV)	> 0.05 cm	> 0.04 cm
DCA (V ⁰ to PV)	> 0.07 cm	> 0.06 cm
DCA (positive / negative track to PV)	> 0.04(0.03) cm	> 0.03 cm
DCA between V ⁰ daughter tracks	< 1.6σ	< 1.5σ
DCA (bachelor to V ⁰)	< 1.6(1.0) cm	< 1.3 cm
CPA of Cascade	> 0.97	> 0.97
CPA of V ⁰	> 0.97	> 0.97
V ⁰ invariant mass window	±0.006 GeV/c ²	±0.008 GeV/c ²
Track selection		
Daughter track pseudorapidity interval	η < 0.8	η < 0.8
Daughter track N _{crossed rows}	≥ 70	≥ 70
Daughter track N _{crossed rows} /N _{findable}	≥ 0.8	≥ 0.8
TPC dE/dx	< 5σ	< 4σ
Candidate selection		
Pseudorapidity interval	η < 0.75	η < 0.75
Proper decay length	—	< 3 × mean decay length
Competing mass	8 MeV/c ²	8 MeV/c ²

Table 6. Ξ^\pm (Ω^\pm) candidate selection criteria of topological variables, daughter tracks and cascade candidates.

B Comparison of Ξ/Λ and Ω/Λ ratios to colour-rope predictions in pp collisions at $\sqrt{s} = 13$ TeV

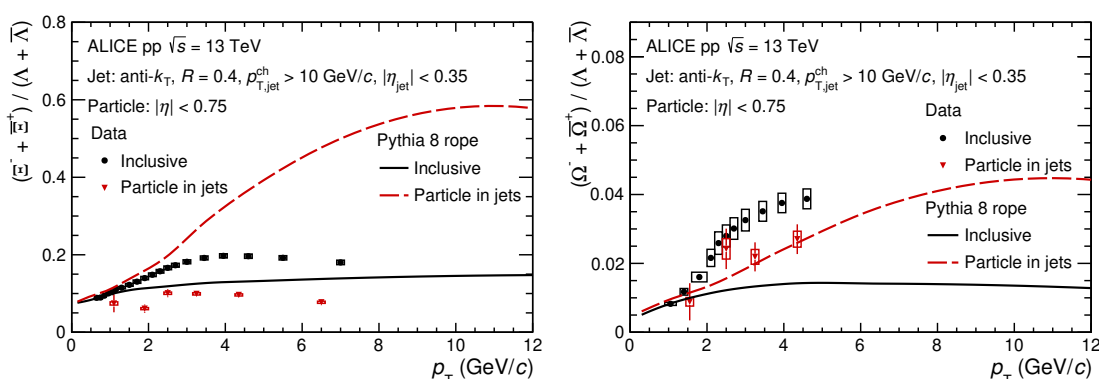


Figure 10. p_T -dependent Ξ/Λ (left panel) and Ω/Λ (right panel) ratios in pp collisions at $\sqrt{s} = 13$ TeV. For each case, the results of JE particles (red inverted-triangle) are compared with that of inclusive (black closed circles). The corresponding colour-rope predictions [64] implemented in the PYTHIA 8 event generator [70] are compared to data as well.

C p_T -differential particle density and ratios for event multiplicity classes in p-Pb collisions at $\sqrt{s_{NN}} = 5.02$ TeV

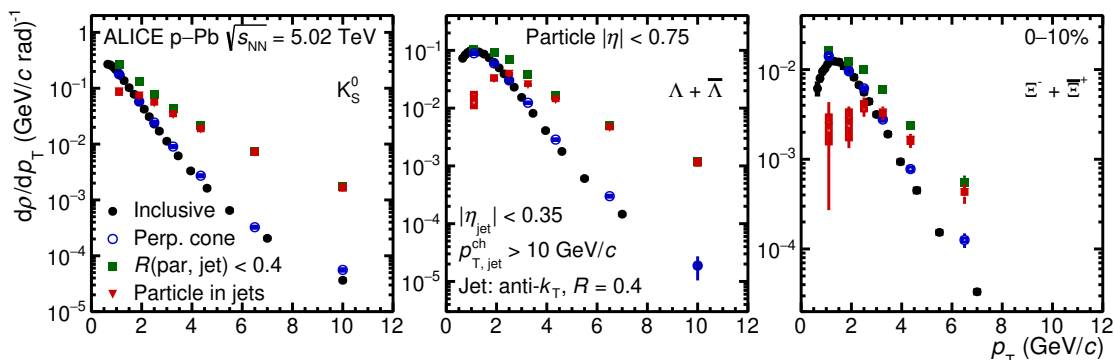


Figure 11. p_T -differential density, $d\rho/dp_T$, of K_S^0 (left panel), Λ (middle panel) and Ξ (right panel) for the 0–10% event multiplicity class in p–Pb collisions at $\sqrt{s_{NN}} = 5.02$ TeV. The spectra of JE particles (red inverted-triangle), associated with hard scatterings, are compared with that of JC (green squares) and UE (blue open circles) selections. The results from inclusive measurements (black closed circles) are presented as well. The statistical uncertainties are represented by the vertical error bars and the systematic uncertainties by the boxes.

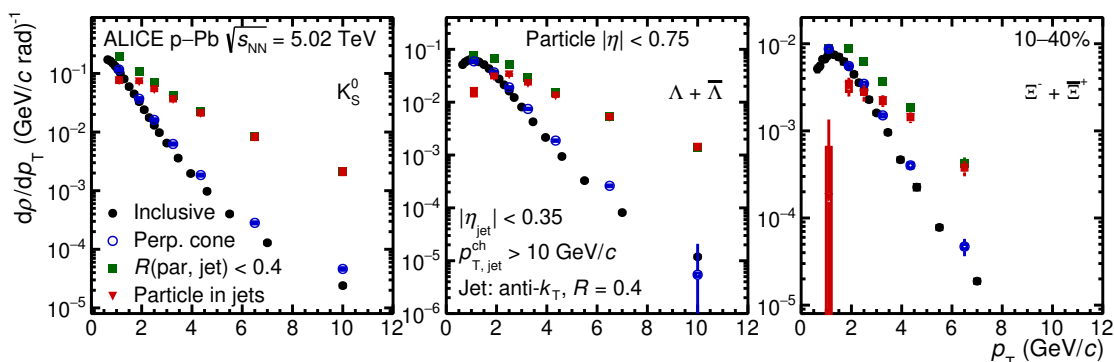


Figure 12. p_T -differential density, $d\rho/dp_T$, of K_S^0 (left panel), Λ (middle panel) and Ξ (right panel) for the 10–40% event multiplicity class in p–Pb collisions at $\sqrt{s_{NN}} = 5.02$ TeV. The spectra of JE particles (red inverted-triangle), associated with hard scatterings, are compared with that of JC (green squares) and UE (blue open circles) selections. The results from inclusive measurements (black closed circles) are presented as well. The statistical uncertainties are represented by the vertical error bars and the systematic uncertainties by the boxes.

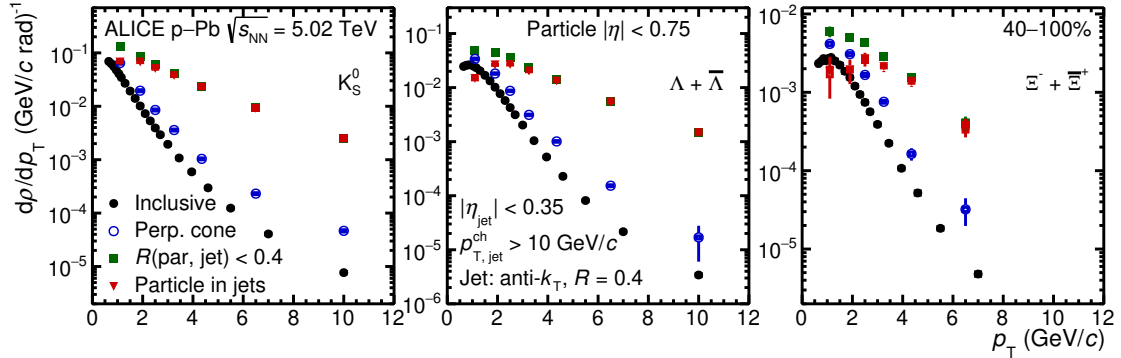


Figure 13. p_T -differential density, $d\rho/dp_T$, of K_S^0 (left panel), Λ (middle panel) and Ξ (right panel) for the 40–100% event multiplicity class in p–Pb collisions at $\sqrt{s_{NN}} = 5.02$ TeV. The spectra of JE particles (red inverted-triangle), associated with hard scatterings, are compared with that of JC (green squares) and UE (blue open circles) selections. The results from inclusive measurements (black closed circles) are presented as well. The statistical uncertainties are represented by the vertical error bars and the systematic uncertainties by the boxes.

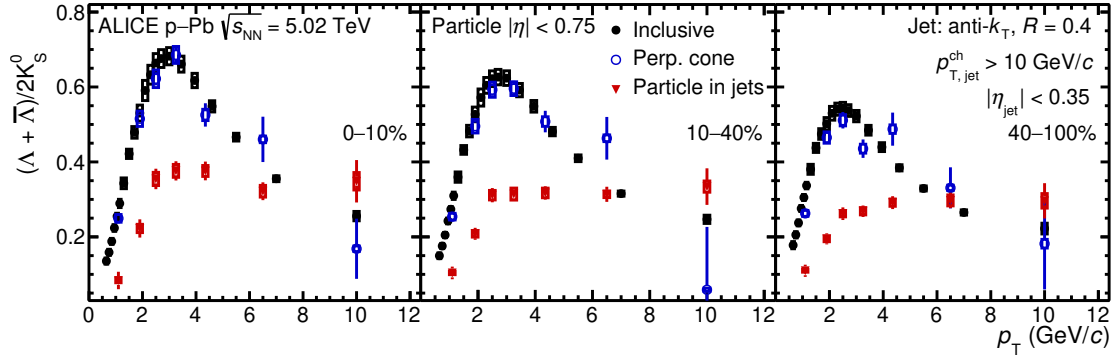


Figure 14. p_T -dependent Λ/K_S^0 ratio for 0–10% (left panel), 10–40% (middle panel) and 40–100% (right panel) event multiplicity classes. For each case, the results of JE particles (red inverted-triangle) are compared with that of inclusive (black closed circles) and UE (blue open circles) particles. The statistical uncertainties are represented by the vertical error bars and the systematic uncertainties by the boxes.

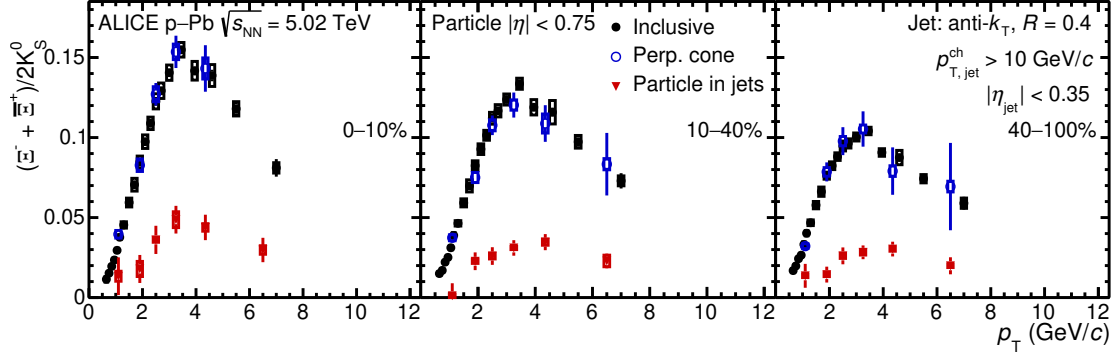


Figure 15. p_T -dependent Ξ/K_S^0 ratio for 0–10% (left panel), 10–40% (middle panel) and 40–100% (right panel) event multiplicity classes. For each case, the results of JE particles (red inverted-triangle) are compared with that of inclusive (black closed circles) and UE (blue open circles) particles. The statistical uncertainties are represented by the vertical error bars and the systematic uncertainties by the boxes.

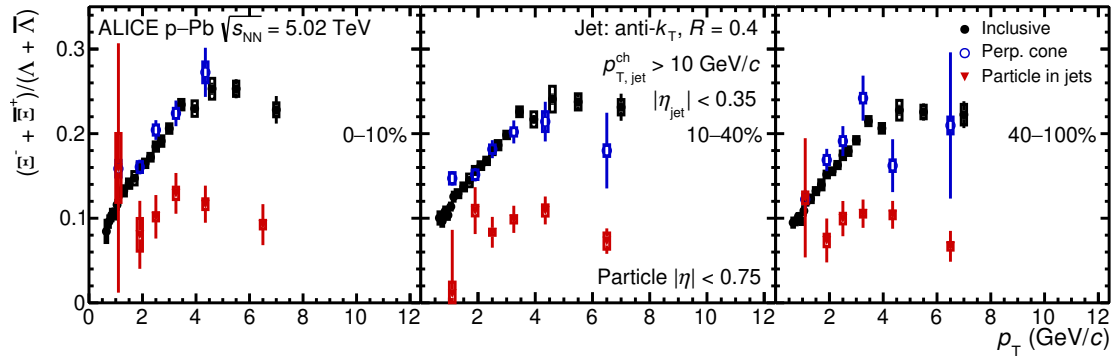


Figure 16. p_T -dependent Ξ/Λ ratio for 0–10% (left panel), 10–40% (middle panel) and 40–100% (right panel) event multiplicity classes. For each case, the results of JE particles (red inverted-triangle) are compared with that of inclusive (black closed circles) and UE (blue open circles) particles. The statistical uncertainties are represented by the vertical error bars and the systematic uncertainties by the boxes.

Open Access. This article is distributed under the terms of the Creative Commons Attribution License ([CC-BY 4.0](https://creativecommons.org/licenses/by/4.0/)), which permits any use, distribution and reproduction in any medium, provided the original author(s) and source are credited.

References

- [1] E.V. Shuryak, *Theory and phenomenology of the QCD vacuum*, *Phys. Rept.* **115** (1984) 151 [[INSPIRE](#)].
- [2] J. Cleymans, R.V. Gavai and E. Suhonen, *Quarks and gluons at high temperatures and densities*, *Phys. Rept.* **130** (1986) 217 [[INSPIRE](#)].
- [3] S.A. Bass, M. Gyulassy, H. Stoecker and W. Greiner, *Signatures of quark gluon plasma formation in high-energy heavy ion collisions: a critical review*, *J. Phys. G* **25** (1999) R1 [[hep-ph/9810281](#)] [[INSPIRE](#)].
- [4] H. Satz, *Color deconfinement in nuclear collisions*, *Rept. Prog. Phys.* **63** (2000) 1511 [[hep-ph/0007069](#)] [[INSPIRE](#)].
- [5] B.V. Jacak and B. Muller, *The exploration of hot nuclear matter*, *Science* **337** (2012) 310 [[INSPIRE](#)].
- [6] B. Muller, J. Schukraft and B. Wyslouch, *First results from Pb+Pb collisions at the LHC*, *Ann. Rev. Nucl. Part. Sci.* **62** (2012) 361 [[arXiv:1202.3233](#)] [[INSPIRE](#)].
- [7] S. Borsanyi et al., *The QCD equation of state with dynamical quarks*, *JHEP* **11** (2010) 077 [[arXiv:1007.2580](#)] [[INSPIRE](#)].
- [8] T. Bhattacharya et al., *QCD phase transition with chiral quarks and physical quark masses*, *Phys. Rev. Lett.* **113** (2014) 082001 [[arXiv:1402.5175](#)] [[INSPIRE](#)].
- [9] P. Braun-Munzinger, V. Koch, T. Schäfer and J. Stachel, *Properties of hot and dense matter from relativistic heavy ion collisions*, *Phys. Rept.* **621** (2016) 76 [[arXiv:1510.00442](#)] [[INSPIRE](#)].
- [10] ATLAS collaboration, *Observation of long-range elliptic azimuthal anisotropies in $\sqrt{s} = 13$ and 2.76 TeV pp Collisions with the ATLAS detector*, *Phys. Rev. Lett.* **116** (2016) 172301 [[arXiv:1509.04776](#)] [[INSPIRE](#)].
- [11] ALICE collaboration, *Long-range angular correlations on the near and away side in p-Pb collisions at $\sqrt{s_{NN}} = 5.02$ TeV*, *Phys. Lett. B* **719** (2013) 29 [[arXiv:1212.2001](#)] [[INSPIRE](#)].
- [12] ALICE collaboration, *Long-range angular correlations of π , K and p in p-Pb collisions at $\sqrt{s_{NN}} = 5.02$ TeV*, *Phys. Lett. B* **726** (2013) 164 [[arXiv:1307.3237](#)] [[INSPIRE](#)].
- [13] CMS collaboration, *Evidence for collective multiparticle correlations in p-Pb collisions*, *Phys. Rev. Lett.* **115** (2015) 012301 [[arXiv:1502.05382](#)] [[INSPIRE](#)].
- [14] ALICE collaboration, *Investigations of anisotropic flow using multiparticle azimuthal correlations in pp, p-Pb, Xe-Xe, and Pb-Pb collisions at the LHC*, *Phys. Rev. Lett.* **123** (2019) 142301 [[arXiv:1903.01790](#)] [[INSPIRE](#)].
- [15] ALICE collaboration, *$K^*(892)^0$ and $\phi(1020)$ production in Pb-Pb collisions at $\sqrt{s_{NN}} = 2.76$ TeV*, *Phys. Rev. C* **91** (2015) 024609 [[arXiv:1404.0495](#)] [[INSPIRE](#)].
- [16] ALICE collaboration, *Multi-strange baryon production in p-Pb collisions at $\sqrt{s_{NN}} = 5.02$ TeV*, *Phys. Lett. B* **758** (2016) 389 [[arXiv:1512.07227](#)] [[INSPIRE](#)].

- [17] ALICE collaboration, *Multiplicity dependence of light-flavor hadron production in pp collisions at $\sqrt{s} = 7$ TeV*, *Phys. Rev. C* **99** (2019) 024906 [[arXiv:1807.11321](#)] [[INSPIRE](#)].
- [18] CMS collaboration, *Multiplicity and rapidity dependence of strange hadron production in pp, pPb, and PbPb collisions at the LHC*, *Phys. Lett. B* **768** (2017) 103 [[arXiv:1605.06699](#)] [[INSPIRE](#)].
- [19] ALICE collaboration, *K_S^0 and Λ production in Pb-Pb collisions at $\sqrt{s_{NN}} = 2.76$ TeV*, *Phys. Rev. Lett.* **111** (2013) 222301 [[arXiv:1307.5530](#)] [[INSPIRE](#)].
- [20] ALICE collaboration, *Enhanced production of multi-strange hadrons in high-multiplicity proton-proton collisions*, *Nature Phys.* **13** (2017) 535 [[arXiv:1606.07424](#)] [[INSPIRE](#)].
- [21] ALICE collaboration, *Multiplicity dependence of pion, kaon, proton and Lambda production in p-Pb collisions at $\sqrt{s_{NN}} = 5.02$ TeV*, *Phys. Lett. B* **728** (2014) 25 [[arXiv:1307.6796](#)] [[INSPIRE](#)].
- [22] ALICE collaboration, *Measurements of inclusive jet spectra in pp and central Pb-Pb collisions at $\sqrt{s_{NN}} = 5.02$ TeV*, *Phys. Rev. C* **101** (2020) 034911 [[arXiv:1909.09718](#)] [[INSPIRE](#)].
- [23] ALICE collaboration, *Measurement of charged jet cross section in pp collisions at $\sqrt{s} = 5.02$ TeV*, *Phys. Rev. D* **100** (2019) 092004 [[arXiv:1905.02536](#)] [[INSPIRE](#)].
- [24] ALICE collaboration, *Charged jet cross sections and properties in proton-proton collisions at $\sqrt{s} = 7$ TeV*, *Phys. Rev. D* **91** (2015) 112012 [[arXiv:1411.4969](#)] [[INSPIRE](#)].
- [25] ALICE collaboration, *Measurement of the inclusive differential jet cross section in pp collisions at $\sqrt{s} = 2.76$ TeV*, *Phys. Lett. B* **722** (2013) 262 [[arXiv:1301.3475](#)] [[INSPIRE](#)].
- [26] ALICE collaboration, *Charged jet cross section and fragmentation in proton-proton collisions at $\sqrt{s} = 7$ TeV*, *Phys. Rev. D* **99** (2019) 012016 [[arXiv:1809.03232](#)] [[INSPIRE](#)].
- [27] ALICE collaboration, *Constraints on jet quenching in p-Pb collisions at $\sqrt{s_{NN}} = 5.02$ TeV measured by the event-activity dependence of semi-inclusive hadron-jet distributions*, *Phys. Lett. B* **783** (2018) 95 [[arXiv:1712.05603](#)] [[INSPIRE](#)].
- [28] ALICE collaboration, *Measurement of dijet k_T in p-Pb collisions at $\sqrt{s_{NN}} = 5.02$ TeV*, *Phys. Lett. B* **746** (2015) 385 [[arXiv:1503.03050](#)] [[INSPIRE](#)].
- [29] ALICE collaboration, *Centrality dependence of charged jet production in p-Pb collisions at $\sqrt{s_{NN}} = 5.02$ TeV*, [arXiv:1603.03402](#) [[DOI:10.1140/epjc/s10052-016-4107-8](#)] [[INSPIRE](#)].
- [30] R.J. Fries, B. Muller, C. Nonaka and S.A. Bass, *Hadronization in heavy ion collisions: recombination and fragmentation of partons*, *Phys. Rev. Lett.* **90** (2003) 202303 [[nucl-th/0301087](#)] [[INSPIRE](#)].
- [31] P. Bozek, *Hydrodynamic flow from RHIC to LHC*, *Acta Phys. Polon. B* **43** (2012) 689 [[arXiv:1111.4398](#)] [[INSPIRE](#)].
- [32] ALICE collaboration, *Production of Λ and K_S^0 in jets in p-Pb collisions at $\sqrt{s_{NN}} = 5.02$ TeV and pp collisions at $\sqrt{s} = 7$ TeV*, *Phys. Lett. B* **827** (2022) 136984 [[arXiv:2105.04890](#)] [[INSPIRE](#)].
- [33] ALICE collaboration, *K_S^0 - and (anti-) Λ -hadron correlations in pp collisions at $\sqrt{s} = 13$ TeV*, *Eur. Phys. J. C* **81** (2021) 945 [[arXiv:2107.11209](#)] [[INSPIRE](#)].
- [34] ALICE collaboration, *Production of light-flavor hadrons in pp collisions at $\sqrt{s} = 7$ and $\sqrt{s} = 13$ TeV*, *Eur. Phys. J. C* **81** (2021) 256 [[arXiv:2005.11120](#)] [[INSPIRE](#)].

- [35] S.D. Ellis, M. Jacob and P.V. Landshoff, *Jets and correlations in large $p(T)$ reactions*, *Nucl. Phys. B* **108** (1976) 93 [INSPIRE].
- [36] T. Sjöstrand et al., *An introduction to PYTHIA 8.2*, *Comput. Phys. Commun.* **191** (2015) 159 [arXiv:1410.3012] [INSPIRE].
- [37] ALICE collaboration, *The ALICE experiment at the CERN LHC*, 2008 *JINST* **3** S08002 [INSPIRE].
- [38] ALICE collaboration, *Performance of the ALICE Experiment at the CERN LHC*, *Int. J. Mod. Phys. A* **29** (2014) 1430044 [arXiv:1402.4476] [INSPIRE].
- [39] ALICE collaboration, *Performance of the ALICE VZERO system*, 2013 *JINST* **8** P10016 [arXiv:1306.3130] [INSPIRE].
- [40] ALICE collaboration, *Alignment of the ALICE Inner Tracking System with cosmic-ray tracks*, 2010 *JINST* **5** P03003 [arXiv:1001.0502] [INSPIRE].
- [41] J. Alme et al., *The ALICE TPC, a large 3-dimensional tracking device with fast readout for ultra-high multiplicity events*, *Nucl. Instrum. Meth. A* **622** (2010) 316 [arXiv:1001.1950] [INSPIRE].
- [42] ALICE TOF collaboration, *Particle identification with the ALICE TOF detector at very high particle multiplicity*, *Eur. Phys. J. C* **32S1** (2004) 165 [INSPIRE].
- [43] A. Akindinov et al., *The ALICE time-of-flight system: construction, assembly and quality tests*, *Nuovo Cim. B* **124** (2009) 235 [INSPIRE].
- [44] A. Akindinov et al., *Results of the ALICE time-of-flight detector from the 2009 cosmic-ray data taking*, *Eur. Phys. J. C* **68** (2010) 601 [INSPIRE].
- [45] ALICE collaboration, *ALICE 2016-2017-2018 luminosity determination for pp collisions at $\sqrt{s} = 13$ TeV*, ALICE-PUBLIC-2021-005 (2021) [INSPIRE].
- [46] ALICE collaboration, *Azimuthal correlations of prompt D mesons with charged particles in pp and p-Pb collisions at $\sqrt{s_{NN}} = 5.02$ TeV*, *Eur. Phys. J. C* **80** (2020) 979 [arXiv:1910.14403] [INSPIRE].
- [47] ALICE collaboration, *Pseudorapidity and transverse-momentum distributions of charged particles in proton-proton collisions at $\sqrt{s} = 13$ TeV*, *Phys. Lett. B* **753** (2016) 319 [arXiv:1509.08734] [INSPIRE].
- [48] M. Cacciari, G.P. Salam and G. Soyez, *FastJet user manual*, *Eur. Phys. J. C* **72** (2012) 1896 [arXiv:1111.6097] [INSPIRE].
- [49] M. Cacciari, G.P. Salam and G. Soyez, *The anti- k_t jet clustering algorithm*, *JHEP* **04** (2008) 063 [arXiv:0802.1189] [INSPIRE].
- [50] S. Catani, Y.L. Dokshitzer, M.H. Seymour and B.R. Webber, *Longitudinally invariant K_t clustering algorithms for hadron hadron collisions*, *Nucl. Phys. B* **406** (1993) 187 [INSPIRE].
- [51] S.D. Ellis and D.E. Soper, *Successive combination jet algorithm for hadron collisions*, *Phys. Rev. D* **48** (1993) 3160 [hep-ph/9305266] [INSPIRE].
- [52] M. Cacciari and G.P. Salam, *Pileup subtraction using jet areas*, *Phys. Lett. B* **659** (2008) 119 [arXiv:0707.1378] [INSPIRE].
- [53] M. Cacciari, G.P. Salam and G. Soyez, *The catchment area of jets*, *JHEP* **04** (2008) 005 [arXiv:0802.1188] [INSPIRE].

- [54] CMS collaboration, *Measurement of the underlying event activity in pp collisions at $\sqrt{s} = 0.9$ and 7 TeV with the novel jet-area/median approach*, *JHEP* **08** (2012) 130 [[arXiv:1207.2392](#)] [[INSPIRE](#)].
- [55] PARTICLE DATA GROUP collaboration, *Review of particle physics*, *PTEP* **2022** (2022) 083C01 [[INSPIRE](#)].
- [56] ALICE collaboration, *Strange particle production in proton-proton collisions at $\sqrt{s} = 0.9$ TeV with ALICE at the LHC*, *Eur. Phys. J. C* **71** (2011) 1594 [[arXiv:1012.3257](#)] [[INSPIRE](#)].
- [57] ALICE collaboration, *Multi-strange baryon production in pp collisions at $\sqrt{s} = 7$ TeV with ALICE*, *Phys. Lett. B* **712** (2012) 309 [[arXiv:1204.0282](#)] [[INSPIRE](#)].
- [58] ALICE collaboration, *Multiplicity dependence of (multi-)strange hadron production in proton-proton collisions at $\sqrt{s} = 13$ TeV*, *Eur. Phys. J. C* **80** (2020) 167 [[arXiv:1908.01861](#)] [[INSPIRE](#)].
- [59] S. Roesler, R. Engel and J. Ranft, *The Monte Carlo event generator DPMJET-III*, in the proceedings of the *International conference on advanced monte carlo for radiation physics, particle transport simulation and applications (MC 2000)*, (2000), p. 1033–1038 [[DOI:10.1007/978-3-642-18211-2_166](#)] [[hep-ph/0012252](#)] [[INSPIRE](#)].
- [60] R. Brun et al., *GEANT Detector Description and Simulation Tool*, CERN-W5013 (1994) [[DOI:10.17181/CERN.MUHF.DMJ1](#)] [[INSPIRE](#)].
- [61] ALICE collaboration, *Underlying Event properties in pp collisions at $\sqrt{s} = 13$ TeV*, *JHEP* **04** (2020) 192 [[arXiv:1910.14400](#)] [[INSPIRE](#)].
- [62] J.R. Christiansen and P.Z. Skands, *String formation beyond leading colour*, *JHEP* **08** (2015) 003 [[arXiv:1505.01681](#)] [[INSPIRE](#)].
- [63] C. Bierlich and J.R. Christiansen, *Effects of color reconnection on hadron flavor observables*, *Phys. Rev. D* **92** (2015) 094010 [[arXiv:1507.02091](#)] [[INSPIRE](#)].
- [64] C. Bierlich, G. Gustafson, L. Lönnblad and A. Tarasov, *Effects of overlapping strings in pp collisions*, *JHEP* **03** (2015) 148 [[arXiv:1412.6259](#)] [[INSPIRE](#)].
- [65] ALICE collaboration, *Production of charged pions, kaons, and (anti-)protons in Pb-Pb and inelastic pp collisions at $\sqrt{s_{NN}} = 5.02$ TeV*, *Phys. Rev. C* **101** (2020) 044907 [[arXiv:1910.07678](#)] [[INSPIRE](#)].
- [66] ALICE collaboration, *Multiplicity dependence of charged pion, kaon, and (anti)proton production at large transverse momentum in p-Pb collisions at $\sqrt{s_{NN}} = 5.02$ TeV*, *Phys. Lett. B* **760** (2016) 720 [[arXiv:1601.03658](#)] [[INSPIRE](#)].
- [67] ALICE collaboration, *Pion, Kaon, and Proton Production in Central Pb–Pb Collisions at $\sqrt{s_{NN}} = 2.76$ TeV*, *Phys. Rev. Lett.* **109** (2012) 252301 [[arXiv:1208.1974](#)] [[INSPIRE](#)].
- [68] ALICE collaboration, *Centrality dependence of π , K, p production in Pb-Pb collisions at $\sqrt{s_{NN}} = 2.76$ TeV*, *Phys. Rev. C* **88** (2013) 044910 [[arXiv:1303.0737](#)] [[INSPIRE](#)].
- [69] ALICE collaboration, *Multi-strange baryon production at mid-rapidity in Pb-Pb collisions at $\sqrt{s_{NN}} = 2.76$ TeV*, *Phys. Lett. B* **728** (2014) 216 [[arXiv:1307.5543](#)] [[INSPIRE](#)].
- [70] C. Bierlich et al., *A comprehensive guide to the physics and usage of PYTHIA 8.3*, [arXiv:2203.11601](#) [[DOI:10.21468/SciPostPhysCodeb.8](#)] [[INSPIRE](#)].

The ALICE collaboration

S. Acharya¹²⁵, D. Adamová⁸⁶, A. Adler⁶⁹, G. Aglieri Rinella³², M. Agnello²⁹,
 N. Agrawal⁵⁰, Z. Ahammed¹³², S. Ahmad¹⁵, S.U. Ahn⁷⁰, I. Ahuja³⁷,
 A. Akindinov¹⁴⁰, M. Al-Turany⁹⁷, D. Aleksandrov¹⁴⁰, B. Alessandro⁵⁵, H.M. Alfanda⁶,
 R. Alfaro Molina⁶⁶, B. Ali¹⁵, A. Alici²⁵, N. Alizadehvandchali¹¹⁴, A. Alkin³²,
 J. Alme²⁰, G. Alocco⁵¹, T. Alt⁶³, I. Altsybeev¹⁴⁰, M.N. Anaam⁶, C. Andrei⁴⁵,
 A. Andronic¹³⁵, V. Anguelov⁹⁴, F. Antinori⁵³, P. Antonioli⁵⁰, N. Apadula⁷⁴,
 L. Aphecetche¹⁰³, H. Appelshäuser⁶³, C. Arata⁷³, S. Arcelli²⁵, M. Aresti⁵¹,
 R. Arnaldi⁵⁵, I.C. Arsene¹⁹, M. Arslandok¹³⁷, A. Augustinus³², R. Averbeck⁹⁷,
 M.D. Azmi¹⁵, A. Badalà⁵², J. Bae¹⁰⁴, Y.W. Baek⁴⁰, X. Bai¹¹⁸, R. Bailhache⁶³,
 Y. Bailung⁴⁷, A. Balbino²⁹, A. Baldisseri¹²⁸, B. Balis², D. Banerjee⁴, Z. Banoo⁹¹,
 R. Barbera²⁶, F. Barile³¹, L. Barioglio⁹⁵, M. Barlou⁷⁸, G.G. Barnaföldi¹³⁶,
 L.S. Barnby⁸⁵, V. Barret¹²⁵, L. Barreto¹¹⁰, C. Bartels¹¹⁷, K. Barth³², E. Bartsch⁶³,
 N. Bastid¹²⁵, S. Basu⁷⁵, G. Batigne¹⁰³, D. Battistini⁹⁵, B. Batyunya¹⁴¹, D. Bauri⁴⁶,
 J.L. Bazo Alba¹⁰¹, I.G. Bearden⁸³, C. Beattie¹³⁷, P. Becht⁹⁷, D. Behera⁴⁷,
 I. Belikov¹²⁷, A.D.C. Bell Hechavarria¹³⁵, F. Bellini²⁵, R. Bellwied¹¹⁴, S. Belokurova¹⁴⁰,
 V. Belyaev¹⁴⁰, G. Bencedi¹³⁶, S. Beole²⁴, A. Bercuci⁴⁵, Y. Berdnikov¹⁴⁰,
 A. Berdnikova⁹⁴, L. Bergmann⁹⁴, M.G. Besoiu⁶², L. Betev³², P.P. Bhaduri¹³²,
 A. Bhasin⁹¹, M.A. Bhat⁴, B. Bhattacharjee⁴¹, L. Bianchi²⁴, N. Bianchi⁴⁸,
 J. Bielčík³⁵, J. Bielčíková⁸⁶, J. Biernat¹⁰⁷, A.P. Bigot¹²⁷, A. Bilandzic⁹⁵, G. Biro¹³⁶,
 S. Biswas⁴, N. Bize¹⁰³, J.T. Blair¹⁰⁸, D. Blau¹⁴⁰, M.B. Blidaru⁹⁷, N. Bluhme³⁸,
 C. Blume⁶³, G. Boca^{21,54}, F. Bock⁸⁷, T. Bodova²⁰, A. Bogdanov¹⁴⁰, S. Boi²²,
 J. Bok⁵⁷, L. Boldizsár¹³⁶, A. Bolozdynya¹⁴⁰, M. Bombara³⁷, P.M. Bond³²,
 G. Bonomi^{131,54}, H. Borel¹²⁸, A. Borissov¹⁴⁰, A.G. Borquez Carcamo⁹⁴, H. Bossi¹³⁷,
 E. Botta²⁴, Y.E.M. Bouziani⁶³, L. Bratrud⁶³, P. Braun-Munzinger⁹⁷, M. Bregant¹¹⁰,
 M. Broz³⁵, G.E. Bruno^{96,31}, M.D. Buckland²³, D. Budnikov¹⁴⁰, H. Buesching⁶³,
 S. Bufalino²⁹, O. Bugnon¹⁰³, P. Buhler¹⁰², Z. Buthelezi^{67,121}, S.A. Bysiak¹⁰⁷, M. Cai⁶,
 H. Caines¹³⁷, A. Caliva⁹⁷, E. Calvo Villar¹⁰¹, J.M.M. Camacho¹⁰⁹, P. Camerini²³,
 F.D.M. Canedo¹¹⁰, M. Carabas¹²⁴, A.A. Carballo³², F. Carnesecchi³², R. Caron¹²⁶,
 L.A.D. Carvalho¹¹⁰, J. Castillo Castellanos¹²⁸, F. Catalano^{24,29}, C. Ceballos Sanchez¹⁴¹,
 I. Chakaberia⁷⁴, P. Chakraborty⁴⁶, S. Chandra¹³², S. Chapeland³², M. Chartier¹¹⁷,
 S. Chattopadhyay¹³², S. Chattopadhyay⁹⁹, T.G. Chavez⁴⁴, T. Cheng^{97,6},
 C. Cheshkov¹²⁶, B. Cheynis¹²⁶, V. Chibante Barroso³², D.D. Chinellato¹¹¹,
 E.S. Chizzali^{11,95}, J. Cho⁵⁷, S. Cho⁵⁷, P. Chochula³², P. Christakoglou⁸⁴,
 C.H. Christensen⁸³, P. Christiansen⁷⁵, T. Chujo¹²³, M. Ciacco²⁹, C. Cicalo⁵¹,
 F. Cindolo⁵⁰, M.R. Ciupek⁹⁷, G. Clai^{111,50}, F. Colamaria⁴⁹, J.S. Colburn¹⁰⁰, D. Colella^{96,31},
 M. Colocci³², M. Concas^{14,55}, G. Conesa Balbastre⁷³, Z. Conesa del Valle⁷²,
 G. Contin²³, J.G. Contreras³⁵, M.L. Coquet¹²⁸, T.M. Cormier^{1,87}, P. Cortese^{130,55},
 M.R. Cosentino¹¹², F. Costa³², S. Costanza^{21,54}, C. Cot⁷², J. Crkovská⁹⁴,
 P. Crochet¹²⁵, R. Cruz-Torres⁷⁴, E. Cuautle⁶⁴, P. Cui⁶, A. Dainese⁵³, M.C. Danisch⁹⁴,
 A. Danu⁶², P. Das⁸⁰, P. Das⁴, S. Das⁴, A.R. Dash¹³⁵, S. Dash⁴⁶, A. De Caro²⁸,
 G. de Cataldo⁴⁹, J. de Cuveland³⁸, A. De Falco²², D. De Gruttola²⁸, N. De Marco⁵⁵,

C. De Martin ²³, S. De Pasquale ²⁸, S. Deb ⁴⁷, R.J. Debski ², K.R. Deja ¹³³, R. Del Grande ⁹⁵, L. Dello Stritto ²⁸, W. Deng ⁶, P. Dhankher ¹⁸, D. Di Bari ³¹, A. Di Mauro ³², R.A. Diaz ^{141,7}, T. Dietel ¹¹³, Y. Ding ^{126,6}, R. Divià ³², D.U. Dixit ¹⁸, Ø. Djuvsland²⁰, U. Dmitrieva ¹⁴⁰, A. Dobrin ⁶², B. Dönigus ⁶³, J.M. Dubinski¹³³, A. Dubla ⁹⁷, S. Dudi ⁹⁰, P. Dupieux ¹²⁵, M. Durkac¹⁰⁶, N. Dzalaiova¹², T.M. Eder ¹³⁵, R.J. Ehlers ⁸⁷, V.N. Eikeland²⁰, F. Eisenhut ⁶³, D. Elia ⁴⁹, B. Erasmus ¹⁰³, F. Ercolessi ²⁵, F. Erhardt ⁸⁹, M.R. Ersdal²⁰, B. Espagnon ⁷², G. Eulisse ³², D. Evans ¹⁰⁰, S. Evdokimov ¹⁴⁰, L. Fabbietti ⁹⁵, M. Faggin ²⁷, J. Faivre ⁷³, F. Fan ⁶, W. Fan ⁷⁴, A. Fantoni ⁴⁸, M. Fasel ⁸⁷, P. Fedchio²⁹, A. Feliciello ⁵⁵, G. Feofilov ¹⁴⁰, A. Fernández Téllez ⁴⁴, L. Ferrandi ¹¹⁰, M.B. Ferrer ³², A. Ferrero ¹²⁸, C. Ferrero ⁵⁵, A. Ferretti ²⁴, V.J.G. Feuillard ⁹⁴, V. Filova³⁵, D. Finogeev ¹⁴⁰, F.M. Fionda ⁵¹, F. Flor ¹¹⁴, A.N. Flores ¹⁰⁸, S. Foertsch ⁶⁷, I. Fokin ⁹⁴, S. Fokin ¹⁴⁰, E. Fragiaco ⁵⁶, E. Frajna ¹³⁶, U. Fuchs ³², N. Funicello ²⁸, C. Furget ⁷³, A. Furs ¹⁴⁰, T. Fusayasu ⁹⁸, J.J. Gaardhøje ⁸³, M. Gagliardi ²⁴, A.M. Gago ¹⁰¹, C.D. Galvan ¹⁰⁹, D.R. Gangadharan ¹¹⁴, P. Ganoti ⁷⁸, C. Garabatos ⁹⁷, J.R.A. Garcia ⁴⁴, E. Garcia-Solis ⁹, K. Garg ¹⁰³, C. Gargiulo ³², K. Garner¹³⁵, P. Gasik ⁹⁷, A. Gautam ¹¹⁶, M.B. Gay Ducati ⁶⁵, M. Germain ¹⁰³, C. Ghosh¹³², M. Giacalone ²⁵, P. Giubellino ^{97,55}, P. Giubilato ²⁷, A.M.C. Glaenger ¹²⁸, P. Glässel ⁹⁴, E. Glimos¹²⁰, D.J.Q. Goh⁷⁶, V. Gonzalez ¹³⁴, L.H. González-Trueba ⁶⁶, M. Gorgon ², S. Gotovac³³, V. Grabski ⁶⁶, L.K. Graczykowski ¹³³, E. Grecka ⁸⁶, A. Grelli ⁵⁸, C. Grigoras ³², V. Grigoriev ¹⁴⁰, S. Grigoryan ^{141,1}, F. Grosa ³², J.F. Grosse-Oetringhaus ³², R. Grosso ⁹⁷, D. Grund ³⁵, G.G. Guardiano ¹¹¹, R. Guernane ⁷³, M. Guilbaud ¹⁰³, K. Gulbrandsen ⁸³, T. Gundem ⁶³, T. Gunji ¹²², W. Guo ⁶, A. Gupta ⁹¹, R. Gupta ⁹¹, S.P. Guzman ⁴⁴, L. Gyulai ¹³⁶, M.K. Habib⁹⁷, C. Hadjidakis ⁷², F.U. Haider ⁹¹, H. Hamagaki ⁷⁶, A. Hamdi ⁷⁴, M. Hamid⁶, Y. Han ¹³⁸, R. Hannigan ¹⁰⁸, M.R. Haque ¹³³, J.W. Harris ¹³⁷, A. Harton ⁹, H. Hassan ⁸⁷, D. Hatzifotiadou ⁵⁰, P. Hauer ⁴², L.B. Havener ¹³⁷, S.T. Heckel ⁹⁵, E. Hellbär ⁹⁷, H. Helstrup ³⁴, M. Hemmer ⁶³, T. Herman ³⁵, G. Herrera Corral ⁸, F. Herrmann¹³⁵, S. Herrmann ¹²⁶, K.F. Hetland ³⁴, B. Heybeck ⁶³, H. Hillemanns ³², C. Hills ¹¹⁷, B. Hippolyte ¹²⁷, B. Hofman ⁵⁸, B. Hohlweger ⁸⁴, G.H. Hong ¹³⁸, M. Horst ⁹⁵, A. Horzyk ², R. Hosokawa¹⁴, Y. Hou ⁶, P. Hristov ³², C. Hughes ¹²⁰, P. Huhn⁶³, L.M. Huhta ¹¹⁵, C.V. Hulse ⁷², T.J. Humanic ⁸⁸, A. Hutson ¹¹⁴, D. Hutter ³⁸, J.P. Iddon ¹¹⁷, R. Ilkaev¹⁴⁰, H. Ilyas ¹³, M. Inaba ¹²³, G.M. Innocenti ³², M. Ippolitov ¹⁴⁰, A. Isakov ⁸⁶, T. Isidori ¹¹⁶, M.S. Islam ⁹⁹, M. Ivanov¹², M. Ivanov ⁹⁷, V. Ivanov ¹⁴⁰, M. Jablonski ², B. Jacak ⁷⁴, N. Jacazio ³², P.M. Jacobs ⁷⁴, S. Jadlovská¹⁰⁶, J. Jadlovsky¹⁰⁶, S. Jaelani ⁸², L. Jaffe³⁸, C. Jahnke¹¹¹, M.J. Jakubowska ¹³³, M.A. Janik ¹³³, T. Janson⁶⁹, M. Jercic⁸⁹, S. Jia ¹⁰, A.A.P. Jimenez ⁶⁴, F. Jonas ⁸⁷, J.M. Jowett ^{32,97}, J. Jung ⁶³, M. Jung ⁶³, A. Junique ³², A. Jusko ¹⁰⁰, M.J. Kabus ^{32,133}, J. Kaewjai¹⁰⁵, P. Kalinak ⁵⁹, A.S. Kalteyer ⁹⁷, A. Kalweit ³², V. Kaplin ¹⁴⁰, A. Karasu Uysal ⁷¹, D. Karatovic ⁸⁹, O. Karavichev ¹⁴⁰, T. Karavicheva ¹⁴⁰, P. Karczmarczyk ¹³³, E. Karpechev ¹⁴⁰, U. Kerschull ⁶⁹, R. Keidel ¹³⁹, D.L.D. Keijdener⁵⁸, M. Keil ³², B. Ketzer ⁴², A.M. Khan ⁶, S. Khan ¹⁵, A. Khanzadeev ¹⁴⁰, Y. Kharlov ¹⁴⁰, A. Khatun ^{116,15}, A. Khuntia ¹⁰⁷, M.B. Kidson¹¹³, B. Kileng ³⁴, B. Kim ¹⁶, C. Kim ¹⁶, D.J. Kim ¹¹⁵, E.J. Kim ⁶⁸, J. Kim ¹³⁸, J.S. Kim ⁴⁰, J. Kim ⁹⁴, J. Kim ⁶⁸, M. Kim ^{18,94}, S. Kim ¹⁷, T. Kim ¹³⁸, K. Kimura ⁹², S. Kirsch ⁶³, I. Kisel ³⁸, S. Kiselev ¹⁴⁰, A. Kisiel ¹³³, J.P. Kitowski ²,

J.L. Klay [ID](#)⁵, J. Klein [ID](#)³², S. Klein [ID](#)⁷⁴, C. Klein-Bösing [ID](#)¹³⁵, M. Kleiner [ID](#)⁶³, T. Klemenž [ID](#)⁹⁵,
 A. Kluge [ID](#)³², A.G. Knospe [ID](#)¹¹⁴, C. Kobdaj [ID](#)¹⁰⁵, T. Kollegger [ID](#)⁹⁷, A. Kondratyev [ID](#)¹⁴¹,
 N. Kondratyeva [ID](#)¹⁴⁰, E. Kondratyuk [ID](#)¹⁴⁰, J. König [ID](#)⁶³, S.A. Königstorfer [ID](#)⁹⁵, P.J. Konopka [ID](#)³²,
 G. Kornakov [ID](#)¹³³, S.D. Koryciak [ID](#)², A. Kotliarov [ID](#)⁸⁶, V. Kovalenko [ID](#)¹⁴⁰, M. Kowalski [ID](#)¹⁰⁷,
 V. Kozhuharov [ID](#)³⁶, I. Králik [ID](#)⁵⁹, A. Kravčáková [ID](#)³⁷, L. Kreis [ID](#)⁹⁷, M. Krivda [ID](#)^{100,59},
 F. Krizek [ID](#)⁸⁶, K. Krizkova Gajdosova [ID](#)³⁵, M. Kroesen [ID](#)⁹⁴, M. Krüger [ID](#)⁶³, D.M. Krupova [ID](#)³⁵,
 E. Kryshen [ID](#)¹⁴⁰, V. Kučera [ID](#)³², C. Kuhn [ID](#)¹²⁷, P.G. Kuijter [ID](#)⁸⁴, T. Kumaoka [ID](#)¹²³, D. Kumar [ID](#)¹³²,
 L. Kumar [ID](#)⁹⁰, N. Kumar [ID](#)⁹⁰, S. Kumar [ID](#)³¹, S. Kundu [ID](#)³², P. Kurashvili [ID](#)⁷⁹, A. Kurepin [ID](#)¹⁴⁰,
 A.B. Kurepin [ID](#)¹⁴⁰, A. Kuryakin [ID](#)¹⁴⁰, S. Kushpil [ID](#)⁸⁶, J. Kvapil [ID](#)¹⁰⁰, M.J. Kweon [ID](#)⁵⁷,
 J.Y. Kwon [ID](#)⁵⁷, Y. Kwon [ID](#)¹³⁸, S.L. La Pointe [ID](#)³⁸, P. La Rocca [ID](#)²⁶, Y.S. Lai [ID](#)⁷⁴, A. Lakrathok [ID](#)¹⁰⁵,
 M. Lamanna [ID](#)³², R. Langoy [ID](#)¹¹⁹, P. Larionov [ID](#)³², E. Laudi [ID](#)³², L. Lautner [ID](#)^{32,95},
 R. Lavicka [ID](#)¹⁰², T. Lazareva [ID](#)¹⁴⁰, R. Lea [ID](#)^{131,54}, H. Lee [ID](#)¹⁰⁴, G. Legras [ID](#)¹³⁵, J. Lehrbach [ID](#)³⁸,
 R.C. Lemmon [ID](#)⁸⁵, I. León Monzón [ID](#)¹⁰⁹, M.M. Lesch [ID](#)⁹⁵, E.D. Lesser [ID](#)¹⁸, M. Lettrich [ID](#)⁹⁵,
 P. Lévai [ID](#)¹³⁶, X. Li [ID](#)¹⁰, X.L. Li [ID](#)⁶, J. Lien [ID](#)¹¹⁹, R. Lietava [ID](#)¹⁰⁰, B. Lim [ID](#)^{24,16}, S.H. Lim [ID](#)¹⁶,
 V. Lindenstruth [ID](#)³⁸, A. Lindner [ID](#)⁴⁵, C. Lippmann [ID](#)⁹⁷, A. Liu [ID](#)¹⁸, D.H. Liu [ID](#)⁶, J. Liu [ID](#)¹¹⁷,
 I.M. Lofnes [ID](#)²⁰, C. Loizides [ID](#)⁸⁷, S. Lokos [ID](#)¹⁰⁷, J. Lomker [ID](#)⁵⁸, P. Loncar [ID](#)³³, J.A. Lopez [ID](#)⁹⁴,
 X. Lopez [ID](#)¹²⁵, E. López Torres [ID](#)⁷, P. Lu [ID](#)^{97,118}, J.R. Luhder [ID](#)¹³⁵, M. Lunardon [ID](#)²⁷,
 G. Luparello [ID](#)⁵⁶, Y.G. Ma [ID](#)³⁹, A. Maevskaya [ID](#)¹⁴⁰, M. Mager [ID](#)³², T. Mahmoud [ID](#)⁴², A. Maire [ID](#)¹²⁷,
 M.V. Makariev [ID](#)³⁶, M. Malaev [ID](#)¹⁴⁰, G. Malfattore [ID](#)²⁵, N.M. Malik [ID](#)⁹¹, Q.W. Malik [ID](#)¹⁹,
 S.K. Malik [ID](#)⁹¹, L. Malinina [ID](#)^{VII,141}, D. Mal'Kevich [ID](#)¹⁴⁰, D. Mallick [ID](#)⁸⁰, N. Mallick [ID](#)⁴⁷,
 G. Mandaglio [ID](#)^{30,52}, V. Manko [ID](#)¹⁴⁰, F. Manso [ID](#)¹²⁵, V. Manzari [ID](#)⁴⁹, Y. Mao [ID](#)⁶,
 G.V. Margagliotti [ID](#)²³, A. Margotti [ID](#)⁵⁰, A. Marín [ID](#)⁹⁷, C. Markert [ID](#)¹⁰⁸, P. Martinengo [ID](#)³²,
 J.L. Martinez [ID](#)¹¹⁴, M.I. Martínez [ID](#)⁴⁴, G. Martínez García [ID](#)¹⁰³, S. Masciocchi [ID](#)⁹⁷, M. Masera [ID](#)²⁴,
 A. Masoni [ID](#)⁵¹, L. Massacrier [ID](#)⁷², A. Mastroserio [ID](#)^{129,49}, O. Matonoha [ID](#)⁷⁵, P.F.T. Matuoka [ID](#)¹¹⁰,
 A. Matyja [ID](#)¹⁰⁷, C. Mayer [ID](#)¹⁰⁷, A.L. Mazuecos [ID](#)³², F. Mazzaschi [ID](#)²⁴, M. Mazzilli [ID](#)³²,
 J.E. Mdhuli [ID](#)¹²¹, A.F. Mechler [ID](#)⁶³, Y. Melikyan [ID](#)^{43,140}, A. Menchaca-Rocha [ID](#)⁶⁶,
 E. Meninno [ID](#)^{102,28}, A.S. Menon [ID](#)¹¹⁴, M. Meres [ID](#)¹², S. Mhlanga [ID](#)^{113,67}, Y. Miake [ID](#)¹²³,
 L. Micheletti [ID](#)⁵⁵, L.C. Migliorin [ID](#)¹²⁶, D.L. Mihaylov [ID](#)⁹⁵, K. Mikhaylov [ID](#)^{141,140}, A.N. Mishra [ID](#)¹³⁶,
 D. Miśkowiec [ID](#)⁹⁷, A. Modak [ID](#)⁴, A.P. Mohanty [ID](#)⁵⁸, B. Mohanty [ID](#)⁸⁰, M. Mohisin Khan [ID](#)^{V,15},
 M.A. Molander [ID](#)⁴³, Z. Moravcova [ID](#)⁸³, C. Mordasini [ID](#)⁹⁵, D.A. Moreira De Godoy [ID](#)¹³⁵,
 I. Morozov [ID](#)¹⁴⁰, A. Morsch [ID](#)³², T. Mrnjavac [ID](#)³², V. Muccifora [ID](#)⁴⁸, S. Muhuri [ID](#)¹³²,
 J.D. Mulligan [ID](#)⁷⁴, A. Mulliri [ID](#)²², M.G. Munhoz [ID](#)¹¹⁰, R.H. Munzer [ID](#)⁶³, H. Murakami [ID](#)¹²²,
 S. Murray [ID](#)¹¹³, L. Musa [ID](#)³², J. Musinsky [ID](#)⁵⁹, J.W. Myrcha [ID](#)¹³³, B. Naik [ID](#)¹²¹,
 A.I. Nambrath [ID](#)¹⁸, B.K. Nandi [ID](#)⁴⁶, R. Nania [ID](#)⁵⁰, E. Nappi [ID](#)⁴⁹, A.F. Nassirpour [ID](#)⁷⁵, A. Nath [ID](#)⁹⁴,
 C. Natrass [ID](#)¹²⁰, M.N. Naydenov [ID](#)³⁶, A. Neagu [ID](#)¹⁹, A. Negru [ID](#)¹²⁴, L. Nellen [ID](#)⁶⁴, S.V. Nesbo [ID](#)³⁴,
 G. Neskovic [ID](#)³⁸, D. Nesterov [ID](#)¹⁴⁰, B.S. Nielsen [ID](#)⁸³, E.G. Nielsen [ID](#)⁸³, S. Nikolaev [ID](#)¹⁴⁰,
 S. Nikulin [ID](#)¹⁴⁰, V. Nikulin [ID](#)¹⁴⁰, F. Noferini [ID](#)⁵⁰, S. Noh [ID](#)¹¹, P. Nomokonov [ID](#)¹⁴¹,
 J. Norman [ID](#)¹¹⁷, N. Novitzky [ID](#)¹²³, P. Nowakowski [ID](#)¹³³, A. Nyanin [ID](#)¹⁴⁰, J. Nystrand [ID](#)²⁰,
 M. Ogino [ID](#)⁷⁶, A. Ohlson [ID](#)⁷⁵, V.A. Okorokov [ID](#)¹⁴⁰, J. Oleniacz [ID](#)¹³³, A.C. Oliveira Da Silva [ID](#)¹²⁰,
 M.H. Oliver [ID](#)¹³⁷, A. Onnerstad [ID](#)¹¹⁵, C. Oppedisano [ID](#)⁵⁵, A. Ortiz Velasquez [ID](#)⁶⁴,
 J. Otwinowski [ID](#)¹⁰⁷, M. Oya [ID](#)⁹², K. Oyama [ID](#)⁷⁶, Y. Pachmayer [ID](#)⁹⁴, S. Padhan [ID](#)⁴⁶,
 D. Pagano [ID](#)^{131,54}, G. Paić [ID](#)⁶⁴, A. Palasciano [ID](#)⁴⁹, S. Panebianco [ID](#)¹²⁸, H. Park [ID](#)¹²³,
 H. Park [ID](#)¹⁰⁴, J. Park [ID](#)⁵⁷, J.E. Parkkila [ID](#)³², R.N. Patra [ID](#)⁹¹, B. Paul [ID](#)²², H. Pei [ID](#)⁶,

T. Peitzmann⁵⁸, X. Peng⁶, M. Pennisi²⁴, L.G. Pereira⁶⁵, D. Peresunko¹⁴⁰,
 G.M. Perez⁷, S. Perrin¹²⁸, Y. Pestov¹⁴⁰, V. Petráček³⁵, V. Petrov¹⁴⁰, M. Petrovici⁴⁵,
 R.P. Pezzi^{103,65}, S. Piano⁵⁶, M. Pikna¹², P. Pillot¹⁰³, O. Pinazza^{50,32}, L. Pinsky¹¹⁴,
 C. Pinto⁹⁵, S. Pisano⁴⁸, M. Płoskoń⁷⁴, M. Planinic⁸⁹, F. Pliquet⁶³, M.G. Poghosyan⁸⁷,
 B. Polichtchouk¹⁴⁰, S. Politano²⁹, N. Poljak⁸⁹, A. Pop⁴⁵, S. Porteboeuf-Houssais¹²⁵,
 V. Pozdniakov¹⁴¹, K.K. Pradhan⁴⁷, S.K. Prasad⁴, S. Prasad⁴⁷, R. Preghenella⁵⁰,
 F. Prino⁵⁵, C.A. Pruneau¹³⁴, I. Pshenichnov¹⁴⁰, M. Puccio³², S. Pucillo²⁴,
 Z. Pugelova¹⁰⁶, S. Qiu⁸⁴, L. Quaglia²⁴, R.E. Quishpe¹¹⁴, S. Ragoni^{14,100},
 A. Rakotozafindrabe¹²⁸, L. Ramello^{130,55}, F. Rami¹²⁷, S.A.R. Ramirez⁴⁴, T.A. Rancien⁷³,
 M. Rasa²⁶, S.S. Räsänen⁴³, R. Rath⁵⁰, M.P. Rauch²⁰, I. Ravasenga⁸⁴,
 K.F. Read^{87,120}, C. Reckziegel¹¹², A.R. Redelbach³⁸, K. Redlich^{VI,79}, C.A. Reetz⁹⁷,
 A. Rehman²⁰, F. Reidt³², H.A. Reme-Ness³⁴, Z. Rescakova³⁷, K. Reygers⁹⁴,
 A. Riabov¹⁴⁰, V. Riabov¹⁴⁰, R. Ricci²⁸, M. Richter¹⁹, A.A. Riedel⁹⁵, W. Riegler³²,
 C. Ristea⁶², M. Rodríguez Cahuantzi⁴⁴, K. Røed¹⁹, R. Rogalev¹⁴⁰, E. Rogochaya¹⁴¹,
 T.S. Rogoschinski⁶³, D. Rohr³², D. Röhrich²⁰, P.F. Rojas⁴⁴, S. Rojas Torres³⁵,
 P.S. Rokita¹³³, G. Romanenko¹⁴¹, F. Ronchetti⁴⁸, A. Rosano^{30,52}, E.D. Rosas⁶⁴,
 A. Rossi⁵³, A. Roy⁴⁷, S. Roy⁴⁶, N. Rubini²⁵, O.V. Rueda^{114,75}, D. Ruggiano¹³³,
 R. Rui²³, B. Rumyantsev¹⁴¹, P.G. Russek², R. Russo⁸⁴, A. Rustamov⁸¹,
 E. Ryabinkin¹⁴⁰, Y. Ryabov¹⁴⁰, A. Rybicki¹⁰⁷, H. Rytkonen¹¹⁵, W. Rzeska¹³³,
 O.A.M. Saaramaki⁴³, R. Sadek¹⁰³, S. Sadhu³¹, S. Sadovsky¹⁴⁰, J. Saetre²⁰,
 K. Šafařík³⁵, S.K. Saha⁴, S. Saha⁸⁰, B. Sahoo⁴⁶, R. Sahoo⁴⁷, S. Sahoo⁶⁰, D. Sahu⁴⁷,
 P.K. Sahu⁶⁰, J. Saini¹³², K. Sajdakova³⁷, S. Sakai¹²³, M.P. Salvan⁹⁷, S. Sambyal⁹¹,
 I. Sanna^{32,95}, T.B. Saramela¹¹⁰, D. Sarkar¹³⁴, N. Sarkar¹³², P. Sarma⁴¹, V. Sarritzu²²,
 V.M. Sarti⁹⁵, M.H.P. Sas¹³⁷, J. Schambach⁸⁷, H.S. Scheid⁶³, C. Schiaua⁴⁵,
 R. Schicker⁹⁴, A. Schmah⁹⁴, C. Schmidt⁹⁷, H.R. Schmidt⁹³, M.O. Schmidt³², M. Schmidt⁹³,
 N.V. Schmidt⁸⁷, A.R. Schmier¹²⁰, R. Schotter¹²⁷, A. Schröter³⁸, J. Schukraft³²,
 K. Schwarz⁹⁷, K. Schweda⁹⁷, G. Scioli²⁵, E. Scomparin⁵⁵, J.E. Seger¹⁴, Y. Sekiguchi¹²²,
 D. Sekihata¹²², I. Selyuzhenkov^{97,140}, S. Senyukov¹²⁷, J.J. Seo⁵⁷, D. Serebryakov¹⁴⁰,
 L. Šerkšnytė⁹⁵, A. Sevcenco⁶², T.J. Shaba⁶⁷, A. Shabetai¹⁰³, R. Shahoyan³²,
 A. Shangaraev¹⁴⁰, A. Sharma⁹⁰, B. Sharma⁹¹, D. Sharma⁴⁶, H. Sharma¹⁰⁷,
 M. Sharma⁹¹, S. Sharma⁷⁶, S. Sharma⁹¹, U. Sharma⁹¹, A. Shatat⁷², O. Sheibani¹¹⁴,
 K. Shigaki⁹², M. Shimomura⁷⁷, J. Shin¹¹, S. Shirinkin¹⁴⁰, Q. Shou³⁹, Y. Sibiriak¹⁴⁰,
 S. Siddhanta⁵¹, T. Siemiarczuk⁷⁹, T.F. Silva¹¹⁰, D. Silvermyr⁷⁵,
 T. Simantathammakul¹⁰⁵, R. Simeonov³⁶, B. Singh⁹¹, B. Singh⁹⁵, R. Singh⁸⁰, R. Singh⁹¹,
 R. Singh⁴⁷, S. Singh¹⁵, V.K. Singh¹³², V. Singhal¹³², T. Sinha⁹⁹, B. Sitar¹²,
 M. Sitta^{130,55}, T.B. Skaali¹⁹, G. Skorodumovs⁹⁴, M. Slupecki⁴³, N. Smirnov¹³⁷,
 R.J.M. Snellings⁵⁸, E.H. Solheim¹⁹, J. Song¹¹⁴, A. Songmoolnak¹⁰⁵, F. Soramel²⁷,
 R. Spijkers⁸⁴, I. Sputowska¹⁰⁷, J. Staa⁷⁵, J. Stachel⁹⁴, I. Stan⁶², P.J. Steffanic¹²⁰,
 S.F. Stiefelmaier⁹⁴, D. Stocco¹⁰³, I. Storehaug¹⁹, P. Stratmann¹³⁵, S. Strazzi²⁵,
 C.P. Stylianidis⁸⁴, A.A.P. Suaide¹¹⁰, C. Suire⁷², M. Sukhanov¹⁴⁰, M. Suljic³²,
 R. Sultanov¹⁴⁰, V. Sumberia⁹¹, S. Sumowidagdo⁸², S. Swain⁶⁰, I. Szarka¹²,
 S.F. Taghavi⁹⁵, G. Taillepiet⁹⁷, J. Takahashi¹¹¹, G.J. Tambave²⁰, S. Tang^{125,6},
 Z. Tang¹¹⁸, J.D. Tapia Takaki¹¹⁶, N. Tapus¹²⁴, L.A. Tarasovicova¹³⁵, M.G. Tarzila⁴⁵,

G.F. Tassielli ³¹, A. Tauro ³², G. Tejada Muñoz ⁴⁴, A. Telesca ³², L. Terlizzi ²⁴,
C. Terrevoli ¹¹⁴, G. Tersimonov³, S. Thakur ⁴, D. Thomas ¹⁰⁸, A. Tikhonov ¹⁴⁰,
A.R. Timmins ¹¹⁴, M. Tkacik¹⁰⁶, T. Tkacik ¹⁰⁶, A. Toia ⁶³, R. Tokumoto⁹²,
N. Topilskaya ¹⁴⁰, M. Toppi ⁴⁸, F. Torales-Acosta¹⁸, T. Tork ⁷², A.G. Torres Ramos ³¹,
A. Trifiró ^{30,52}, A.S. Triolo ^{30,52}, S. Tripathy ⁵⁰, T. Tripathy ⁴⁶, S. Trogolo ³²,
V. Trubnikov ³, W.H. Trzaska ¹¹⁵, T.P. Trzcinski ¹³³, A. Tumkin ¹⁴⁰, R. Turrisi ⁵³,
T.S. Tveter ¹⁹, K. Ullaland ²⁰, B. Ulukutlu ⁹⁵, A. Uras ¹²⁶, M. Urioni ^{54,131}, G.L. Usai ²²,
M. Vala³⁷, N. Valle ²¹, L.V.R. van Doremalen⁵⁸, M. van Leeuwen ⁸⁴, C.A. van Veen ⁹⁴,
R.J.G. van Weelden ⁸⁴, P. Vande Vyvre ³², D. Varga ¹³⁶, Z. Varga ¹³⁶, M. Vasileiou ⁷⁸,
A. Vasiliev ¹⁴⁰, O. Vázquez Doce ⁴⁸, V. Vechernin ¹⁴⁰, E. Vercellin ²⁴, S. Vergara Limón⁴⁴,
L. Vermunt ⁹⁷, R. Vértesi ¹³⁶, M. Verweij ⁵⁸, L. Vickovic³³, Z. Vilakazi¹²¹, O. Villalobos
Baillie ¹⁰⁰, G. Vino ⁴⁹, A. Vinogradov ¹⁴⁰, T. Virgili ²⁸, V. Vislavicius⁸³,
A. Vodopyanov ¹⁴¹, B. Volkel ³², M.A. Völkl ⁹⁴, K. Voloshin¹⁴⁰, S.A. Voloshin ¹³⁴,
G. Volpe ³¹, B. von Haller ³², I. Vorobyev ⁹⁵, N. Vozniuk ¹⁴⁰, J. Vrláková ³⁷, C. Wang ³⁹,
D. Wang³⁹, Y. Wang ³⁹, A. Wegrzynek ³², F.T. Weiglhofer³⁸, S.C. Wenzel ³²,
J.P. Wessels ¹³⁵, S.L. Weyhmiller ¹³⁷, J. Wiechula ⁶³, J. Wikne ¹⁹, G. Wilk ⁷⁹,
J. Wilkinson ⁹⁷, G.A. Willems ¹³⁵, B. Windelband⁹⁴, M. Winn ¹²⁸, J.R. Wright ¹⁰⁸,
W. Wu³⁹, Y. Wu ¹¹⁸, R. Xu ⁶, A. Yadav ⁴², A.K. Yadav ¹³², S. Yalcin ⁷¹, Y. Yamaguchi⁹²,
S. Yang²⁰, S. Yano ⁹², Z. Yin ⁶, I.-K. Yoo ¹⁶, J.H. Yoon ⁵⁷, S. Yuan²⁰, A. Yuncu ⁹⁴,
V. Zaccolo ²³, C. Zampolli ³², F. Zanone ⁹⁴, N. Zardoshti ^{32,100}, A. Zarochentsev ¹⁴⁰,
P. Závada ⁶¹, N. Zaviyalov¹⁴⁰, M. Zhalov ¹⁴⁰, B. Zhang ⁶, L. Zhang ³⁹, S. Zhang ³⁹,
X. Zhang ⁶, Y. Zhang¹¹⁸, Z. Zhang ⁶, M. Zhao ¹⁰, V. Zhrebchevskii ¹⁴⁰, Y. Zhi¹⁰,
D. Zhou ⁶, Y. Zhou ⁸³, J. Zhu ^{97,6}, Y. Zhu⁶, S.C. Zugravel ⁵⁵, N. Zurlo ^{131,54}

¹ A.I. Alikhanyan National Science Laboratory (Yerevan Physics Institute) Foundation, Yerevan, Armenia

² AGH University of Science and Technology, Cracow, Poland

³ Bogolyubov Institute for Theoretical Physics, National Academy of Sciences of Ukraine, Kiev, Ukraine

⁴ Bose Institute, Department of Physics and Centre for Astroparticle Physics and Space Science (CAPSS), Kolkata, India

⁵ California Polytechnic State University, San Luis Obispo, California, United States

⁶ Central China Normal University, Wuhan, China

⁷ Centro de Aplicaciones Tecnológicas y Desarrollo Nuclear (CEADEN), Havana, Cuba

⁸ Centro de Investigación y de Estudios Avanzados (CINVESTAV), Mexico City and Mérida, Mexico

⁹ Chicago State University, Chicago, Illinois, United States

¹⁰ China Institute of Atomic Energy, Beijing, China

¹¹ Chungbuk National University, Cheongju, Republic of Korea

¹² Comenius University Bratislava, Faculty of Mathematics, Physics and Informatics, Bratislava, Slovak Republic

¹³ COMSATS University Islamabad, Islamabad, Pakistan

¹⁴ Creighton University, Omaha, Nebraska, United States

¹⁵ Department of Physics, Aligarh Muslim University, Aligarh, India

¹⁶ Department of Physics, Pusan National University, Pusan, Republic of Korea

¹⁷ Department of Physics, Sejong University, Seoul, Republic of Korea

¹⁸ Department of Physics, University of California, Berkeley, California, United States

¹⁹ Department of Physics, University of Oslo, Oslo, Norway

²⁰ Department of Physics and Technology, University of Bergen, Bergen, Norway

²¹ Dipartimento di Fisica, Università di Pavia, Pavia, Italy

- ²² *Dipartimento di Fisica dell'Università and Sezione INFN, Cagliari, Italy*
- ²³ *Dipartimento di Fisica dell'Università and Sezione INFN, Trieste, Italy*
- ²⁴ *Dipartimento di Fisica dell'Università and Sezione INFN, Turin, Italy*
- ²⁵ *Dipartimento di Fisica e Astronomia dell'Università and Sezione INFN, Bologna, Italy*
- ²⁶ *Dipartimento di Fisica e Astronomia dell'Università and Sezione INFN, Catania, Italy*
- ²⁷ *Dipartimento di Fisica e Astronomia dell'Università and Sezione INFN, Padova, Italy*
- ²⁸ *Dipartimento di Fisica 'E.R. Caianiello' dell'Università and Gruppo Collegato INFN, Salerno, Italy*
- ²⁹ *Dipartimento DISAT del Politecnico and Sezione INFN, Turin, Italy*
- ³⁰ *Dipartimento di Scienze MIFT, Università di Messina, Messina, Italy*
- ³¹ *Dipartimento Interateneo di Fisica 'M. Merlin' and Sezione INFN, Bari, Italy*
- ³² *European Organization for Nuclear Research (CERN), Geneva, Switzerland*
- ³³ *Faculty of Electrical Engineering, Mechanical Engineering and Naval Architecture, University of Split, Split, Croatia*
- ³⁴ *Faculty of Engineering and Science, Western Norway University of Applied Sciences, Bergen, Norway*
- ³⁵ *Faculty of Nuclear Sciences and Physical Engineering, Czech Technical University in Prague, Prague, Czech Republic*
- ³⁶ *Faculty of Physics, Sofia University, Sofia, Bulgaria*
- ³⁷ *Faculty of Science, P.J. Šafárik University, Košice, Slovak Republic*
- ³⁸ *Frankfurt Institute for Advanced Studies, Johann Wolfgang Goethe-Universität Frankfurt, Frankfurt, Germany*
- ³⁹ *Fudan University, Shanghai, China*
- ⁴⁰ *Gangneung-Wonju National University, Gangneung, Republic of Korea*
- ⁴¹ *Gauhati University, Department of Physics, Guwahati, India*
- ⁴² *Helmholtz-Institut für Strahlen- und Kernphysik, Rheinische Friedrich-Wilhelms-Universität Bonn, Bonn, Germany*
- ⁴³ *Helsinki Institute of Physics (HIP), Helsinki, Finland*
- ⁴⁴ *High Energy Physics Group, Universidad Autónoma de Puebla, Puebla, Mexico*
- ⁴⁵ *Horia Hulubei National Institute of Physics and Nuclear Engineering, Bucharest, Romania*
- ⁴⁶ *Indian Institute of Technology Bombay (IIT), Mumbai, India*
- ⁴⁷ *Indian Institute of Technology Indore, Indore, India*
- ⁴⁸ *INFN, Laboratori Nazionali di Frascati, Frascati, Italy*
- ⁴⁹ *INFN, Sezione di Bari, Bari, Italy*
- ⁵⁰ *INFN, Sezione di Bologna, Bologna, Italy*
- ⁵¹ *INFN, Sezione di Cagliari, Cagliari, Italy*
- ⁵² *INFN, Sezione di Catania, Catania, Italy*
- ⁵³ *INFN, Sezione di Padova, Padova, Italy*
- ⁵⁴ *INFN, Sezione di Pavia, Pavia, Italy*
- ⁵⁵ *INFN, Sezione di Torino, Turin, Italy*
- ⁵⁶ *INFN, Sezione di Trieste, Trieste, Italy*
- ⁵⁷ *Inha University, Incheon, Republic of Korea*
- ⁵⁸ *Institute for Gravitational and Subatomic Physics (GRASP), Utrecht University/Nikhef, Utrecht, Netherlands*
- ⁵⁹ *Institute of Experimental Physics, Slovak Academy of Sciences, Košice, Slovak Republic*
- ⁶⁰ *Institute of Physics, Homi Bhabha National Institute, Bhubaneswar, India*
- ⁶¹ *Institute of Physics of the Czech Academy of Sciences, Prague, Czech Republic*
- ⁶² *Institute of Space Science (ISS), Bucharest, Romania*
- ⁶³ *Institut für Kernphysik, Johann Wolfgang Goethe-Universität Frankfurt, Frankfurt, Germany*
- ⁶⁴ *Instituto de Ciencias Nucleares, Universidad Nacional Autónoma de México, Mexico City, Mexico*
- ⁶⁵ *Instituto de Física, Universidade Federal do Rio Grande do Sul (UFRGS), Porto Alegre, Brazil*
- ⁶⁶ *Instituto de Física, Universidad Nacional Autónoma de México, Mexico City, Mexico*
- ⁶⁷ *iThemba LABS, National Research Foundation, Somerset West, South Africa*
- ⁶⁸ *Jeonbuk National University, Jeonju, Republic of Korea*

- ⁶⁹ *Johann-Wolfgang-Goethe Universität Frankfurt Institut für Informatik, Fachbereich Informatik und Mathematik, Frankfurt, Germany*
- ⁷⁰ *Korea Institute of Science and Technology Information, Daejeon, Republic of Korea*
- ⁷¹ *KTO Karatay University, Konya, Turkey*
- ⁷² *Laboratoire de Physique des 2 Infinis, Irène Joliot-Curie, Orsay, France*
- ⁷³ *Laboratoire de Physique Subatomique et de Cosmologie, Université Grenoble-Alpes, CNRS-IN2P3, Grenoble, France*
- ⁷⁴ *Lawrence Berkeley National Laboratory, Berkeley, California, United States*
- ⁷⁵ *Lund University Department of Physics, Division of Particle Physics, Lund, Sweden*
- ⁷⁶ *Nagasaki Institute of Applied Science, Nagasaki, Japan*
- ⁷⁷ *Nara Women's University (NWU), Nara, Japan*
- ⁷⁸ *National and Kapodistrian University of Athens, School of Science, Department of Physics, Athens, Greece*
- ⁷⁹ *National Centre for Nuclear Research, Warsaw, Poland*
- ⁸⁰ *National Institute of Science Education and Research, Homi Bhabha National Institute, Jatni, India*
- ⁸¹ *National Nuclear Research Center, Baku, Azerbaijan*
- ⁸² *National Research and Innovation Agency — BRIN, Jakarta, Indonesia*
- ⁸³ *Niels Bohr Institute, University of Copenhagen, Copenhagen, Denmark*
- ⁸⁴ *Nikhef, National institute for subatomic physics, Amsterdam, Netherlands*
- ⁸⁵ *Nuclear Physics Group, STFC Daresbury Laboratory, Daresbury, United Kingdom*
- ⁸⁶ *Nuclear Physics Institute of the Czech Academy of Sciences, Husinec-Řež, Czech Republic*
- ⁸⁷ *Oak Ridge National Laboratory, Oak Ridge, Tennessee, United States*
- ⁸⁸ *Ohio State University, Columbus, Ohio, United States*
- ⁸⁹ *Physics department, Faculty of science, University of Zagreb, Zagreb, Croatia*
- ⁹⁰ *Physics Department, Panjab University, Chandigarh, India*
- ⁹¹ *Physics Department, University of Jammu, Jammu, India*
- ⁹² *Physics Program and International Institute for Sustainability with Knotted Chiral Meta Matter (SKCM2), Hiroshima University, Hiroshima, Japan*
- ⁹³ *Physikalisches Institut, Eberhard-Karls-Universität Tübingen, Tübingen, Germany*
- ⁹⁴ *Physikalisches Institut, Ruprecht-Karls-Universität Heidelberg, Heidelberg, Germany*
- ⁹⁵ *Physik Department, Technische Universität München, Munich, Germany*
- ⁹⁶ *Politecnico di Bari and Sezione INFN, Bari, Italy*
- ⁹⁷ *Research Division and ExtreMe Matter Institute EMMI, GSI Helmholtzzentrum für Schwerionenforschung GmbH, Darmstadt, Germany*
- ⁹⁸ *Saga University, Saga, Japan*
- ⁹⁹ *Saha Institute of Nuclear Physics, Homi Bhabha National Institute, Kolkata, India*
- ¹⁰⁰ *School of Physics and Astronomy, University of Birmingham, Birmingham, United Kingdom*
- ¹⁰¹ *Sección Física, Departamento de Ciencias, Pontificia Universidad Católica del Perú, Lima, Peru*
- ¹⁰² *Stefan Meyer Institut für Subatomare Physik (SMI), Vienna, Austria*
- ¹⁰³ *SUBATECH, IMT Atlantique, Nantes Université, CNRS-IN2P3, Nantes, France*
- ¹⁰⁴ *Sungkyunkwan University, Suwon City, Republic of Korea*
- ¹⁰⁵ *Suranaree University of Technology, Nakhon Ratchasima, Thailand*
- ¹⁰⁶ *Technical University of Košice, Košice, Slovak Republic*
- ¹⁰⁷ *The Henryk Niewodniczanski Institute of Nuclear Physics, Polish Academy of Sciences, Cracow, Poland*
- ¹⁰⁸ *The University of Texas at Austin, Austin, Texas, United States*
- ¹⁰⁹ *Universidad Autónoma de Sinaloa, Culiacán, Mexico*
- ¹¹⁰ *Universidade de São Paulo (USP), São Paulo, Brazil*
- ¹¹¹ *Universidade Estadual de Campinas (UNICAMP), Campinas, Brazil*
- ¹¹² *Universidade Federal do ABC, Santo Andre, Brazil*
- ¹¹³ *University of Cape Town, Cape Town, South Africa*
- ¹¹⁴ *University of Houston, Houston, Texas, United States*

- ¹¹⁵ *University of Jyväskylä, Jyväskylä, Finland*
¹¹⁶ *University of Kansas, Lawrence, Kansas, United States*
¹¹⁷ *University of Liverpool, Liverpool, United Kingdom*
¹¹⁸ *University of Science and Technology of China, Hefei, China*
¹¹⁹ *University of South-Eastern Norway, Kongsberg, Norway*
¹²⁰ *University of Tennessee, Knoxville, Tennessee, United States*
¹²¹ *University of the Witwatersrand, Johannesburg, South Africa*
¹²² *University of Tokyo, Tokyo, Japan*
¹²³ *University of Tsukuba, Tsukuba, Japan*
¹²⁴ *University Politehnica of Bucharest, Bucharest, Romania*
¹²⁵ *Université Clermont Auvergne, CNRS/IN2P3, LPC, Clermont-Ferrand, France*
¹²⁶ *Université de Lyon, CNRS/IN2P3, Institut de Physique des 2 Infinis de Lyon, Lyon, France*
¹²⁷ *Université de Strasbourg, CNRS, IPHC UMR 7178, F-67000 Strasbourg, France, Strasbourg, France*
¹²⁸ *Université Paris-Saclay Centre d'Etudes de Saclay (CEA), IRFU, Département de Physique Nucléaire (DPhN), Saclay, France*
¹²⁹ *Università degli Studi di Foggia, Foggia, Italy*
¹³⁰ *Università del Piemonte Orientale, Vercelli, Italy*
¹³¹ *Università di Brescia, Brescia, Italy*
¹³² *Variable Energy Cyclotron Centre, Homi Bhabha National Institute, Kolkata, India*
¹³³ *Warsaw University of Technology, Warsaw, Poland*
¹³⁴ *Wayne State University, Detroit, Michigan, United States*
¹³⁵ *Westfälische Wilhelms-Universität Münster, Institut für Kernphysik, Münster, Germany*
¹³⁶ *Wigner Research Centre for Physics, Budapest, Hungary*
¹³⁷ *Yale University, New Haven, Connecticut, United States*
¹³⁸ *Yonsei University, Seoul, Republic of Korea*
¹³⁹ *Zentrum für Technologie und Transfer (ZTT), Worms, Germany*
¹⁴⁰ *Affiliated with an institute covered by a cooperation agreement with CERN*
¹⁴¹ *Affiliated with an international laboratory covered by a cooperation agreement with CERN*

^I *Deceased*

^{II} *Also at: Max-Planck-Institut für Physik, Munich, Germany*

^{III} *Also at: Italian National Agency for New Technologies, Energy and Sustainable Economic Development (ENEA), Bologna, Italy*

^{IV} *Also at: Dipartimento DET del Politecnico di Torino, Turin, Italy*

^V *Also at: Department of Applied Physics, Aligarh Muslim University, Aligarh, India*

^{VI} *Also at: Institute of Theoretical Physics, University of Wrocław, Poland*

^{VII} *Also at: An institution covered by a cooperation agreement with CERN*