

A Quantum Adaptation for the Morra Game and some of its Variants

Original

A Quantum Adaptation for the Morra Game and some of its Variants / Marceddu, ANTONIO COSTANTINO; Montrucchio, Bartolomeo. - In: IEEE TRANSACTIONS ON GAMES. - ISSN 2475-1510. - ELETTRONICO. - 16:1(2024), pp. 205-213. [10.1109/TG.2023.3251663]

Availability:

This version is available at: 11583/2976608 since: 2024-04-11T08:25:00Z

Publisher:

IEEE

Published

DOI:10.1109/TG.2023.3251663

Terms of use:

This article is made available under terms and conditions as specified in the corresponding bibliographic description in the repository

Publisher copyright

(Article begins on next page)

A Quantum Adaptation for the *Morra* Game and Some of Its Variants

Antonio Costantino Marceddu , *Graduate Student Member, IEEE*,
and Bartolomeo Montrucchio , *Senior Member, IEEE*

Abstract—The *Morra* game is quite old. Back in time, traces of it can be found in ancient Egypt, ancient Rome, and even China. It involves two players who, for a limited number of turns, must try to suppose the sum of the number personally chosen with the number chosen by the opponent. The rules are simple, but it is rather difficult to play at a high level as there are multiple cognitive, motor, and perceptual processes involved. The goal of this article is to illustrate the process of implementing a quantum random player for the *Morra* game and some of its variants. This can be done by using a quantum number generator circuit to generate two numbers and a quantum adder to obtain the supposed sum. The advantage of this proposal is that, unlike the implementations of the *Morra* game on classical computers, which only allow the generation of pseudorandom numbers, true randomness can be obtained through quantum computing. In addition to the description of the entire algorithms, the source code of the implementations is provided to give everyone the freedom to easily test both the quantum implementation of the *Morra* game and the variants discussed in this article.

Index Terms—Active perception, cognitive processes, games, neuropsychology, programming, quantum computing.

I. INTRODUCTION

MORRA is a game with pretty simple rules. It should not be confused with the *rock–paper–scissors*, which is also known as Chinese *Morra* due to the similarities in the game mode. *Morra* requires that two players, at the same time, use one of their hands to mimic a number between one and five and shout another number between 2 and 10. Keeping the fist closed is equivalent to mimicking the one with a finger, whereas the ten is also called “*Morra*” or “all.” The number shouted by each player corresponds to the presumed sum of two numbers mimicked by the individual players. If one of the players supposes it, he will score a point, whereas if both players suppose it, no points will be awarded. The number of points needed to guarantee victory varies: For example, in the Sardinian version, also called “*sa Murra*,” they are usually 16.

Manuscript received 11 August 2022; revised 29 December 2022; accepted 28 February 2023. Date of publication 2 March 2023; date of current version 19 March 2024. This work was supported by PhotoNext initiative at Politecnico di Torino (<http://www.photonext.polito.it/>). (Corresponding author: Antonio Costantino Marceddu.)

The authors are with the Department of Control and Computer Engineering, Politecnico di Torino, 10129 Torino, Italy (e-mail: antonio.marceddu@polito.it; bartolomeo.montrucchio@polito.it).

This article has supplementary material provided by the authors and color versions of one or more figures available at <https://doi.org/10.1109/TG.2023.3251663>.

Digital Object Identifier 10.1109/TG.2023.3251663

The oldest traces of the existence of the game were found in the iconographies present in the tombs of Beni Hasan, Egypt [1], [2]. They were dated around 2000 B.C.E. Later traces of the game were found in the paintings of Greek vases, most notably one depicting Helen of Troy and Paris [3], and in documents written during the Roman Empire, which was referred to using the terms “*micatio*” or “*micare digitis*” [4]. Notably, even Cicero, in the third book of his “*De officiis*,” refers to it in two distinct sections: 77 and 89 [5]. Due to its large extension, the Roman Empire could have favored the spread of the game itself. In China, it was known as “*huaquan*,” “*caiquan*,” or “*muzhan*” [6]. Even today, the game continues to be called in these ways [7], [8], [9]. Nowadays, *Morra* is played in many countries around the world, including Italy, Spain, France, Greece, China, and Mongolia.

Despite its simple functionality, *Morra* is rather difficult to play [10], [11]. It requires the cooperation of multiple cognitive, motor, and perceptual processes. A good *Morra* player tries to do the following.

- 1) To learn the opponent’s playstyle such that playing patterns are recognized and can be exploited. This requires careful memorization of the numbers previously said by the player himself and his adversary.
- 2) To be unpredictable so that, in turn, the opponent avoids the recognition of game patterns to be exploited to his advantage.

Taking into account that, on a professional level, more than one round per second is played, becoming a good *Morra* player requires a lot of training.

Over time, several adaptations of the game have been made for personal computers and smartphones. They allow you to play both against artificial intelligence (AI) and with other players online [12]. Several robots that can play against humans have also been developed. One of them, called *Gavina2121*, recently challenged human opponents in Bitti, Sardinia, taking a resounding defeat [13]. However, its creators have obtained important data from the challenge, which will serve to improve the robot itself.

Quantum computers are currently of strong multidisciplinary interest as they can be faster than real computers for handling highly complex problems [14]. Another interesting feature is that, unlike classical computers, which can only generate pseudorandom numbers, they allow the generation of true random numbers [15]. In the case of *Morra*, this could allow for a truly unpredictable player and makes it impossible, even for

an experienced player, to make any predictions about possible number generation patterns. Implementing a quantum random player for the *Morra* game requires knowledge of what it should do in the first place. It can therefore be assumed that it must return

- 1) one random number between 1 and 5, corresponding to the number mimicked with the hand,
- 2) one number equal to the sum of the previous number and another random number between 1 and 5, corresponding to the shouted number.

To achieve this purpose, it is necessary to create the following two circuits:

- 1) one for generating two random numbers between 1 and 5,
- 2) one for adding up the two previously generated numbers.

Based on what was previously said, this article intends to propose a novel quantum adaptation of the *Morra* game and some of its variants. The rest of this article is organized as follows. Section II will describe the state of the art related to quantum games and adders. The latter will be used for the implementation of Quantum *Morra*. In the same section, a brief introduction to quantum computing will be provided to improve the understanding of the entire work. Section III will discuss the implementation of the Quantum *Morra*. Sections IV and V will discuss the implementation of some variants of the *Morra* game. Finally, Section VI concludes this article.

II. RELATED WORK

A. Quantum Games

The terminology “quantum games” is often linked with quantum game theory, which extends classical game theory toward the quantum realm. According to Gordon and Gordon [16], quantum games are “computer games where the rules of the game are based on quantum principles, such as superposition, entanglement, and the collapse of the wave function.” This concept of quantum games has been used multiple times, though it is quite limited as it concentrates solely on the educational aspect of the same. More recently, in [17], a 3-D characterization for the distinction of a quantum game compared to other types of games was also discussed. These dimensions concern the following.

- 1) *Quantum physics*, which concerns the use of notions of quantum physics in mechanics, graphics, or other parts of games.
- 2) *Quantum technologies*, which concern the impact of using quantum computers or software on both gameplay and game development.
- 3) *Scientific purposes*, which aim to test the capability and limitation of quantum computers.

Therefore, based on this characterization, quantum games can be defined as “games that reference the theory of quantum physics, quantum technologies or quantum computing through perceivable means, connect to quantum physics through a scientific purpose or use quantum technologies” [17]. This definition is more comprehensive and appropriate to the continual changes brought forth by this new field.

Many quantum games have been released so far. Some of them will be presented in the next lines. Cat/Box/Scissors was the first quantum game built to run on a quantum computer

[18]. It is a *Rock/Paper/Scissors* variant in which there is a referee who decides the winner and four potential opponents to play with, although it is possible to play against one at a time. Quantum Battleship was instead the first turn-based multiplayer game made to run on a quantum computer [19]. It is a simplified version of Battleship, where the first player places a ship and the second player has to try to sink it. The former wins if the ship is not sunk, whereas the latter wins if he manages to sink it. *Quantum Chess* is an adaptation of the classical game for quantum computers. Two different versions were proposed in [20] and [21]. The former focuses on teaching quantum mechanics properties, whereas the latter is more recent and focuses on being an environment to give players the ability to interact with quantum properties while playing. *Diner’s Dilemma* is a classical problem related to game theory and economics. In the quantum world, it has been faced and solved in the four-player variant [22] by implementing and testing a circuit built using the IBM Quantum Simulator. It has also been shown that players can reach both the Nash equilibrium point and the Pareto optimum point. A curious game about a unicorn attempting to fly over a castle, called *Flying Unicorn*, is presented in [23] with the aim of exploring the properties of superposition, qubit measurement, and uncertainty. Both the classical and quantum implementations of the game are provided in the article. In [24] and [25], two implementations of *Quantum Go* have been presented. The first aimed to make quantum mechanics accessible to all, whereas the second aimed to become a test platform for new algorithms for AI. *Quantum Minesweeper*, different from what can be thought of, is a classical computer game [16]. Its creators came up with it as a way of teaching basic quantum mechanics simply by playing a variation of the Minesweeper game. The *Monty Hall problem* is a probability puzzle proposed in 1975. Several quantum versions of it have been proposed over time since, in addition to being of scientific interest, its application could have a potential interest in the quantum information area [26], [27], [28]. A game similar to *Texas Hold ’em*, a variant of the game of Poker, was presented in [29] with the aim of teaching the phenomena underlying quantum computing. Also, in this case, a proof-of-concept is provided in the paper. In [30], some quantum circuits were presented to solve the simplest *Sudoku* grid, 4×4 in size, through the use of the concept of duality computing and a probabilistic approach. An example code for detecting the location of new clues is also provided in the paper. Two slightly different versions of Quantum Tetris have recently been released for educational purposes [31], [32]. The former focuses mainly on teaching general notions of quantum theory, whereas the latter focuses on visualizing the possible effects of quantum noise on a normal run of the game. The last game that will be mentioned is *Quantum Tic Tac Toe*. In [33], it was developed as a didactic metaphor of nonlocality and quantum physics, whereas in [34], the goal was to create a minimal quantization of the classical game.

B. Brief Introduction to Quantum Computing

In quantum computing, the *qubit* (an acronym for *quantum binary digit*) is the smallest unit of information that can be dealt with. Each obtainable state can be written as the superposition of two orthonormal basis states, coinciding with the

possible states of classical *binary digits (bits)* [35]. Such states, or vectors, are normally represented in *Dirac notation*, also known as *bra-ket notation*, as $|0\rangle$ and $|1\rangle$ [36]. They can be represented geometrically by using the so-called *Bloch sphere* [37], [38].

Unlike traditional ones, all gates used in quantum computing must be *reversible*: This means that the original information can always be reconstructed. To clarify this concept, if we perform a subtraction, for example, $9 - 4 = 5$, it is not possible to return to the operands starting from the result; a loss of information then occurs. Examples of some gates normally used in quantum computing are the following [39].

- 1) The *NOT* gate flips the state of a qubit from $|0\rangle$ to $|1\rangle$ and vice versa. It is graphically represented as a rounded block with a + on it or as a square block with an X on it.
- 2) The *CNOT* gate, which is also called the *controlled-NOT* gate, flips the state of a *target qubit* from $|0\rangle$ to $|1\rangle$ and vice versa if the value of a second qubit, called the *control qubit*, is set to $|1\rangle$. It is graphically represented as a rounded block with a + near the target qubit and a line ending in a circle to represent the conjunction with the control qubit.
- 3) The *Toffoli* gate, which is also called the *controlled-controlled-NOT* gate, flips the state of a *target qubit* from $|0\rangle$ and $|1\rangle$ and vice versa if the value of two *control qubits* is set to $|1\rangle$. It can be used to implement NOT, AND, and XOR operations. It is graphically represented as a rounded block with a + near the target qubit and a line with two circles to represent the conjunction with the two control qubits.
- 4) The *Hadamard* gate puts the state of a qubit in an equal superposition; this means that the state of the qubit has the same probability of being $|0\rangle$ and $|1\rangle$. It offers the simplest way to achieve true randomness, as discussed in the previous section. It is graphically represented as a square block with an H on it.
- 5) The *SWAP* gate, as the name implies, swaps the state of two qubits. It is graphically represented as a line with two X at the ends.
- 6) The *RX* gate performs a rotation of the qubit state around the x -axis by a certain angle. It is graphically represented as a square block on which *RX* and possibly the rotation value are written.
- 7) The *RY* gate, like the *RX* gate, performs a rotation of the qubit state around the y -axis by a certain angle. It is graphically represented as a square block on which *RY* and possibly the rotation value are written.
- 8) The *RZ* gate, like the *RX* and *RY* gates, performs a rotation of the qubit state around the z -axis by a certain angle. It is graphically represented as a square block on which *RZ* and possibly the rotation value are written.

Unlike a classical bit, whose value can be read at any time, the operation of reading a qubit, called *measurement*, destroys the coherence of the qubit itself and makes it collapse into a basic state. For this reason, the *measurement* operation is usually performed at the end of several classical and quantum operations on one or more qubits to extrapolate the result. All the quantum gates and operations previously described can be seen in Fig. 1.



Fig. 1. Icons showing the quantum gates and the operations described as shown in the IBM Quantum Composer [39], [40]. From left to right, top to bottom: NOT gate, CNOT gate, Toffoli gate, Hadamard gate, SWAP gate, RX gate, RY gate, RZ gate, barrier operation, and measurement operation.

Today's quantum processors are similar in size to their classic counterparts. To preserve their properties, they operate in an isolated environment at very low temperatures, close to absolute zero. This temperature is theoretically the lowest that can be reached according to the laws of physics [14], [41].

C. Quantum Multibit Adders

The simplest way to add two bits is to use a *half-adder*. Given two inputs A and B, it returns their sum and the carryover. The problem with this adder is that it does not handle the previous carry, so it cannot be stacked.

For this reason, for *multibit adders*, the basic reference element is the *full-adder*, which, unlike the *half-adder*, also manages the previous carry. Stacking multiple *full-adders* allows for *multibit adders*. Depending on how the carry is handled during the bitwise addition, *multibit adders* can be divided into different types. It is possible to implement such adders in quantum computing as well. The most commonly used types of multibit *quantum adders* are the following.

- 1) The *Quantum Ripple-Carry Adder (QRCA)* [42], [43], [44] is the simplest of all adders. It calculates the carry of each bit addition and inputs it into the next bit addition.
- 2) The *Quantum Carry-Save Adder* [45] calculates subtotals and carry-over of multiple inputs. They will subsequently be used for the calculation of the final sum.
- 3) The *Quantum Carry-Lookahead Adder* [46], [47], [48] improves *QRCA* by solving the carry propagation problem at the cost of major complexity. It is currently the fastest-known technique for performing additions, especially with many bits.

III. QUANTUM IMPLEMENTATION OF THE MORRA GAME

According to the definition of a quantum game given in [17], the implementation of the Quantum *Morra* game and the variants discussed in this article has firmly resorted to the dimension of quantum technologies for their development and actively use it for their functioning. This section will then provide a complete description of the making of the game.

A. Tool Used

IBM Qiskit, a leading open-source Software Development Kit for the realization of quantum computing solutions, was used for the study and the realization of the circuits [49].

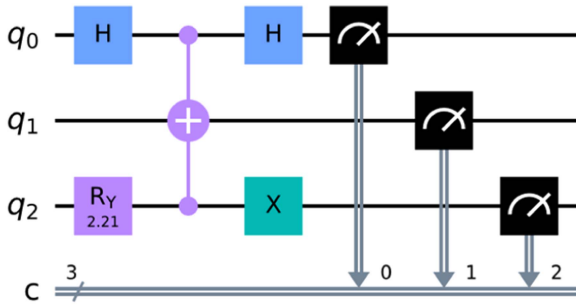


Fig. 2. One of the possible quantum circuits that can be used to generate an equiprobable number between 1 and 5.

In Qiskit, every single run of a circuit is called a shot. This terminology, now in common use in quantum computing, will also be used in this article.

B. Generation of Equiprobable Quantum Numbers With Five Values

The first step to creating a quantum random player for the *Morra* game consists in realizing a quantum circuit to extract the first number, which represents the number mimicked by the human hand, and a second number necessary to calculate the supposed sum.

Previously, it was said that, just like the bits of classical computers, once a qubit is measured, it can have two possible states: 0 or 1. For this reason, for quantum computers also, base 2 is the reference one. This means that, given n qubits, it is possible to represent up to 2^n different values (states). For this reason, implementing a true randomizer circuit for powers of two numbers is very simple, since for each bit a *Hadamard* gate and a *measurement* operation are sufficient. However, things get a little complicated when it is needed to generate a number in a different interval. In these cases, it is necessary to reduce the probability that certain states can be reached to zero. This is generally achieved with rotations, which can induce phase changes.

In the case of the *Morra* game, a number between 1 and 5 must be extracted, desirably with the same probability. This means that it is possible to extract a total of five different numbers. Since 5 is not a power of two, to obtain such a number it is necessary to take the power of two immediately higher, which is 8, and let the probability of reaching $8 - 5 = 3$ possible states vanish. In this way, only numbers between 1 and 5 can be extracted. One of the possible circuits capable of obtaining this result is depicted in Fig. 2. It is composed of the following.

- 1) An *RY* gate, which rotates the qubit q_2 by $\pi/1.4187762$ radians.
- 2) A *Toffoli* gate, which sets q_1 to 1 only if q_0 and q_2 are equal to 1.
- 3) Two *Hadamard* gates, of which the first put q_0 in equal superposition, whereas the second resets its value to 0 with a probability of 100%. The superposition of q_0 allows triggering the *Toffoli* gate.
- 4) A *NOT* gate, which flips the value of q_2 .

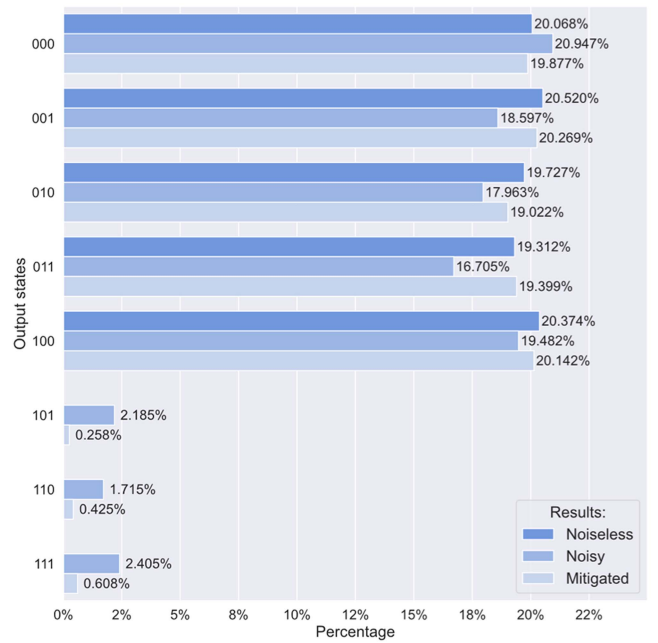


Fig. 3. Comparison of the results obtained by running the *five-value number generator circuit* for 16 384 shots first on the flat IBM QASM simulator (*Noiseless*) and then applying to it the noise model of IBM Quito (*Noisy*), a real quantum computer. These last measurements were then further refined through calibration techniques (*Mitigated*) to remove, as far as possible, the unwanted states.

- 5) Three *measurement* operations, which are necessary to obtain the final value of each qubit.

This circuit was obtained by using the Monte Carlo technique. Several tests were carried out to find a circuit capable of canceling three of the eight output states. Once found, it has been optimized to reduce the number of gates and to have near output states. Subsequently, a brute-force approach was applied to find the exact *RY* rotation that could lead to the same probability (20%) for each state. The final circuit can generate numbers between 0 and 4 and will be referred to below as the *five-value number generator circuit*.

C. Analysis of the Results

The *five-value number generator circuit* was run for 16 384shots two times on the IBM QASM simulator. In the first run, there was no noise (*Noiseless*), whereas in the second, the noise model of IBM Quito, a real 5-qubit quantum computer (*Noisy*), was added. The outcome of the execution can be seen in Fig. 4. It is immediately visible that, unlike the optimal results obtained by the IBM QASM simulator in the absence of noise, eight values are returned instead of the expected five. This is due to the fact that quantum computers are not perfect machines. To function optimally, they should be completely isolated from the surrounding environment. On classical computers, supplying one or more inputs to a program result in correspondingly one or more outputs. The problem with quantum computers is that their isolation property will be implicitly lost if it is wanted that their behavior varies based on the inputs provided. Due to this reason, despite continued efforts to improve this property, they

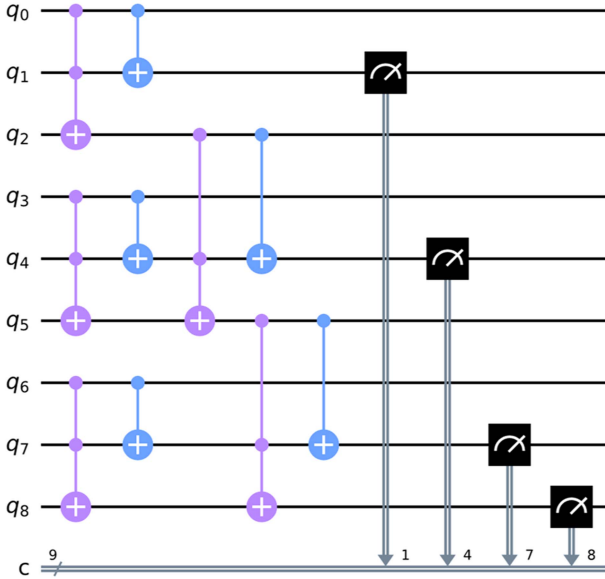


Fig. 4. Adder circuit implemented for the *Morra* game, in where it is necessary to calculate the sum of two numbers representable with three qubits.

will continue to suffer from noise and decoherence problems. Then, quantum error correction and mitigation algorithms are critical for improving the result of the calculations [50], [51].

One of the possible ways to improve this result is to perform a measurement calibration. This is possible by preparing the 2^n basis input states and evaluating the probability of counting obtainable by measuring in another basis state. Since the *number generator circuits* analyzed in this article use three qubits, there will be $2^3 = 8$ total possible quantum states. Using the IBM QASM simulator, it is possible to calculate the calibration matrix in the absence of noise: In this particular case, it will be a simple identity matrix. By applying the noise model of a real quantum computer to the IBM QASM simulator, such as that of IBM Quito, it is possible to calculate the calibration matrix for this quantum computer to mitigate its measurement error. The *Mitigated* results obtained by applying this technique are always shown in Fig. 3. The improvement in the results is clearly visible.

D. Adder for the *Morra* Game

Now that the circuit for generating equiprobable random numbers in the desired range was found, it is necessary to build an adder for:

- 1) generating the supposed sum of the quantum random player,
- 2) calculating the effective sum for comparing it with the sums supposed by the players.

The numbers to be added in the *Morra* game can be contained in three bits. For this reason, a simple *multibit adder* will be used, which is depicted in Fig. 4. Since current quantum computers have a limited number of qubits available, a quantum circuit that mixes a *half-adder* for the first qubit and two *full-adders* for the remaining qubits has been used. In this way, to add two 3-bit numbers, only 9 qubits are needed. Given two 3-bit numbers

A and B, starting from the most significant bit (MSB), the bits should be input into the circuit as follows:

- 1) $A[2] \rightarrow q_6, A[1] \rightarrow q_3, A[0] \rightarrow q_0$.
- 2) $B[2] \rightarrow q_7, B[1] \rightarrow q_4, B[0] \rightarrow q_1$.

Following the calculation, the output bits with a higher index will contain the MSBs of the resulting sum. So, it will read as follows: $O[3] \rightarrow q_8, O[2] \rightarrow q_7, O[1] \rightarrow q_4, O[0] \rightarrow q_1$.

E. Comparison of the Supposed Sums With the Correct One

To obtain the complete quantum version of the *Morra* game, a final circuit is needed to compare the two supposed sums by the players with the effective sum. Depending on their value

- 1) they can both be different from the effective one,
- 2) one of them can be equal to the effective one,
- 3) both can be equal to the effective one.

The simplest circuit for comparing two qubits can be obtained simply by using a *CNOT* gate and measuring the *target qubit*: If the qubits have the same value, the output is 0, vice versa, the output will be 1. By extending the same principle, it is therefore possible to use 12 qubits to compare the 4 *control* qubits of the effective sum (C) with the respective 8 *target* qubits of the supposed sums (S_1, S_2). Starting from their MSBs, the sums are input into the circuit as follows:

- 1) $C[3] \rightarrow q_0, C[2] \rightarrow q_1, C[1] \rightarrow q_2, C[0] \rightarrow q_3$
- 2) $S_1[3] \rightarrow q_4, S_1[2] \rightarrow q_5, S_1[1] \rightarrow q_6, S_1[0] \rightarrow q_7$
- 3) $S_2[3] \rightarrow q_{14}, S_2[2] \rightarrow q_{13}, S_2[1] \rightarrow q_{12}, S_2[0] \rightarrow q_{11}$

After this step, a downsampling mechanism can be applied to measure the output of two single qubits, which are sufficient to represent the previously mentioned states. First, eight *NOT* gates, four for every single comparison, are used to flip the values of the 8 *target qubits*. This operation is useful for restoring the 0 s to 1 s after the previous operation. Second, six *Toffoli* gates, three for every single comparison, are used to downsample the 8 qubits to 2 qubits, one for every single comparison. The output of this downsampling operation will be 1 if all previous qubits were equal to 1, i.e., the two numbers being compared are equal, otherwise it will be 0.

The final comparator circuit capable of carrying out the above-mentioned operation is shown in Fig. 5.

F. Final Circuit

The final circuit was obtained by stacking two *number generator circuits* and the *adder* discussed above. A text-based interface has also been added to allow the user to play against the aforementioned quantum random player until one of them wins. An image of the final game is shown in Fig. 6. In this version, during each round, the user must type in two numbers: the value mimicked with the hand and the supposed sum he will reach with the number thrown by the quantum random player. At this point, the quantum random player will do the same and, after making its choices, the final calculation will be made to verify the winner. The number of points needed to win is by default set at 16 as in the Sardinian *Morra* rules, but this value can be changed freely.

In the Supplementary Material, the complete Python code for the Quantum *Morra* is provided. An *IBMid* is required to obtain

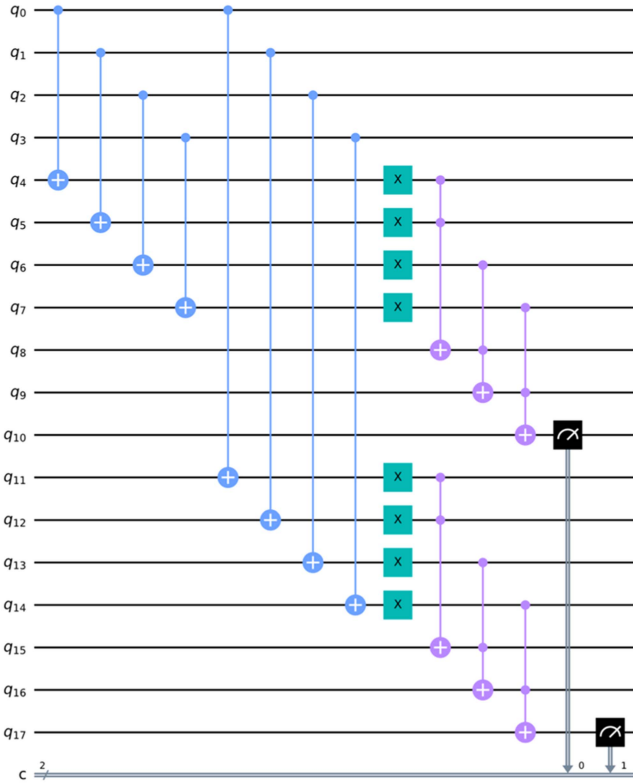


Fig. 5. Screenshot of the comparator circuit, used to compare the supposed sum of the players with the correct one.

```

QUANTUM MORRA
Welcome to the Quantum Morra game!
The game will end once 16 points have been reached

Please enter 5 if you want to play with 5 numbers (vanilla version)
or 6 if you to play with 6 numbers (allowing zero variant): 5

ROUND 1
Digit the hand mimicked number: 5
Digit the supposed sum: 7
Calculation of the Quantum Player number...
Job Status: job has successfully run
QUANTUM PLAYER NUMBER: 2
Calculation of the Quantum Player supposed sum...
Job Status: job has successfully run
QUANTUM PLAYER SUPPOSED SUM: 5
Addition and comparison of the supposed sums...
Job Status: job has successfully run
COMPARISONS: 01

Player supposed the correct sum!
Points - Player: 1 , Quantum Player: 0

ROUND 2
Digit the hand mimicked number: |

```

Fig. 6. Screenshot of the Quantum *Morra* game implementation. At the start of the game, it allows the user to choose whether to allow zero or not.

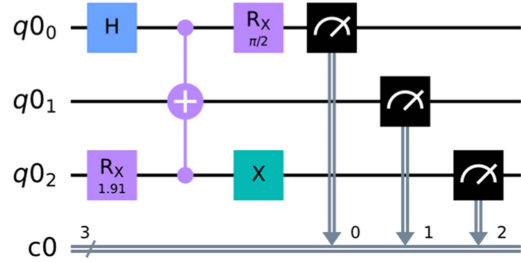


Fig. 7. One of the possible quantum circuits that can be used to generate an equiprobable number between 0 and 5.

a new *application programming interface (API)* token as it uses the *IBM Quantum services* [52], which are necessary to play the game.

IV. VARIANTS OF THE *MORRA* GAME WITH ZERO ALLOWED

Some variants of the *Morra* game allow players to use the number zero, which can be mimicked by simply leaving the hand closed. These variants change both the total number of extractable numbers, which goes from 5 to 6, and the sum that players can suppose, which goes from a range between 2 and 10 to one between 0 and 10. The second point does not affect the adder circuit, whereas the first requires creating a new *number generator circuit*, which will be discussed next.

A. Six-Value Equiprobable Number Generator Circuit

There are different ways to create a circuit capable of extracting a number between 0 and 5 with the same probability. Fig. 7 shows one that bears a strong resemblance to the one shown in Fig. 3. In fact, it was obtained by starting with it and making the following substitutions.

- 1) One of the *Hadamard* gates has been replaced with an *RX* gate, which rotates the qubit q_0 by $\pi/2$.
- 2) The *RY* gate has been replaced with an *RX* gate, which rotates the qubit q_2 by $\pi/1.4187762$ radians.

In the previous *number generator circuit*, the first *Hadamard* gate acts on the qubit q_0 to put it in equal superposition and activate the *Toffoli* gate if the qubit q_2 is also equal to 1. The second *Hadamard* gate then returns the value of the qubit q_0 to 0 with a probability of 100%. In the novel circuit, however, the use of a single *Hadamard* gate followed by an *RX* gate does not remove the superposition state of the qubit q_0 and this creates an additional state, which is exactly what was wanted to achieve. As with the previous circuit, the exact *RX* gate rotation was found with a brute-force approach to obtain a probability of 16.66667% for each output state.

B. Results

Like the previous *number generator circuit*, this one was also run for 16 384 shots on the *IBM QASM* simulator with and without the noise model of *IBM Quito*. The calibration matrix was calculated to mitigate the unwanted effects due to noise and improve the results. They can be seen and compared in Fig. 8.

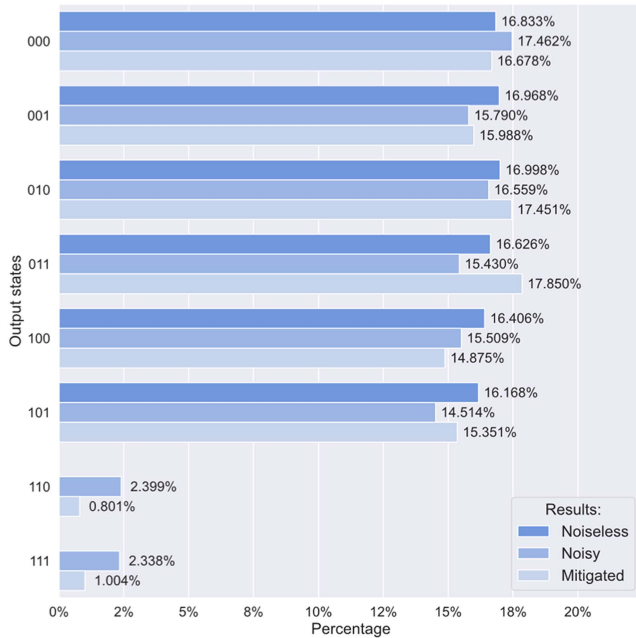


Fig. 8. Comparison of the results obtained by running the *six-value number generator circuit* for 16 384 shots first on the flat IBM QASM simulator (*Noiseless*) and then applying to it the noise model of IBM Quito (*Noisy*), a real quantum computer. These last measurements were then further refined through calibration techniques (*Mitigated*) to remove, as far as possible, the unwanted states.

C. Final Circuit

The final circuit was obtained similarly as previously discussed for the *Morra* game. Also for this variant, the full Python code is provided in the Supplementary Material.

V. ODDS AND EVENS

Odds and Evens is a known variant of the *Morra* game. It was known both by the Greeks with the term “*artiazein*” and by the Romans with the term “*ludere par impar*” [53], [54]. A late medieval reference, dated around 1300 C.E., has been found in Hugh von Trimberg’s “*Der Renner*” [55]. Nowadays, it continues to be played mostly by children in different parts of the world. It is known by several names, including “bucking up,” “choosies,” and “pick.”

A. Rules

Odds and Evens rules are simpler than those of the *Morra* game. At the beginning of the game, the two players decide by the mutual agreement who will be awarded points for the odd numbers and, consequently, for the even ones. Using a synchronization mechanism based on shouted words such as “One, two, three, shoot!” or similar, both players quickly and simultaneously mimic two numbers between 0 and 5 or 1 and 5 depending on whether zero is allowed or not. If the sum of the two mimicked numbers is odd, one point will be awarded to the odd player, and vice versa. Players can choose to end the game after only one round, the best of three rounds, or after several rounds.

```

QUANTUM ODDS AND EVENS
Welcome to the Quantum Odds And Evens game!
The game will end once 3 rounds have been reached

Please enter 5 if you want to play with 5 numbers (vanilla version)
or 6 if you to play with 6 numbers (allowing zero variant): 5
Please enter 0 to assign you the even numbers or 1 to assign you the odd numbers: 1

ROUND 1
Digit the hand mimicked number: 3
Calculation of the Quantum Player number...
Job Status: job has successfully run
QUANTUM PLAYER NUMBER: 5
Calculation of the sum of the previously drawn numbers...
Job Status: job has successfully run
ADDITION: 8

The number is EVEN!
Quantum Player scores one point!

ROUND 2
Digit the hand mimicked number: |
    
```

Fig. 9. Screenshot of the Quantum Odds and Evens game implementation. At the start of the game, it allows the user to choose whether to allow zero or not.

B. Implementation

The implementation of this variant of the *Morra* game does not require any additional circuits compared to those seen previously. The quantum random player can be implemented using either the *five-value* or the *six-value number generator circuits*. Then, the values chosen by the actual player and the quantum random player can be added using the *quantum adder* described above. Finally, parity can be verified by simply checking the least significant bit of the sum: If it is equal to 0, the number is even, whereas if it is equal to 1, the number is odd. An image of the final game, which performs these exact steps, is shown in Fig. 9. Also for Odds and Evens, the full Python code is provided the Supplementary Material.

VI. CONCLUSION

This article discussed the implementation of a quantum random player to solve the *Morra* game and some of its variants in quantum computing. For the implementation of the classic *Morra* game and the variant with the zero allowed, such a player relies respectively on the use of a *five-value* or a *six-value number generator circuit*, needed to generate the base number and an additional number used for the calculation of the presumed sum, as well as an *adder* that performs this operation. On the other hand, for the Odds and Evens game, a single *five-value* or *six-value number generator circuit* and *quantum adder* are sufficient. The code of the classic version of the *Morra* and the variants presented therein is provided the Supplementary Material. In this way, everyone can try the game with a minimum setting of the Python environment. In the future, the authors want to further their research into the possibility of adapting other games to the world of quantum computing.

REFERENCES

- [1] G. Ebers, *Egypt: Descriptive, Historical, and Picturesque*. London, U.K.: Cassell & Co., 1878.

- [2] E. Falkener, *Games Ancient and Oriental, and How to Play Them: Being the Games of the Greek, the Ludus Latrunculorum of the Romans and the Oriental Games of Chess, Draughts, Backgammon and Magic Squares*. London, U.K.: Longmans, Green & Co., 1892.
- [3] P. F. Perdrizet, "The game of Morra," *J. Hellenic Stud.*, vol. 18, pp. 129–132, 1898, doi: [10.2307/623718](https://doi.org/10.2307/623718).
- [4] C. T. Lewis and C. Short, "Mico" Definition in "A Latin Dictionary." Oxford, U.K.: Clarendon Press, 1879.
- [5] M. T. Cicero, *de Officiis*. With an English Translation by Walter Miller. London, U.K.: William Heinemann, 1913.
- [6] H. U. Vogel and G. N. Dux, *Concepts of Nature: A Chinese-European Cross-Cultural Perspective*. Leiden, The Netherlands: Brill, 2010, doi: [10.1163/ej.9789004185265.i-566.138](https://doi.org/10.1163/ej.9789004185265.i-566.138).
- [7] "huá quán," English Translation, Yabla, Chinese English Pinyin Dictionary. [Online]. Available: <https://chinese.yabla.com/chinese-english-pinyin-dictionary.php?define=%E5%88%92%E6%8B%B3+>
- [8] "cǎi quán," English Translation, Yabla, Chinese English Pinyin Dictionary. [Online]. Available: <https://chinese.yabla.com/chinese-english-pinyin-dictionary.php?define=%E7%8C%9C%E6%8B%B3+>
- [9] "mǔ zhàn," English Translation, Yabla, Chinese English Pinyin Dictionary. [Online]. Available: <https://chinese.yabla.com/chinese-english-pinyin-dictionary.php?define=%E6%8B%87%E6%88%98+>
- [10] X. Zhaozhe, *Fivefold Miscellany (Wuzazu)*. Voivodeship, Poland: Wuzazu, 1608, pp. 500–501.
- [11] F. Delogu, M. Barnewold, C. Meloni, E. Toffalini, A. Zizi, and R. Fanari, "The Morra game as a naturalistic test bed for investigating automatic and voluntary processes in random sequence generation," *Front. Psychol.*, vol. 11, 2020, Art. no. 551126, doi: [10.3389/fpsyg.2020.551126](https://doi.org/10.3389/fpsyg.2020.551126).
- [12] "SaMurra game," Davide Onida. [Online]. Available: <http://samurra.it/>
- [13] AGI Editorial Staff, "Nessuno batte i sardi a morra, nemmeno un robot," AGI—Agenzia Giornalistica Italia, Rome, Italy, Jul. 2021. [Online]. Available: <https://www.agi.it/cronaca/news/2021-07-25/sardegna-robot-perde-contro-umani-gioco-morra-13377028/>
- [14] IBM, "What is quantum computing?," IBM. [Online]. Available: <https://www.ibm.com/quantum-computing/what-is-quantum-computing/>
- [15] D. Frauchiger, R. Renner, and M. Troyer, "True randomness from realistic quantum devices," 2013, *arXiv:1311.4547v1*.
- [16] M. Gordon and G. Gordon, "Quantum computer games: Quantum minesweeper," *Phys. Educ.*, vol. 45, no. 4, 2010, Art. no. 372, doi: [10.1088/0031-9120/45/4/008](https://doi.org/10.1088/0031-9120/45/4/008).
- [17] L. Piispanen, M. Pfaffhauser, A. Kultima, and J. R. Wootton, "Defining quantum games," 2019, *arXiv: 2206.00089*.
- [18] J. Wootton, "Introducing the world's first game for a quantum computer," Medium, 2017. [Online]. Available: <https://decodoku.medium.com/introducing-the-worlds-first-game-for-a-quantum-computer-50640e3c22e4>
- [19] J. Wootton, "Quantum Battleships: The first game for a quantum computer," Medium, 2017. [Online]. Available: <https://decodoku.medium.com/quantum-battleships-the-first-multiplayer-game-for-a-quantum-computer-e4d600ccb3f3>
- [20] S. G. Akl, "On the importance of being quantum," *Parallel Process. Lett.*, vol. 20, no. 3, pp. 275–286, 2010, doi: [10.1142/S0129626410000223](https://doi.org/10.1142/S0129626410000223).
- [21] C. Cantwell, "Quantum chess: Developing a mathematical framework and design methodology for creating quantum games," 2019, *arXiv: 1906.05836*.
- [22] A. Anand, B. K. Behera, and P. K. Panigrahi, "Solving Diner's dilemma game, circuit implementation and verification on the IBM quantum simulator," *Quantum Inf. Process.*, vol. 19, 2020, Art. no. 186, doi: [10.1007/s11128-020-02687-5](https://doi.org/10.1007/s11128-020-02687-5).
- [23] K. Becker, "Flying Unicorn: Developing a game for a quantum computer," 2019, *arXiv:1910.08238*.
- [24] A. Ranchin, "Quantum go," 2016, *arXiv: 1603.04751*.
- [25] L. Qiao et al., "Quantum go machine," 2020, *arXiv:2007.12186*.
- [26] C.-F. Li, Y.-S. Zhang, Y.-F. Huang, and G.-C. Guo, "Quantum strategies of quantum measurements," *Phys. Lett. A*, vol. 280, no. 5/6, pp. 257–260, 2001, doi: [10.1016/S0375-9601\(01\)00072-X](https://doi.org/10.1016/S0375-9601(01)00072-X).
- [27] A. P. Flitney and D. Abbott, "Quantum version of the Monty Hall problem," *Phys. Rev. A*, vol. 65, 2002, Art. no. 6, doi: [10.1103/PhysRevA.65.062318](https://doi.org/10.1103/PhysRevA.65.062318).
- [28] L. F. Quezada and S.-H. Dong, "Quantum version of a generalized Monty Hall game and its possible applications to quantum secure communications," *Annalen der Physik*, vol. 533, no. 1, 2020, Art. no. 2000427, doi: [10.1002/andp.202000427](https://doi.org/10.1002/andp.202000427).
- [29] F. G. Fuchs, V. Falch, and C. Johnsen, "Quantum Poker—A game for quantum computers suitable for benchmarking error mitigation techniques on NISQ devices," *Eur. Phys. J.—Plus*, vol. 135, 2020, Art. no. 353, doi: [10.1140/epj/s13360-020-00360-5](https://doi.org/10.1140/epj/s13360-020-00360-5).
- [30] A. Pal, S. Chandra, V. Mongia, B. K. Behera, and P. K. Panigrahi, "Solving Sudoku game using a hybrid classical-quantum algorithm," *Premier League*, vol. 128, no. 4, 2019, Art. no. 2546, doi: [10.1209/0295-5075/128/40007](https://doi.org/10.1209/0295-5075/128/40007).
- [31] T. Glasgow, H. Hilton, R. Brantley, and O. Levy, "Quantum tetris," 2020. [Online]. Available: <https://github.com/dartmouth-cs98/Quantum-Tetris>
- [32] W. Xiao, E. Lari, B. Ho, S. Parekh, and O. Brückner, "Quantum tetris," 2021. [Online]. Available: <https://olivierbrcknr.github.io/quantum-tetris/>
- [33] A. Goff, D. Lehmann, and J. Siegel, "Quantum tic-tac-toe, spooky-coins & magic-envelopes, as metaphors for relativistic quantum physics," in *Proc. 38th AIAA/ASME/SAE/ASEE Joint Propulsion Conf. Exhibit*, 2002, pp. 1–20.
- [34] J. N. Leaw and S. A. Cheong, "Strategic insights from playing the quantum tic-tac-toe," *J. Phys. A, Math. Theor.*, vol. 43, no. 45, 2010, Art. no. 455304, doi: [10.1088/1751-8113/43/45/455304](https://doi.org/10.1088/1751-8113/43/45/455304).
- [35] Azure Quantum Documentation, "The qubit in quantum computing," Microsoft, Dec. 28, 2022. [Online]. Available: <https://docs.microsoft.com/en-us/azure/quantum/concepts-the-qubit>
- [36] Azure Quantum Documentation, "Dirac notation," Microsoft. [Online]. Available: <https://docs.microsoft.com/en-us/azure/quantum/concepts-dirac-notation>
- [37] F. Bloch, "Nuclear induction," *Phys. Rev.*, vol. 70, no. 7/8, pp. 460–474, Oct. 1946, doi: [10.1103/physrev.70.460](https://doi.org/10.1103/physrev.70.460).
- [38] F. T. Arecchi, E. Courtens, R. Gilmore, and H. Thomas, "Atomic coherent states in quantum optics," *Phys. Rev. A*, vol. 6, no. 6, pp. 2211–2237, Dec. 1972, doi: [10.1103/PhysRevA.6.2211](https://doi.org/10.1103/PhysRevA.6.2211).
- [39] IBM, "Operations glossary," IBM. [Online]. Available: https://quantum-computing.ibm.com/composer/docs/ixq/operations_glossary
- [40] IBM, "IBM quantum composer," IBM. [Online]. Available: <https://quantum-computing.ibm.com/composer/>
- [41] D-Wave, "Welcome to D-Wave: D-Wave's quantum computer systems," D-Wave. [Online]. Available: https://docs.dwavesys.com/docs/latest/c_gs_1.html#d-wave-s-quantum-computer-systems
- [42] V. Vedral, A. Barenco, and A. Ekert, "Quantum networks for elementary arithmetic operations," *Phys. Rev. A*, vol. 54, no. 1, Jul. 1996, Art. no. 147, doi: [10.1103/PhysRevA.54.147](https://doi.org/10.1103/PhysRevA.54.147).
- [43] S. A. Cuccaro, T. G. Draper, S. A. Kutin, and D. P. Moulton, "A new quantum ripple-carry addition circuit," 2004, *arXiv:quant-ph/0410184*.
- [44] F. Wang, M. Luo, H. Li, Z. Qu, and X. Wang, "Improved quantum ripple-carry addition circuit," *Sci. China Inf. Sci.*, vol. 59, 2016, Art. no. 042406, doi: [10.1007/s11432-015-5411-x](https://doi.org/10.1007/s11432-015-5411-x).
- [45] P. Gossett, "Quantum carry-save arithmetic," 1998, *arXiv:quant-ph/9808061*.
- [46] T. G. Draper, S. A. Kutin, E. M. Rains, and K. M. Svore, "A logarithmic-depth quantum carry-lookahead adder," *Quantum Inf. Computation*, vol. 6, no. 4, pp. 351–369, 2006.
- [47] A. Trisetarso and R. Van Meter, "Circuit design for a measurement-based quantum carry-lookahead adder," *Int. J. Quantum Inf.*, vol. 8, no. 5, pp. 843–867, 2010, doi: [10.1142/S0219749910006496](https://doi.org/10.1142/S0219749910006496).
- [48] H. Thapliyal, E. Muñoz-Coreas, and V. Khalus, "Quantum circuit designs of carry lookahead adder optimized for T-count T-depth and qubits," *Sustain. Comput., Inform. Syst.*, vol. 29, no. Part B, 2021, Art. no. 100457, doi: [10.1016/j.suscom.2020.100457](https://doi.org/10.1016/j.suscom.2020.100457).
- [49] M. S. Anis et al., "Qiskit: An open-source framework for quantum computing," IBM, 2021. [Online]. Available: <https://qiskit.org/>
- [50] P. W. Shor, "Quantum computing," *Documenta Mathematica Extra Volume ICM*, vol. 1, pp. 467–486, 1998.
- [51] M. Chiani and L. Valentini, "Short codes for quantum channels with one prevalent Pauli error type," *IEEE J. Sel. Areas Inf. Theory*, vol. 1, no. 2, pp. 480–486, Aug. 2020, doi: [10.1109/JSAIT.2020.3012827](https://doi.org/10.1109/JSAIT.2020.3012827).
- [52] IBM, "IBM quantum," IBM. [Online]. Available: <https://quantum-computing.ibm.com/>
- [53] L. Lippi, *Malmantile Racquistato*. Florence, Italy: S.A.S Alla Condotta, 1688.
- [54] W. Smith, W. Wayte, and G. E. Marindin, *A Dictionary of Greek and Roman Antiquities*. London, U.K.: John Murray, 1890.
- [55] H. Von Trimberg, *Der Renner*, G. Ehrismann Ed., Stuttgart, Germany: Litterarischer Verein, 1908.



Antonio Costantino Marceddu (Graduate Student Member, IEEE) received the B.Sc. and M.Sc. degrees in computer engineering in 2015 and 2019, respectively, from Politecnico di Torino, Turin, Italy, where he is currently working toward the Ph.D. degree in computer engineering under the supervision of Prof. Bartolomeo Montrucchio.

He was a Research Assistant with Politecnico di Torino. His research interests include machine learning, computer vision, computer graphics, and quantum computing.



Bartolomeo Montrucchio (Senior Member, IEEE) received the M.Sc. degree in electronic engineering and the Ph.D. degree in computer engineering from Politecnico di Torino, Turin, Italy, in 1998 and 2002, respectively.

He is currently a Full Professor of Computer Engineering with the Dipartimento di Automatica e Informatica, Politecnico di Torino. His current research interests include image analysis and synthesis techniques, scientific visualization, sensor networks, radio frequency identification, and quantum computing.

Open Access provided by 'Politecnico di Torino' within the CRUI CARE Agreement