

Diagnostics of electrocatalytic systems by electrochemical impedance spectroscopy

*Original*

Diagnostics of electrocatalytic systems by electrochemical impedance spectroscopy / Sanginario, Alessandro; Hernández, Simelys. - In: CURRENT OPINION IN GREEN AND SUSTAINABLE CHEMISTRY. - ISSN 2452-2236. - ELETTRONICO. - 39:(2023). [10.1016/j.cogsc.2022.100727]

*Availability:*

This version is available at: 11583/2991700 since: 2024-10-08T09:27:51Z

*Publisher:*

Elsevier

*Published*

DOI:10.1016/j.cogsc.2022.100727

*Terms of use:*

This article is made available under terms and conditions as specified in the corresponding bibliographic description in the repository

*Publisher copyright*

Elsevier postprint/Author's Accepted Manuscript

© 2023. This manuscript version is made available under the CC-BY-NC-ND 4.0 license  
<http://creativecommons.org/licenses/by-nc-nd/4.0/>. The final authenticated version is available online at:  
<http://dx.doi.org/10.1016/j.cogsc.2022.100727>

(Article begins on next page)

# In situ diagnostics of electrocatalytic systems by electrochemical impedance spectroscopy

Alessandro Sanginario <sup>a</sup>, Simelys Hernández <sup>b</sup>

<sup>a</sup> Department of Electronics and Telecommunications (DET), Politecnico di Torino, C.so Duca Degli Abruzzi, 24, 10129 Turin, Italy, [alessandro.sanginario@polito.it](mailto:alessandro.sanginario@polito.it)

<sup>b</sup> CREST Group, Department of Applied Science and Technology (DISAT), Politecnico di Torino, C.so Duca Degli Abruzzi, 24, 10129 Turin, Italy, [simelys.hernandez@polito.it](mailto:simelys.hernandez@polito.it)

## 1 Abstract

2 The demand for new electrochemical reaction technologies and related engineering aspects is rising due to the current  
3 transition to green technologies and to use of renewable electricity sources. In this context, research of new  
4 electrocatalytic pathways to improve processes efficiency and reduce their costs is essential. Electrochemical  
5 characterizations are usually employed in the study of new electrocatalysts and electrochemical systems. Among them,  
6 electrochemical impedance spectroscopy (EIS) is nowadays highly exploited to investigate charges transport and  
7 transfer phenomena. Nevertheless, EIS can be used for other purposes as well.

8 This review will focus on the use of the EIS technique as a diagnostic tool in the electrocatalysis field. Surprisingly,  
9 among the numerous electrochemical reactions, the areas in which EIS is employed as a monitoring tool are very few.

10 The most important are the ones with a high technological maturity level and, therefore, that are already employed in  
11 the industry or for commercial applications: e.g., batteries, fuel cells and biosensors. Devices belonging to these groups  
12 need to control their working conditions with fast and reliable methods, even at the cost of losing a small amount of  
13 precision degree. In this perspective, EIS is often used in combination with machine learning algorithms to develop  
14 easy-to-use diagnostic devices that aim to a rapid indication of the system status rather than a precise understanding  
15 of all the underlying processes.

16

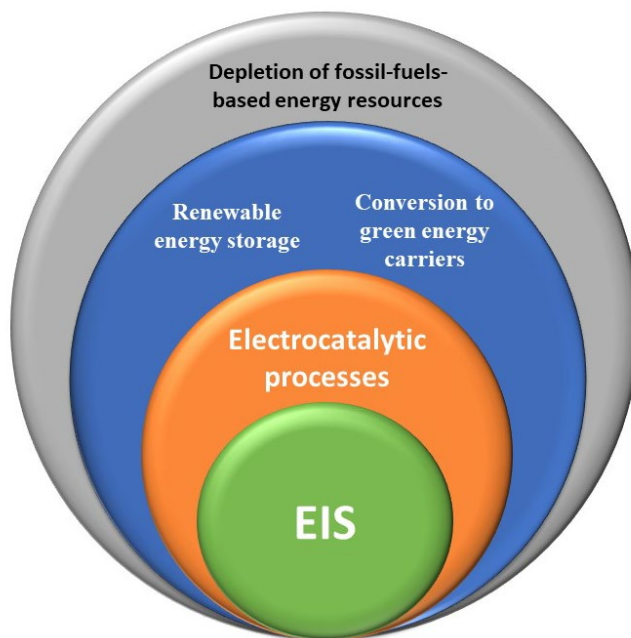
17 **Keywords**

18 Electrochemical Impedance Spectroscopy, electrocatalysis, diagnostic tool, electrochemical cell, machine learning

19

20 **Introduction**

21 With quickly expanding energy consumption and power demand, the depletion of fossil-fuels-based energy resources,  
22 together with the collateral environmental pollution derived from their employment, are two critical challenges for  
23 human society [1]. In this scenario, renewable energy storage and conversion to green energy carriers have attracted  
24 tremendous interest. Electrocatalytic processes, often exploited in these research branches, have been widely  
25 considered one of the most promising technologies that can bring answers to both the energy and environmental crisis  
26 [2].



27

28 Figure 1: EIS position in green chemistry electrocatalysis landscape. EIS is nowadays a fundamental tool used to fully understand  
29 electrocatalytic processes, exploited in renewable energy storage and conversion to green energy carriers, studied to answer to  
30 depletion of fossil-fuels-based energy resources.

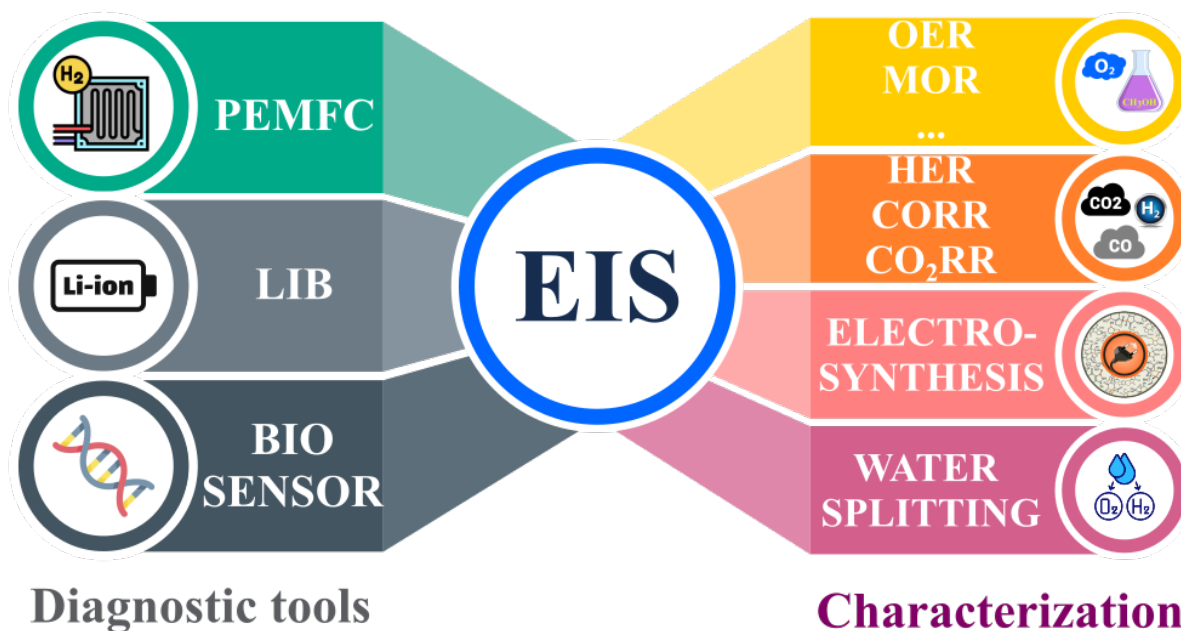
31

32 Electrocatalysis can be defined as a heterogeneous catalytic process happening on an electrode surface thanks to the  
33 introduction of an active material that facilitates the conversion between electrical and chemical energy. It provides  
34 new reaction pathways, which occur at the electrode-electrolyte interface, under the same potential or electric field  
35 without interfering with the electron transport rate. Therefore, the final goal of electrocatalysis is to increase the  
36 reaction rate or, in other words, the produced electrical current, via the decrease of activation energy of the target  
37 reaction [3]. Electrocatalytic reactions gained increasing interest in the past years, especially for energy conversion  
38 pathways, including oxidation processes such as oxygen evolution reaction (OER) [4] and methanol oxidation reaction  
39 (MOR) [5], as well as reduction processes like hydrogen evolution reaction (HER) [6], oxygen reduction reaction  
40 (ORR) [7], CO<sub>2</sub> reduction reaction (CO<sub>2</sub>RR) [8], CO reduction reaction (CORR) [9] and, since very recently, nitrogen  
41 reduction reaction (N<sub>2</sub>RR) [10]. Despite the intense research level, a deep understanding and demonstration of most  
42 of the electrocatalytic reaction mechanisms of the previously listed reactions are challenging, with still unknown  
43 pathways, which impedes a rational design and optimization of new electrocatalysts materials. The classical  
44 electrochemical techniques might not always be sufficient to determine electrode-electrolyte interface structure, the  
45 reaction intermediates, and the ultrafast reaction process involved, which is where electrochemical impedance  
46 spectroscopy (EIS) can play (Figure 1) a major role [11].

47 EIS is a versatile, well-established, and powerful tool for investigating the mechanisms of electrocatalytic reactions  
48 via the study of charge transfer and transport processes [12]. The impedance function of the studied system is generally  
49 analyzed by fitting it to an equivalent electrical circuit model (ECM) consisting of common electrical elements [13].  
50 To be meaningful, the elements in the model should be a real representation of the physical electrochemical  
51 phenomena happening in the system [14].

52 Nowadays, EIS is omnipresent, often combined with cyclic voltammetry (CV), to characterize new electrocatalysts  
53 and electrochemical devices (see Figure 2). However, the last few years have witnessed an alternative and different  
54 use, that is, as a diagnostic tool. In fact, EIS is becoming a suitable technique to exploit during an electrochemical  
55 device's online operation. It can give insights into the actual working condition and, in some cases, into possible future  
56 device issues. This short review will cover the three main R&D fields where EIS technique has been exploited as a  
57 diagnostic tool, i.e., identifying the nature of an issue by examining the EIS spectra.

58 It is not a surprise that the fields of interest that will be discussed are those close to the market. In market-oriented  
59 applications, there is a need for quick and reliable answers to any issues happening in the electrochemical system,  
60 rather than a deep understanding of the involved chemistry. On the other hand, it could be unusual to see biosensors  
61 listed in the electrocatalytic-based application, but this will be clarified in its appropriate section.



62

63

Figure 2. Schematic diagram of the most common EIS uses in electrocatalytic processes.

64

### 65 EIS basis

66 EIS principles and background have extensively been discussed in valuable books [15], reviews [13, 14], and tutorials  
67 [15, 16]; therefore, this section will rather provide the reader with a very brief description of the key concepts.

68 Electrochemical impedance is usually measured by applying a small sinusoidal alternated current (AC, from less than  
69 1 mHz to more than 1 MHz of frequency) to an electrochemical cell at a fixed applied potential and then measuring  
70 the resulting AC signal response through the cell. Through some mathematical transformations, it is possible to obtain  
71 an impedance value (expressed in terms of a magnitude,  $Z_0$ , and a phase shift,  $\Phi$ ) of the cell per each frequency. The  
72 most common way to represent it is the so-called "Nyquist Plot", in which the real part ( $Z_{real}$ ) is plotted on the X-axis  
73 and the imaginary part ( $Z_{imag}$ ) is plotted on the Y-axis. The impedance function of the studied system is generally

74 analyzed by fitting it to an equivalent electrical circuit model consisting of common electrical elements such as  
75 resistors, capacitors, inductances and other specific circuit elements [20].

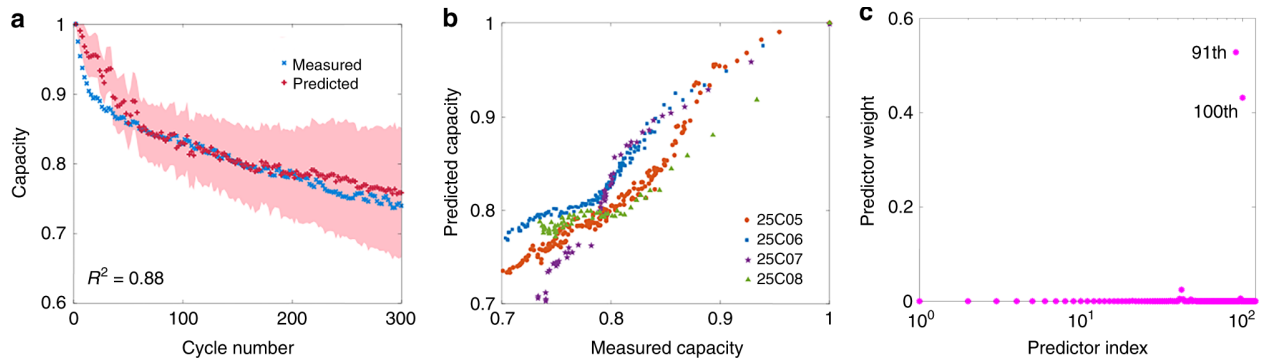
76 Analyzing impedance evolution over frequency span makes it possible to obtain an in situ and simple diagnostics  
77 system that works under operative conditions. It is also possible to differentiate among the different components of  
78 the electrochemical cell, such as cathode, anode, membrane, electrolyte, etc.

79 Moreover, systematically varying process parameters (applied potential or current, temperature, pressure, presence of  
80 light, electrolyte concentration, etc.) or internal components (electrodes materials, kind of electrolyte, catalyst,  
81 membrane, etc.) and examining the resulting impedance trend, useful insight on how such variables affect the system  
82 can be acquired. In other words, once every dependency is known, monitoring the impedance at a carefully chosen  
83 frequency makes it possible to monitor the system status and, subsequently, implement corrective actions (e.g. by  
84 varying operation conditions) to maintain the cell performance.

85

## 86 **Lithium-Ion Batteries**

87 Among all electrocatalytic process applications, lithium-ion batteries (LIB) currently have a high impact on everyone's  
88 life. Accurate prediction of battery state of health (SoH), state of charge (SoC), and remaining useful life (RUL) is  
89 crucial to avoid unexpected capacity fade or to inform the user whether a battery should be replaced or not [21]. Such  
90 checks must be done in situ and periodically while batteries are running to understand the actual condition and forecast  
91 the remaining power. In this perspective, EIS became the key technique to evaluate the above-mentioned figures of  
92 merit [18, 19, 20, 25]. Due to their self-learning abilities, data-driven methods are the most recent and promising ways  
93 to analyze the multiple and complex information accompanied by EIS data. Zhang et al. [26] proposed to use neural  
94 networks to exploit EIS for the battery SOH estimation. In their work, they combined real-time EIS data with Gaussian  
95 process machine learning. By training the algorithm with thousands of EIS spectra of different batteries under different  
96 conditions, finally, the model was able to predict the SoH and the RUL with very good accuracy (Figure 3) from a  
97 single impedance measurement.



98

99 Figure 3. a) Estimated (red curve) and measured (blue curve) capacity as a function of cycle number for the 25C05 cell. The  
 100 coefficient of determination ( $R^2$ ) of this model is shown on the left bottom. b) The measured capacity against the estimated  
 101 capacity of all four testing cells cycled at 25 °C. The capacity is normalized against the starting capacity in each case. c) ARD  
 102 shows that the impedance at low frequency is most correlated with degradation. The pink points correspond to the 120  
 103 frequencies in the range of 0.02 Hz–20 kHz. The GPR model assigns the largest weights to the 91st and 100th features,  
 104 corresponding to 17.80 and 2.16 Hz, respectively. The less relevant features have weights close to zero. Reproduced from [26].

105

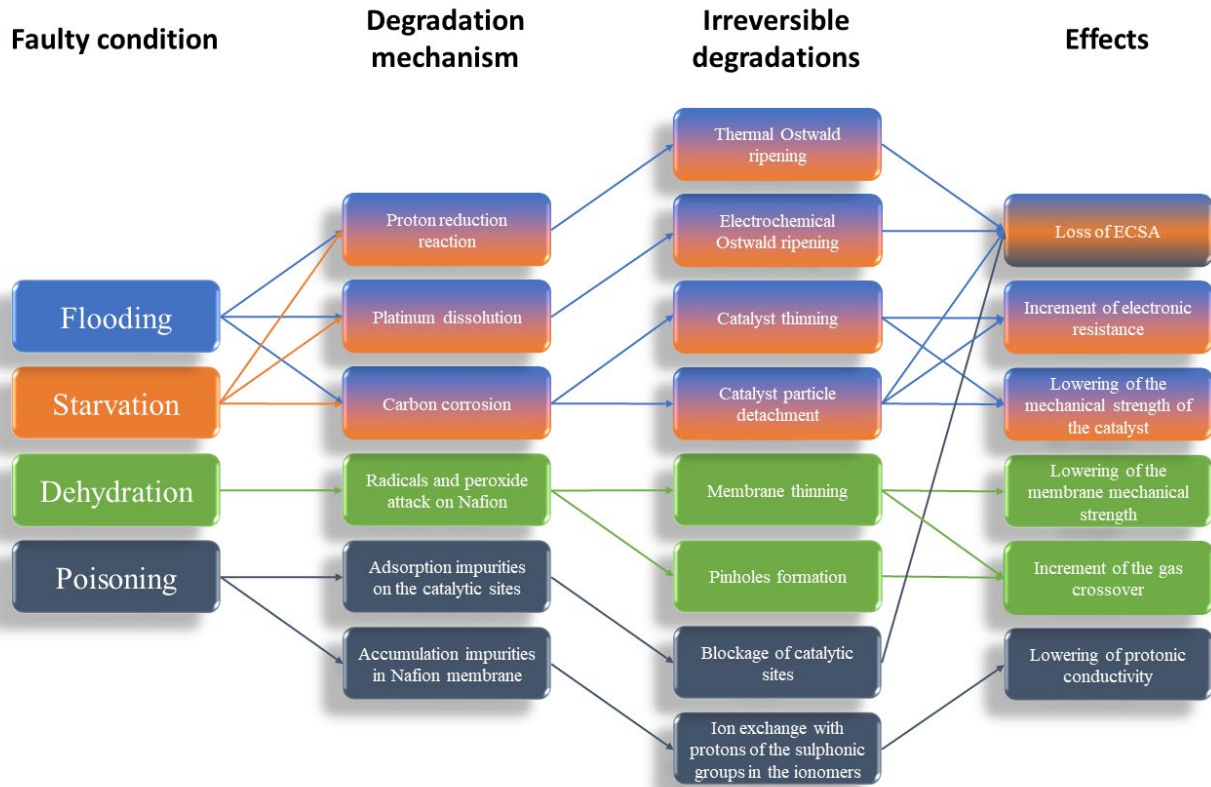
106 Babaeiyazdi et al. [27] also used a machine learning (ML) approach in the form of a linear regression (LR) and a  
 107 Gaussian process regression (GPR) algorithm. The two models were trained only with selected features of different  
 108 datasets at various temperatures and different SoCs. The predictions over the test set indicated an error of less than  
 109 3.8% for the GPR model in the evaluation of the SoC.

110 Many other works are going towards machine learning due to the intrinsic characteristics of EIS spectra being too  
 111 sensitive to the test conditions. This issue can be avoided by using a data-driven approach [7, 28].

## 112 Fuel Cells

113 If we consider LIBs the present, for sure, fuel cells (FCs), in their different declinations [30], are the future. They  
 114 provide a clean, efficient, and probably the most flexible chemical-to-electrical energy conversion technology [31].

115 Figure 4 shows the most recurrent faulty conditions that lead to different irreversible consequences. It gives a clear  
 116 view of the complexity of the many processes interacting in parallel in a proton exchange membrane (PEM) fuel cell.



117

118 Figure 4. Schematic relations between faulty conditions, degradation mechanisms, irreversible degradation, and their effect.

119

Reproduced from [32].

120 The possible source of problems and their related consequences are so variegated that, even in this case, EIS is very  
 121 useful during their operational phase. In fact, EIS can differentiate the various contributions giving useful hints of  
 122 where hides the issue [26, 27, 28]. Halvorsen et al. [35] implemented a new algorithm that indicates the state of aging  
 123 of a PEMFC by checking the low-frequency intercept with the real axis of the Nyquist diagram in a fuel cell's  
 124 impedance spectrum. Although it was only simulated and not yet tested in a real environment, the proposed solution  
 125 is claimed to be effective and simple enough to be integrated into commercial devices for online monitoring.

126 On the other hand, Najafi et al. [36] focused their work on defining the best EIS frequency range for their fault  
 127 recognition sequence. Yan et a. [37] made one step further in developing an active control strategy that integrates  
 128 actions to recover from the detected faulty condition. Moreover, neural networks or, more in general, machine learning  
 129 solutions that exploit EIS spectra have also been developed for PEMFCs to detect cells' conditions [32, 33, 34, 40].

130

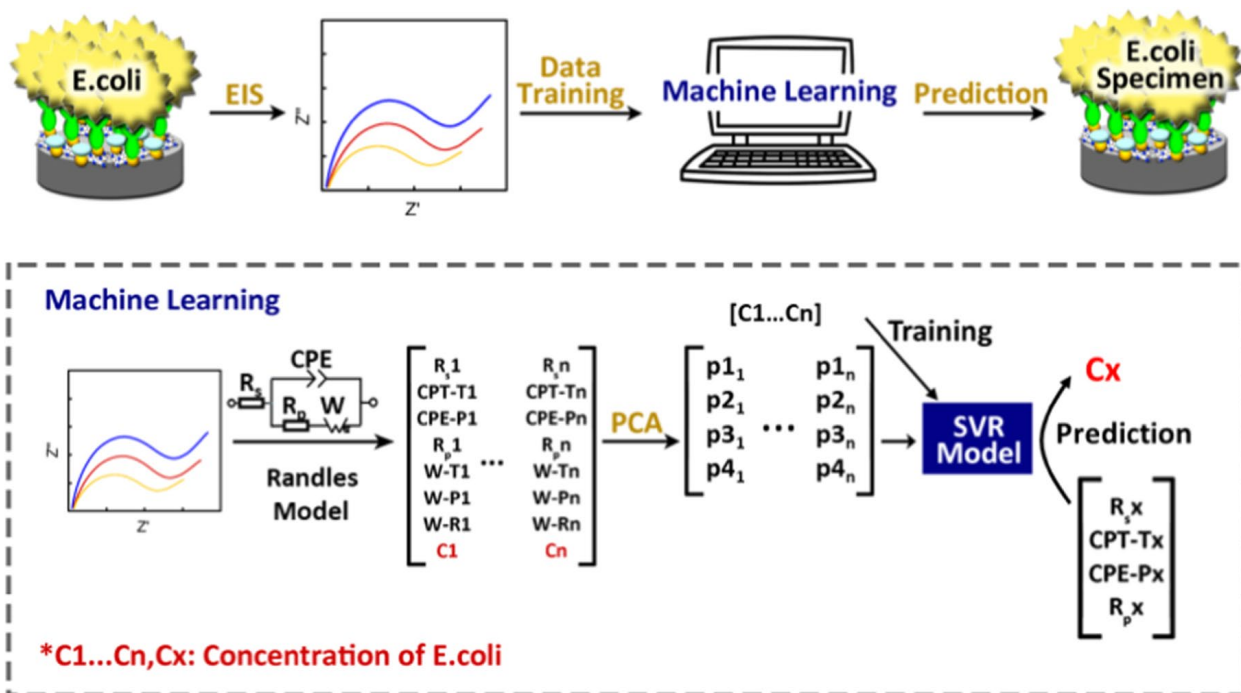


131 **Biosensors**

132 A special category of electrocatalytic processes concerns the biosensors field [42]. In fact, electrocatalytic signal  
133 amplification has become an essential aid in biology [43]. The speed of electrons transfer on the electrodes can affect  
134 the biological transducer response time and accuracy. For this reason, different materials are used as a mediator to  
135 improve the response of the electrochemical sensor by their electrocatalytic effect and to facilitate electron transfer  
136 [44][45][46].

137 Among all the several detection techniques for biosensors, EIS is emerging for its already cited features  
138 [47][48][49][50]. Recently, Li and his co-workers [51] presented a paper-based EIS biosensor with improved  
139 sensitivity employing zinc oxide nanowires (ZnO NWs) and iron-based electron mediators [51]. The conceived system  
140 was able to detect a concentration of  $0.4 \text{ pg ml}^{-1}$  p24 antigen as a marker for human immunodeficiency virus (HIV).  
141 The paper-based ZnO-NW-enhanced EIS biosensor was also preliminarily tested for CR3022 antibody specific to the  
142 spike glycoprotein S1 of SARS-CoV-2 in human serum as a marker for COVID-19, showing the ability to detect four  
143 different concentrations. With the same principle of exploiting the electrocatalytic properties of nickel nanowire,  
144 Wang et al. [52] could detect Salmonella bacteria with a limit of detection of 80 CFU/ml. Also, in this area, machine  
145 learning, in conjunction with EIS, plays a major role. In the work of Xu and co-workers [45], a machine learning  
146 system was trained to use EIS spectra to detect *E.coli. as* summarized in Figure 5. The ML model correctly predicted  
147 all the *E.coli* concentrations used in the training data set and detected the other two bacteria concentrations accurately,  
148 never used to train the algorithm, showing its adaptability and reliability to dataset variations.

149



150

151 Figure 5. Schematic representation of the machine learning-based EIS biosensor system for *E.coli* detection. PCA: principle

152 component analysis; SVR: supporting vector regression. Reproduced from [53].

153

### 154 EIS data interpretation

155 One of the obstacles to the massive use of EIS for online and real-time data analysis is the complexity of spectra

156 analysis. A correct ECM requires an accurate knowledge of the different electrochemical processes contributing to

157 the overall cell impedance. An alternative tool for analyzing EIS data emerging in the last few years is called

158 distribution of relaxation times (DRT). DRT is a series of mathematical operations that allow finding the time

159 constants of the said unknown electrochemical processes, from which it is possible to extract useful information that

160 is not so discernible only by analyzing the EIS curve in the Nyquist plot [54, 55, 34]. Recently, several researchers

161 are applying the DRT method to diagnostic categories shown in Figure 2 to track their changes and to understand how

162 the behavior of the specific device evolves [56][57][58].

163

164

## 165 **Conclusion and future perspective**

166 The development of EIS over the past few decades has enabled a better understanding of most electrochemical systems  
167 operating in our modern devices. The flexibility of EIS and its potentiality to fetch in situ and online quantitative  
168 information from complicated electrochemical systems made it a crucial and complementary tool for electrochemists.  
169 Nonetheless, rigorous considerations of the choice of experimental conditions and pertinent mathematical models are  
170 necessary to accurately describe the physics phenomena and reaction mechanisms involved in the system. EIS is now  
171 used as a standard tool for electrochemical characterization, but it is emerging as a diagnostic technique in the latest  
172 years.

173 Building a fully automated and trusted diagnostic tool exploiting EIS is still challenging. Spectra taken on a broad  
174 frequency range give much useful information, but the analysis and interpretation of such a large quantity of data are  
175 often troublesome. First, circuit model fittings hinder or oversimplify the underlying physics and chemistry of  
176 electrocatalytic processes. Secondly, many electrocatalytic systems are still not properly understood, although many  
177 research works are already available in the literature.

178 The good news is that it is not necessary to fully understand all the underlying processes for many monitoring tasks,  
179 but it is enough to locate, with a fair approximation degree, to act as quickly as possible. This is especially true for  
180 electrochemical cells used for commercial products (electric vehicles, power generators, sensing devices, etc.).

181 EIS data interpretation will progress in two major directions. The first is the rapid automated interpretation of data,  
182 mostly for a qualitative assessment. This path is predominated by a data-driven approach such as neural networks  
183 [59], support vector regression [60], and fuzzy systems [61]. An automated evaluation will enable the use of EIS  
184 spectra for different electrochemical cells used in commercial products such as SoH of electric vehicle batteries or  
185 more reliable responses from biosensors. The second contemplates EIS analysis as a component of a wider toolbox  
186 used by electrochemists to extensively understand all reaction mechanisms in specific electrochemical cells for  
187 electrosynthesis processes that are still in an R&D phase and at a low Technology Readiness Level (TRL 3-5), such  
188 as MOR, OER, HER, ORR, CO<sub>2</sub>RR, CORR, N<sub>2</sub>RR [54, 55]. However, in the future, EIS-based diagnosis tools will  
189 also be developed as a strategy to monitor and maintain the stability, catalytic performance, and selectivity of those  
190 novel electrocatalytic systems. Indeed, these technologies are envisaged to substitute fossil-fuel-based approaches for

191 producing valuable chemicals and fuels from renewable resources and wastes in a circular economy approach. It is  
192 not a case that LIBs, PEMFCs, and Biosensors have a strong industrial dimension of the different applications in  
193 common. This will be, in our opinion, the leading characteristics that will consolidate the use of EIS to an alternative  
194 use other than as a characterization technique.

195

## 196 REFERENCES

197 Papers of particular interest, published within the period of review, have been highlighted as:

198 \* of special interest

199 \* \* of outstanding interest

200 [1] European Environment Agency, "<https://www.eea.europa.eu/>."

201 [2] J. Masa, C. Andronesco, W. Schuhmann, "Electrocatalysis as the Nexus for Sustainable Renewable Energy:  
202 The Gordian Knot of Activity, Stability, and Selectivity", doi: 10.1002/anie.202007672.

203 [3] Z. W. Chen, L. X. Chen, Z. Wen, Q. Jiang, "Understanding electrocatalysis by using density functional theory"  
204 *Physical Chemistry Chemical Physics*, vol. 21, no. 43. 2019. doi: 10.1039/c9cp04430b.

205 [4] C. Feng, M. B. Faheem, J. Fu, Y. Xiao, C. Li, Y. Li, "Fe-Based Electrocatalysts for Oxygen Evolution  
206 Reaction: Progress and Perspectives" *ACS Catalysis*, vol. 10, no. 7, 2020, doi: 10.1021/acscatal.9b05445.

207 [5] H. Tian, Y. Yu, Q. Wang, J. Li, P. Rao, R. Li, Y. Du, C. Jia, J. Luo, P. Deng, Y. Shen, X. Tian, "Recent  
208 advances in two-dimensional Pt based electrocatalysts for methanol oxidation reaction" *International Journal*  
209 *of Hydrogen Energy*. 2021. doi: 10.1016/j.ijhydene.2021.07.006.

210 [6] Z. Pu, I.S. Amiin, R. Cheng, P. Wang, C. Zhang, S. Mu, W. Zhao, F. Su, G. Zhang, S. Liao, S. Sun, "Single-  
211 Atom Catalysts for Electrochemical Hydrogen Evolution Reaction: Recent Advances and Future  
212 Perspectives" *Nano-Micro Letters*, vol. 12, no. 1. 2020. doi: 10.1007/s40820-019-0349-y.

213 [7] X. Tian, X. F. Lu, B. Y. Xia, X. W. (David) Lou, "Advanced Electrocatalysts for the Oxygen Reduction  
214 Reaction in Energy Conversion Technologies" *Joule*, vol. 4, no. 1. 2020. doi: 10.1016/j.joule.2019.12.014.

- 215 [8] S. Zhang, Q. Fan, R. Xia, T. J. Meyer, "CO<sub>2</sub> Reduction: From Homogeneous to Heterogeneous  
216 Electrocatalysis" 2020, doi: 10.1021/acs.accounts.9b00496.
- 217 [9] T. He, K. Reuter, A. Du, "Atomically dispersed asymmetric Cu-B pair on 2D carbon nitride synergistically  
218 boosts the conversion of CO into C<sub>2</sub> products" *Journal of Materials Chemistry A*, vol. 8, no. 2, 2020, doi:  
219 10.1039/c9ta12090d.
- 220 [10] D. Liu, M. Chen, X. Du, H. Ai, K.H. Lo, S. Wang, H. Pan, "Development of Electrocatalysts for Efficient  
221 Nitrogen Reduction Reaction under Ambient Condition" *Advanced Functional Materials*, vol. 31, no. 11.  
222 2021. doi: 10.1002/adfm.202008983.
- 223 [11] A. Lasia, "Impedance Spectroscopy Applied to the Study of Electrocatalytic Processes" *Encyclopedia of*  
224 *Interfacial Chemistry: Surface Science and Electrochemistry*, pp. 241–263, Jan. 2018, doi: 10.1016/B978-0-  
225 12-409547-2.13361-X.
- 226 [12] C. Gabrielli, "Once upon a time there was EIS" *Electrochimica Acta*, vol. 331, p. 135324, Jan. 2020, doi:  
227 10.1016/J.ELECTACTA.2019.135324.
- 228 [13] X.-Z. Yuan, C. Song, H. Wang, J. Zhang, "EIS Equivalent Circuits" *Electrochemical Impedance Spectroscopy*  
229 *in PEM Fuel Cells*, pp. 139–192, 2010, doi: 10.1007/978-1-84882-846-9\_4.
- 230 [14] Z. Lukács, T. Kristóf, "A generalized model of the equivalent circuits in the electrochemical impedance  
231 spectroscopy" *Electrochimica Acta*, vol. 363, 2020, doi: 10.1016/j.electacta.2020.137199.
- 232 [15] Mark E. Orazem, B. Tribollet, *Electrochemical {Impedance} {Spectroscopy}, 2nd {Edition} {textbar}*  
233 *{Wiley}*. 2017.
- 234 [16] "ELECTROCHEMICAL IMPEDANCE SPECTROSCOPY." [Online]. Available: <http://w.electrochem.org>
- 235 [17] F. Ciucci, "Modeling electrochemical impedance spectroscopy" *Current Opinion in Electrochemistry*, vol. 13,  
236 pp. 132–139, Feb. 2019, doi: 10.1016/J.COEELEC.2018.12.003.
- 237 [18] M. E. Orazem, Bernard Tribollet, "A tutorial on electrochemical impedance spectroscopy" vol. 6, p. 12, 2020,  
238 doi: 10.1007/s40828-020-0110-7.

239 [19\*] S. Wang, J. Zhang, O. Gharbi, V. Vivier, M. Gao, M. E. Orazem, "**Electrochemical impedance**  
240 **spectroscopy**" *Nature Reviews Methods Primers*, vol. 1, no. 1, pp. 1–21, 2021.

241 In-depth analysis of EIS with a strong theoretical background and some practical examples. It contains hints about  
242 the correct technique application and innovative data interpretations as well.

243 [20] F. Ciucci, "Modeling electrochemical impedance spectroscopy" *Current Opinion in Electrochemistry*, vol. 13,  
244 pp. 132–139, Feb. 2019, doi: 10.1016/J.COEELEC.2018.12.003.

245 [21] A. Basia, Z. Simeu-Abazi, E. Gascard, P. Zwolinski, "Review on State of Health estimation methodologies  
246 for lithium-ion batteries in the context of circular economy" *CIRP Journal of Manufacturing Science and*  
247 *Technology*, vol. 32, pp. 517–528, Jan. 2021, doi: 10.1016/J.CIRPJ.2021.02.004.

248 [22] P. Iurilli, C. Brivio, V. Wood, "On the use of electrochemical impedance spectroscopy to characterize and  
249 model the aging phenomena of lithium-ion batteries: a critical review" *Journal of Power Sources*, vol. 505, p.  
250 229860, Sep. 2021, doi: 10.1016/J.JPOWSOUR.2021.229860.

251 [23] H. Nara, T. Yokoshima, T. Osaka, "Technology of electrochemical impedance spectroscopy for an energy-  
252 sustainable society" *Current Opinion in Electrochemistry*, vol. 20, pp. 66–77, Apr. 2020, doi:  
253 10.1016/J.COEELEC.2020.02.026.

254 [24] X. Wang, X. Wei, J. Zhu, H. Dai, Y. Zheng, X. Xu, Q. Chen, "A review of modeling, acquisition, and  
255 application of lithium-ion battery impedance for onboard battery management" *eTransportation*, vol. 7, p.  
256 100093, Feb. 2021, doi: 10.1016/J.ETRAN.2020.100093.

257 [25] P. Vadhva, J. Hu, M.J. Johnson, R. Stocker, M. Braglia, D.J. Brett, A.J. Rettie, "Electrochemical Impedance  
258 Spectroscopy for All-Solid-State Batteries: Theory, Methods and Future Outlook" *ChemElectroChem*, vol. 8,  
259 no. 11, pp. 1930–1947, Jun. 2021, doi: 10.1002/CELC.202100108.

260 [26\*\*] Y. Zhang, Q. Tang, Y. Zhang, J. Wang, U. Stimming, A. A. Lee, "**Identifying degradation patterns of**  
261 **lithium ion batteries from impedance spectroscopy using machine learning**" *Nature Communications*  
262 *2020 11:1*, vol. 11, no. 1, pp. 1–6, Apr. 2020, doi: 10.1038/s41467-020-15235-7.

263 In this paper, authors developed a state of health and remaining useful life forecasting system for Li-ion batteries by  
264 combining EIS with a Gaussian process machine learning algorithm.

- 265 [27] I. Babaeiyazdi, A. Rezaei-Zare, S. Shokrzadeh, "State of charge prediction of EV Li-ion batteries using EIS:  
266 A machine learning approach" *Energy*, vol. 223, p. 120116, May 2021, doi:  
267 10.1016/J.ENERGY.2021.120116.
- 268 [28] S. Kim, Y. Y. Choi, J.-I. Choi, "Impedance-based capacity estimation for lithium-ion batteries using  
269 generative adversarial network" *Applied Energy*, vol. 308, p. 118317, 2022.
- 270 [29] Q. Yang, J. Xu, X. Li, D. Xu, B. Cao, "State-of-health estimation of lithium-ion battery based on fractional  
271 impedance model and interval capacity" *International Journal of Electrical Power & Energy Systems*, vol.  
272 119, p. 105883, Jul. 2020, doi: 10.1016/J.IJEPES.2020.105883.
- 273 [30] M. H. Esfe, M. Afrand, "A review on fuel cell types and the application of nanofluid in their cooling" *Journal  
274 of Thermal Analysis and Calorimetry*, vol. 140, no. 4, pp. 1633–1654, 2020.
- 275 [31] N. Sazali, W. N. Wan Salleh, A. S. Jamaludin, M. N. Mhd Razali, "New perspectives on fuel cell technology:  
276 A brief review" *Membranes (Basel)*, vol. 10, no. 5, p. 99, 2020.
- 277 [32] A. Sorrentino, K. Sundmacher, T. Vidakovic-Koch, "Polymer Electrolyte Fuel Cell Degradation Mechanisms  
278 and Their Diagnosis by Frequency Response Analysis Methods: A Review" *Energies (Basel)*, vol. 13, no. 21,  
279 p. 5825, 2020.
- 280 [33] X. Zhang, T. Zhang, H. Chen, Y. Cao, "A review of online electrochemical diagnostic methods of on-board  
281 proton exchange membrane fuel cells" *Applied Energy*, vol. 286, p. 116481, 2021.
- 282 [34] Z. Tang, Q.A. Huang, Y.J. Wang, F. Zhang, W. Li, A. Li, L. Zhang, J. Zhang, "Recent progress in the use of  
283 electrochemical impedance spectroscopy for the measurement, monitoring, diagnosis and optimization of  
284 proton exchange membrane fuel cell performance" *Journal of Power Sources*, vol. 468, p. 228361, 2020.
- 285 [35] I. J. Halvorsen, I. Pivac, D. Bezmalinović, F. Barbir, F. Zenith, "Electrochemical low-frequency impedance  
286 spectroscopy algorithm for diagnostics of PEM fuel cell degradation" *International Journal of Hydrogen  
287 Energy*, vol. 45, no. 2, pp. 1325–1334, 2020.
- 288 [36] B. Najafi, P. Bonomi, A. Casalegno, F. Rinaldi, A. Baricci, "Rapid fault diagnosis of PEM fuel cells through  
289 optimal electrochemical impedance spectroscopy tests" *Energies (Basel)*, vol. 13, no. 14, p. 3643, 2020.

- 290 [37\*\*] C. Yan, J. Chen, H. Liu, L. Kumar, H. Lu, "**Health Management for PEM Fuel Cells Based on an Active**  
291 **Fault Tolerant Control Strategy**" *IEEE Transactions on Sustainable Energy*, vol. 12, no. 2, pp. 1311–1320,  
292 2020.
- 293 Development of a monitoring system for PEMFC with the peculiarity of an active strategy to counteract the fault  
294 condition.
- 295 [38] A. Guarino, G. Spagnuolo, "Automatic features extraction of faults in PEM fuel cells by a siamese artificial  
296 neural network" *International Journal of Hydrogen Energy*, vol. 46, no. 70, pp. 34854–34866, 2021.
- 297 [39] Y. Wang, B. Seo, B. Wang, N. Zamel, K. Jiao, X. C. Adroher, "Fundamentals, materials, and machine learning  
298 of polymer electrolyte membrane fuel cell technology" *Energy and AI*, p. 100014, 2020.
- 299 [40] R. Du, W. Xuezhe, W. Xueyuan, C. Siqu, Y. Hao, D. Haifeng, M. Pingwen, "A fault diagnosis model for  
300 proton exchange membrane fuel cell based on impedance identification with differential evolution algorithm"  
301 *International Journal of Hydrogen Energy*, vol. 46, no. 78, pp. 38795–38808, 2021.
- 302 [41] G. T. Le, L. Mastropasqua, S. B. Adler, J. Brouwer, "Operando Diagnostics of Solid Oxide Fuel Cell Stack  
303 Via Electrochemical Impedance Spectroscopy Simulation-Informed Machine Learning" *ECS Transactions*,  
304 vol. 103, no. 1, pp. 1201–1211, Jul. 2021, doi: 10.1149/10301.1201ECST/XML.
- 305 [42] A. Singh, A. Sharma, A. Ahmed, A.K. Sundramoorthy, H. Furukawa, S. Arya, A. Khosla, "Recent Advances  
306 in Electrochemical Biosensors: Applications, Challenges, and Future Scope" *Biosensors 2021, Vol. 11, Page*  
307 *336*, vol. 11, no. 9, p. 336, Sep. 2021, doi: 10.3390/BIOS11090336.
- 308 [43] J. M. Pingarrón, P. Yáñez-Sedeño, S. Campuzano, "New tools of Electrochemistry at the service of  
309 (bio)sensing: From rational designs to electrocatalytic mechanisms" *Journal of Electroanalytical Chemistry*,  
310 vol. 896, p. 115097, Sep. 2021, doi: 10.1016/J.JELECHEM.2021.115097.
- 311 [44] Y. M. Chitare, S. B. Jadhav, P. N. Pawaskar, V. v. Magdum, J. L. Gunjekar, C. D. Lokhande, "Metal Oxide-  
312 Based Composites in Nonenzymatic Electrochemical Glucose Sensors" *Industrial & Engineering Chemistry*  
313 *Research*, vol. 60, no. 50, pp. 18195–18217, Dec. 2021, doi: 10.1021/ACS.IECR.1C03662.



- 314 [45] L. Zuccarello, C. Barbosa, S. Todorovic, C. M. Silveira, "Electrocatalysis by Heme Enzymes—Applications  
315 in Biosensing" *Catalysts* 2021, Vol. 11, Page 218, vol. 11, no. 2, p. 218, Feb. 2021, doi:  
316 10.3390/CATAL11020218.
- 317 [46] M. Thiruppathi, N. Thiyagarajan, J. A. Ho, "Applications of Metals, Metal Oxides, and Metal Sulfides in  
318 Electrochemical Sensing and Biosensing" pp. 209–244, 2021, doi: 10.1007/978-3-030-63791-0\_7.
- 319 [47] M. E. Strong, J. R. Richards, M. Torres, C. M. Beck, J. T. la Belle, "Faradaic electrochemical impedance  
320 spectroscopy for enhanced analyte detection in diagnostics" *Biosensors and Bioelectronics*, vol. 177, p.  
321 112949, Apr. 2021, doi: 10.1016/J.BIOS.2020.112949.
- 322 [48] H. S. Magar, R. Y. A Hassan, A. Mulchandani, "Electrochemical Impedance Spectroscopy (EIS): Principles,  
323 Construction, and Biosensing Applications" 2021, doi: 10.3390/s21196578.
- 324 [49] T. Bertok, L. Lorencova, E. Chocholova, E. Jane, A. Vikartovska, P. Kasak, J. Tkac, "Electrochemical  
325 Impedance Spectroscopy Based Biosensors: Mechanistic Principles, Analytical Examples and Challenges  
326 towards Commercialization for Assays of Protein Cancer Biomarkers" *ChemElectroChem*, vol. 6, no. 4, pp.  
327 989–1003, Feb. 2019, doi: 10.1002/CELC.201800848.
- 328 [50] V. Heine, T. Kremers, N. Menzel, U. Schnakenberg, L. Elling, "Electrochemical Impedance Spectroscopy  
329 Biosensor Enabling Kinetic Monitoring of Fucosyltransferase Activity" *ACS Sensors*, vol. 6, no. 3, pp. 1003–  
330 1011, Mar. 2021, doi: 10.1021/ACSSENSORS.0C02206/SUPPL\_FILE/SE0C02206\_SI\_001.PDF.
- 331 [51\*] X. Li, Z. Qin, H. Fu, T. Li, R. Peng, Z. Li, J.M. Rini, X. Liu, "**Enhancing the performance of paper-based**  
332 **electrochemical impedance spectroscopy nanobiosensors: An experimental approach**" *Biosensors and*  
333 *Bioelectronics*, vol. 177, p. 112672, Apr. 2021, doi: 10.1016/J.BIOS.2020.112672.
- 334 Development of paper-based ZnO-NW-enhanced EIS biosensors. It was successfully tested on HIV p24 antigen and  
335 CR3022 antibody related to COVID-19
- 336 [52] L. Wang, X. Huo, W. Qi, Z. Xia, Y. Li, J. Lin, "Rapid and sensitive detection of Salmonella Typhimurium  
337 using nickel nanowire bridge for electrochemical impedance amplification" *Talanta*, vol. 211, p. 120715, May  
338 2020, doi: 10.1016/J.TALANTA.2020.120715.

- 339 [53] Y. Xu, C. Li, Y. Jiang, M. Guo, Y. Yang, Y. Yang, H. Yu, "Electrochemical Impedance Spectroscopic  
340 Detection of E.coli with Machine Learning" *Journal of The Electrochemical Society*, vol. 167, no. 4, p.  
341 047508, Feb. 2020, doi: 10.1149/1945-7111/AB732F.
- 342 [54] S. Dierickx, A. Weber, E. Ivers-Tiffée, "How the distribution of relaxation times enhances complex equivalent  
343 circuit models for fuel cells" *Electrochimica Acta*, vol. 355, 2020, doi: 10.1016/j.electacta.2020.136764.
- 344 [55] K. Pan, F. Zou, M. Canova, Y. Zhu, J. H. Kim, "Comprehensive electrochemical impedance spectroscopy  
345 study of Si-Based anodes using distribution of relaxation times analysis" *Journal of Power Sources*, vol. 479,  
346 2020, doi: 10.1016/j.jpowsour.2020.229083.
- 347 [56] Q. Wang, Z. Hu, L. Xu, J. Li, Q. Gan, X. Du, M. Ouyang, "A comparative study of equivalent circuit model  
348 and distribution of relaxation times for fuel cell impedance diagnosis" *International Journal of Energy  
349 Research*, vol. 45, no. 11, 2021, doi: 10.1002/er.6825.
- 350 [57\*] E. Goldammer, J. Kowal, "**Determination of the distribution of relaxation times by means of pulse  
351 evaluation for offline and online diagnosis of lithium-ion batteries**" *Batteries*, vol. 7, no. 2, 2021, doi:  
352 10.3390/batteries7020036.
- 353 Study of degradation mechanisms of LIB by means of DRT that could be applicable to battery management systems.
- 354 [58] A. Staffolani, A. Baldinelli, L. Barelli, G. Bidini, F. Nobili, "Early-stage detection of solid oxide cells anode  
355 degradation by operando impedance analysis" *Processes*, vol. 9, no. 5, 2021, doi: 10.3390/pr9050848.
- 356 [59] Z. Cui, L. Wang, Q. Li, K. Wang, "A comprehensive review on the state of charge estimation for lithium-ion  
357 battery based on neural network" *International Journal of Energy Research*, Dec. 2021, doi:  
358 10.1002/ER.7545.
- 359 [60\*\*] J. Liu, F. Ciucci, "**The Gaussian process distribution of relaxation times: A machine learning tool for  
360 the analysis and prediction of electrochemical impedance spectroscopy data**" *Electrochimica Acta*, vol.  
361 331, p. 135316, 2020.
- 362 Machine learning algorithm to exploit EIS spectra in different applications. By using distribution of relaxation times  
363 (DRT). Such developed method is quite immune to typical errors observed in this kind of dataset.

364 [61] M. O. Qays, Y. Buswig, M. L. Hossain, A. Abu-Siada, "Recent progress and future trends on state of charge  
365 estimation methods to improve battery-storage efficiency: A review" *CSEE Journal of Power and Energy  
366 Systems*, vol. PP, no. 99, 2019, doi: 10.17775/CSEEJPES.2019.03060.

367 [62] O. Gharbi, K. Ngo, M. Turmine, V. Vivier, "Local electrochemical impedance spectroscopy: A window into  
368 heterogeneous interfaces" *Current Opinion in Electrochemistry*, vol. 20, pp. 1–7, Apr. 2020, doi:  
369 10.1016/J.COEELEC.2020.01.012.

370 [63] A. R. C. Bredar, A. L. Chown, A. R. Burton, B. H. Farnum, "Electrochemical Impedance Spectroscopy of  
371 Metal Oxide Electrodes for Energy Applications" *ACS Applied Energy Materials*, vol. 3, no. 1, pp. 66–98,  
372 Jan. 2020, doi: 10.1021/ACSAEM.9B01965.

373