

Grigoriev, V.; Grigoryan, S.; Grosa, F.; Grosse-Oetringhaus, J. F.; Grosso, R.; Grund, D.; Guardiano, G. G.; Guernane, R.; Guilbaud, M.; Gulbrandsen, K.; Gunji, T.; Guo, W.; Gupta, A.; Gupta, R.; Guzman, S. P.; Gyulai, L.; Habib, M. K.; Hadjidakis, C.; Hamagaki, H.; Hamid, M.; Han, Y.; Hannigan, R.; Haque, M. R.; Harlenderova, A.; Harris, J. W.; Harton, A.; Hasenbichler, J. A.; Hassan, H.; Hatzifotiadou, D.; Hauer, P.; Havener, L. B.; Heckel, S. T.; Hellbär, E.; Helstrup, H.; Herman, T.; Herrera Corral, G.; Herrmann, F.; Hetland, K. F.; Heybeck, B.; Hillemanns, H.; Hills, C.; Hippolyte, B.; Hofman, B.; Hohlweger, B.; Honermann, J.; Hong, G. H.; Horak, D.; Horzyk, A.; Hosokawa, R.; Hou, Y.; Hristov, P.; Hughes, C.; Huhn, P.; Huhta, L. M.; Hulse, C. V.; Humanic, T. J.; Hushnud, H.; Hutson, A.; Hutter, D.; Iddon, J. P.; Ilkaev, R.; Ilyas, H.; Inaba, M.; Innocenti, G. M.; Ippolitov, M.; Isakov, A.; Isidori, T.; Islam, M. S.; Ivanov, M.; Ivanov, V.; Izucheev, V.; Jablonski, M.; Jacak, B.; Jacazio, N.; Jacobs, P. M.; Jadlovska, S.; Jadlovsky, J.; Jaffe, L.; Jahnke, C.; Janik, M. A.; Janson, T.; Jercic, M.; Jevons, O.; Jimenez, A. A. P.; Jonas, F.; Jones, P. G.; Jowett, J. M.; Jung, J.; Jung, M.; Junique, A.; Jusko, A.; Kabus, M. J.; Kaewjai, J.; Kalinak, P.; Kalteyer, A. S.; Kalweit, A.; Kaplin, V.; Karasu Uysal, A.; Karatovic, D.; Karavichev, O.; Karavicheva, T.; Karczmarczyk, P.; Karpechev, E.; Kashyap, V.; Kazantsev, A.; Kebschull, U.; Keidel, R.; Keijdener, D. L. D.; Keil, M.; Ketzer, B.; Khan, A. M.; Khan, S.; Khanzadeev, A.; Kharlov, Y.; Khatun, A.; Khuntia, A.; Kileng, B.; Kim, B.; Kim, C.; Kim, D. J.; Kim, E. J.; Kim, J.; Kim, J. S.; Kim, J.; Kim, J.; Kim, M.; Kim, S.; Kim, T.; Kirsch, S.; Kisel, I.; Kiselev, S.; Kisiel, A.; Kitowski, J. P.; Klay, J. L.; Klein, J.; Klein, S.; Klein-Bösing, C.; Kleiner, M.; Klemenzt, T.; Kluge, A.; Knospe, A. G.; Kobdaj, C.; Kollegger, T.; Kondratyev, A.; Kondratyeva, N.; Kondratyuk, E.; König, J.; Königstorfer, S. A.; Konopka, P. J.; Kornakov, G.; Koryciak, S. D.; Kotliarov, A.; Kovalenko, O.; Kovalenko, V.; Kowalski, M.; Králik, I.; Kraváková, A.; Kreis, L.; Krivda, M.; Krizek, F.; Krizkova Gajdosova, K.; Kroesen, M.; Krüger, M.; Krupova, D. M.; Kryshen, E.; Krzewicki, M.; Kuera, V.; Kuhn, C.; Kuijter, P. G.; Kumaoka, T.; Kumar, D.; Kumar, L.; Kumar, N.; Kundu, S.; Kurashvili, P.; Kurepin, A.; Kurepin, A. B.; Kuryakin, A.; Kushpil, S.; Kvapil, J.; Kweon, M. J.; Kwon, J. Y.; Kwon, Y.; La Pointe, S. L.; La Rocca, P.; Lai, Y. S.; Lakrathok, A.; Lamanna, M.; Langoy, R.; Larionov, P.; Laudi, E.; Lautner, L.; Lavicka, R.; Lazareva, T.; Lea, R.; Lehrbach, J.; Lemmon, R. C.; León Monzón, I.; Lesch, M. M.; Lesser, E. D.; Lettrich, M.; Lévai, P.; Li, X.; Li, X. L.; Lien, J.; Lietava, R.; Lim, B.; Lim, S. H.; Lindenstruth, V.; Lindner, A.; Lippmann, C.; Liu, A.; Liu, D. H.; Liu, J.; Lofnes, I. M.; Loginov, V.; Loizides, C.; Loncar, P.; Lopez, J. A.; Lopez, X.; López Torres, E.; Lu, P.; Luhder, J. R.; Lunardon, M.; Luparello, G.; Ma, Y. G.; Maevskaya, A.; Mager, M.; Mahmoud, T.; Maire, A.; Malaev, M.; Malik, N. M.; Malik, Q. W.; Malik, S. K.; Malinina, L.; Mal'Kevich, D.; Mallick, D.; Mallick, N.; Mandaglio, G.; Manko, V.; Manso, F.; Manzari, V.; Mao, Y.; Margagliotti, G. V.; Margotti, A.; Marín, A.; Markert, C.; Marquard, M.; Martin, N. A.; Martinengo, P.; Martinez, J. L.; Martínez, M. I.; Martínez García, G.; Masciocchi, S.; Maserà, M.; Masoni, A.; Massacrier, L.; Mastroserio, A.; Mathis, A. M.; Matonoha, O.; Matuoka, P. F. T.; Matyja, A.; Mayer, C.; Mazuecos, A. L.; Mazzaschi, F.; Mazzilli, M.; Mdhluli, J. E.; Mechler, A. F.; Melikyan, Y.; Menchaca-Rocha, A.; Meninno, E.; Menon, A. S.; Meres, M.; Mhlanga, S.; Miake, Y.; Micheletti, L.; Migliorin, L. C.; Mihaylov, D. L.; Mikhaylov, K.; Mishra, A. N.; Mikowiec, D.; Modak, A.; Mohanty, A. P.; Mohanty, B.; Mohisin Khan, M.; Molander, M. A.; Moravcova, Z.; Mordasini, C.; Moreira De Godoy, D. A.; Morozov, I.; Morsch, A.; Mrnjavac, T.; Muccifora, V.; Mudnic, E.; Muhuri, S.; Mulligan, J. D.; Mulliri, A.; Munhoz, M. G.; Munzer, R. H.; Murakami, H.; Murray, S.; Musa, L.; Musinsky, J.; Myrcha, J. W.; Naik, B.; Nair, R.; Nandi, B. K.; Nania, R.; Nappi, E.; Nassirpour, A. F.; Nath, A.; Natrass, C.; Neagu, A.; Negru, A.; Nellen, L.; Nesbo, S. V.; Neskovic, G.; Nesterov, D.; Nielsen, B. S.; Nielsen, E. G.; Nikolaev, S.; Nikulin, S.; Nikulin, V.; Noferini, F.; Noh, S.; Nomokonov, P.; Norman, J.; Novitzky, N.; Nowakowski, P.; Nyanin, A.; Nystrand, J.; Ogino, M.; Ohlson, A.; Okorokov, V. A.; Oleniacz, J.; Oliveira Da Silva, A. C.; Oliver, M. H.; Onnerstad, A.; Oppedisano, C.; Ortiz Velasquez, A.; Oskarsson, A.; Otwinowski, J.; Oya, M.; Oyama, K.; Pachmayer, Y.; Padhan, S.; Pagano, D.; Pai, G.; Palasciano, A.; Panebianco, S.; Park, J.; Parkkila, J. E.; Pathak, S. P.; Patra, R. N.; Paul, B.; Pei, H.; Peitzmann, T.; Peng, X.; Pereira, L. G.; Pereira Da Costa, H.; Peresunko, D.; Perez, G. M.; Perrin, S.; Pestov, Y.; Petráek, V.; Petrov, V.; Petrovici, M.; Pezzi, R. P.; Piano, S.; Pikna, M.; Pillot, P.; Pinazza, O.; Pinsky, L.; Pinto, C.; Pisano, S.; Posko, M.; Planinic, M.; Pliquett, F.; Poghosyan, M. G.; Polichtchouk, B.; Politanov, S.; Poljak, N.; Pop, A.; Porteboeuf-Houssais, S.; Porter, J.; Pozdniakov, V.; Prasad, S. K.; Prasad, S.; Preghenella, R.; Prino, F.; Pruneau, C. A.; Pshenichnov, I.; Puccio, M.; Qiu, S.; Quaglia, L.; Quishpe, R. E.; Ragoni, S.; Rakotozafindrabe, A.; Ramello, L.; Rami, F.; Ramirez, S. A. R.; Rancien, T. A.; Raniwala, R.; Raniwala, S.; Räsänen, S. S.; Rath, R.; Ravasenga, I.; Read, K. F.; Redelbach, A. R.; Redlich, K.; Rehman, A.; Reichelt, P.; Reidt, F.; Reme-Ness, H. A.; Rescakova, Z.; Reygers, K.; Riabov, A.; Riabov, V.; Ricci, R.; Richert, T.; Richter, M.; Riegler, W.; Riggi, F.; Ristea, C.; Rodríguez Cahuantzi, M.; Røed, K.; Rogalev, R.; Rogochaya, E.; Rogoschinski, T. S.; Rohr, D.; Röhrich, D.; Rojas, P. F.; Rojas Torres, S.; Rokita, P. S.; Ronchetti, F.; Rosano, A.; Rosas, E. D.; Rossi, A.; Roy, A.; Roy, P.; Roy, S.; Rubini, N.; Rueda, O. V.; Ruggiano, D.; Rui, R.; Rummyantsev, B.; Russek, P. G.; Russo, R.; Rustamov, A.; Ryabinkin, E.; Ryabov, Y.; Rybicki, A.; Rytkonen, H.; Rzesza, W.; Saarimaki, O. A. M.; Sadek, R.; Sadovsky, S.; Saetre, J.; Šafaik, K.; Saha, S. K.; Saha, S.; Sahoo, B.; Sahoo, P.; Sahoo, R.; Sahoo, S.; Sahu, D.; Sahu, P. K.; Saini, J.; Sakai, S.; Salvan, M. P.; Sambyal, S.; Saramela, T. B.; Sarkar, D.; Sarkar, N.; Sarma, P.; Sarti, V. M.; Sas, M. H. P.; Schambach, J.; Scheid, H. S.; Schiaua, C.; Schicker, R.; Schmah, A.; Schmidt, C.; Schmidt, H. R.; Schmidt, M. O.; Schmidt, M.; Schmidt, N. V.; Schmier, A. R.; Schotter, R.; Schukraft, J.; Schwarz, K.; Schweda, K.; Scioli, G.; Scomparin, E.; Seger, J. E.; Sekiguchi, Y.; Sekihata, D.; Selyuzhenkov, I.; Senyukov, S.; Seo, J. J.; Serebryakov, D.; Šerkšnyt, L.; Sevcenco, A.; Shaba, T. J.; Shabanov, A.; Shabetai, A.; Shahoyan, R.; Shaikh, W.; Shangaraev, A.; Sharma, A.; Sharma, D.; Sharma, H.; Sharma, M.; Sharma, N.; Sharma, S.; Sharma, U.; Shatat, A.; Sheibani, O.; Shigaki, K.; Shimomura, M.; Shirinkin, S.; Shou, Q.; Sibirak, Y.; Siddhanta, S.; Siemiarczuk, T.; Silva, T. F.; Silvermyr, D.; Simantathammakul, T.; Simonetti, G.; Singh, B.; Singh, B.; Singh, R.; Singh, R.; Singh, R.; Singh, V. K.; Singhal, V.; Sinha, T.; Sitar, B.; Sitta, M.; Skaali, T. B.; Skorodumovs, G.; Slupecki, M.; Smirnov, N.; Snellings, R. J. M.; Solheim, E. H.; Soncco, C.; Song, J.;

Songmoolnak, A.; Soramel, F.; Sorensen, S.; Spijkers, R.; Sputowska, I.; Staa, J.; Stachel, J.; Stan, I.; Steffanic, P. J.; Stiefelmaier, S. F.; Stocco, D.; Storehaug, I.; Storetvedt, M. M.; Stratmann, P.; Strazzi, S.; Stylianidis, C. P.; Suaide, A. A. P.; Suire, C.; Sukhanov, M.; Suljic, M.; Sumberia, V.; Sumowidagdo, S.; Swain, S.; Szabo, A.; Szarka, I.; Tabassam, U.; Taghavi, S. F.; Taillepie, G.; Takahashi, J.; Tambave, G. J.; Tang, S.; Tang, Z.; Tapia Takaki, J. D.; Tapus, N.; Tarasovicova, L. A.; Tarzila, M. G.; Tauro, A.; Tejada Muñoz, G.; Telesca, A.; Terlizzi, L.; Terrevoli, C.; Tersimonov, G.; Thakur, S.; Thomas, D.; Tieulent, R.; Tikhonov, A.; Timmins, A. R.; Tkacik, M.; Tkacik, T.; Toia, A.; Topilskaya, N.; Toppi, M.; Torales-Acosta, F.; Tork, T.; Torres Ramos, A. G.; Trifiró, A.; Triolo, A. S.; Tripathy, S.; Tripathy, T.; Trogolo, S.; Trubnikov, V.; Trzaska, W. H.; Trzcinski, T. P.; Tumkin, A.; Turrisi, R.; Tveter, T. S.; Ullaland, K.; Ulukutlu, B.; Uras, A.; Urioni, M.; Usai, G. L.; Vala, M.; Valle, N.; Vallerio, S.; van Doremalen, L. V. R.; van Leeuwen, M.; van Veen, C. A.; van Weelden, R. J. G.; Vande Vyvre, P.; Varga, D.; Varga, Z.; Varga-Kofarago, M.; Vasileiou, M.; Vasiliev, A.; Vázquez Doce, O.; Vechernin, V.; Vercellin, E.; Vergara Limón, S.; Vermunt, L.; Vértesi, R.; Verweij, M.; Vickovic, L.; Vilakazi, Z.; Villalobos Baillie, O.; Vino, G.; Vinogradov, A.; Virgili, T.; Vislavicius, V.; Vodopyanov, A.; Volkel, B.; Völkl, M. A.; Voloshin, K.; Voloshin, S. A.; Volpe, G.; von Haller, B.; Vorobyev, I.; Vozniuk, N.; Vrláková, J.; Wagner, B.; Wang, C.; Wang, D.; Weber, M.; Wegrzynek, A.; Weiglhofer, F. T.; Wenzel, S. C.; Wessels, J. P.; Weyhmler, S. L.; Wiechula, J.; Wikne, J.; Wilk, G.; Wilkinson, J.; Willems, G. A.; Windelband, B.; Winn, M.; Wright, J. R.; Wu, W.; Wu, Y.; Xu, R.; Yadav, A. K.; Yalcin, S.; Yamaguchi, Y.; Yamakawa, K.; Yang, S.; Yano, S.; Yin, Z.; Yoo, I. -K.; Yoon, J. H.; Yuan, S.; Yuncu, A.; Zaccolo, V.; Zampolli, C.; Zanolini, H. J. C.; Zanone, F.; Zardoshti, N.; Zarochentsev, A.; Závada, P.; Zaviyalov, N.; Zhalov, M.; Zhang, B.; Zhang, S.; Zhang, X.; Zhang, Y.; Zhao, M.; Zhrebchevskii, V.; Zhi, Y.; Zhigareva, N.; Zhou, D.; Zhou, Y.; Zhu, J.; Zhu, Y.; Zinovjev, G.; Zurlo, N.. - In: JOURNAL OF HIGH ENERGY PHYSICS. - ISSN 1029-8479. - STAMPA. - 2023:6(2023), pp. 1-38. [10.1007/JHEP06(2023)023]

Underlying-event properties in pp and p–Pb collisions at $\sqrt{s_{\text{NN}}} = 5.02$ TeV



ALICE

The ALICE collaboration

E-mail: ALICE-publications@cern.ch

ABSTRACT: We report about the properties of the underlying event measured with ALICE at the LHC in pp and p–Pb collisions at $\sqrt{s_{\text{NN}}} = 5.02$ TeV. The event activity, quantified by charged-particle number and summed- p_{T} densities, is measured as a function of the leading-particle transverse momentum ($p_{\text{T}}^{\text{trig}}$). These quantities are studied in three azimuthal-angle regions relative to the leading particle in the event: toward, away, and transverse. Results are presented for three different p_{T} thresholds (0.15, 0.5 and 1 GeV/ c) at mid-pseudorapidity ($|\eta| < 0.8$). The event activity in the transverse region, which is the most sensitive to the underlying event, exhibits similar behaviour in both pp and p–Pb collisions, namely, a steep increase with $p_{\text{T}}^{\text{trig}}$ for low $p_{\text{T}}^{\text{trig}}$, followed by a saturation at $p_{\text{T}}^{\text{trig}} \approx 5$ GeV/ c . The results from pp collisions are compared with existing measurements at other centre-of-mass energies. The quantities in the toward and away regions are also analyzed after the subtraction of the contribution measured in the transverse region. The remaining jet-like particle densities are consistent in pp and p–Pb collisions for $p_{\text{T}}^{\text{trig}} > 10$ GeV/ c , whereas for lower $p_{\text{T}}^{\text{trig}}$ values the event activity is slightly higher in p–Pb than in pp collisions. The measurements are compared with predictions from the PYTHIA 8 and EPOS LHC Monte Carlo event generators.

KEYWORDS: Properties of Hadrons, Quark-Gluon Plasma

ARXIV EPRINT: [2204.10389](https://arxiv.org/abs/2204.10389)

Contents

1	Introduction	1
2	Experimental setup	4
3	Analysis details	5
3.1	Track reconstruction and selection	5
3.2	Underlying-event observables	5
3.3	Corrections	6
3.4	Systematic uncertainties	7
4	Results and discussion	9
4.1	Underlying-event observables: pp compared to p–Pb collisions	9
4.2	Event activity in the jet-like signals	15
4.3	Energy dependence of the underlying event in pp collisions	17
5	Conclusions	18
A	Charged-particle densities as a function of $p_{\text{T}}^{\text{trig}}$ for others p_{T} thresholds	21
	The ALICE collaboration	30

1 Introduction

In non-diffractive proton–proton (pp) collisions at high energies, the underlying event (UE) consists of the set of particles that arise from the proton break-up (beam remnants), and from other semi-hard scatterings, in a scenario of multiparton interactions (MPI) [1]. The UE activity accompanies high transverse momentum (p_{T}) particles produced by the main partonic scattering (jets). Experimental studies aimed at probing the UE component are commonly performed in azimuthal-angle regions where the contribution from the hard scattering is expected to be minimal. The present study follows the strategy originally introduced by the CDF collaboration [2]. Firstly, the leading particle (or trigger particle) in the event is found, i.e., the charged particle with the highest transverse momentum in the collision ($p_{\text{T}}^{\text{trig}}$). Secondly, the associated particles for three different thresholds of the transverse momentum, $p_{\text{T}} > 0.15, 0.5,$ and $1 \text{ GeV}/c$, are grouped in three classes depending on their relative azimuthal angle with respect to the leading particle, $|\Delta\varphi| = |\varphi^{\text{assoc}} - \varphi^{\text{trig}}|$:

- toward: $|\Delta\varphi| < 60^\circ$,
- transverse: $60^\circ < |\Delta\varphi| < 120^\circ$, and
- away: $|\Delta\varphi| > 120^\circ$.

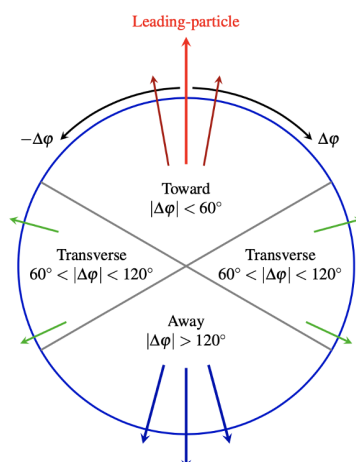


Figure 1. Illustration of the toward, transverse, and away regions in the azimuthal plane with respect to the leading particle direction. The figure has been taken from ref. [14].

The three topological regions corresponding to the azimuthal-angle intervals defined above are illustrated in figure 1. The toward region contains the primary jet of the collision, while the away region contains the recoiled jet [3]. In contrast, the transverse region is mostly dominated by the UE dynamics, but it also includes contributions from initial- and final-state radiation (ISR and FSR) [4]. This strategy [2] has been used by several experiments at RHIC [5], the Tevatron [2, 6–8], and the LHC [9–14]. The studies include measurements in events with Drell-Yan [15] and Z-boson [16–18] production.

Experimental results have shown that the event activity, quantified by charged-particle number or summed- p_T densities, in the transverse region rises steeply with increasing p_T^{trig} at low p_T^{trig} ($< 5 \text{ GeV}/c$), and then it roughly saturates (plateau) for larger p_T^{trig} [14]. This saturation is expected in models that include the concept of impact parameter such that the requirement of the presence of a high- p_T particle in a pp collision biases the selection of collisions towards those with a small impact parameter [19]. Based on UE observables measured at LHC centre-of-mass energies, $\sqrt{s} = 0.9, 7, \text{ and } 13 \text{ TeV}$, the event activity in the plateau region has been found to increase faster with increasing \sqrt{s} than in minimum-bias pp collisions [11, 14]. An analogous study for p–Pb collisions has never been performed, although an attempt to determine the correlation between the impact parameter of the collision and the charged-particle multiplicity has been reported [20].

The measurements performed at RHIC and LHC in pp, p–A, and d–A collisions have shown for high-particle multiplicities similar phenomena as were originally observed only in A–A collisions and have been attributed there to collective effects [21]. Thus, investigating pp and p–Pb collisions has become ever more pertinent in order to understand the origin of these effects [21–26]. In QCD (quantum chromodynamics)-inspired Monte Carlo (MC) generators like PYTHIA 8 [27], outgoing partons originating from MPI are allowed to interact with those from the main partonic scattering. This mechanism, known as colour reconnection, produces effects resembling collective behaviour in pp collisions [28]. Given the dynamics encoded in the transverse region, the colour reconnection effects are expected

to be more relevant in such a topological region [29]. Therefore, beyond the importance of UE measurements for MC tuning [30, 31], the study of the event activity in the transverse region is important to contribute to the understanding of the new effects observed in high-multiplicity pp and p–Pb collisions [32].

In this paper, measurements of the event activity as a function of p_T^{trig} in pp and p–Pb collisions at the same centre-of-mass energy per nucleon pair ($\sqrt{s_{\text{NN}}} = 5.02$ TeV) are reported. The event activity for each topological region in p–Pb collisions is compared with that in pp collisions at the same p_T^{trig} . In order to search for a possible system size dependence of the jet-like particle densities, the jet-like signal (in the toward and away regions) is further isolated by subtracting the UE contribution estimated from the transverse region. The results from pp collisions are compared to predictions from the EPOS tune LHC [33] and PYTHIA 8.244 (Monash 2013 tune [30]) Monte Carlo event generators, hereinafter referred to as EPOS LHC and PYTHIA 8/Monash, respectively. For p–Pb collisions, data are compared to EPOS LHC and PYTHIA 8/Angantyr [34].

For pp collisions, the modelling of UE in PYTHIA 8/Monash considers an impact-parameter dependent MPI activity. The partonic configuration is hadronised using string fragmentation as described by the Lund string model [35], followed by the decays of unstable particles. In collisions with several MPI, individual long strings connected to the remnants are replaced by shorter additional strings connecting partons from different semi-hard scatterings (colour reconnection). The Monash 2013 tune used minimum-bias, Drell-Yan, and UE data from the LHC to constrain the initial-state radiation and multiparton interactions, combined with data from the SPS and the Tevatron to constrain the scaling with the collision energy. The simulation of p–Pb collisions was performed with the recent model named Angantyr [34], which is based on an extrapolation of pp dynamics with a minimum number of free parameters. The model does not assume the formation of a hot thermalised medium, instead, the generalisation to collisions involving nuclei is inspired by the Fritiof model [36] and the notion of “wounded” or “participating” nucleons. The number of wounded nucleons is calculated from the Glauber model in impact parameter space. With these assumptions, the model is able to give a good description of general final-state properties such as multiplicity and transverse momentum distributions of particles produced in interactions involving heavy nuclei.

In EPOS LHC, the description of multiple partonic scatterings is based on a combination of Gribov-Regge theory and pQCD [37]. An elementary scattering corresponds to a parton ladder, containing a hard scattering which is calculated based on pQCD, including initial- and final-state radiation. Parton ladders that are formed in parallel to each other share the total collision energy leading to consistent treatment of energy conservation in hadronic collisions. String hadronisation in EPOS is based on the local density of the string segments per unit volume with respect to a critical-density parameter. Event-by-event, string segments in low-density regions hadronise normally and independently, creating the so-called corona, while string segments in high-density regions are used to create a core with collective expansion resulting in radial and longitudinal flow effects. The EPOS LHC tune considered here [33] is based on a dedicated parameter set used to describe data from different centre-of-mass energies and collision systems at the LHC.

The paper is organised as follows. The ALICE detectors used in the analysis are described in section 2. Section 3 is dedicated to illustrate the analysis technique, the data correction procedures, and the evaluation of the systematic uncertainties. The results are presented and discussed in section 4, and the conclusions are summarised in section 5.

2 Experimental setup

The main ALICE detectors used in the present work are the Inner Tracking System (ITS), the Time Projection Chamber (TPC), and the V0 detector. The ITS and TPC detectors are both used for primary vertex and track reconstruction. The V0 detector is used for triggering and for beam background rejection. More details concerning the ALICE detector system and its performance can be found in refs. [38, 39].

The ITS and TPC detectors are the main tracking devices covering the pseudorapidity region $|\eta| < 0.8$ for full-length tracks. They are located inside a solenoidal magnet providing a 0.5 T magnetic field, allowing the tracking of particles with $p_T \gtrsim 0.15$ GeV/ c . The ITS is composed of six cylindrical layers of high-resolution silicon tracking detectors. The innermost layers consist of two arrays of hybrid Silicon Pixel Detectors (SPD) located at an average radial distance of 3.9 cm and 7.6 cm from the beam axis and covering $|\eta| < 2$ and $|\eta| < 1.4$, respectively. The TPC has an active radial range from about 85 to 250 cm, and an overall length along the beam direction of 500 cm. The TPC readout chambers have 159 tangential pad rows and thus a charged particle can, ideally, produce 159 clusters within the TPC volume. The readout chambers are mounted into 18 trapezoidal sectors at each end plate [39]. The V0 detector consists of two sub-detectors placed on each side of the interaction point covering the full azimuthal acceptance and the pseudorapidity intervals of $2.8 < \eta < 5.1$ (V0A) and $-3.7 < \eta < -1.7$ (V0C).

This analysis is based on the data recorded by the ALICE apparatus during the pp run at $\sqrt{s} = 5.02$ TeV in 2015, and the p–Pb run at $\sqrt{s_{NN}} = 5.02$ TeV in 2016. The data were collected using a minimum-bias trigger, which required a signal in both V0A and V0C detectors. Only events with a reconstructed vertex within ± 10 cm from the nominal interaction point along the beam direction are used. Runs with a low number of interactions per bunch crossing (μ) were selected resulting in average μ values of 0.020 and 0.005 for pp and p–Pb collisions, respectively. Therefore, events with multiple collisions (pile-up) constitute a small fraction of the triggered events. They are identified and rejected based on the presence of multiple interaction vertices reconstructed using the SPD information. The remaining undetected pile-up is negligible for this analysis, while the fraction of wrongly-tagged events due to SPD vertex splitting from a single interaction is $< 10^{-4}$ for both collision systems. The offline event selection is optimised to reject beam-induced background by exploiting the timing signals in the two V0 sub-detectors. The event selection also requires at least one track with a minimum transverse momentum ($p_T = 0.15, 0.5, \text{ and } 1.0$ GeV/ c) in the acceptance range $|\eta| < 0.8$. The results presented in this article were obtained from the analysis of about 180 and 332 million minimum-bias pp and p–Pb collisions, respectively.

3 Analysis details

3.1 Track reconstruction and selection

The event properties are studied from the number and the momenta of the primary charged particles in the pseudorapidity interval $|\eta| < 0.8$. Primary particles are defined as particles with a mean proper lifetime larger than $1 \text{ cm}/c$, which are either produced directly in the interaction or from decays of particles with a mean proper lifetime smaller than $1 \text{ cm}/c$ [40]. Charged particles are reconstructed with the ITS and TPC detectors, providing a measurement of the track transverse momentum p_T and azimuthal angle φ , which are used in the analysis. Tracks are required to have at least two hits in the ITS detector, of which at least one in either of the two innermost layers. The ratio of crossed TPC pad rows to the number of findable TPC clusters is required to be larger than 0.8, and the fraction of TPC clusters shared with another track should be less than 0.4. In addition, tracks are required to have a number of crossed TPC pad rows larger than $0.85 \times L$, where L (in cm) is the geometrical track length calculated in the TPC readout plane, excluding the information from the pads at the sector boundaries ($\approx 3 \text{ cm}$ from the sector edges). The number of TPC clusters associated to the track is required to be larger than $0.7 \times L$. The fit quality for the ITS and TPC track points must satisfy $\chi_{\text{ITS}}^2/N_{\text{hits}} < 36$ and $\chi_{\text{TPC}}^2/N_{\text{clusters}} < 4$, respectively, where N_{hits} and N_{clusters} are the number of hits in the ITS and the number of clusters in the TPC, respectively. To select primary particles, tracks having a large distance of closest approach (DCA) to the reconstructed vertex in the longitudinal ($d_z > 2 \text{ cm}$) and radial ($d_{xy} > 0.018 \text{ cm} + 0.035 \text{ cm} \times (\text{GeV}/c) \times p_T^{-1}$) directions are rejected. To further reduce the contamination from secondary particles, only tracks with $\chi_{\text{TPC-ITS}}^2 < 36$ are included in the analysis, where $\chi_{\text{TPC-ITS}}^2$ is calculated by comparing the track parameters from the combined ITS and TPC track reconstruction to those derived only from the TPC and constrained by the interaction point [41]. For this track selection [42], the momentum resolution is approximately 3-4% at $p_T = 0.15 \text{ GeV}/c$, it has a minimum of 1.0% at $p_T = 1.0 \text{ GeV}/c$, and increases linearly for larger p_T , approaching 3-10% at $50 \text{ GeV}/c$, depending on collision energy, and collision system. The measurements presented in this work are not corrected for momentum resolution but the effects are included by the systematic uncertainties.

3.2 Underlying-event observables

The transverse momentum spectra (p_T) as a function of p_T^{trig} are corrected for all p_T^{trig} intervals and are extracted for each topological region. Then, both the primary charged-particle number and the summed transverse-momentum densities are calculated from the p_T spectra. The event activity in each topological region is measured as a function of p_T^{trig} . It is quantified with the primary charged-particle number density:

$$\left\langle \frac{d^2 N_{\text{ch}}}{d\eta d\varphi} \right\rangle(p_T^{\text{trig}}) = \frac{1}{\Delta\eta\Delta\varphi} \frac{1}{N_{\text{ev}}(p_T^{\text{trig}})} N_{\text{ch}}(p_T^{\text{trig}}), \quad (3.1)$$

and the summed transverse-momentum density:

$$\left\langle \frac{d^2 \sum p_T}{d\eta d\varphi} \right\rangle_{(p_T^{\text{trig}})} = \frac{1}{\Delta\eta \Delta\varphi} \frac{1}{N_{\text{ev}}(p_T^{\text{trig}})} \sum p_T(p_T^{\text{trig}}), \quad (3.2)$$

where $N_{\text{ev}}(p_T^{\text{trig}})$ is the total number of events with the leading particle in a given p_T^{trig} interval; $N_{\text{ch}}(p_T^{\text{trig}})$ and $\sum p_T(p_T^{\text{trig}})$ stand for multiplicity and sum of the p_T of all reconstructed tracks within a given topological region, respectively. Finally, $\Delta\eta$ is the pseudorapidity interval used in the analysis.

This paper also reports the charged-particle number and the summed- p_T densities in the toward and away regions after the subtraction of the event activity in the transverse region. All these quantities are measured as a function of p_T^{trig} .

The charged-particle number density in the jet-like signal is derived from the difference between the number density in the toward (or away) region and that in the transverse region:

$$\left\langle \frac{d^2 N_{\text{ch}}}{d\eta d\varphi} \right\rangle^{\text{jet toward(away)}}_{(p_T^{\text{trig}})} = \left[\left\langle \frac{d^2 N_{\text{ch}}}{d\eta d\varphi} \right\rangle^{\text{toward(away)}} - \left\langle \frac{d^2 N_{\text{ch}}}{d\eta d\varphi} \right\rangle^{\text{transverse}} \right]_{(p_T^{\text{trig}})}. \quad (3.3)$$

In the same way, the summed- p_T density in the jet-like signal is obtained as follows:

$$\left\langle \frac{d^2 \sum p_T}{d\eta d\varphi} \right\rangle^{\text{jet toward(away)}}_{(p_T^{\text{trig}})} = \left[\left\langle \frac{d^2 \sum p_T}{d\eta d\varphi} \right\rangle^{\text{toward(away)}} - \left\langle \frac{d^2 \sum p_T}{d\eta d\varphi} \right\rangle^{\text{transverse}} \right]_{(p_T^{\text{trig}})}. \quad (3.4)$$

The ratio between these two quantities gives the average transverse momentum in the jet-like signal:

$$\langle p_T \rangle^{\text{jet toward(away)}} = \left\langle \frac{d^2 \sum p_T}{d\eta d\varphi} \right\rangle^{\text{jet toward(away)}} \bigg/ \left\langle \frac{d^2 N_{\text{ch}}}{d\eta d\varphi} \right\rangle^{\text{jet toward(away)}}. \quad (3.5)$$

3.3 Corrections

The correction of p_T spectra of charged particles follows the standard procedure of the ALICE collaboration [42, 43]. The raw yields are corrected for efficiency and contamination from secondary particles. The efficiency correction is calculated from Monte Carlo simulations including the propagation of particles through the detector using GEANT 3 [44]. For pp and p-Pb collisions the PYTHIA 8 and EPOS LHC Monte Carlo event generators are used for this purpose, respectively. As the relative abundances of different charged particle species are different in the data and in the simulations, the efficiency obtained from the simulations is re-weighted considering the primary charged particle composition measured by ALICE [45], as described in ref. [42]. At $p_T = 0.15 \text{ GeV}/c$ the efficiency correction amounts to $\approx 35\%$, which is related to the strong track curvature caused by the magnetic field and to the energy loss in the detector material. It is followed by a maximum value of 78% at $p_T \approx 0.4 \text{ GeV}/c$, and a minimum ($\approx 53\%$) at around p_T of $1 \text{ GeV}/c$ which is caused primarily by the track length requirement. At higher p_T the efficiency correction reaches an asymptotic value of 70% which reflects the acceptance limitations (detector boundaries and active channels) of the measurement [42]. The residual contamination from secondary

pp collisions	Number density		Summed- p_T density	
	$p_T^{\text{trig}} < 2 \text{ GeV}/c$	$p_T^{\text{trig}} > 5 \text{ GeV}/c$	$p_T^{\text{trig}} < 2 \text{ GeV}/c$	$p_T^{\text{trig}} > 5 \text{ GeV}/c$
Sec. contamination	0.4%	negligible	0.4%	negligible
Correction method	3.7%, 3.5%, 3.3%	1.7%, 0.1%, 0.6%	1.8%, 1.5%, 1.6%	2.0%, 0.2%, 0.3%
Track cuts	2.1%	2.8%	2.1%	2.9%
ITS-TPC track matching	0.9%	0.8%	0.9%	0.8%
Misidentification bias	2.3%	negligible	2.8%	0.2%
Event selection	negligible	negligible	negligible	negligible
Total uncertainty	4.9%, 4.8%, 4.6%	3.4%, 2.9%, 3.0%	4.1%, 3.9%, 4.0%	3.6%, 3.0%, 3.0%

p-Pb collisions	Number density		Summed- p_T density	
	$p_T^{\text{trig}} < 2 \text{ GeV}/c$	$p_T^{\text{trig}} > 5 \text{ GeV}/c$	$p_T^{\text{trig}} < 2 \text{ GeV}/c$	$p_T^{\text{trig}} > 5 \text{ GeV}/c$
Sec. contamination	0.5%	negligible	0.4%	negligible
Correction method	2.1%, 2.0%, 2.0%	0.8%, 0.6%, 0.7%	0.8%, 0.6%, 0.7%	0.9%, negl., 0.1%
Track cuts	1.5%	3.1%	1.4%	3.2%
ITS-TPC track matching	1.8%	2.0%	1.9%	2.0%
Misidentification bias	3.9%	0.1%	1.8%	0.2%
Event selection	negligible	negligible	negligible	negligible
Total uncertainty	5.0%, 5.0%, 5.0%	3.8%, 3.7%, 3.8%	3.1%, 3.1%, 3.1%	3.9%, 3.8%, 3.8%

Table 1. Main sources and values of the relative systematic uncertainties of the charged-particle number and summed- p_T densities in pp and p-Pb collisions at $\sqrt{s_{\text{NN}}} = 5.02 \text{ TeV}$. The average values of the uncertainties for the p_T^{trig} intervals $0.5\text{--}2 \text{ GeV}/c$ and $5\text{--}40 \text{ GeV}/c$ are displayed in the left and right columns, respectively. These uncertainties correspond to the transverse momentum threshold $p_T > 0.5 \text{ GeV}/c$. When more than one number is quoted, the values refer to the uncertainty in toward, transverse, and away regions, respectively; they are independent of the azimuthal region in all other cases.

particles in the sample of selected tracks is estimated via a fit to the measured d_{xy} distributions by a combination of the d_{xy} distributions (templates) of primary and secondary particles obtained from the simulations [42].

Due to the finite acceptance and the efficiency of the detection apparatus, the leading particle may not be detected, and a track with lower p_T could be considered as the trigger particle. If the misidentified leading particle has a different p_T but roughly the same direction as the true leading particle, this leads to a small effect on the UE observables [11]. On the other hand, if the misidentified leading particle has a significantly different direction than the true one, this will cause a rotation of the event topology and a bias on the UE observables. Therefore, the particle densities are corrected for these effects using a data-driven procedure described in detail in ref. [11]. A minor correction due to the finite vertex reconstruction efficiency is also applied to the UE observables. The statistical uncertainty from the MC simulations was properly propagated to the final statistical uncertainties on data, but the analysis was performed in such a way that the correction factors are not strongly affected by the MC statistical uncertainties.

3.4 Systematic uncertainties

The relative systematic uncertainties on the quantities presented in eqs. (3.1), (3.2), (3.3),

(3.4), and (3.5) are summarised in table 1 for pp and p–Pb collisions. The details about the different conditions varied in the analysis to estimate the systematic uncertainties are described below.

- Secondary contamination: the fits to the d_{xy} distributions with the templates from the simulations were repeated using different fit intervals, namely $-1 < d_{xy} < 1$ cm and $-2 < d_{xy} < 2$ cm, instead of the default interval $-3 < d_{xy} < 3$ cm. The maximum deviation with respect to the result obtained with the default fit range was assigned as systematic uncertainty.
- Correction method: a possible bias introduced by imperfections in the correction procedure was estimated by performing the analysis on a Monte Carlo sample of pp collisions simulated with a given event generator. The generated particles were propagated through the detector and the reconstructed quantities were corrected with the same procedure applied to the real data utilising the correction factors extracted from simulations performed with the same event generator. The reconstructed quantities considers all tracks which satisfies the selection criteria, they include tracks from primary and secondary particles, as well as fake tracks. Momentum resolution effects are also considered in the reconstructed quantities. With this approach, one expects to reproduce the generated yields, i.e. the yields obtained from the event generator without any detector effect, within statistical uncertainty. This consideration holds only if each correction is evaluated with respect to all the variables to which the given correction is sensitive. Any statistically significant difference between input and corrected distributions is added in quadrature to the total systematic uncertainty. This uncertainty is the only one which is different for each topological region.
- Track selection: the systematic uncertainty related to the track selection criteria was determined by varying the track quality cuts [42, 43]. In particular, the upper limits of the track fit quality parameters in the ITS ($\chi_{\text{ITS}}^2/N_{\text{hits}}$) and the TPC ($\chi_{\text{TPC}}^2/N_{\text{clusters}}$) were varied in the ranges of 25–49 and 3–5, respectively. The minimum ratio of crossed TPC pad rows to the number of findable TPC clusters was varied within (0.7–0.9). The maximum fraction of shared TPC clusters was varied between 0.2 and 1, and the maximum d_z was varied within 1–5 cm. The impact on the results due to the hit requirement in the SPD was also evaluated by removing that requirement from the track selection. The maximum deviation of the results obtained varying the selections (only a single track cut at a time) with respect to the result obtained using the default track selection criteria was assigned as systematic uncertainty on each individual track-quality variable. The total uncertainty is then calculated as the sum in quadrature of each contribution.
- ITS-TPC track matching efficiency: a systematic uncertainty on the track reconstruction efficiency originates from possible differences in the probability to match the TPC tracks to the ITS hits in data and in simulations. It was estimated by comparing the matching efficiency in data and simulations and propagating their difference to the underlying-event observables used in the analysis.

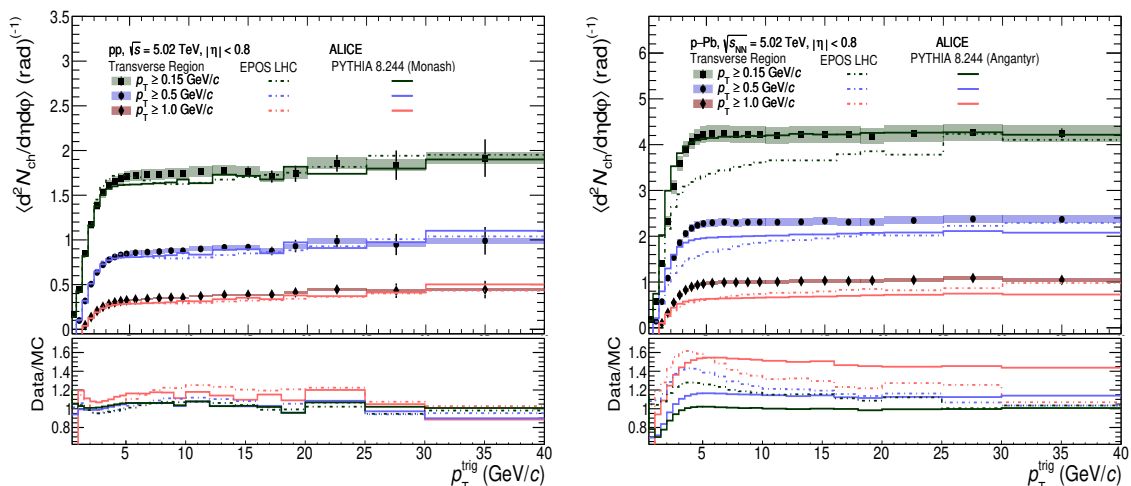


Figure 2. Charged-particle number density as a function of p_T^{trig} measured in the transverse region for pp (left) and p–Pb collisions (right) at $\sqrt{s_{\text{NN}}} = 5.02$ TeV. Measurements were performed considering three p_T thresholds for associated charged particles: $p_T > 0.15$ GeV/c, $p_T > 0.5$ GeV/c, and $p_T > 1$ GeV/c. Data are compared with PYTHIA 8 and EPOS LHC predictions. The coloured boxes and the error bars represent the systematic and statistical uncertainties, respectively.

- Leading-particle misidentification bias: the uncertainty on the leading-track misidentification correction is estimated from the discrepancy between the data-driven correction used in the analysis and the correction obtained from simulated data where the true leading particle is known.
- Event-selection bias: the systematic uncertainty due to event selection is obtained by varying from 5 to 15 cm the cut on the absolute value of the z component of the vertex position. The maximum deviation of the results obtained varying the vertex position with respect to the result obtained using the default cut (10 cm) is assigned as systematic uncertainty. This contribution is found to be negligible.

4 Results and discussion

4.1 Underlying-event observables: pp compared to p–Pb collisions

Figure 2 compares the charged-particle number density as a function of p_T^{trig} in the transverse region for the three p_T thresholds: 0.15 GeV/c, 0.5 GeV/c, and 1 GeV/c. Figure 2 also shows the predictions of the event generators. For all the figures presented in this paper the statistical uncertainties in Monte Carlo predictions are not shown to facilitate the visualization of the data. In general the statistical error in MC is up to 2% and 7% for p_T^{trig} values of 10 and 20 GeV/c, respectively. The results from pp and p–Pb collisions exhibit similar behaviour: the number density steeply rises for low p_T^{trig} , and it flattens at $p_T^{\text{trig}} \approx 5$ GeV/c (plateau region). In the plateau region, the event activity in p–Pb collisions is ≈ 2 times larger than the one measured in pp collisions. This increase is smaller than that (about a factor of 3) observed for the charged-particle multiplicity densities $dN_{\text{ch}}/d\eta$ in non-single-

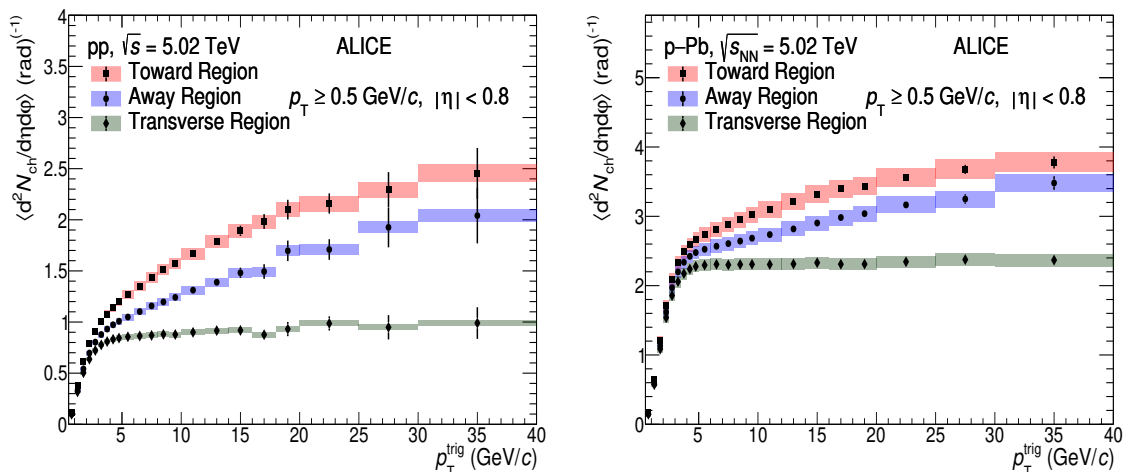


Figure 3. Charged-particle number density as a function of p_T^{trig} measured in pp (left) and p–Pb collisions (right) at $\sqrt{s_{\text{NN}}} = 5.02$ TeV. Measurements were performed considering associated charged particles with $p_T > 0.5$ GeV/c. Results for the toward, transverse, and away regions are displayed. The coloured boxes and the error bars represent the systematic and statistical uncertainties, respectively.

diffractive p–Pb collisions compared to pp collisions at the same nucleon–nucleon centre-of-mass energy [46]. It should also be noted that for both collision systems increasing the p_T threshold from 0.15 GeV/c to 1.0 GeV/c reduces the charged-particle number density by about a factor of 4. For pp collisions, the charged-particle number density shows a slightly increasing trend with increasing p_T^{trig} in the plateau region ($p_T^{\text{trig}} > 5$ GeV/c). This increase is more pronounced for larger values of the p_T threshold for associated tracks, indicating an increased contribution of correlated hard processes (initial- and final-state radiation) to the transverse region. For example, for the p_T threshold $p_T > 1$ GeV/c, the charged-particle number density increases from 0.3 to 0.45 (i.e., by about 50%) when p_T^{trig} is increased from 5 to 40 GeV/c. Whereas for the p_T threshold $p_T > 0.15$ GeV/c, the increase is less than 10%. In contrast, for p–Pb collisions the charged-particle number density in the plateau region is flat for all the p_T thresholds. This behaviour also suggests that the contamination from the main partonic scattering in the transverse region is smaller in p–Pb than in pp collisions. Figure 2 also shows the predictions of the event generators. EPOS LHC better describes the p_T^{trig} dependence of the charged-particle multiplicity density for pp collisions relative to p–Pb collisions. For p–Pb collisions, EPOS LHC significantly underestimates the charged-particle number density, and it does not reproduce the trend with p_T^{trig} and the value at the plateau observed in data. In contrast, PYTHIA 8/Angantyr qualitatively reproduces the measured trends with p_T^{trig} in p–Pb collisions, providing a good quantitative description of the data for the lowest p_T threshold ($p_T > 0.15$ GeV/c), while it underestimates the measured densities in the plateau region for higher p_T thresholds. In the following, measurements with the p_T threshold requirement of 0.5 GeV/c for associated particles are reported and discussed. Results for other p_T thresholds ($p_T > 0.15$ GeV/c and > 1.0 GeV/c) are presented in appendix A.

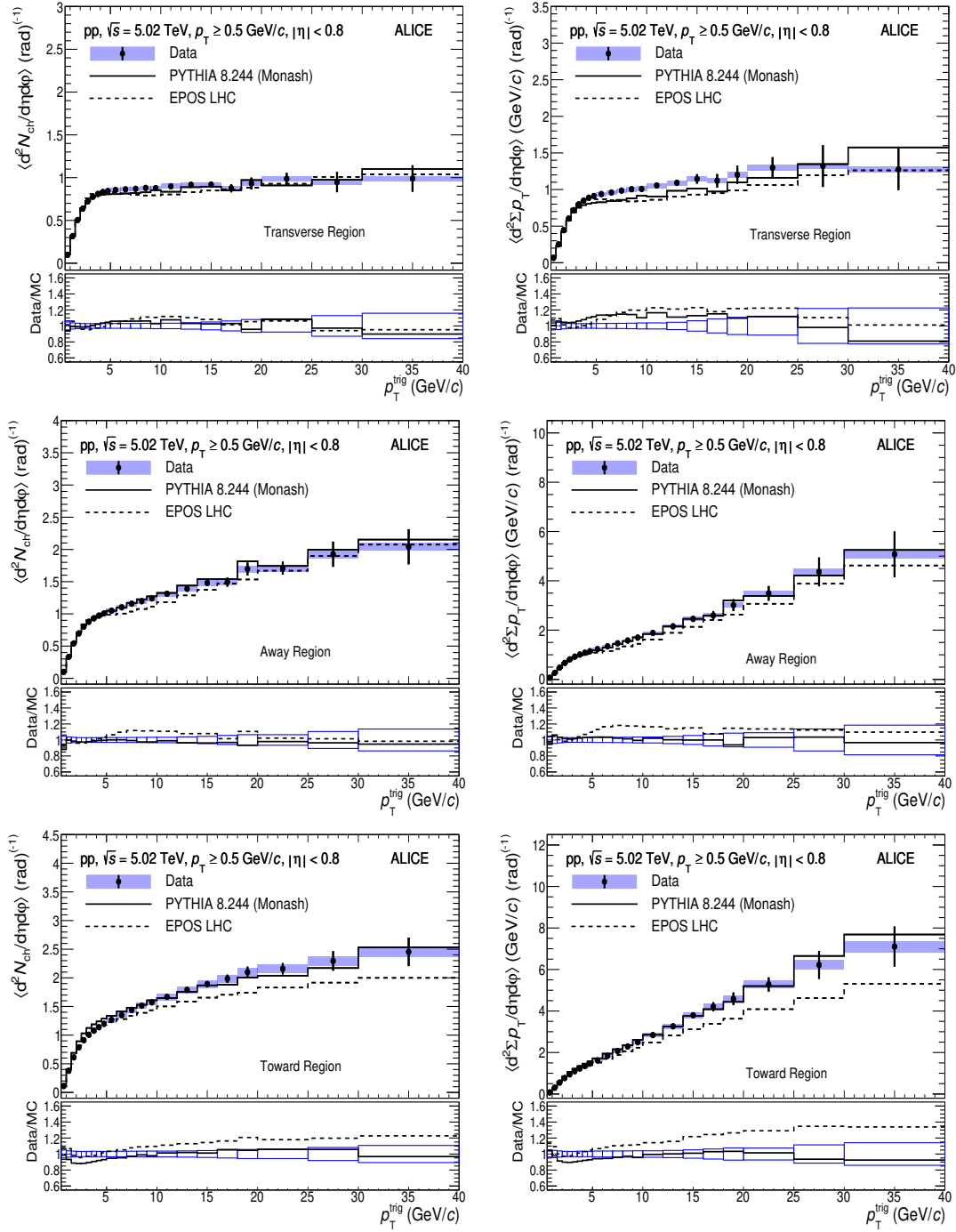


Figure 4. The charged-particle number (left) and summed- p_T (right) densities as a function of p_T^{trig} in pp collisions at $\sqrt{s} = 5.02$ TeV are displayed. Results for the transverse (top), away (middle), and toward (bottom) regions were obtained for the transverse momentum threshold $p_T > 0.5$ GeV/c. The shaded area and the error bars around the data points represent the systematic and statistical uncertainties, respectively. Data are compared with PYTHIA 8/Monash (solid line) and EPOS LHC (dashed line) predictions. The data-to-model ratios are displayed in the bottom panel of each plot. The boxes around unity represent the statistical and systematic uncertainties added in quadrature.

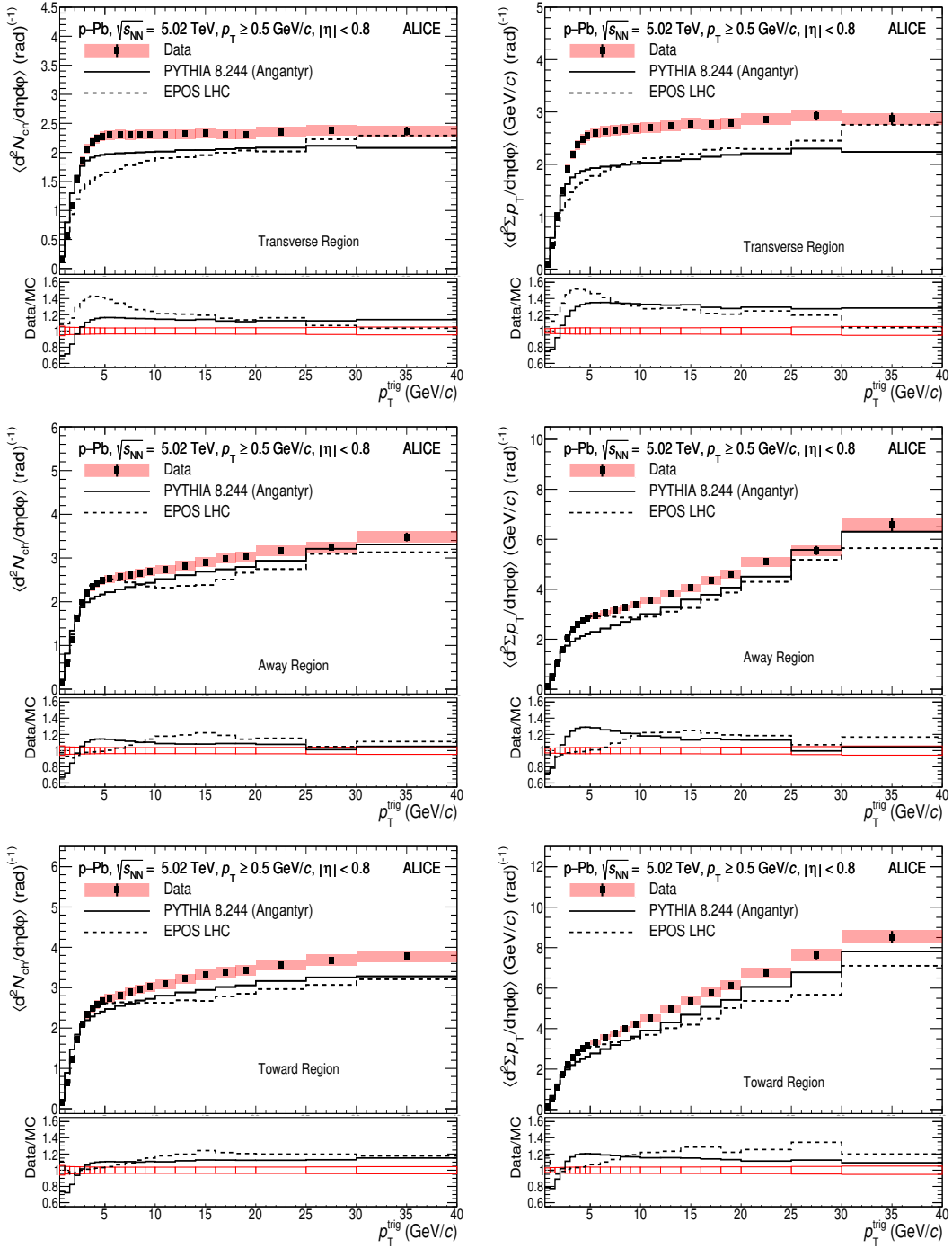


Figure 5. The charged-particle number (left) and summed- p_T (right) densities as a function of p_T^{trig} in p-Pb collisions at $\sqrt{s_{\text{NN}}} = 5.02$ TeV are displayed. Results for the transverse (top), away (middle), and toward (bottom) regions were obtained for the transverse momentum threshold $p_T > 0.5$ GeV/c. The shaded area and the error bars around the data points represent the systematic and statistical uncertainties, respectively. Data are compared with PYTHIA 8/Angantyr (solid line) and EPOS LHC (dashed line) predictions. The data-to-model ratios are displayed in the bottom panel of each plot. The boxes around unity represent the statistical and systematic uncertainties added in quadrature.

Figure 3 shows the charged-particle number density as a function of p_T^{trig} measured in pp and p–Pb collisions at $\sqrt{s_{\text{NN}}} = 5.02$ TeV. Results are presented for the toward, transverse, and away regions. The p_T^{trig} dependence in all regions is similar for both collision systems. For $p_T^{\text{trig}} \gtrsim 5$ GeV/ c the charged-particle number density becomes almost independent of p_T^{trig} (plateau) in the transverse region, as already pointed out above, while in the toward and away regions it continues to rise with increasing p_T^{trig} . The continuous rise observed for the toward and away regions can be attributed to the fact that produced particles in these regions do not originate only from the UE, but have also a contribution due to fragments from hard scatterings, which are mostly collimated in azimuth. The contribution from fragments increases with increasing p_T^{trig} causing the rise of event activity. A qualitatively similar behaviour in pp and p–Pb collisions is observed. However, the event activity in the toward and away regions in pp collisions increases faster with p_T^{trig} than in p–Pb collisions, namely, the increase of the particle density from $p_T^{\text{trig}} = 5$ GeV/ c up to $p_T^{\text{trig}} = 40$ GeV/ c amounts to a factor of ≈ 2 and ≈ 1.4 in pp and p–Pb collisions, respectively. Moreover, at $p_T^{\text{trig}} = 35$ GeV/ c the relative level of the event activity in the transverse region with respect to that in the toward (away) region is ≈ 0.4 and ≈ 0.60 (≈ 0.5 and ≈ 0.65) for pp and p–Pb collisions, respectively. This indicates that the UE contribution to the toward and away regions is larger in p–Pb than in pp collisions, which is expected because of multiple nucleon–nucleon collisions in a single p–Pb collision that give a large additional UE, with respect to MPI in the same pp collision.

Figure 4 shows comparisons between the data from pp collisions and the predictions of event generators for both the primary charged-particle number, and the summed- p_T densities in the three considered azimuthal regions (toward, away, and transverse). Although the modelling of the UE activity in PYTHIA 8/Monash is completely different with respect to that implemented in EPOS LHC, both models qualitatively describe the measured charged-particle densities in the three azimuthal regions. In the away region, within uncertainties, PYTHIA 8/Monash describes the data better than EPOS LHC in the full p_T^{trig} range of the measurement. The maximum deviation of EPOS LHC with respect to data is around 10% and 20% for the number density and summed- p_T density, respectively, in the p_T^{trig} interval 5–15 GeV/ c . Regarding the toward region, PYTHIA 8/Monash predictions overestimate the event activity by 10% for $p_T^{\text{trig}} < 5$ GeV/ c , whereas for higher p_T^{trig} PYTHIA 8/Monash describes the data quite well. The situation is the opposite for EPOS LHC: at low p_T^{trig} EPOS LHC describes well the event activity, but it significantly underestimates the particle densities for higher p_T^{trig} (> 8 GeV/ c) by $\approx 30\%$.

Figure 5 shows data-to-model comparisons for the case of p–Pb collisions. For the transverse region, as already pointed out above, PYTHIA 8/Angantyr provides a better qualitative description of the measured trend of the charged-particle number densities as compared to EPOS LHC. However, both PYTHIA 8/Angantyr and EPOS LHC underestimate the charged-particle summed- p_T (number) density for $p_T^{\text{trig}} > 5$ GeV/ c by more than 20% (10%). While for PYTHIA 8/Angantyr this discrepancy stays roughly constant up to $p_T \approx 3$ GeV/ c , for EPOS LHC the discrepancy increases up to 50% at $p_T \approx 3$ GeV/ c . For the toward and away regions, as visible from the ratio plots in the bottom panels of figure 5, PYTHIA 8/Angantyr does not describe the trend with p_T^{trig} of both the event-

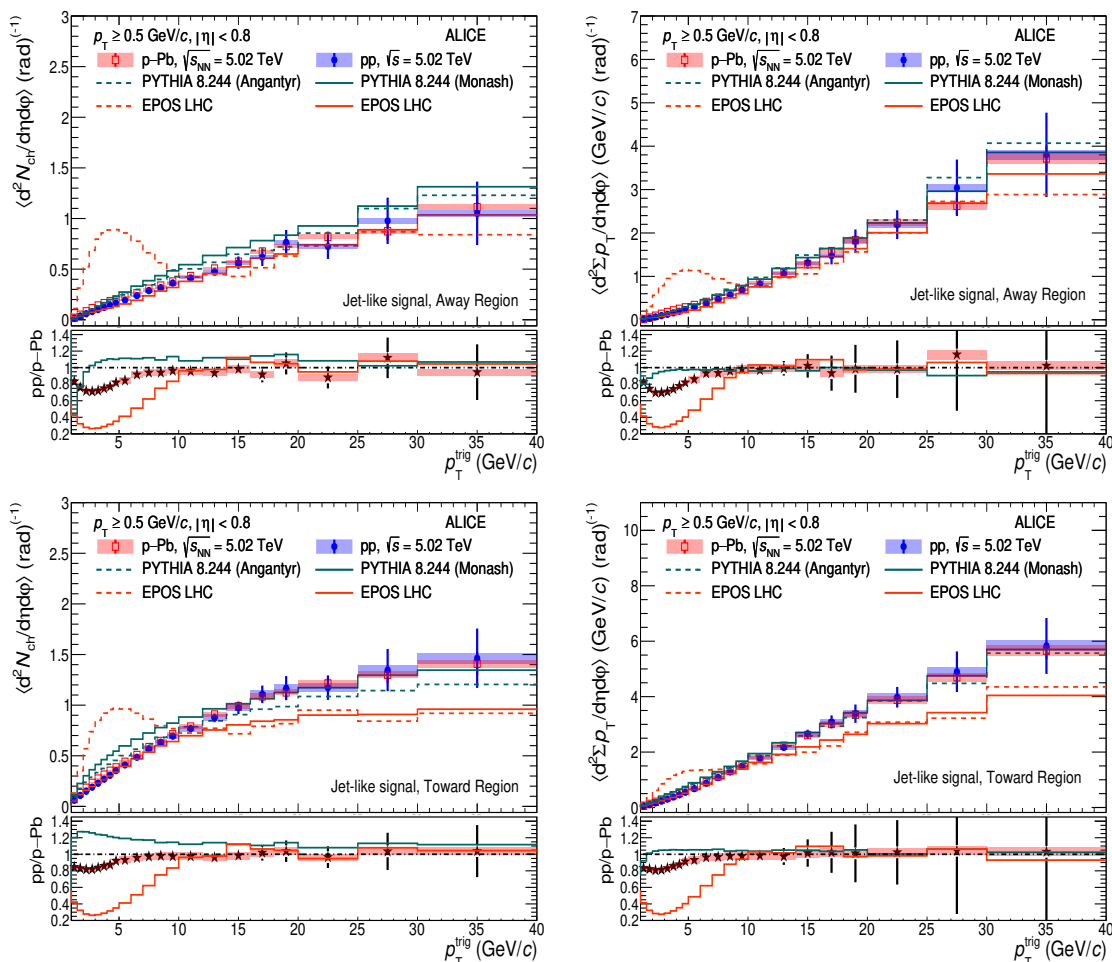


Figure 6. Upper panels: charged-particle number (left) and summed- p_T (right) densities as a function of p_T^{trig} in pp (blue) and p-Pb (red) collisions at $\sqrt{s_{\text{NN}}} = 5.02$ TeV. Results for data and comparison with models PYTHIA 8 (green) and EPOS LHC (red) predictions for the away (upper) and toward (bottom) regions, after the subtraction of the charged-particle number (left) and summed- p_T (right) densities in the transverse region, are shown. Bottom panels: charged-particle number and summed- p_T densities measured in pp collisions divided by those in p-Pb collisions are displayed for both data and models.

activity variables, in particular in the range $1 < p_T^{\text{trig}} < 5$ GeV/c, where the event activity increases more steeply in the data than in the PYTHIA 8/Angantyr predictions. At higher p_T^{trig} ($5 < p_T^{\text{trig}} < 10$ GeV/c) the ratio between the data and PYTHIA 8/Angantyr flattens, however a discrepancy by about 10% (30%) between the data and the model predictions is observed for the charged-particle number (summed- p_T) densities. The description of the data by EPOS LHC is slightly better than that of PYTHIA 8/Angantyr for $p_T^{\text{trig}} < 8$ GeV/c. However, in that p_T^{trig} interval EPOS LHC predicts bump structures in the toward and away regions which are not seen in data. For higher p_T^{trig} EPOS LHC overestimates the event activity. The inclusion of these data in future MC tunings would be relevant to improve the modelling of the UE in p-Pb collisions.

4.2 Event activity in the jet-like signals

Figure 6 shows the jet-like contribution to the charged-particle number and summed- p_T densities in the toward and away regions as a function of p_T^{trig} for pp and p-Pb collisions at $\sqrt{s_{\text{NN}}} = 5.02$ TeV. As discussed earlier, the event activity for the jet-like signals is obtained from the event activity in the toward and away regions after subtracting the event activity in the transverse region (see eq. (3.3) and eq. (3.4)). In contrast to the behaviour observed for the toward and away regions, where at $p_T^{\text{trig}} \approx 5$ GeV/ c the event activity tends to flatten out, the densities in the jet-like signals rise with increasing p_T^{trig} in the entire range of the measurement.

At high p_T^{trig} ($p_T^{\text{trig}} > 10$ GeV/ c), the event activity in the jet-like signals exhibits a remarkable similarity between measurements in pp and p-Pb collisions for both charged-particle multiplicity and summed- p_T densities. Within 10%, both PYTHIA 8/Angantyr and EPOS LHC reproduce this feature. At low p_T^{trig} ($p_T^{\text{trig}} < 10$ GeV/ c), the models overestimate the event activity in the jet-like signals measured in p-Pb collisions. The disagreement is more remarkable for EPOS LHC than for PYTHIA 8/Angantyr. For pp collisions, PYTHIA 8 slightly overestimates the event activity, while EPOS LHC underestimates the particle densities. For $p_T^{\text{trig}} < 10$ GeV/ c , the event activity in pp collisions scaled to that in p-Pb collisions is smaller than unity, reaching a minimum of ≈ 0.8 at $p_T^{\text{trig}} \approx 3$ GeV/ c . This behaviour is not reproduced by PYTHIA 8/Angantyr, which gives a ratio above unity for $p_T^{\text{trig}} > 1$ GeV/ c . In contrast, EPOS LHC exhibits a similar pattern, but the size of the effect is much larger than in data. The main difference between PYTHIA 8/Angantyr and EPOS LHC is that EPOS LHC incorporates collective flow, which is expected to be significant in the p_T^{trig} interval (3-4 GeV/ c [47]) where we observe the differences between measurements in pp and p-Pb collisions. Given that (radial and elliptic) flow is larger in p-Pb than in pp collisions [48, 49], its contribution to the toward and away regions is expected to be higher in p-Pb than in pp collisions. In particular, the elliptic azimuthal correlations modulate the background according to: $B(\Delta\varphi) = B_0(1 + 2V_2 \cos(2\Delta\varphi))$, where $V_2 \approx v_2^{\text{trig}} v_2^{\text{assoc}}$ is approximately given by the product of anisotropic flow coefficients for trigger and associated particles at their respective momenta [47]. From Pb-Pb results we expect the effect to be the largest at intermediate transverse momenta and to decrease for high transverse momentum particles [50].

Finally, the average transverse momentum $\langle p_T \rangle$ of particles in the toward and away regions after subtracting the UE contribution estimated from the transverse region is shown in figure 7 as a function of p_T^{trig} for pp and p-Pb collisions at $\sqrt{s_{\text{NN}}} = 5.02$ TeV. Within uncertainties, the $\langle p_T \rangle$ values are consistent in pp and p-Pb collisions in the measured p_T^{trig} interval. The PYTHIA 8 tunes considered in this paper do not reproduce this behaviour. They predict that in the away region the average p_T for the jet-like signal in pp collisions is about 20% (10%) larger than in p-Pb collisions for $p_T^{\text{trig}} < 2$ GeV/ c ($p_T^{\text{trig}} > 5$ GeV/ c). For the toward region, the situation is similar at high p_T^{trig} ; however, for $p_T^{\text{trig}} < 2$ GeV/ c , the $\langle p_T \rangle$ in p-Pb collisions is predicted to be about 20% larger than in pp collisions. Although the main source of this discrepancy is the underestimation of the measured $\langle p_T \rangle$ in p-Pb collisions by PYTHIA 8/Angantyr, the prediction for pp collisions is lower than

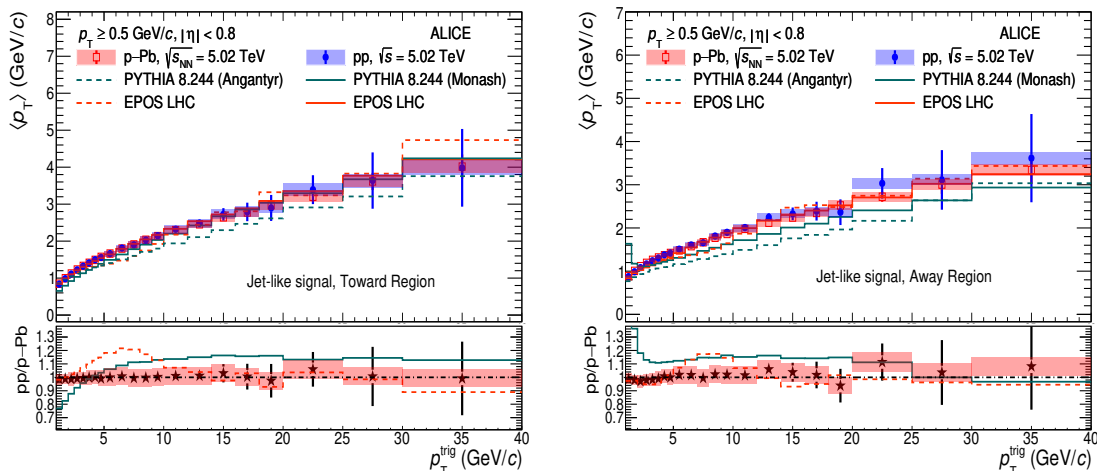


Figure 7. Upper: average transverse momentum as a function of p_T^{trig} in the toward (left) and away (right) regions measured in pp and p–Pb collisions at $\sqrt{s_{\text{NN}}} = 5.02$ TeV. Results for data and comparison with models PYTHIA 8 (green) and EPOS LHC (red) predictions are shown. Bottom: average transverse momentum measured in pp collisions divided by that measured in p–Pb collisions. A similar ratio is shown for model predictions.

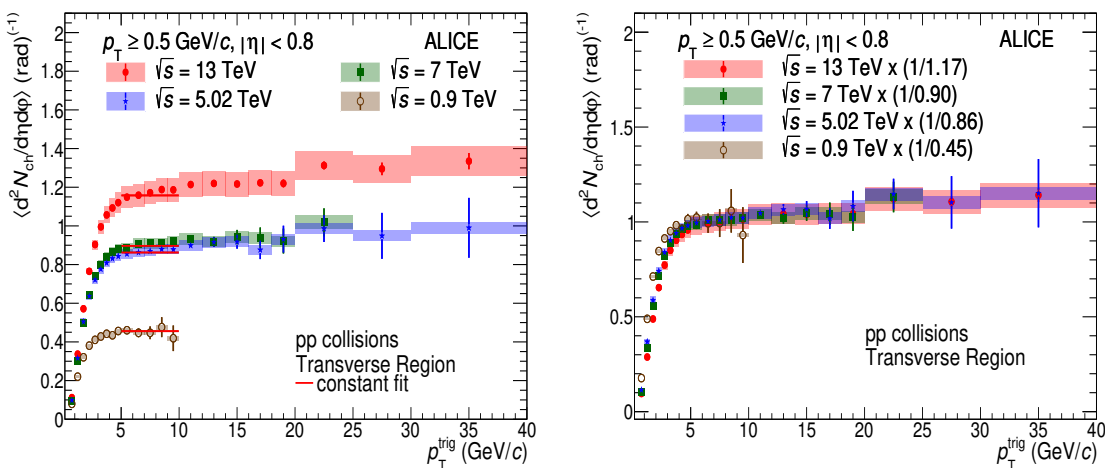


Figure 8. Left: charged-particle number density in the transverse region as a function of p_T^{trig} for pp collisions at $\sqrt{s} = 0.9, 5.02, 7,$ and 13 TeV [11, 14]. A constant function (solid lines) is used to fit the data in the range $5 < p_T^{\text{trig}} < 10$ GeV/c. Right: number densities scaled by the plateau values obtained from the fit to compare the shapes. The coloured boxes represent the systematic uncertainties, and vertical error bars indicate statistical uncertainties.

the measured $\langle p_T \rangle$ in the away region. The agreement of PYTHIA 8/Monash with pp data is better for the toward region. On the other hand, EPOS LHC reproduces the average p_T for the two collision systems better than PYTHIA 8/Angantyr. Although, for $p_T^{\text{trig}} < 10 \text{ GeV}/c$, EPOS LHC predicts the $\langle p_T \rangle$ in the toward region to be larger in pp as compared to p–Pb collisions, leading to a bump-like structure in the ratio of pp over p–Pb results, which is not observed in the data.

4.3 Energy dependence of the underlying event in pp collisions

This subsection discusses the collision-energy dependence of the charged-particle number density in the transverse region. Given that data from experiments at RHIC, the Tevatron and the LHC, are available for the p_T threshold, $p_T > 0.5 \text{ GeV}/c$, our results for this p_T threshold are compared with existing measurements at other centre-of-mass energies. Figure 8 (left) compares the UE activity obtained in pp collisions at $\sqrt{s} = 5.02 \text{ TeV}$ to those obtained at other LHC energies, namely $\sqrt{s} = 0.9, 7, \text{ and } 13 \text{ TeV}$ [11, 14]. Between the two higher energies, $\sqrt{s} = 7$ and 13 TeV , the number density in the plateau increases by about 30%. A similar increase was reported considering associated particles with $p_T > 0.15 \text{ GeV}/c$ [51]. More information about the \sqrt{s} -dependence in the transverse region can be obtained by comparing the shapes of the number density as a function of p_T^{trig} . One attempt using the data provided by the ATLAS collaboration has been reported in ref. [52]; a similar comparison was performed by the ALICE collaboration in ref. [51]. Following the approach presented in ref. [51], the height of the plateau for different collision energies is quantified by fitting a constant function in the range $5 < p_T^{\text{trig}} < 10 \text{ GeV}/c$ (the fit functions are also shown in the left panel of figure 8). The fitting range was restricted to that common range in order to be consistent with the procedure used for the measurements at other centre-of-mass energies. Larger fitting ranges were also considered, and consistent results were obtained. The shapes of the particle densities as a function of p_T^{trig} are then compared after dividing the densities by the level of the plateau, as estimated from the fit to a constant value. The results are shown in figure 8 (right). For the two higher energies, the p_T^{trig} coverage extends beyond the fitting range, i.e. to $p_T^{\text{trig}} > 10 \text{ GeV}/c$. In this range, the densities agree within the statistical and systematic uncertainties. In the rise region ($p_T^{\text{trig}} < 5 \text{ GeV}/c$), one observes a clear ordering among the four collision energies, the lowest energy having the highest density relative to the plateau. Moreover, at lower \sqrt{s} , the plateau values seem to be reached at a slightly lower p_T^{trig} . This feature is also observed in pp collisions simulated with the PYTHIA 8 event generator [52].

Figure 9 shows the \sqrt{s} dependence of the charged-particle number density measured in the transverse azimuthal interval and in the high p_T^{trig} interval of the plateau region. Results from various experiments at RHIC [3], the Tevatron [2, 56], and the LHC [11, 51, 53–55, 57] are displayed. The ATLAS, CDF, CMS, and STAR data points are taken from the compilation reported by the STAR collaboration [3]. The event activity shows a modest increase from $\sqrt{s} = 0.2$ up to 0.9 TeV , while for higher energies it exhibits a steeper rise. This behaviour is described by a function of the form $\propto s^{0.27} + 0.14 \log(s)$, in which the power-law term describes the UE contribution, whereas the logarithmic term describes the contribution from ISR and FSR. The parametrisation was taken from ref. [58]. A

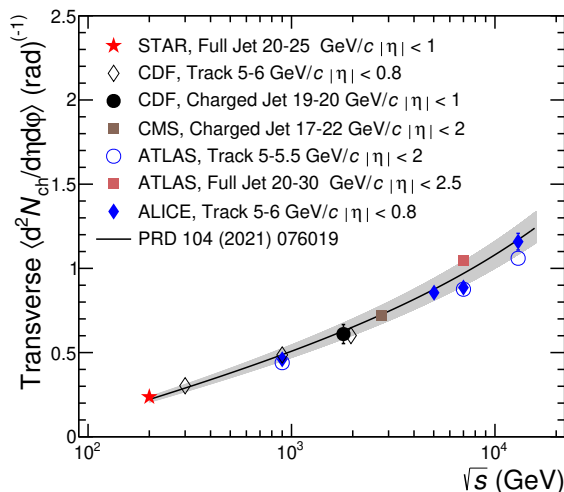


Figure 9. Centre-of-mass energy dependence of the high p_T^{trig} plateau value of the charged-particle number density in the transverse region. The ATLAS [53–55], CDF [2, 56], CMS [57] and STAR [3] data points were taken from the compilation reported by the STAR collaboration [3]. Error bars represent statistical and systematic uncertainties summed in quadrature. The data are compared with a parametrisation of the form $s^{0.27} + 0.14 \log(s)$ [58].

comparison to the charged particle multiplicity at mid-pseudorapidity in minimum-bias pp data, where $\langle dN_{\text{ch}}/d\eta \rangle$ can be parameterised as $\langle dN_{\text{ch}}/d\eta \rangle \propto s^{0.114}$ [59], suggests that the UE contribution increases faster with centre-of-mass energy than the charged particle multiplicity in minimum-bias pp collisions.

5 Conclusions

In this paper, the measurements of underlying-event observables performed in pp and p–Pb collisions at a centre-of-mass energy per nucleon–nucleon collisions of 5.02 TeV were reported. The analysis was carried out following the strategy introduced by the CDF collaboration consisting of the definition of three azimuthal regions relative to the highest transverse momentum particle in the collision (p_T^{trig}). The charged-particle production is measured within the pseudorapidity interval $|\eta| < 0.8$; and it is quantified with the number and summed- p_T densities considering particles above a given p_T threshold. Three p_T thresholds are considered: 0.15, 0.5, and 1 GeV/c. These quantities are reported as a function of p_T^{trig} , and for the toward, away, and transverse azimuthal regions. The transverse region is the most sensitive to the underlying event; while the toward and away regions include both the underlying-event and jet fragments from the main partonic scattering. For the isolation of the jet-like signal, the event activity in the transverse region is subtracted from those measured in the toward and away regions. Results for pp collisions are compared with data at other centre-of-mass energies and with MC predictions. In addition, the event activities measured in pp and p–Pb collisions are compared with each other at the same p_T^{trig} value. The main conclusions of the present work are listed below.

- The underlying-event observables in pp collisions follow the same behaviour as observed at lower centre-of-mass energies. In the transverse region the charged-particle densities measured in the three azimuthal regions exhibit a fast rise for $p_T^{\text{trig}} < 5 \text{ GeV}/c$ followed by a flattening at higher p_T^{trig} (plateau). Data for the three azimuthal regions relative to the leading particle are reproduced by the PYTHIA 8 event generator with the Monash tune. EPOS LHC predicts a slightly different behaviour in particular at p_T^{trig} around $3 \text{ GeV}/c$ where a bump structure is present in the three azimuthal regions which is not observed in the data.
- The underlying-event observables in p–Pb collisions qualitatively behave like in pp interactions. The particle densities in the transverse region exhibit a saturation at $p_T^{\text{trig}} \approx 5 \text{ GeV}/c$. PYTHIA 8/Angantyr qualitatively reproduces this saturation but underestimates the particle densities. The EPOS LHC model does not describe the saturation and underestimates the event activity within the measured p_T^{trig} interval. For the toward and away regions, above the onset of the plateau, data exhibit a slower increase of the particle densities with increasing p_T^{trig} than that observed in pp collisions. EPOS LHC and PYTHIA 8/Angantyr underestimate the particle densities at high p_T^{trig} ($> 8 \text{ GeV}/c$). At lower p_T^{trig} , EPOS LHC predicts a bump structure at $p_T^{\text{trig}} \approx 4 \text{ GeV}/c$ which is not seen in data. For $p_T^{\text{trig}} < 3 \text{ GeV}/c$, EPOS LHC describes the particle densities, whereas PYTHIA 8/Angantyr overestimates those in data by up to 30%.
- The particle densities in the toward and away regions after subtraction of the UE contribution as a function of p_T^{trig} in pp collisions are consistent with those measured in p–Pb collisions for $p_T^{\text{trig}} > 10 \text{ GeV}/c$, i.e., no modification of the jet-like yield in p–Pb collisions relative to pp collisions is found. At lower p_T^{trig} , the charged-particle densities are larger in p–Pb collisions relative to pp collisions. This behaviour is expected given the larger collective flow effects in p–Pb collisions relative to pp collisions. This feature is qualitatively captured by the EPOS LHC generator, which incorporates collective flow effects in the modelling of the system created in the collision. However, the size of the effect is significantly larger in EPOS LHC than in data. An opposite trend is instead predicted by simulations with PYTHIA 8/Angantyr, which do not include collective effects. The average p_T as a function of p_T^{trig} was also measured. The average p_T values measured in pp and p–Pb collision are found to be consistent between each other in the entire p_T^{trig} interval of the measurement. Simulations with EPOS LHC predict instead a slightly lower average p_T for jet-like signal in p–Pb collisions as compared to pp collisions for $p_T^{\text{trig}} < 10 \text{ GeV}/c$, while PYTHIA 8 with the Monash and Angantyr tunes do not provide a good description for this observable.

The measurements reported in this article represent important input for the tuning of some of the parameters of the event generators in order to improve the modelling of soft particle production in pp and p–Pb collisions. Moreover, they can contribute to the

understanding of the origin of signals resembling a collective behaviour in pp and p–Pb collisions.

Acknowledgments

The ALICE Collaboration would like to thank all its engineers and technicians for their invaluable contributions to the construction of the experiment and the CERN accelerator teams for the outstanding performance of the LHC complex. The ALICE Collaboration gratefully acknowledges the resources and support provided by all Grid centres and the Worldwide LHC Computing Grid (WLCG) collaboration. The ALICE Collaboration acknowledges the following funding agencies for their support in building and running the ALICE detector: A. I. Alikhanyan National Science Laboratory (Yerevan Physics Institute) Foundation (ANSL), State Committee of Science and World Federation of Scientists (WFS), Armenia; Austrian Academy of Sciences, Austrian Science Fund (FWF): [M 2467-N36] and Nationalstiftung für Forschung, Technologie und Entwicklung, Austria; Ministry of Communications and High Technologies, National Nuclear Research Center, Azerbaijan; Conselho Nacional de Desenvolvimento Científico e Tecnológico (CNPq), Financiadora de Estudos e Projetos (Finep), Fundação de Amparo à Pesquisa do Estado de São Paulo (FAPESP) and Universidade Federal do Rio Grande do Sul (UFRGS), Brazil; Ministry of Education of China (MOEC) , Ministry of Science & Technology of China (MSTC) and National Natural Science Foundation of China (NSFC), China; Ministry of Science and Education and Croatian Science Foundation, Croatia; Centro de Aplicaciones Tecnológicas y Desarrollo Nuclear (CEADEN), Cubaenergía, Cuba; Ministry of Education, Youth and Sports of the Czech Republic, Czech Republic; The Danish Council for Independent Research | Natural Sciences, the VILLUM FONDEN and Danish National Research Foundation (DNRF), Denmark; Helsinki Institute of Physics (HIP), Finland; Commissariat à l’Energie Atomique (CEA) and Institut National de Physique Nucléaire et de Physique des Particules (IN2P3) and Centre National de la Recherche Scientifique (CNRS), France; Bundesministerium für Bildung und Forschung (BMBF) and GSI Helmholtzzentrum für Schwerionenforschung GmbH, Germany; General Secretariat for Research and Technology, Ministry of Education, Research and Religions, Greece; National Research, Development and Innovation Office, Hungary; Department of Atomic Energy Government of India (DAE), Department of Science and Technology, Government of India (DST), University Grants Commission, Government of India (UGC) and Council of Scientific and Industrial Research (CSIR), India; National Research and Innovation Agency — BRIN, Indonesia; Istituto Nazionale di Fisica Nucleare (INFN), Italy; Japanese Ministry of Education, Culture, Sports, Science and Technology (MEXT) and Japan Society for the Promotion of Science (JSPS) KAKENHI, Japan; Consejo Nacional de Ciencia (CONACYT) y Tecnología, through Fondo de Cooperación Internacional en Ciencia y Tecnología (FONCICYT) and Dirección General de Asuntos del Personal Académico (DGAPA), Mexico; Nederlandse Organisatie voor Wetenschappelijk Onderzoek (NWO), Netherlands; The Research Council of Norway, Norway; Commission on Science and Technology for Sustainable Development in the South (COMSATS), Pakistan; Pontificia Universidad Católica del Perú, Peru;

Ministry of Education and Science, National Science Centre and WUT ID-UB, Poland; Korea Institute of Science and Technology Information and National Research Foundation of Korea (NRF), Republic of Korea; Ministry of Education and Scientific Research, Institute of Atomic Physics, Ministry of Research and Innovation and Institute of Atomic Physics and University Politehnica of Bucharest, Romania; Ministry of Education, Science, Research and Sport of the Slovak Republic, Slovakia; National Research Foundation of South Africa, South Africa; Swedish Research Council (VR) and Knut & Alice Wallenberg Foundation (KAW), Sweden; European Organization for Nuclear Research, Switzerland; Suranaree University of Technology (SUT), National Science and Technology Development Agency (NSTDA), Thailand Science Research and Innovation (TSRI) and National Science, Research and Innovation Fund (NSRF), Thailand; Turkish Energy, Nuclear and Mineral Research Agency (TENMAK), Turkey; National Academy of Sciences of Ukraine, Ukraine; Science and Technology Facilities Council (STFC), United Kingdom; National Science Foundation of the United States of America (NSF) and United States Department of Energy, Office of Nuclear Physics (DOE NP), United States of America. In addition, individual groups or members have received support from: Marie Skłodowska Curie, Strong 2020 — Horizon 2020 (grant nos. 824093, 896850), European Union; Academy of Finland (Center of Excellence in Quark Matter) (grant nos. 346327, 346328), Finland; Programa de Apoyos para la Superación del Personal Académico, UNAM, Mexico.

A Charged-particle densities as a function of p_T^{trig} for others p_T thresholds

The charged-particle number and summed- p_T densities as a function of p_T^{trig} measured in pp collisions at $\sqrt{s} = 5.02$ TeV, in the transverse, away, and toward regions for the transverse momentum thresholds $p_T > 0.15$ GeV/ c and $p_T > 1$ GeV/ c are shown in figures 10 and 11, respectively. The charged-particle number and summed- p_T densities as a function of p_T^{trig} measured in p-Pb collisions at $\sqrt{s_{\text{NN}}} = 5.02$ TeV, in the transverse, away, and toward regions for the transverse momentum thresholds $p_T > 0.15$ GeV/ c and $p_T > 1$ GeV/ c are shown in figures 12 and 13, respectively.

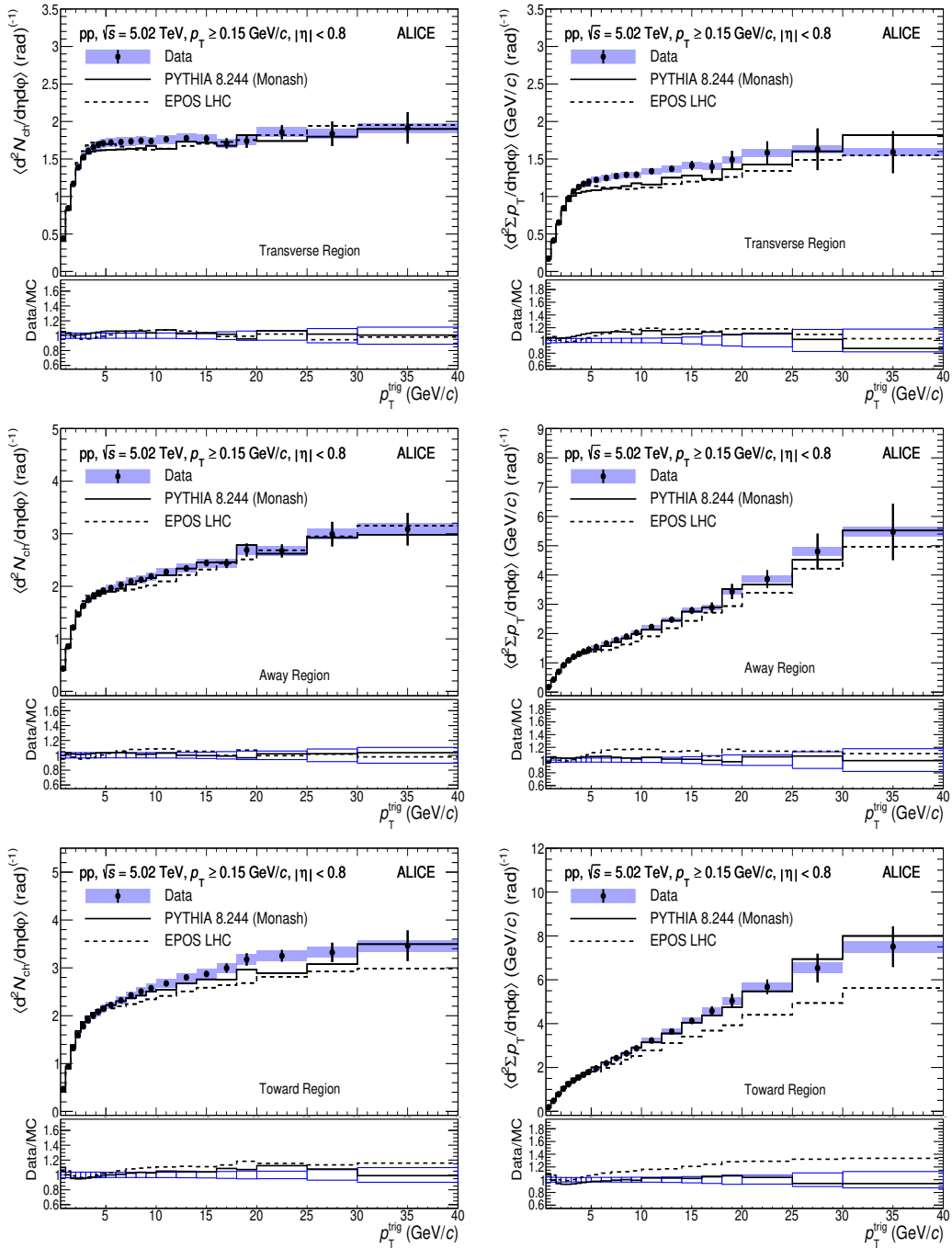


Figure 10. The charged-particle number (left) and summed- p_T (right) densities as a function of p_T^{trig} in pp collision at $\sqrt{s} = 5.02$ TeV are displayed. Results for the transverse (top), away (middle), and toward (bottom) regions were obtained for the transverse momentum threshold $p_T > 0.15$ GeV/c. The shaded area and the error bars around the data points represent the systematic and statistical uncertainties, respectively. Data are compared with PYTHIA 8/Monash (solid line) and EPOS LHC (dashed line) predictions. The data-to-model ratios are displayed in the bottom panel of each plot. The boxes around unity represent the statistical and systematic uncertainties added in quadrature.

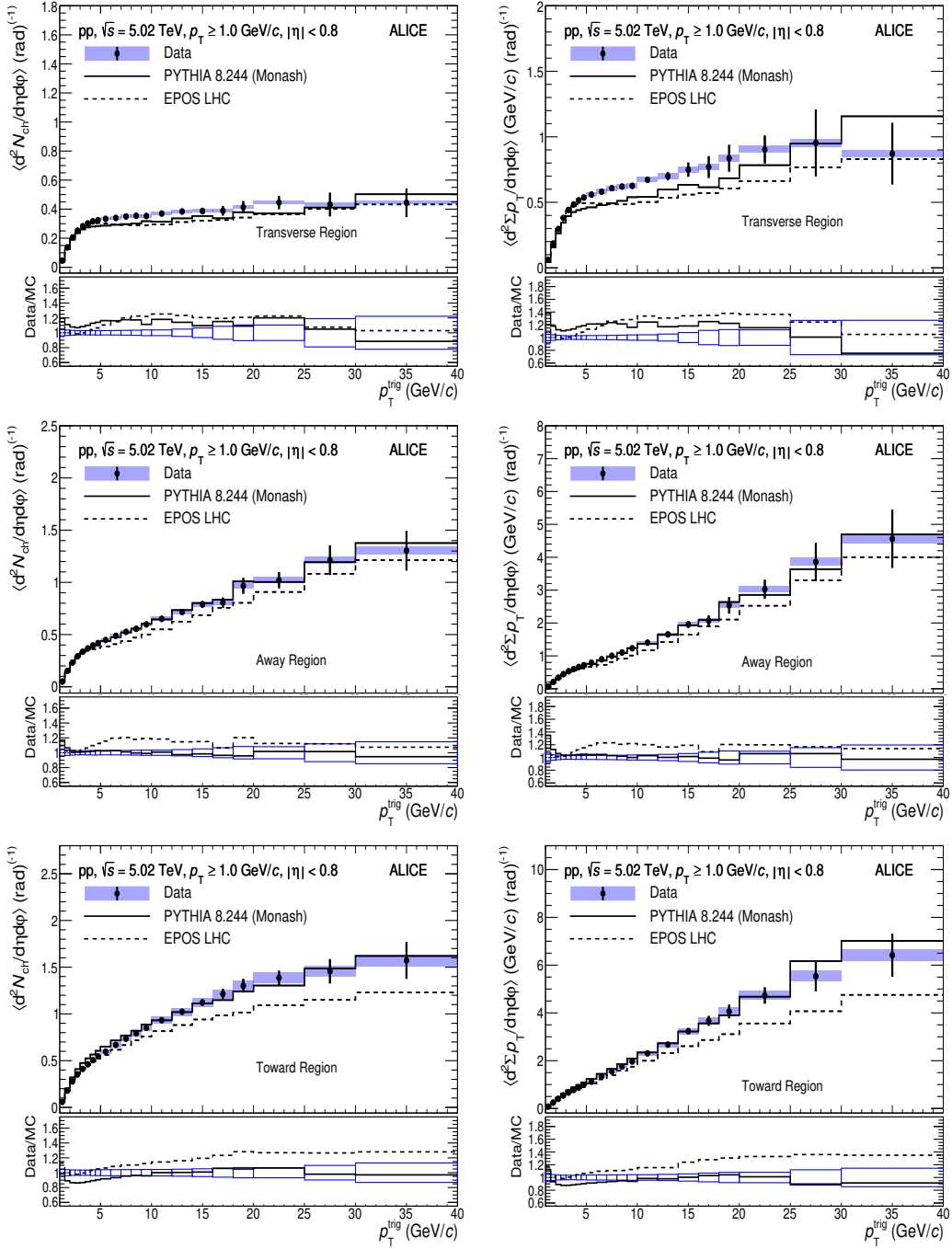


Figure 11. The charged-particle number (left) and summed- p_T (right) densities as a function of p_T^{trig} in pp collision at $\sqrt{s} = 5.02$ TeV are displayed. Results for the transverse (top), away (middle), and toward (bottom) regions were obtained for the transverse momentum threshold $p_T > 1$ GeV/c. The shaded area and the error bars around the data points represent the systematic and statistical uncertainties, respectively. Data are compared with PYTHIA 8/Monash (solid line) and EPOS LHC (dashed line) predictions. The data-to-model ratios are displayed in the bottom panel of each plot. The boxes around unity represent the statistical and systematic uncertainties added in quadrature.

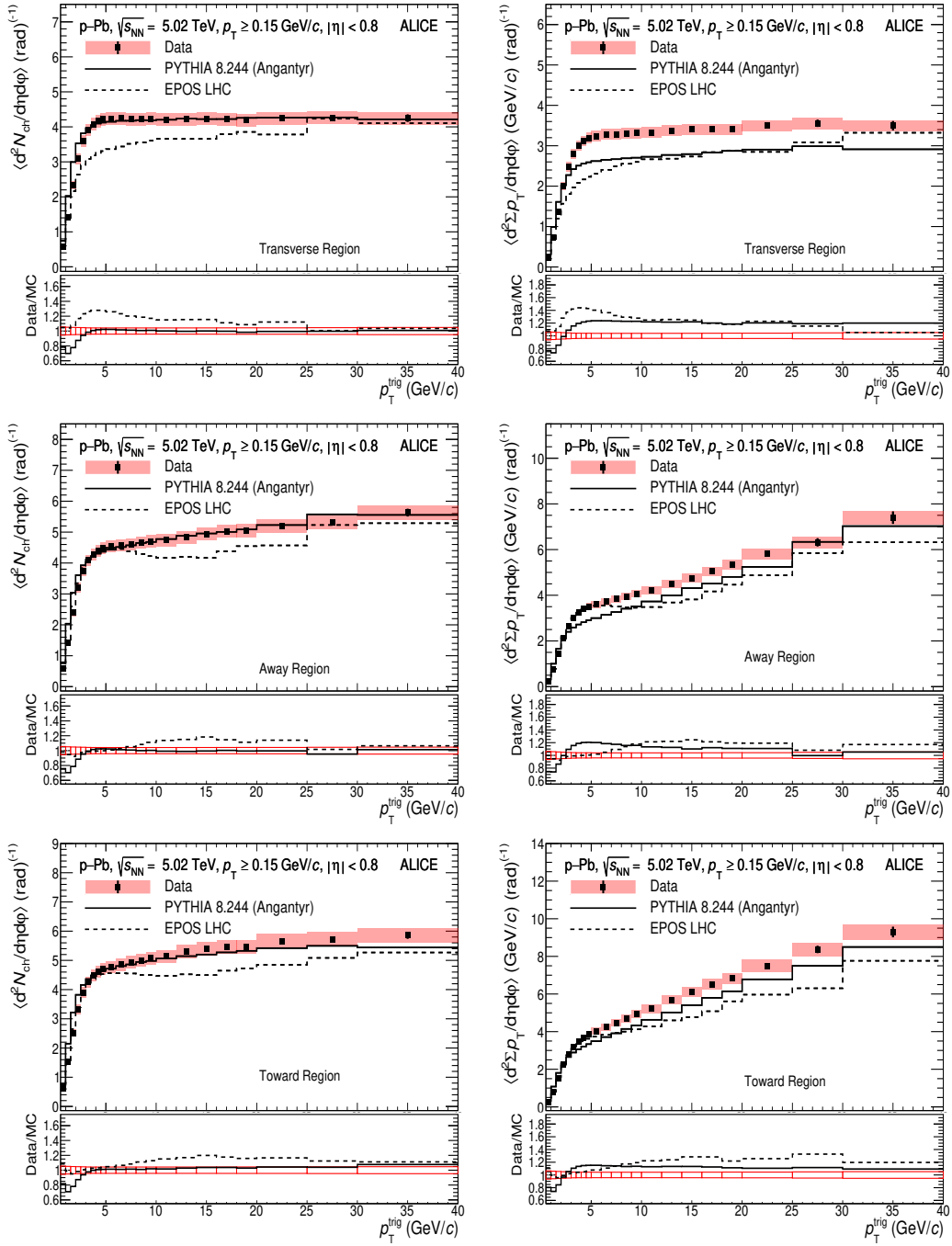


Figure 12. The charged-particle number (left) and summed- p_T (right) densities as a function of p_T^{trig} in p-Pb collision at $\sqrt{s_{NN}} = 5.02$ TeV are displayed. Results for the transverse (top), away (middle), and toward (bottom) regions were obtained for the transverse momentum threshold $p_T > 0.15$ GeV/c. The shaded area and the error bars around the data points represent the systematic and statistical uncertainties, respectively. Data are compared with PYTHIA 8/Angantyr (solid line) and EPOS LHC (dashed line) predictions. The data-to-model ratios are displayed in the bottom panel of each plot. The boxes around unity represent the statistical and systematic uncertainties added in quadrature.

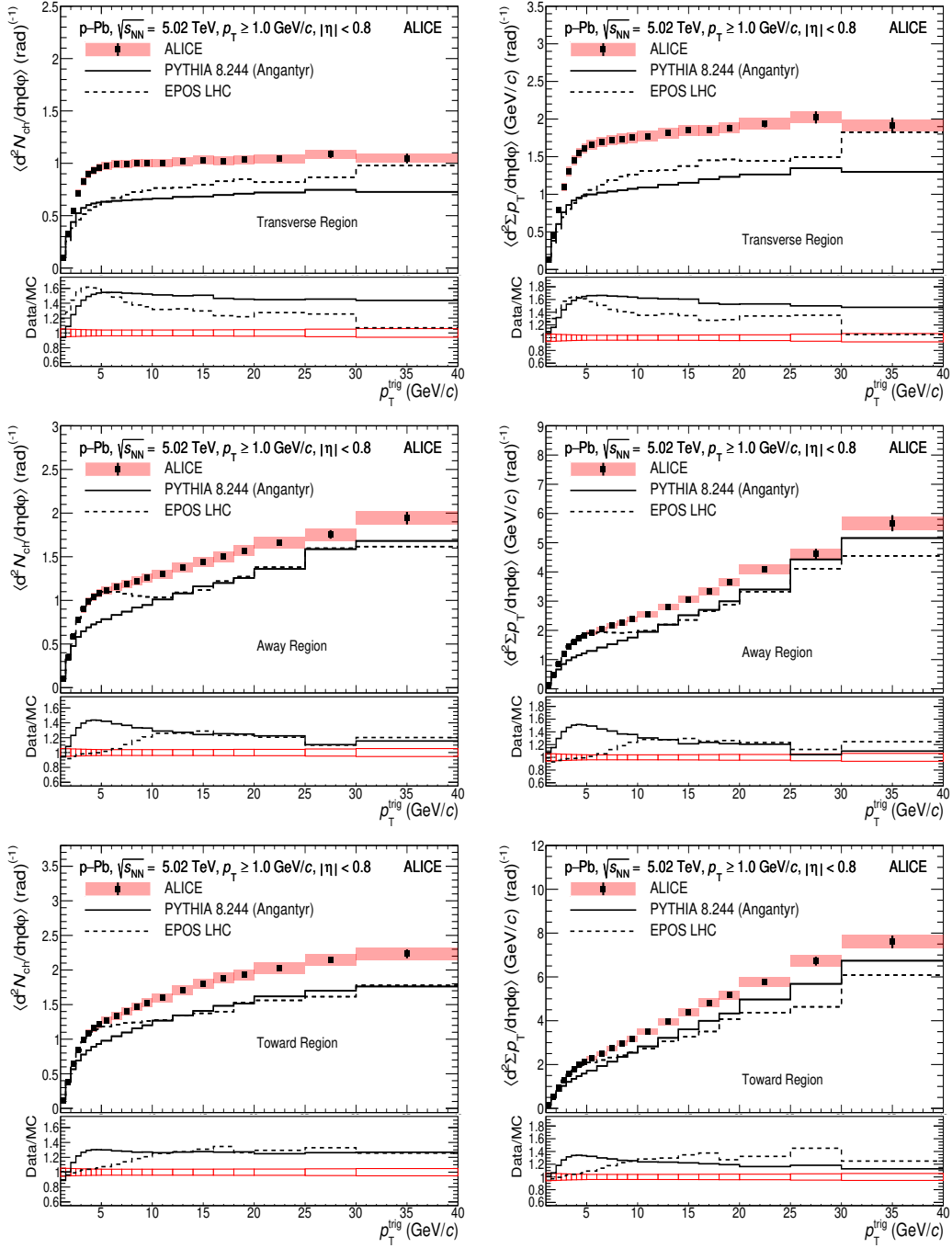


Figure 13. The charged-particle number (left) and summed- p_T (right) densities as a function of p_T^{trig} in p-Pb collision at $\sqrt{s_{NN}} = 5.02$ TeV are displayed. Results for the transverse (top), away (middle), and toward (bottom) regions were obtained for the transverse momentum threshold $p_T > 1$ GeV/c. The shaded area and the error bars around the data points represent the systematic and statistical uncertainties, respectively. Data are compared with PYTHIA 8/Angantyr (solid line) and EPOS LHC (dashed line) predictions. The data-to-model ratios are displayed in the bottom panel of each plot. The boxes around unity represent the statistical and systematic uncertainties added in quadrature.

Open Access. This article is distributed under the terms of the Creative Commons Attribution License ([CC-BY 4.0](https://creativecommons.org/licenses/by/4.0/)), which permits any use, distribution and reproduction in any medium, provided the original author(s) and source are credited. SCOAP³ supports the goals of the International Year of Basic Sciences for Sustainable Development.

References

- [1] T. Sjöstrand and M. van Zijl, *A Multiple Interaction Model for the Event Structure in Hadron Collisions*, *Phys. Rev. D* **36** (1987) 2019 [[INSPIRE](#)].
- [2] CDF collaboration, *Charged Jet Evolution and the Underlying Event in $p\bar{p}$ Collisions at 1.8 TeV*, *Phys. Rev. D* **65** (2002) 092002 [[INSPIRE](#)].
- [3] STAR collaboration, *Underlying event measurements in $p + p$ collisions at $\sqrt{s} = 200$ GeV at RHIC*, *Phys. Rev. D* **101** (2020) 052004 [[arXiv:1912.08187](#)] [[INSPIRE](#)].
- [4] C.M. Buttar et al., *The Underlying Event*, in the proceedings of the *HERA and the LHC: A Workshop on the Implications of HERA for LHC Physics: CERN — DESY Workshop 2004/2005 (Midterm Meeting, CERN; Final Meeting, DESY)*, Geneva, October 11–13 (2005), p. 192–217 [[INSPIRE](#)].
- [5] STAR collaboration, *Underlying event measurements in $p + p$ collisions at $\sqrt{s} = 200$ GeV at RHIC*, *Phys. Rev. D* **101** (2020) 052004 [[arXiv:1912.08187](#)] [[INSPIRE](#)].
- [6] CDF collaboration, *The underlying event in hard interactions at the Tevatron $p\bar{p}$ collider*, *Phys. Rev. D* **70** (2004) 072002 [[hep-ex/0404004](#)] [[INSPIRE](#)].
- [7] R. Field, *Min-Bias and the Underlying Event at the LHC*, *Acta Phys. Polon. B* **42** (2011) 2631 [[arXiv:1110.5530](#)] [[INSPIRE](#)].
- [8] CDF collaboration, *Studying the Underlying Event in Drell-Yan and High Transverse Momentum Jet Production at the Tevatron*, *Phys. Rev. D* **82** (2010) 034001 [[arXiv:1003.3146](#)] [[INSPIRE](#)].
- [9] CMS collaboration, *First Measurement of the Underlying Event Activity at the LHC with $\sqrt{s} = 0.9$ TeV*, *Eur. Phys. J. C* **70** (2010) 555 [[arXiv:1006.2083](#)] [[INSPIRE](#)].
- [10] ATLAS collaboration, *Measurement of underlying event characteristics using charged particles in pp collisions at $\sqrt{s} = 900$ GeV and 7 TeV with the ATLAS detector*, *Phys. Rev. D* **83** (2011) 112001 [[arXiv:1012.0791](#)] [[INSPIRE](#)].
- [11] ALICE collaboration, *Underlying Event measurements in pp collisions at $\sqrt{s} = 0.9$ and 7 TeV with the ALICE experiment at the LHC*, *JHEP* **07** (2012) 116 [[arXiv:1112.2082](#)] [[INSPIRE](#)].
- [12] ATLAS collaboration, *Measurement of the underlying event in jet events from 7 TeV proton-proton collisions with the ATLAS detector*, *Eur. Phys. J. C* **74** (2014) 2965 [[arXiv:1406.0392](#)] [[INSPIRE](#)].
- [13] ATLAS collaboration, *Measurement of charged-particle distributions sensitive to the underlying event in $\sqrt{s} = 13$ TeV proton-proton collisions with the ATLAS detector at the LHC*, *JHEP* **03** (2017) 157 [[arXiv:1701.05390](#)] [[INSPIRE](#)].
- [14] ALICE collaboration, *Underlying Event properties in pp collisions at $\sqrt{s} = 13$ TeV*, *JHEP* **04** (2020) 192 [[arXiv:1910.14400](#)] [[INSPIRE](#)].
- [15] CMS collaboration, *Measurement of the underlying event in the Drell-Yan process in proton-proton collisions at $\sqrt{s} = 7$ TeV*, *Eur. Phys. J. C* **72** (2012) 2080 [[arXiv:1204.1411](#)] [[INSPIRE](#)].

- [16] ATLAS collaboration, *Measurement of distributions sensitive to the underlying event in inclusive Z-boson production in pp collisions at $\sqrt{s} = 7$ TeV with the ATLAS detector*, *Eur. Phys. J. C* **74** (2014) 3195 [[arXiv:1409.3433](#)] [[INSPIRE](#)].
- [17] CMS collaboration, *Measurement of the underlying event activity in inclusive Z boson production in proton-proton collisions at $\sqrt{s} = 13$ TeV*, *JHEP* **07** (2018) 032 [[arXiv:1711.04299](#)] [[INSPIRE](#)].
- [18] ATLAS collaboration, *Measurement of distributions sensitive to the underlying event in inclusive Z-boson production in pp collisions at $\sqrt{s} = 13$ TeV with the ATLAS detector*, *Eur. Phys. J. C* **79** (2019) 666 [[arXiv:1905.09752](#)] [[INSPIRE](#)].
- [19] M. Strikman, *Transverse Nucleon Structure and Multiparton Interactions*, *Acta Phys. Polon. B* **42** (2011) 2607 [[arXiv:1112.3834](#)] [[INSPIRE](#)].
- [20] ALICE collaboration, *Centrality dependence of particle production in p-Pb collisions at $\sqrt{s_{NN}} = 5.02$ TeV*, *Phys. Rev. C* **91** (2015) 064905 [[arXiv:1412.6828](#)] [[INSPIRE](#)].
- [21] J.L. Nagle and W.A. Zajc, *Small System Collectivity in Relativistic Hadronic and Nuclear Collisions*, *Ann. Rev. Nucl. Part. Sci.* **68** (2018) 211 [[arXiv:1801.03477](#)] [[INSPIRE](#)].
- [22] ALICE collaboration, *Enhanced production of multi-strange hadrons in high-multiplicity proton-proton collisions*, *Nature Phys.* **13** (2017) 535 [[arXiv:1606.07424](#)] [[INSPIRE](#)].
- [23] ALICE collaboration, *Multiplicity dependence of charged pion, kaon, and (anti)proton production at large transverse momentum in p-Pb collisions at $\sqrt{s_{NN}} = 5.02$ TeV*, *Phys. Lett. B* **760** (2016) 720 [[arXiv:1601.03658](#)] [[INSPIRE](#)].
- [24] ALICE collaboration, *Multiplicity dependence of light-flavor hadron production in pp collisions at $\sqrt{s} = 7$ TeV*, *Phys. Rev. C* **99** (2019) 024906 [[arXiv:1807.11321](#)] [[INSPIRE](#)].
- [25] CMS collaboration, *Observation of Long-Range Near-Side Angular Correlations in Proton-Proton Collisions at the LHC*, *JHEP* **09** (2010) 091 [[arXiv:1009.4122](#)] [[INSPIRE](#)].
- [26] CMS collaboration, *Evidence for collectivity in pp collisions at the LHC*, *Phys. Lett. B* **765** (2017) 193 [[arXiv:1606.06198](#)] [[INSPIRE](#)].
- [27] T. Sjöstrand et al., *An introduction to PYTHIA 8.2*, *Comput. Phys. Commun.* **191** (2015) 159 [[arXiv:1410.3012](#)] [[INSPIRE](#)].
- [28] A. Ortiz Velasquez et al., *Color Reconnection and Flowlike Patterns in pp Collisions*, *Phys. Rev. Lett.* **111** (2013) 042001 [[arXiv:1303.6326](#)] [[INSPIRE](#)].
- [29] A. Ortiz and L. Valencia Palomo, *Probing color reconnection with underlying event observables at the LHC energies*, *Phys. Rev. D* **99** (2019) 034027 [[arXiv:1809.01744](#)] [[INSPIRE](#)].
- [30] P. Skands, S. Carrazza and J. Rojo, *Tuning PYTHIA 8.1: the Monash 2013 Tune*, *Eur. Phys. J. C* **74** (2014) 3024 [[arXiv:1404.5630](#)] [[INSPIRE](#)].
- [31] S. Gieseke, C. Rohr and A. Siodmok, *Colour reconnections in Herwig++*, *Eur. Phys. J. C* **72** (2012) 2225 [[arXiv:1206.0041](#)] [[INSPIRE](#)].
- [32] T. Martin, P. Skands and S. Farrington, *Probing Collective Effects in Hadronisation with the Extremes of the Underlying Event*, *Eur. Phys. J. C* **76** (2016) 299 [[arXiv:1603.05298](#)] [[INSPIRE](#)].
- [33] T. Pierog et al., *EPOS LHC: Test of collective hadronization with data measured at the CERN Large Hadron Collider*, *Phys. Rev. C* **92** (2015) 034906 [[arXiv:1306.0121](#)] [[INSPIRE](#)].
- [34] C. Bierlich, G. Gustafson, L. Lönnblad and H. Shah, *The Angantyr model for Heavy-Ion Collisions in PYTHIA8*, *JHEP* **10** (2018) 134 [[arXiv:1806.10820](#)] [[INSPIRE](#)].

- [35] B. Andersson, G. Gustafson, G. Ingelman and T. Sjöstrand, *Parton Fragmentation and String Dynamics*, *Phys. Rept.* **97** (1983) 31 [INSPIRE].
- [36] H. Pi, *An Event generator for interactions between hadrons and nuclei: FRITIOF version 7.0*, *Comput. Phys. Commun.* **71** (1992) 173 [INSPIRE].
- [37] H.J. Drescher et al., *Parton based Gribov-Regge theory*, *Phys. Rept.* **350** (2001) 93 [[hep-ph/0007198](#)] [INSPIRE].
- [38] ALICE collaboration, *The ALICE experiment at the CERN LHC, 2008 JINST* **3** S08002 [INSPIRE].
- [39] ALICE collaboration, *Performance of the ALICE Experiment at the CERN LHC*, *Int. J. Mod. Phys. A* **29** (2014) 1430044 [[arXiv:1402.4476](#)] [INSPIRE].
- [40] ALICE collaboration, *The ALICE definition of primary particles*, <https://cds.cern.ch/record/2270008>.
- [41] ALICE collaboration, *Centrality Dependence of Charged Particle Production at Large Transverse Momentum in Pb–Pb Collisions at $\sqrt{s_{NN}} = 2.76$ TeV*, *Phys. Lett. B* **720** (2013) 52 [[arXiv:1208.2711](#)] [INSPIRE].
- [42] ALICE collaboration, *Transverse momentum spectra and nuclear modification factors of charged particles in pp, p-Pb and Pb-Pb collisions at the LHC*, *JHEP* **11** (2018) 013 [[arXiv:1802.09145](#)] [INSPIRE].
- [43] ALICE collaboration, *Charged-particle production as a function of multiplicity and transverse sphericity in pp collisions at $\sqrt{s} = 5.02$ and 13 TeV*, *Eur. Phys. J. C* **79** (2019) 857 [[arXiv:1905.07208](#)] [INSPIRE].
- [44] R. Brun et al., *GEANT Detector Description and Simulation Tool*, CERN-W5013 (1994) [[DOI:10.17181/CERN.MUHF.DMJ1](#)] [INSPIRE].
- [45] ALICE collaboration, *Production of charged pions, kaons, and (anti-)protons in Pb-Pb and inelastic pp collisions at $\sqrt{s_{NN}} = 5.02$ TeV*, *Phys. Rev. C* **101** (2020) 044907 [[arXiv:1910.07678](#)] [INSPIRE].
- [46] CMS collaboration, *Pseudorapidity distributions of charged hadrons in proton-lead collisions at $\sqrt{s_{NN}} = 5.02$ and 8.16 TeV*, *JHEP* **01** (2018) 045 [[arXiv:1710.09355](#)] [INSPIRE].
- [47] ALICE collaboration, *Anisotropic flow of charged hadrons, pions and (anti-)protons measured at high transverse momentum in Pb-Pb collisions at $\sqrt{s_{NN}}=2.76$ TeV*, *Phys. Lett. B* **719** (2013) 18 [[arXiv:1205.5761](#)] [INSPIRE].
- [48] ALICE collaboration, *Multiplicity Dependence of Pion, Kaon, Proton and Lambda Production in p-Pb Collisions at $\sqrt{s_{NN}} = 5.02$ TeV*, *Phys. Lett. B* **728** (2014) 25 [[arXiv:1307.6796](#)] [INSPIRE].
- [49] ALICE collaboration, *Investigations of Anisotropic Flow Using Multiparticle Azimuthal Correlations in pp, p-Pb, Xe-Xe, and Pb-Pb Collisions at the LHC*, *Phys. Rev. Lett.* **123** (2019) 142301 [[arXiv:1903.01790](#)] [INSPIRE].
- [50] ALICE collaboration, *Particle-yield modification in jet-like azimuthal di-hadron correlations in Pb-Pb collisions at $\sqrt{s_{NN}} = 2.76$ TeV*, *Phys. Rev. Lett.* **108** (2012) 092301 [[arXiv:1110.0121](#)] [INSPIRE].
- [51] ALICE collaboration, *Underlying Event properties in pp collisions at $\sqrt{s} = 13$ TeV*, *JHEP* **04** (2020) 192 [[arXiv:1910.14400](#)] [INSPIRE].
- [52] A. Ortiz and L. Valencia Palomo, *Universality of the underlying event in pp collisions*, *Phys. Rev. D* **96** (2017) 114019 [[arXiv:1710.04741](#)] [INSPIRE].

- [53] ATLAS collaboration, *Measurement of underlying event characteristics using charged particles in pp collisions at $\sqrt{s} = 900$ GeV and 7 TeV with the ATLAS detector*, *Phys. Rev. D* **83** (2011) 112001 [[arXiv:1012.0791](#)] [[INSPIRE](#)].
- [54] ATLAS collaboration, *Measurement of the underlying event in jet events from 7 TeV proton-proton collisions with the ATLAS detector*, *Eur. Phys. J. C* **74** (2014) 2965 [[arXiv:1406.0392](#)] [[INSPIRE](#)].
- [55] ATLAS collaboration, *Measurement of charged-particle distributions sensitive to the underlying event in $\sqrt{s} = 13$ TeV proton-proton collisions with the ATLAS detector at the LHC*, *JHEP* **03** (2017) 157 [[arXiv:1701.05390](#)] [[INSPIRE](#)].
- [56] CDF collaboration, *Study of the energy dependence of the underlying event in proton-antiproton collisions*, *Phys. Rev. D* **92** (2015) 092009 [[arXiv:1508.05340](#)] [[INSPIRE](#)].
- [57] CMS collaboration, *Measurement of the underlying event activity using charged-particle jets in proton-proton collisions at $\sqrt{s} = 2.76$ TeV*, *JHEP* **09** (2015) 137 [[arXiv:1507.07229](#)] [[INSPIRE](#)].
- [58] A. Ortiz, *Energy dependence of underlying-event observables from RHIC to LHC energies*, *Phys. Rev. D* **104** (2021) 076019 [[arXiv:2108.08360](#)] [[INSPIRE](#)].
- [59] ALICE collaboration, *Charged-particle multiplicities in proton-proton collisions at $\sqrt{s} = 0.9$ to 8 TeV*, *Eur. Phys. J. C* **77** (2017) 33 [[arXiv:1509.07541](#)] [[INSPIRE](#)].

The ALICE collaboration

S. Acharya [ID](#)^{123,130}, D. Adamová [ID](#)⁸⁵, A. Adler⁶⁸, G. Aglieri Rinella [ID](#)³², M. Agnello [ID](#)²⁹,
 N. Agrawal [ID](#)⁴⁹, Z. Ahammed [ID](#)¹³⁰, S. Ahmad [ID](#)¹⁵, S.U. Ahn [ID](#)⁶⁹, I. Ahuja [ID](#)³⁶,
 A. Akindinov [ID](#)¹³⁸, M. Al-Turany [ID](#)⁹⁷, D. Aleksandrov [ID](#)¹³⁸, B. Alessandro [ID](#)⁵⁴, H.M. Alfanda [ID](#)⁶,
 R. Alfaro Molina [ID](#)⁶⁵, B. Ali [ID](#)¹⁵, Y. Ali¹³, A. Alici [ID](#)²⁵, N. Alizadehvandchali [ID](#)¹¹², A. Alkin [ID](#)³²,
 J. Alme [ID](#)²⁰, G. Alocco [ID](#)⁵⁰, T. Alt [ID](#)⁶², I. Altsybeev [ID](#)¹³⁸, M.N. Anaam [ID](#)⁶, C. Andrei [ID](#)⁴⁴,
 A. Andronic [ID](#)¹³³, V. Anguelov [ID](#)⁹⁴, F. Antinori [ID](#)⁵², P. Antonioli [ID](#)⁴⁹, C. Anuj [ID](#)¹⁵,
 N. Apadula [ID](#)⁷³, L. Aphecetche [ID](#)¹⁰², H. Appelshäuser [ID](#)⁶², S. Arcelli [ID](#)²⁵, R. Arnaldi [ID](#)⁵⁴,
 I.C. Arsene [ID](#)¹⁹, M. Arslandok [ID](#)¹³⁵, A. Augustinus [ID](#)³², R. Averbeck [ID](#)⁹⁷, S. Aziz [ID](#)⁷¹,
 M.D. Azmi [ID](#)¹⁵, A. Badalà [ID](#)⁵¹, Y.W. Baek [ID](#)³⁹, X. Bai [ID](#)⁹⁷, R. Bailhache [ID](#)⁶², Y. Bailung [ID](#)⁴⁶,
 R. Bala [ID](#)⁹⁰, A. Balbino [ID](#)²⁹, A. Baldisseri [ID](#)¹²⁶, B. Balis [ID](#)², D. Banerjee [ID](#)⁴, Z. Banoo [ID](#)⁹⁰,
 R. Barbera [ID](#)²⁶, L. Barioglio [ID](#)⁹⁵, M. Barlou⁷⁷, G.G. Barnaföldi [ID](#)¹³⁴, L.S. Barnby [ID](#)⁸⁴,
 V. Barret [ID](#)¹²³, L. Barreto [ID](#)¹⁰⁸, C. Bartels [ID](#)¹¹⁵, K. Barth [ID](#)³², E. Bartsch [ID](#)⁶², F. Baruffaldi [ID](#)²⁷,
 N. Bastid [ID](#)¹²³, S. Basu [ID](#)⁷⁴, G. Batigne [ID](#)¹⁰², D. Battistini [ID](#)⁹⁵, B. Batyunya [ID](#)¹³⁹, D. Bauri⁴⁵,
 J.L. Bazo Alba [ID](#)¹⁰⁰, I.G. Bearden [ID](#)⁸², C. Beattie [ID](#)¹³⁵, P. Becht [ID](#)⁹⁷, D. Behera [ID](#)⁴⁶,
 I. Belikov [ID](#)¹²⁵, A.D.C. Bell Hechavarria [ID](#)¹³³, R. Bellwied [ID](#)¹¹², S. Belokurova [ID](#)¹³⁸,
 V. Belyaev [ID](#)¹³⁸, G. Bencedi [ID](#)^{134,63}, S. Beole [ID](#)²⁴, A. Bercuci [ID](#)⁴⁴, Y. Berdnikov [ID](#)¹³⁸,
 A. Berdnikova [ID](#)⁹⁴, L. Bergmann [ID](#)⁹⁴, M.G. Besoiu [ID](#)⁶¹, L. Betev [ID](#)³², P.P. Bhaduri [ID](#)¹³⁰,
 A. Bhasin [ID](#)⁹⁰, I.R. Bhat⁹⁰, M.A. Bhat [ID](#)⁴, B. Bhattacharjee [ID](#)⁴⁰, L. Bianchi [ID](#)²⁴, N. Bianchi [ID](#)⁴⁷,
 J. Bielčík [ID](#)³⁵, J. Bielčíková [ID](#)⁸⁵, J. Biernat [ID](#)¹⁰⁵, A. Bilandzic [ID](#)⁹⁵, G. Biro [ID](#)¹³⁴, S. Biswas [ID](#)⁴,
 J.T. Blair [ID](#)¹⁰⁶, D. Blau [ID](#)¹³⁸, M.B. Blidaru [ID](#)⁹⁷, N. Bluhme³⁷, C. Blume [ID](#)⁶², G. Boca [ID](#)^{21,53},
 F. Bock [ID](#)⁸⁶, T. Bodova [ID](#)²⁰, A. Bogdanov¹³⁸, S. Boi [ID](#)²², J. Bok [ID](#)⁵⁶, L. Boldizsár [ID](#)¹³⁴,
 A. Bolozdynya [ID](#)¹³⁸, M. Bombara [ID](#)³⁶, P.M. Bond [ID](#)³², G. Bonomi [ID](#)^{129,53}, H. Borel [ID](#)¹²⁶,
 A. Borissov [ID](#)¹³⁸, H. Bossi [ID](#)¹³⁵, E. Botta [ID](#)²⁴, L. Bratrud [ID](#)⁶², P. Braun-Munzinger [ID](#)⁹⁷,
 M. Bregant [ID](#)¹⁰⁸, M. Broz [ID](#)³⁵, G.E. Bruno [ID](#)^{96,31}, M.D. Buckland [ID](#)¹¹⁵, D. Budnikov [ID](#)¹³⁸,
 H. Buesching [ID](#)⁶², S. Bufalino [ID](#)²⁹, O. Bugnon¹⁰², P. Buhler [ID](#)¹⁰¹, Z. Buthelezi [ID](#)^{66,119},
 J.B. Butt¹³, A. Bylinkin [ID](#)¹¹⁴, S.A. Bysiak¹⁰⁵, M. Cai [ID](#)^{27,6}, H. Caines [ID](#)¹³⁵, A. Caliva [ID](#)⁹⁷,
 E. Calvo Villar [ID](#)¹⁰⁰, J.M.M. Camacho [ID](#)¹⁰⁷, R.S. Camacho⁴³, P. Camerini [ID](#)²³,
 F.D.M. Canedo [ID](#)¹⁰⁸, M. Carabas [ID](#)¹²², F. Carnesecchi [ID](#)²⁵, R. Caron [ID](#)^{124,126}, J. Castillo
 Castellanos [ID](#)¹²⁶, F. Catalano [ID](#)²⁹, C. Ceballos Sanchez [ID](#)¹³⁹, I. Chakaberia [ID](#)⁷³,
 P. Chakraborty [ID](#)⁴⁵, S. Chandra [ID](#)¹³⁰, S. Chapeland [ID](#)³², M. Chartier [ID](#)¹¹⁵,
 S. Chattopadhyay [ID](#)¹³⁰, S. Chattopadhyay [ID](#)⁹⁸, T.G. Chavez [ID](#)⁴³, T. Cheng [ID](#)⁶, C. Cheshkov [ID](#)¹²⁴,
 B. Cheynis [ID](#)¹²⁴, V. Chibante Barroso [ID](#)³², D.D. Chinellato [ID](#)¹⁰⁹, E.S. Chizzali [ID](#)^{II,95}, S. Cho [ID](#)⁵⁶,
 P. Chochula [ID](#)³², P. Christakoglou [ID](#)⁸³, C.H. Christensen [ID](#)⁸², P. Christiansen [ID](#)⁷⁴, T. Chujo [ID](#)¹²¹,
 M. Ciacco [ID](#)²⁹, C. Cicalo [ID](#)⁵⁰, L. Cifarelli [ID](#)²⁵, F. Cindolo [ID](#)⁴⁹, M.R. Ciupek⁹⁷, G. Clai^{III,49},
 J. Cleymans^{I,111}, F. Colamaria [ID](#)⁴⁸, J.S. Colburn⁹⁹, D. Colella [ID](#)^{96,31}, A. Collu⁷³, M. Colocci [ID](#)³²,
 M. Concas [ID](#)^{IV,54}, G. Conesa Balbastre [ID](#)⁷², Z. Conesa del Valle [ID](#)⁷¹, G. Contin [ID](#)²³,
 J.G. Contreras [ID](#)³⁵, M.L. Coquet [ID](#)¹²⁶, T.M. Cormier^{I,86}, P. Cortese [ID](#)^{128,54}, M.R. Cosentino [ID](#)¹¹⁰,
 F. Costa [ID](#)³², S. Costanza [ID](#)^{21,53}, P. Crochet [ID](#)¹²³, R. Cruz-Torres [ID](#)⁷³, E. Cuautle⁶³, P. Cui [ID](#)⁶,
 L. Cunqueiro⁸⁶, A. Dainese [ID](#)⁵², M.C. Danisch [ID](#)⁹⁴, A. Danu [ID](#)⁶¹, P. Das [ID](#)⁷⁹, P. Das [ID](#)⁴,
 S. Das [ID](#)⁴, S. Dash [ID](#)⁴⁵, A. De Caro [ID](#)²⁸, G. de Cataldo [ID](#)⁴⁸, L. De Cilladi [ID](#)²⁴, J. de Cuveland³⁷,
 A. De Falco [ID](#)²², D. De Gruttola [ID](#)²⁸, N. De Marco [ID](#)⁵⁴, C. De Martin [ID](#)²³, S. De Pasquale [ID](#)²⁸,

S. Deb⁴⁶, H.F. Degenhardt¹⁰⁸, K.R. Deja¹³¹, R. Del Grande⁹⁵, L. Dello Stritto²⁸,
W. Deng⁶, P. Dhankher¹⁸, D. Di Bari³¹, A. Di Mauro³², R.A. Diaz^{139,7}, T. Dietel¹¹¹,
Y. Ding^{124,6}, R. Divià³², D.U. Dixit¹⁸, Ø. Djuvsland²⁰, U. Dmitrieva¹³⁸, A. Dobrin⁶¹,
B. Dönigus⁶², A.K. Dubey¹³⁰, J.M. Dubinski¹³¹, A. Dubla⁹⁷, S. Dudi⁸⁹, P. Dupieux¹²³,
M. Durkac¹⁰⁴, N. Dzalaiova¹², T.M. Eder¹³³, R.J. Ehlers⁸⁶, V.N. Eikeland²⁰, F. Eisenhut⁶²,
D. Elia⁴⁸, B. Erasmus¹⁰², F. Ercolessi²⁵, F. Erhardt⁸⁸, A. Erokhin¹³⁸, M.R. Ersdal²⁰,
B. Espagnon⁷¹, G. Eulisse³², D. Evans⁹⁹, S. Evdokimov¹³⁸, L. Fabbietti⁹⁵,
M. Faggin²⁷, J. Faivre⁷², F. Fan⁶, W. Fan⁷³, A. Fantoni⁴⁷, M. Fasel⁸⁶, P. Fedchio²⁹,
A. Feliciello⁵⁴, G. Feofilov¹³⁸, A. Fernández Téllez⁴³, M.B. Ferrer³², A. Ferrero¹²⁶,
A. Ferretti²⁴, V.J.G. Feuillard⁹⁴, J. Figiel¹⁰⁵, V. Filova³⁵, D. Finogeev¹³⁸, G. Fiorenza⁹⁶,
F. Flor¹¹², A.N. Flores¹⁰⁶, S. Foertsch⁶⁶, I. Fokin⁹⁴, S. Fokin¹³⁸, E. Fragiaco⁵⁵,
E. Frajna¹³⁴, U. Fuchs³², N. Funicello²⁸, C. Furget⁷², A. Furs¹³⁸, J.J. Gaardhøje⁸²,
M. Gagliardi²⁴, A.M. Gago¹⁰⁰, A. Gal¹²⁵, C.D. Galvan¹⁰⁷, P. Ganoti⁷⁷, C. Garabatos⁹⁷,
J.R.A. Garcia⁴³, E. Garcia-Solis⁹, K. Garg¹⁰², C. Gargiulo³², A. Garibli⁸⁰, K. Garner¹³³,
E.F. Gauger¹⁰⁶, A. Gautam¹¹⁴, M.B. Gay Ducati⁶⁴, M. Germain¹⁰², S.K. Ghosh⁴,
M. Giacalone²⁵, P. Gianotti⁴⁷, P. Giubellino^{97,54}, P. Giubilato²⁷, A.M.C. Glaenger¹²⁶,
P. Gläsel⁹⁴, E. Glimos¹¹⁸, D.J.Q. Goh⁷⁵, V. Gonzalez¹³², L.H. González-Trueba⁶⁵,
S. Gorbunov³⁷, M. Gorgon², L. Görlich¹⁰⁵, S. Gotovac³³, V. Grabski⁶⁵,
L.K. Graczykowski¹³¹, E. Grecka⁸⁵, L. Greiner⁷³, A. Grelli⁵⁷, C. Grigoras³²,
V. Grigoriev¹³⁸, S. Grigoryan^{139,1}, F. Grosa⁵⁴, J.F. Grosse-Oetringhaus³², R. Grosso⁹⁷,
D. Grund³⁵, G.G. Guardiano¹⁰⁹, R. Guernane⁷², M. Guilbaud¹⁰², K. Gulbrandsen⁸²,
T. Gunji¹²⁰, W. Guo⁶, A. Gupta⁹⁰, R. Gupta⁹⁰, S.P. Guzman⁴³, L. Gyulai¹³⁴,
M.K. Habib⁹⁷, C. Hadjidakis⁷¹, H. Hamagaki⁷⁵, M. Hamid⁶, Y. Han¹³⁶, R. Hannigan¹⁰⁶,
M.R. Haque¹³¹, A. Harlenderova⁹⁷, J.W. Harris¹³⁵, A. Harton⁹, J.A. Hasenbichler³²,
H. Hassan⁸⁶, D. Hatzifotiadou⁴⁹, P. Hauer⁴¹, L.B. Havener¹³⁵, S.T. Heckel⁹⁵,
E. Hellbär⁹⁷, H. Helstrup³⁴, T. Herman³⁵, G. Herrera Corral⁸, F. Herrmann¹³³,
K.F. Hetland³⁴, B. Heybeck⁶², H. Hillemanns³², C. Hills¹¹⁵, B. Hippolyte¹²⁵,
B. Hofman⁵⁷, B. Hohlweger⁸³, J. Honeremann¹³³, G.H. Hong¹³⁶, D. Horak³⁵,
A. Horzyk², R. Hosokawa¹⁴, Y. Hou⁶, P. Hristov³², C. Hughes¹¹⁸, P. Huhn⁶²,
L.M. Huhta¹¹³, C.V. Hulse⁷¹, T.J. Humanic⁸⁷, H. Hushnud⁹⁸, A. Hutson¹¹²,
D. Hutter³⁷, J.P. Iddon¹¹⁵, R. Ilkaev¹³⁸, H. Ilyas¹³, M. Inaba¹²¹, G.M. Innocenti³²,
M. Ippolitov¹³⁸, A. Isakov⁸⁵, T. Isidori¹¹⁴, M.S. Islam⁹⁸, M. Ivanov⁹⁷, V. Ivanov¹³⁸,
V. Izucheev¹³⁸, M. Jablonski², B. Jacak⁷³, N. Jacazio³², P.M. Jacobs⁷³, S. Jadlovská¹⁰⁴,
J. Jadlovsky¹⁰⁴, L. Jaffe³⁷, C. Jahnke¹⁰⁹, M.A. Janik¹³¹, T. Janson⁶⁸, M. Jercic⁸⁸, O. Jevons⁹⁹,
A.A.P. Jimenez⁶³, F. Jonas^{86,133}, P.G. Jones⁹⁹, J.M. Jowett^{32,97}, J. Jung⁶²,
M. Jung⁶², A. Junique³², A. Jusko⁹⁹, M.J. Kabus¹³¹, J. Kaewjai¹⁰³, P. Kalinak⁵⁸,
A.S. Kalteyer⁹⁷, A. Kalweit³², V. Kaplin¹³⁸, A. Karasu Uysal⁷⁰, D. Karatovic⁸⁸,
O. Karavichev¹³⁸, T. Karavicheva¹³⁸, P. Karczmarczyk¹³¹, E. Karpechev¹³⁸,
V. Kashyap⁷⁹, A. Kazantsev¹³⁸, U. Kebschull⁶⁸, R. Keidel¹³⁷, D.L.D. Keijdener⁵⁷,
M. Keil³², B. Ketzer⁴¹, A.M. Khan⁶, S. Khan¹⁵, A. Khanzadeev¹³⁸, Y. Kharlov¹³⁸,
A. Khatun¹⁵, A. Khuntia¹⁰⁵, B. Kileng³⁴, B. Kim¹⁶, C. Kim¹⁶, D.J. Kim¹¹³,
E.J. Kim⁶⁷, J. Kim¹³⁶, J.S. Kim³⁹, J. Kim⁹⁴, J. Kim⁶⁷, M. Kim⁹⁴, S. Kim¹⁷,
T. Kim¹³⁶, S. Kirsch⁶², I. Kisel³⁷, S. Kiselev¹³⁸, A. Kisiel¹³¹, J.P. Kitowski²,

J.L. Klay ⁵, J. Klein ³², S. Klein ⁷³, C. Klein-Bösing ¹³³, M. Kleiner ⁶², T. Klemenz ⁹⁵,
A. Kluge ³², A.G. Knospe ¹¹², C. Kobdaj ¹⁰³, T. Kollegger ⁹⁷, A. Kondratyev ¹³⁹,
N. Kondratyeva ¹³⁸, E. Kondratyuk ¹³⁸, J. König ⁶², S.A. Königstorfer ⁹⁵, P.J. Konopka ³²,
G. Kornakov ¹³¹, S.D. Koryciak ², A. Kotliarov ⁸⁵, O. Kovalenko ⁷⁸, V. Kovalenko ¹³⁸,
M. Kowalski ¹⁰⁵, I. Králik ⁵⁸, A. Kravčáková ³⁶, L. Kreis ⁹⁷, M. Krivda ^{99,58}, F. Krizek ⁸⁵,
K. Krizkova Gajdosova ³⁵, M. Kroesen ⁹⁴, M. Krüger ⁶², D.M. Krupova ³⁵, E. Kryshen ¹³⁸,
M. Krzewicki ³⁷, V. Kučera ³², C. Kuhn ¹²⁵, P.G. Kuijjer ⁸³, T. Kumaoka ¹²¹, D. Kumar ¹³⁰,
L. Kumar ⁸⁹, N. Kumar ⁸⁹, S. Kundu ³², P. Kurashvili ⁷⁸, A. Kurepin ¹³⁸,
A.B. Kurepin ¹³⁸, A. Kuryakin ¹³⁸, S. Kushpil ⁸⁵, J. Kvapil ⁹⁹, M.J. Kweon ⁵⁶,
J.Y. Kwon ⁵⁶, Y. Kwon ¹³⁶, S.L. La Pointe ³⁷, P. La Rocca ²⁶, Y.S. Lai ⁷³, A. Lakrathok ¹⁰³,
M. Lamanna ³², R. Langoy ¹¹⁷, P. Larionov ⁴⁷, E. Laudi ³², L. Lautner ^{32,95},
R. Lavicka ¹⁰¹, T. Lazareva ¹³⁸, R. Lea ^{129,53}, J. Lehrbach ³⁷, R.C. Lemmon ⁸⁴, I. León
Monzón ¹⁰⁷, M.M. Lesch ⁹⁵, E.D. Lesser ¹⁸, M. Lettrich ⁹⁵, P. Lévai ¹³⁴, X. Li ¹⁰, X.L. Li ⁶,
J. Lien ¹¹⁷, R. Lietava ⁹⁹, B. Lim ¹⁶, S.H. Lim ¹⁶, V. Lindenstruth ³⁷, A. Lindner ⁴⁴,
C. Lippmann ⁹⁷, A. Liu ¹⁸, D.H. Liu ⁶, J. Liu ¹¹⁵, I.M. Lofnes ²⁰, V. Loginov ¹³⁸,
C. Loizides ⁸⁶, P. Loncar ³³, J.A. Lopez ⁹⁴, X. Lopez ¹²³, E. López Torres ⁷, P. Lu ^{97,116},
J.R. Luhder ¹³³, M. Lunardon ²⁷, G. Luparello ⁵⁵, Y.G. Ma ³⁸, A. Maevskaya ¹³⁸,
M. Mager ³², T. Mahmoud ⁴¹, A. Maire ¹²⁵, M. Malaev ¹³⁸, N.M. Malik ⁹⁰, Q.W. Malik ¹⁹,
S.K. Malik ⁹⁰, L. Malinina ^{VII,139}, D. Mal'Kevich ¹³⁸, D. Mallick ⁷⁹, N. Mallick ⁴⁶,
G. Mandaglio ^{30,51}, V. Manko ¹³⁸, F. Manso ¹²³, V. Manzari ⁴⁸, Y. Mao ⁶,
G.V. Margagliotti ²³, A. Margotti ⁴⁹, A. Marín ⁹⁷, C. Markert ¹⁰⁶, M. Marquard ⁶²,
N.A. Martin ⁹⁴, P. Martinengo ³², J.L. Martinez ¹¹², M.I. Martínez ⁴³, G. Martínez García ¹⁰²,
S. Masciocchi ⁹⁷, M. Masera ²⁴, A. Masoni ⁵⁰, L. Massacrier ⁷¹, A. Mastroserio ^{127,48},
A.M. Mathis ⁹⁵, O. Matonoha ⁷⁴, P.F.T. Matuoka ¹⁰⁸, A. Matyja ¹⁰⁵, C. Mayer ¹⁰⁵,
A.L. Mazuecos ³², F. Mazzaschi ²⁴, M. Mazzilli ³², J.E. Mdhului ¹¹⁹, A.F. Mechler ⁶²,
Y. Melikyan ¹³⁸, A. Menchaca-Rocha ⁶⁵, E. Meninno ^{101,28}, A.S. Menon ¹¹², M. Meres ¹²,
S. Mhlanga ^{111,66}, Y. Miale ¹²¹, L. Micheletti ⁵⁴, L.C. Migliorin ¹²⁴, D.L. Mihaylov ⁹⁵,
K. Mikhaylov ^{139,138}, A.N. Mishra ¹³⁴, D. Miśkowiec ⁹⁷, A. Modak ⁴, A.P. Mohanty ⁵⁷,
B. Mohanty ⁷⁹, M. Mohisin Khan ^{V,15}, M.A. Molander ⁴², Z. Moravcova ⁸²,
C. Mordasini ⁹⁵, D.A. Moreira De Godoy ¹³³, I. Morozov ¹³⁸, A. Morsch ³²,
T. Mrnjavac ³², V. Muccifora ⁴⁷, E. Mudnic ³³, S. Muhuri ¹³⁰, J.D. Mulligan ⁷³, A. Mulliri ²²,
M.G. Munhoz ¹⁰⁸, R.H. Munzer ⁶², H. Murakami ¹²⁰, S. Murray ¹¹¹, L. Musa ³²,
J. Musinsky ⁵⁸, J.W. Myrcha ¹³¹, B. Naik ¹¹⁹, R. Nair ⁷⁸, B.K. Nandi ⁴⁵, R. Nania ⁴⁹,
E. Nappi ⁴⁸, A.F. Nassirpour ⁷⁴, A. Nath ⁹⁴, C. Natrass ¹¹⁸, A. Neagu ¹⁹, A. Negru ¹²²,
L. Nellen ⁶³, S.V. Nesbo ³⁴, G. Neskovic ³⁷, D. Nesterov ¹³⁸, B.S. Nielsen ⁸²,
E.G. Nielsen ⁸², S. Nikolaev ¹³⁸, S. Nikulin ¹³⁸, V. Nikulin ¹³⁸, F. Noferini ⁴⁹, S. Noh ¹¹,
P. Nomokonov ¹³⁹, J. Norman ¹¹⁵, N. Novitzky ¹²¹, P. Nowakowski ¹³¹, A. Nyanin ¹³⁸,
J. Nystrand ²⁰, M. Ogino ⁷⁵, A. Ohlson ⁷⁴, V.A. Okorokov ¹³⁸, J. Oleniacz ¹³¹,
A.C. Oliveira Da Silva ¹¹⁸, M.H. Oliver ¹³⁵, A. Onnerstad ¹¹³, C. Oppedisano ⁵⁴, A. Ortiz
Velasquez ⁶³, A. Oskarsson ⁷⁴, J. Otwinowski ¹⁰⁵, M. Oya ⁹², K. Oyama ⁷⁵, Y. Pachmayer ⁹⁴,
S. Padhan ⁴⁵, D. Pagano ^{129,53}, G. Paić ⁶³, A. Palasciano ⁴⁸, S. Panebianco ¹²⁶,
J. Park ⁵⁶, J.E. Parkkila ^{32,113}, S.P. Pathak ¹¹², R.N. Patra ³², B. Paul ²², H. Pei ⁶,
T. Peitzmann ⁵⁷, X. Peng ⁶, L.G. Pereira ⁶⁴, H. Pereira Da Costa ¹²⁶, D. Peresunko ¹³⁸,

G.M. Perez [ID](#)⁷, S. Perrin [ID](#)¹²⁶, Y. Pestov [ID](#)¹³⁸, V. Petráček [ID](#)³⁵, V. Petrov [ID](#)¹³⁸, M. Petrovici [ID](#)⁴⁴, R.P. Pezzi [ID](#)⁶⁴, S. Piano [ID](#)⁵⁵, M. Pikna [ID](#)¹², P. Pillot [ID](#)¹⁰², O. Pinazza [ID](#)^{49,32}, L. Pinsky [ID](#)¹¹², C. Pinto [ID](#)^{95,26}, S. Pisano [ID](#)⁴⁷, M. Płoskoń [ID](#)⁷³, M. Planinic [ID](#)⁸⁸, F. Pliquet [ID](#)⁶², M.G. Poghosyan [ID](#)⁸⁶, B. Polichtchouk [ID](#)¹³⁸, S. Politano [ID](#)²⁹, N. Poljak [ID](#)⁸⁸, A. Pop [ID](#)⁴⁴, S. Porteboeuf-Houssais [ID](#)¹²³, J. Porter [ID](#)⁷³, V. Pozdniakov [ID](#)¹³⁹, S.K. Prasad [ID](#)⁴, S. Prasad [ID](#)⁴⁶, R. Preghenella [ID](#)⁴⁹, F. Prino [ID](#)⁵⁴, C.A. Pruneau [ID](#)¹³², I. Pshenichnov [ID](#)¹³⁸, M. Puccio [ID](#)³², S. Qiu [ID](#)⁸³, L. Quaglia [ID](#)²⁴, R.E. Quishpe [ID](#)¹¹², S. Ragoni [ID](#)⁹⁹, A. Rakotozafindrabe [ID](#)¹²⁶, L. Ramello [ID](#)^{128,54}, F. Rami [ID](#)¹²⁵, S.A.R. Ramirez [ID](#)⁴³, T.A. Rancien [ID](#)⁷², R. Raniwala [ID](#)⁹¹, S. Raniwala [ID](#)⁹¹, S.S. Räsänen [ID](#)⁴², R. Rath [ID](#)⁴⁶, I. Ravasenga [ID](#)⁸³, K.F. Read [ID](#)^{86,118}, A.R. Redelbach [ID](#)³⁷, K. Redlich [ID](#)^{VI,78}, A. Rehman [ID](#)²⁰, P. Reichelt [ID](#)⁶², F. Reidt [ID](#)³², H.A. Reme-Ness [ID](#)³⁴, Z. Rescakova [ID](#)³⁶, K. Reygiers [ID](#)⁹⁴, A. Riabov [ID](#)¹³⁸, V. Riabov [ID](#)¹³⁸, R. Ricci [ID](#)²⁸, T. Richert [ID](#)⁷⁴, M. Richter [ID](#)¹⁹, W. Riegler [ID](#)³², F. Riggi [ID](#)²⁶, C. Ristea [ID](#)⁶¹, M. Rodríguez Cahuantzi [ID](#)⁴³, K. Røed [ID](#)¹⁹, R. Rogalev [ID](#)¹³⁸, E. Rogochaya [ID](#)¹³⁹, T.S. Rogoschinski [ID](#)⁶², D. Rohr [ID](#)³², D. Röhrich [ID](#)²⁰, P.F. Rojas [ID](#)⁴³, S. Rojas Torres [ID](#)³⁵, P.S. Rokita [ID](#)¹³¹, F. Ronchetti [ID](#)⁴⁷, A. Rosano [ID](#)^{30,51}, E.D. Rosas [ID](#)⁶³, A. Rossi [ID](#)⁵², A. Roy [ID](#)⁴⁶, P. Roy [ID](#)⁹⁸, S. Roy [ID](#)⁴⁵, N. Rubini [ID](#)²⁵, O.V. Rueda [ID](#)⁷⁴, D. Ruggiano [ID](#)¹³¹, R. Rui [ID](#)²³, B. Rumyantsev [ID](#)¹³⁹, P.G. Russek [ID](#)², R. Russo [ID](#)⁸³, A. Rustamov [ID](#)⁸⁰, E. Ryabinkin [ID](#)¹³⁸, Y. Ryabov [ID](#)¹³⁸, A. Rybicki [ID](#)¹⁰⁵, H. Rytönen [ID](#)¹¹³, W. Rzeska [ID](#)¹³¹, O.A.M. Saarimaki [ID](#)⁴², R. Sadek [ID](#)¹⁰², S. Sadovsky [ID](#)¹³⁸, J. Saetre [ID](#)²⁰, K. Šafařík [ID](#)³⁵, S.K. Saha [ID](#)¹³⁰, S. Saha [ID](#)⁷⁹, B. Sahoo [ID](#)⁴⁵, P. Sahoo [ID](#)⁴⁵, R. Sahoo [ID](#)⁴⁶, S. Sahoo [ID](#)⁵⁹, D. Sahu [ID](#)⁴⁶, P.K. Sahu [ID](#)⁵⁹, J. Saini [ID](#)¹³⁰, S. Sakai [ID](#)¹²¹, M.P. Salvan [ID](#)⁹⁷, S. Sambyal [ID](#)⁹⁰, T.B. Saramela [ID](#)¹⁰⁸, D. Sarkar [ID](#)¹³², N. Sarkar [ID](#)¹³⁰, P. Sarma [ID](#)⁴⁰, V.M. Sarti [ID](#)⁹⁵, M.H.P. Sas [ID](#)¹³⁵, J. Schambach [ID](#)⁸⁶, H.S. Scheid [ID](#)⁶², C. Schiaua [ID](#)⁴⁴, R. Schicker [ID](#)⁹⁴, A. Schmah [ID](#)⁹⁴, C. Schmidt [ID](#)⁹⁷, H.R. Schmidt [ID](#)⁹³, M.O. Schmidt [ID](#)³², M. Schmidt [ID](#)⁹³, N.V. Schmidt [ID](#)^{86,62}, A.R. Schmier [ID](#)¹¹⁸, R. Schotter [ID](#)¹²⁵, J. Schukraft [ID](#)³², K. Schwarz [ID](#)⁹⁷, K. Schweda [ID](#)⁹⁷, G. Scioli [ID](#)²⁵, E. Scomparin [ID](#)⁵⁴, J.E. Seger [ID](#)¹⁴, Y. Sekiguchi [ID](#)¹²⁰, D. Sekihata [ID](#)¹²⁰, I. Selyuzhenkov [ID](#)^{97,138}, S. Senyukov [ID](#)¹²⁵, J.J. Seo [ID](#)⁵⁶, D. Serebryakov [ID](#)¹³⁸, L. Šerkšnytė [ID](#)⁹⁵, A. Sevcenco [ID](#)⁶¹, T.J. Shaba [ID](#)⁶⁶, A. Shabanov [ID](#)¹³⁸, A. Shabetai [ID](#)¹⁰², R. Shahoyan [ID](#)³², W. Shaikh [ID](#)⁹⁸, A. Shangaraev [ID](#)¹³⁸, A. Sharma [ID](#)⁸⁹, D. Sharma [ID](#)⁴⁵, H. Sharma [ID](#)¹⁰⁵, M. Sharma [ID](#)⁹⁰, N. Sharma [ID](#)⁸⁹, S. Sharma [ID](#)⁹⁰, U. Sharma [ID](#)⁹⁰, A. Shatat [ID](#)⁷¹, O. Sheibani [ID](#)¹¹², K. Shigaki [ID](#)⁹², M. Shimomura [ID](#)⁷⁶, S. Shirinkin [ID](#)¹³⁸, Q. Shou [ID](#)³⁸, Y. Sibiriak [ID](#)¹³⁸, S. Siddhanta [ID](#)⁵⁰, T. Siemiarczuk [ID](#)⁷⁸, T.F. Silva [ID](#)¹⁰⁸, D. Silvermyr [ID](#)⁷⁴, T. Simantathammakul [ID](#)¹⁰³, G. Simonetti [ID](#)³², B. Singh [ID](#)⁹⁰, B. Singh [ID](#)⁹⁵, R. Singh [ID](#)⁷⁹, R. Singh [ID](#)⁹⁰, R. Singh [ID](#)⁴⁶, V.K. Singh [ID](#)¹³⁰, V. Singhal [ID](#)¹³⁰, T. Sinha [ID](#)⁹⁸, B. Sitar [ID](#)¹², M. Sitta [ID](#)^{128,54}, T.B. Skaali [ID](#)¹⁹, G. Skorodumovs [ID](#)⁹⁴, M. Slupecki [ID](#)⁴², N. Smirnov [ID](#)¹³⁵, R.J.M. Snellings [ID](#)⁵⁷, E.H. Solheim [ID](#)¹⁹, C. Soncco [ID](#)¹⁰⁰, J. Song [ID](#)¹¹², A. Songmoonak [ID](#)¹⁰³, F. Soramel [ID](#)²⁷, S. Sorensen [ID](#)¹¹⁸, R. Spijkers [ID](#)⁸³, I. Sputowska [ID](#)¹⁰⁵, J. Staa [ID](#)⁷⁴, J. Stachel [ID](#)⁹⁴, I. Stan [ID](#)⁶¹, P.J. Steffanic [ID](#)¹¹⁸, S.F. Stiefelmaier [ID](#)⁹⁴, D. Stocco [ID](#)¹⁰², I. Storehaug [ID](#)¹⁹, M.M. Storetvedt [ID](#)³⁴, P. Stratmann [ID](#)¹³³, S. Strazzi [ID](#)²⁵, C.P. Stylianidis [ID](#)⁸³, A.A.P. Suaide [ID](#)¹⁰⁸, C. Suire [ID](#)⁷¹, M. Sukhanov [ID](#)¹³⁸, M. Suljic [ID](#)³², V. Sumberia [ID](#)⁹⁰, S. Sumowidagdo [ID](#)⁸¹, S. Swain [ID](#)⁵⁹, A. Szabo [ID](#)¹², I. Szarka [ID](#)¹², U. Tabassam [ID](#)¹³, S.F. Taghavi [ID](#)⁹⁵, G. Taillepie [ID](#)^{97,123}, J. Takahashi [ID](#)¹⁰⁹, G.J. Tambave [ID](#)²⁰, S. Tang [ID](#)^{123,6}, Z. Tang [ID](#)¹¹⁶, J.D. Tapia Takaki [ID](#)¹¹⁴, N. Tapus [ID](#)¹²², L.A. Tarasovicova [ID](#)¹³³, M.G. Tazila [ID](#)⁴⁴, A. Tauro [ID](#)³², G. Tejada Muñoz [ID](#)⁴³, A. Telesca [ID](#)³², L. Terlizzi [ID](#)²⁴, C. Terrevoli [ID](#)¹¹², G. Tersimonov [ID](#)³, S. Thakur [ID](#)¹³⁰, D. Thomas [ID](#)¹⁰⁶, R. Tieulent [ID](#)¹²⁴, A. Tikhonov [ID](#)¹³⁸, A.R. Timmins [ID](#)¹¹², M. Tkacik [ID](#)¹⁰⁴, T. Tkacik [ID](#)¹⁰⁴,

A. Toia , N. Topilskaya , M. Toppi , F. Torales-Acosta¹⁸, T. Tork ,
A.G. Torres Ramos , A. Trifiró , A.S. Triolo , S. Tripathy , T. Tripathy ,
S. Trogolo , V. Trubnikov , W.H. Trzaska , T.P. Trzcinski , A. Tumkin ,
R. Turrisi , T.S. Tveter , K. Ullaland , B. Ulukutlu , A. Uras , M. Urioni ,
G.L. Usai , M. Vala³⁶, N. Valle , S. Vallero , L.V.R. van Doremalen⁵⁷, M. van
Leeuwen , C.A. van Veen , R.J.G. van Weelden , P. Vande Vyvre , D. Varga ,
Z. Varga , M. Varga-Kofarago , M. Vasileiou , A. Vasiliev , O. Vázquez Doce ,
V. Vechernin , E. Vercellin , S. Vergara Limón⁴³, L. Vermunt , R. Vértesi ,
M. Verweij , L. Vickovic³³, Z. Vilakazi¹¹⁹, O. Villalobos Baillie , G. Vino ,
A. Vinogradov , T. Virgili , V. Vislavicius⁸², A. Vodopyanov , B. Volkel ,
M.A. Völkl , K. Voloshin , S.A. Voloshin , G. Volpe , B. von Haller ,
I. Vorobyev , N. Vozniuk , J. Vrláková , B. Wagner²⁰, C. Wang , D. Wang³⁸,
M. Weber , A. Wegrzynek , F.T. Weiglhofer³⁷, S.C. Wenzel , J.P. Wessels ,
S.L. Weyhmiller , J. Wiechula , J. Wikne , G. Wilk , J. Wilkinson ,
G.A. Willems , B. Windelband⁹⁴, M. Winn , J.R. Wright , W. Wu³⁸, Y. Wu ,
R. Xu , A.K. Yadav , S. Yalcin , Y. Yamaguchi⁹², K. Yamakawa⁹², S. Yang²⁰,
S. Yano , Z. Yin , I.-K. Yoo , J.H. Yoon , S. Yuan²⁰, A. Yuncu , V. Zaccolo ,
C. Zampolli , H.J.C. Zanoli⁵⁷, F. Zanone , N. Zardoshti , A. Zarochentsev ,
P. Závada , N. Zaviyalov¹³⁸, M. Zhalov , B. Zhang , S. Zhang , X. Zhang ,
Y. Zhang¹¹⁶, M. Zhao , V. Zhrebchevskii , Y. Zhi¹⁰, N. Zhigareva¹³⁸, D. Zhou ,
Y. Zhou , J. Zhu , Y. Zhu⁶, G. Zinovjev^{1,3}, N. Zurlo 

¹ A.I. Alikhanyan National Science Laboratory (Yerevan Physics Institute) Foundation, Yerevan, Armenia

² AGH University of Science and Technology, Cracow, Poland

³ Bogolyubov Institute for Theoretical Physics, National Academy of Sciences of Ukraine, Kiev, Ukraine

⁴ Bose Institute, Department of Physics and Centre for Astroparticle Physics and Space Science (CAPSS), Kolkata, India

⁵ California Polytechnic State University, San Luis Obispo, California, United States

⁶ Central China Normal University, Wuhan, China

⁷ Centro de Aplicaciones Tecnológicas y Desarrollo Nuclear (CEADEN), Havana, Cuba

⁸ Centro de Investigación y de Estudios Avanzados (CINVESTAV), Mexico City and Mérida, Mexico

⁹ Chicago State University, Chicago, Illinois, United States

¹⁰ China Institute of Atomic Energy, Beijing, China

¹¹ Chungbuk National University, Cheongju, Republic of Korea

¹² Comenius University Bratislava, Faculty of Mathematics, Physics and Informatics, Bratislava, Slovak Republic

¹³ COMSATS University Islamabad, Islamabad, Pakistan

¹⁴ Creighton University, Omaha, Nebraska, United States

¹⁵ Department of Physics, Aligarh Muslim University, Aligarh, India

¹⁶ Department of Physics, Pusan National University, Pusan, Republic of Korea

¹⁷ Department of Physics, Sejong University, Seoul, Republic of Korea

¹⁸ Department of Physics, University of California, Berkeley, California, United States

¹⁹ Department of Physics, University of Oslo, Oslo, Norway

²⁰ Department of Physics and Technology, University of Bergen, Bergen, Norway

²¹ Dipartimento di Fisica, Università di Pavia, Pavia, Italy

²² Dipartimento di Fisica dell'Università and Sezione INFN, Cagliari, Italy

²³ Dipartimento di Fisica dell'Università and Sezione INFN, Trieste, Italy

- ²⁴ *Dipartimento di Fisica dell'Università and Sezione INFN, Turin, Italy*
- ²⁵ *Dipartimento di Fisica e Astronomia dell'Università and Sezione INFN, Bologna, Italy*
- ²⁶ *Dipartimento di Fisica e Astronomia dell'Università and Sezione INFN, Catania, Italy*
- ²⁷ *Dipartimento di Fisica e Astronomia dell'Università and Sezione INFN, Padova, Italy*
- ²⁸ *Dipartimento di Fisica 'E.R. Caianiello' dell'Università and Gruppo Collegato INFN, Salerno, Italy*
- ²⁹ *Dipartimento DISAT del Politecnico and Sezione INFN, Turin, Italy*
- ³⁰ *Dipartimento di Scienze MIFT, Università di Messina, Messina, Italy*
- ³¹ *Dipartimento Interateneo di Fisica 'M. Merlin' and Sezione INFN, Bari, Italy*
- ³² *European Organization for Nuclear Research (CERN), Geneva, Switzerland*
- ³³ *Faculty of Electrical Engineering, Mechanical Engineering and Naval Architecture, University of Split, Split, Croatia*
- ³⁴ *Faculty of Engineering and Science, Western Norway University of Applied Sciences, Bergen, Norway*
- ³⁵ *Faculty of Nuclear Sciences and Physical Engineering, Czech Technical University in Prague, Prague, Czech Republic*
- ³⁶ *Faculty of Science, P.J. Šafárik University, Košice, Slovak Republic*
- ³⁷ *Frankfurt Institute for Advanced Studies, Johann Wolfgang Goethe-Universität Frankfurt, Frankfurt, Germany*
- ³⁸ *Fudan University, Shanghai, China*
- ³⁹ *Gangneung-Wonju National University, Gangneung, Republic of Korea*
- ⁴⁰ *Gauhati University, Department of Physics, Guwahati, India*
- ⁴¹ *Helmholtz-Institut für Strahlen- und Kernphysik, Rheinische Friedrich-Wilhelms-Universität Bonn, Bonn, Germany*
- ⁴² *Helsinki Institute of Physics (HIP), Helsinki, Finland*
- ⁴³ *High Energy Physics Group, Universidad Autónoma de Puebla, Puebla, Mexico*
- ⁴⁴ *Horia Hulubei National Institute of Physics and Nuclear Engineering, Bucharest, Romania*
- ⁴⁵ *Indian Institute of Technology Bombay (IIT), Mumbai, India*
- ⁴⁶ *Indian Institute of Technology Indore, Indore, India*
- ⁴⁷ *INFN, Laboratori Nazionali di Frascati, Frascati, Italy*
- ⁴⁸ *INFN, Sezione di Bari, Bari, Italy*
- ⁴⁹ *INFN, Sezione di Bologna, Bologna, Italy*
- ⁵⁰ *INFN, Sezione di Cagliari, Cagliari, Italy*
- ⁵¹ *INFN, Sezione di Catania, Catania, Italy*
- ⁵² *INFN, Sezione di Padova, Padova, Italy*
- ⁵³ *INFN, Sezione di Pavia, Pavia, Italy*
- ⁵⁴ *INFN, Sezione di Torino, Turin, Italy*
- ⁵⁵ *INFN, Sezione di Trieste, Trieste, Italy*
- ⁵⁶ *Inha University, Incheon, Republic of Korea*
- ⁵⁷ *Institute for Gravitational and Subatomic Physics (GRASP), Utrecht University/Nikhef, Utrecht, Netherlands*
- ⁵⁸ *Institute of Experimental Physics, Slovak Academy of Sciences, Košice, Slovak Republic*
- ⁵⁹ *Institute of Physics, Homi Bhabha National Institute, Bhubaneswar, India*
- ⁶⁰ *Institute of Physics of the Czech Academy of Sciences, Prague, Czech Republic*
- ⁶¹ *Institute of Space Science (ISS), Bucharest, Romania*
- ⁶² *Institut für Kernphysik, Johann Wolfgang Goethe-Universität Frankfurt, Frankfurt, Germany*
- ⁶³ *Instituto de Ciencias Nucleares, Universidad Nacional Autónoma de México, Mexico City, Mexico*
- ⁶⁴ *Instituto de Física, Universidade Federal do Rio Grande do Sul (UFRGS), Porto Alegre, Brazil*
- ⁶⁵ *Instituto de Física, Universidad Nacional Autónoma de México, Mexico City, Mexico*
- ⁶⁶ *iThemba LABS, National Research Foundation, Somerset West, South Africa*
- ⁶⁷ *Jeonbuk National University, Jeonju, Republic of Korea*
- ⁶⁸ *Johann-Wolfgang-Goethe Universität Frankfurt Institut für Informatik, Fachbereich Informatik und Mathematik, Frankfurt, Germany*
- ⁶⁹ *Korea Institute of Science and Technology Information, Daejeon, Republic of Korea*

- ⁷⁰ *KTO Karatay University, Konya, Turkey*
- ⁷¹ *Laboratoire de Physique des 2 Infinis, Irène Joliot-Curie, Orsay, France*
- ⁷² *Laboratoire de Physique Subatomique et de Cosmologie, Université Grenoble-Alpes, CNRS-IN2P3, Grenoble, France*
- ⁷³ *Lawrence Berkeley National Laboratory, Berkeley, California, United States*
- ⁷⁴ *Lund University Department of Physics, Division of Particle Physics, Lund, Sweden*
- ⁷⁵ *Nagasaki Institute of Applied Science, Nagasaki, Japan*
- ⁷⁶ *Nara Women's University (NWU), Nara, Japan*
- ⁷⁷ *National and Kapodistrian University of Athens, School of Science, Department of Physics, Athens, Greece*
- ⁷⁸ *National Centre for Nuclear Research, Warsaw, Poland*
- ⁷⁹ *National Institute of Science Education and Research, Homi Bhabha National Institute, Jatni, India*
- ⁸⁰ *National Nuclear Research Center, Baku, Azerbaijan*
- ⁸¹ *National Research and Innovation Agency — BRIN, Jakarta, Indonesia*
- ⁸² *Niels Bohr Institute, University of Copenhagen, Copenhagen, Denmark*
- ⁸³ *Nikhef, National institute for subatomic physics, Amsterdam, Netherlands*
- ⁸⁴ *Nuclear Physics Group, STFC Daresbury Laboratory, Daresbury, United Kingdom*
- ⁸⁵ *Nuclear Physics Institute of the Czech Academy of Sciences, Husinec-Řež, Czech Republic*
- ⁸⁶ *Oak Ridge National Laboratory, Oak Ridge, Tennessee, United States*
- ⁸⁷ *Ohio State University, Columbus, Ohio, United States*
- ⁸⁸ *Physics department, Faculty of science, University of Zagreb, Zagreb, Croatia*
- ⁸⁹ *Physics Department, Panjab University, Chandigarh, India*
- ⁹⁰ *Physics Department, University of Jammu, Jammu, India*
- ⁹¹ *Physics Department, University of Rajasthan, Jaipur, India*
- ⁹² *Physics Program and International Institute for Sustainability with Knotted Chiral Meta Matter (SKCM2), Hiroshima University, Hiroshima, Japan*
- ⁹³ *Physikalisches Institut, Eberhard-Karls-Universität Tübingen, Tübingen, Germany*
- ⁹⁴ *Physikalisches Institut, Ruprecht-Karls-Universität Heidelberg, Heidelberg, Germany*
- ⁹⁵ *Physik Department, Technische Universität München, Munich, Germany*
- ⁹⁶ *Politecnico di Bari and Sezione INFN, Bari, Italy*
- ⁹⁷ *Research Division and ExtreMe Matter Institute EMMI, GSI Helmholtzzentrum für Schwerionenforschung GmbH, Darmstadt, Germany*
- ⁹⁸ *Saha Institute of Nuclear Physics, Homi Bhabha National Institute, Kolkata, India*
- ⁹⁹ *School of Physics and Astronomy, University of Birmingham, Birmingham, United Kingdom*
- ¹⁰⁰ *Sección Física, Departamento de Ciencias, Pontificia Universidad Católica del Perú, Lima, Peru*
- ¹⁰¹ *Stefan Meyer Institut für Subatomare Physik (SMI), Vienna, Austria*
- ¹⁰² *SUBATECH, IMT Atlantique, Nantes Université, CNRS-IN2P3, Nantes, France*
- ¹⁰³ *Suranaree University of Technology, Nakhon Ratchasima, Thailand*
- ¹⁰⁴ *Technical University of Košice, Košice, Slovak Republic*
- ¹⁰⁵ *The Henryk Niewodniczanski Institute of Nuclear Physics, Polish Academy of Sciences, Cracow, Poland*
- ¹⁰⁶ *The University of Texas at Austin, Austin, Texas, United States*
- ¹⁰⁷ *Universidad Autónoma de Sinaloa, Culiacán, Mexico*
- ¹⁰⁸ *Universidade de São Paulo (USP), São Paulo, Brazil*
- ¹⁰⁹ *Universidade Estadual de Campinas (UNICAMP), Campinas, Brazil*
- ¹¹⁰ *Universidade Federal do ABC, Santo Andre, Brazil*
- ¹¹¹ *University of Cape Town, Cape Town, South Africa*
- ¹¹² *University of Houston, Houston, Texas, United States*
- ¹¹³ *University of Jyväskylä, Jyväskylä, Finland*
- ¹¹⁴ *University of Kansas, Lawrence, Kansas, United States*
- ¹¹⁵ *University of Liverpool, Liverpool, United Kingdom*
- ¹¹⁶ *University of Science and Technology of China, Hefei, China*

- ¹¹⁷ *University of South-Eastern Norway, Kongsberg, Norway*
- ¹¹⁸ *University of Tennessee, Knoxville, Tennessee, United States*
- ¹¹⁹ *University of the Witwatersrand, Johannesburg, South Africa*
- ¹²⁰ *University of Tokyo, Tokyo, Japan*
- ¹²¹ *University of Tsukuba, Tsukuba, Japan*
- ¹²² *University Politehnica of Bucharest, Bucharest, Romania*
- ¹²³ *Université Clermont Auvergne, CNRS/IN2P3, LPC, Clermont-Ferrand, France*
- ¹²⁴ *Université de Lyon, CNRS/IN2P3, Institut de Physique des 2 Infinis de Lyon, Lyon, France*
- ¹²⁵ *Université de Strasbourg, CNRS, IPHC UMR 7178, F-67000 Strasbourg, France, Strasbourg, France*
- ¹²⁶ *Université Paris-Saclay Centre d'Etudes de Saclay (CEA), IRFU, Département de Physique Nucléaire (DPhN), Saclay, France*
- ¹²⁷ *Università degli Studi di Foggia, Foggia, Italy*
- ¹²⁸ *Università del Piemonte Orientale, Vercelli, Italy*
- ¹²⁹ *Università di Brescia, Brescia, Italy*
- ¹³⁰ *Variable Energy Cyclotron Centre, Homi Bhabha National Institute, Kolkata, India*
- ¹³¹ *Warsaw University of Technology, Warsaw, Poland*
- ¹³² *Wayne State University, Detroit, Michigan, United States*
- ¹³³ *Westfälische Wilhelms-Universität Münster, Institut für Kernphysik, Münster, Germany*
- ¹³⁴ *Wigner Research Centre for Physics, Budapest, Hungary*
- ¹³⁵ *Yale University, New Haven, Connecticut, United States*
- ¹³⁶ *Yonsei University, Seoul, Republic of Korea*
- ¹³⁷ *Zentrum für Technologie und Transfer (ZTT), Worms, Germany*
- ¹³⁸ *Affiliated with an institute covered by a cooperation agreement with CERN*
- ¹³⁹ *Affiliated with an international laboratory covered by a cooperation agreement with CERN*

^I *Deceased*

^{II} *Also at: Max-Planck-Institut für Physik, Munich, Germany*

^{III} *Also at: Italian National Agency for New Technologies, Energy and Sustainable Economic Development (ENEA), Bologna, Italy*

^{IV} *Also at: Dipartimento DET del Politecnico di Torino, Turin, Italy*

^V *Also at: Department of Applied Physics, Aligarh Muslim University, Aligarh, India*

^{VI} *Also at: Institute of Theoretical Physics, University of Wrocław, Poland*

^{VII} *Also at: An institution covered by a cooperation agreement with CERN*