

On generalized reversed aging intensity functions

Original

On generalized reversed aging intensity functions / Buono, F.; Longobardi, M.; Szymkowiak, M.. - In: RICERCHE DI MATEMATICA. - ISSN 0035-5038. - 71:1(2022), pp. 85-108. [10.1007/s11587-021-00560-w]

Availability:

This version is available at: 11583/2994641 since: 2024-11-21T09:38:13Z

Publisher:

Springer

Published

DOI:10.1007/s11587-021-00560-w

Terms of use:


This article is made available under terms and conditions as specified in the corresponding bibliographic description in the repository

Publisher copyright

(Article begins on next page)



On generalized reversed aging intensity functions

Francesco Buono¹ · Maria Longobardi¹  · Magdalena Szymkowiak²

Received: 10 September 2020 / Revised: 8 January 2021 / Accepted: 18 January 2021 /
Published online: 5 February 2021
© The Author(s) 2021

Abstract

The reversed aging intensity function is defined as the ratio of the instantaneous reversed hazard rate to the baseline value of the reversed hazard rate. It analyzes the aging property quantitatively, the higher the reversed aging intensity, the weaker the tendency of aging. In this paper, a family of generalized reversed aging intensity functions is introduced and studied. Those functions depend on a real parameter. If the parameter is positive they characterize uniquely the distribution functions of univariate positive absolutely continuous random variables, in the opposite case they characterize families of distributions. Furthermore, the generalized reversed aging intensity orders are defined and studied. Finally, several numerical examples are given.

Keywords Generalized reversed aging intensity · Reversed hazard rate · Generalized Pareto distribution · Generalized reversed aging intensity order

Mathematics Subject Classification 60E15 · 62N05

1 Introduction

Let X be a non-negative and absolutely continuous random variable with cumulative distribution function (cdf) F , probability density function (pdf) f and survival function (sf) \bar{F} . In reliability theory F is also known as unreliability function whereas \bar{F} as reliability function. In this context a great importance has the hazard rate function r of X , also known as the force of mortality or the failure rate, where X is the survival model of a life or a system being studied. This definition will cover discrete survival models as well as mixed survival models. In the same way we define the reversed hazard rate \check{r} of X , that has attracted the attention of researchers. In a certain sense it

✉ Maria Longobardi
maria.longobardi@unina.it

¹ Università di Napoli Federico II, Naples, Italy

² Poznan University of Technology, Poznan, Poland

is the dual function of the hazard rate and it bears some interesting features useful in reliability analysis (see also Block and Savits [6]; Finkelstein [8]).

Let X be a random variable with sf \bar{F} and cdf F . We define, for x such that $\bar{F}(x) > 0$, the hazard rate function of X at x , $r(x)$, in the following way:

$$\begin{aligned} r(x) &= \lim_{\Delta x \rightarrow 0^+} \frac{\mathbb{P}(x < X \leq x + \Delta x | X > x)}{\Delta x} \\ &= \frac{1}{\bar{F}(x)} \lim_{\Delta x \rightarrow 0^+} \frac{\mathbb{P}(x < X \leq x + \Delta x)}{\Delta x}. \end{aligned}$$

Moreover we define, for x such that $F(x) > 0$, the reversed hazard rate function of X at x , $\check{r}(x)$ (see Bartoszewicz [4] for the notation), in the following way:

$$\begin{aligned} \check{r}(x) &= \lim_{\Delta x \rightarrow 0^+} \frac{\mathbb{P}(x - \Delta x < X \leq x | X \leq x)}{\Delta x} \\ &= \frac{1}{F(x)} \lim_{\Delta x \rightarrow 0^+} \frac{\mathbb{P}(x - \Delta x < X \leq x)}{\Delta x}. \end{aligned}$$

The reversed hazard rate $\check{r}(x)$ can be treated as the instantaneous failure rate occurring immediately before the time point x (the failure occurs just before the time point x , given that the unit has not survived longer than time x).

So, if X is an absolutely continuous random variable with density f , for x such that $\bar{F}(x) > 0$, the hazard rate function is

$$r(x) = \frac{1}{\bar{F}(x)} \lim_{\Delta x \rightarrow 0^+} \frac{\mathbb{P}(x < X \leq x + \Delta x)}{\Delta x} = \frac{f(x)}{\bar{F}(x)}, \quad (1)$$

while, for x such that $F(x) > 0$, the reversed hazard rate function is

$$\check{r}(x) = \frac{1}{F(x)} \lim_{\Delta x \rightarrow 0^+} \frac{\mathbb{P}(x - \Delta x < X \leq x)}{\Delta x} = \frac{f(x)}{F(x)}. \quad (2)$$

By the hazard rate function we introduce the aging intensity function L that is defined for $x > 0$ as

$$L(x) = \frac{-xf(x)}{\bar{F}(x) \log \bar{F}(x)} = \frac{-xr(x)}{\log \bar{F}(x)}, \quad (3)$$

where \log denotes the natural logarithm. It can be showed that the survival function of an absolutely continuous random variable and its aging intensity function are related by a relationship and that under some conditions a function determines a family of survival functions and it is their aging intensity function, for more details see Szymkowiak [16].

The reversed aging intensity function $\check{L}(x)$ is defined, for $x > 0$, as follows (see also Rezaei and Khalef [14])

$$\check{L}(x) = \frac{-xf(x)}{F(x) \log F(x)} = \frac{-x\check{r}(x)}{\log F(x)}. \quad (4)$$

The reversed aging intensity function can be expressed also in a different way by observing that the cumulative reversed hazard rate function defined as

$$\check{R}(x) = \int_x^{+\infty} \check{r}(t) dt = \log F(t) \Big|_{t=x}^{t \rightarrow +\infty} = -\log F(x),$$

can be treated as the total amount of failures accumulated after the time point x . So $\check{H}(x) = \frac{1}{x}\check{R}(x)$, being the proportion between the total amount of failures accumulated after the time point x and the time x for which the unit is still survived, can be considered as the baseline value of the reversed hazard rate. Then, (4) can be written as

$$\check{L}(x) = \frac{x\check{r}(x)}{\check{R}(x)} = \frac{\check{r}(x)}{\check{H}(x)},$$

and so the reversed aging intensity function, defined as the ratio of the instantaneous reversed hazard rate \check{r} to the baseline value of the reversed hazard rate \check{H} , expresses the units average aging behavior: the higher the reversed aging intensity (it means the higher the instantaneous reversed hazard rate, and the smaller the total amount of failures accumulated after the time point x , and the higher the the time x for which the unit is still survived), the weaker the tendency of aging.

It is the analogous for the future of the aging intensity function, introduced and studied by Bhattacharjee et al. [5], Jiang et al. [10], Nanda et al. [12] and Szymkowiak [16]. The concept of aging intensity function was generalized by Szymkowiak [17]. In Sect. 2, we define the generalized reversed aging intensity functions and in the particular case in which the random variable has a generalized Pareto distribution function we generalize our results and study monotonicity properties. In Sect. 3, we give some characterizations with the use of our new aging intensities. Some examples of characterization are given in Sect. 4. In Sect. 5, we study the family of new stochastic orders called α -generalized reversed aging intensity orders. Then, in Sect. 6 we present examples of analysis of α -generalized reversed aging intensity through generated and real data.

2 Generalized reversed aging intensity functions

Let, for $x > 0$, $W_0(x) = 1 - \exp(-x)$, i.e., W_0 is the distribution function of an exponential variable with parameter 1, so $\check{R}(x) = W_0^{-1}(1 - F(x))$. In fact, $W_0^{-1}(x) = -\log(1 - x)$ and so

$$W_0^{-1}(1 - F(x)) = -\log F(x) = \check{R}(x).$$

Replacing W_0 by a strictly increasing distribution function G with density g , it is possible to generalize the concepts of reversed hazard rate function, cumulative reversed hazard rate function and reversed aging intensity function. The generalization of the hazard rate function was introduced by Barlow and Zwet [2,3].

Definition 1 Let X be a non-negative and absolutely continuous random variable with cdf F . Let G be a strictly increasing distribution function with density g . We define the G -generalized cumulative reversed hazard rate function, \check{R}_G , the G -generalized reversed hazard rate function, \check{r}_G , the G -generalized reversed aging intensity function, \check{L}_G , of X as

$$\check{R}_G(x) = G^{-1}(1 - F(x)), \quad (5)$$

$$\check{r}_G(x) = -\frac{d\check{R}_G(x)}{dx} = \frac{f(x)}{g(G^{-1}(1 - F(x)))}, \quad (6)$$

$$\check{L}_G(x) = \frac{x\check{r}_G(x)}{\check{R}_G(x)} = \frac{xf(x)}{g(G^{-1}(1 - F(x)))G^{-1}(1 - F(x))}. \quad (7)$$

A very interesting case, because it provides intuitive results, is the one in which the distribution function G is the distribution function of a generalized Pareto distribution.

Definition 2 A random variable X_α follows a generalized Pareto distribution with parameter $\alpha \in \mathbb{R}$ if the distribution function W_α is expressed as (see Pickands [13]):

$$W_\alpha(x) = \begin{cases} 1 - (1 - \alpha x)^{\frac{1}{\alpha}}, & \text{for } \begin{cases} x > 0, & \text{if } \alpha < 0 \\ 0 < x < \frac{1}{\alpha}, & \text{if } \alpha > 0 \end{cases} \\ 1 - \exp(-x), & \text{for } x > 0 \text{ if } \alpha = 0 \end{cases}$$

Remark 1 For $\alpha = 0$ we have the distribution function of an exponential variable with parameter 1.

From the distribution function it is possible to obtain the quantile and the density function. In particular we have

$$W_\alpha^{-1}(x) = \begin{cases} \frac{1}{\alpha}[1 - (1 - x)^\alpha], & \text{for } 0 < x < 1, \text{ if } \alpha \neq 0 \\ -\log(1 - x), & \text{for } 0 < x < 1, \text{ if } \alpha = 0 \end{cases}$$

$$w_\alpha(x) = \begin{cases} (1 - \alpha x)^{\frac{1-\alpha}{\alpha}}, & \text{for } \begin{cases} x > 0, & \text{if } \alpha < 0 \\ 0 < x < \frac{1}{\alpha}, & \text{if } \alpha > 0 \end{cases} \\ \exp(-x), & \text{for } x > 0, \text{ if } \alpha = 0 \end{cases}$$

Let X be a non-negative and absolutely continuous random variable with cdf F and pdf f . Then it is possible to determine the W_α -generalized cumulative reversed hazard rate function and the W_α -generalized reversed hazard rate function in the following way:

$$\check{R}_{W_\alpha}(x) = W_\alpha^{-1}(1 - F(x)) = \begin{cases} \frac{1}{\alpha}[1 - F^\alpha(x)], & \text{for } x > 0, \text{ if } \alpha \neq 0 \\ -\log F(x), & \text{for } x > 0, \text{ if } \alpha = 0 \end{cases}$$

$$\check{r}_{W_\alpha}(x) = -\frac{d\check{R}_{W_\alpha}(x)}{dx} = F^{\alpha-1}(x)f(x), \text{ for } x > 0.$$

For the sake of simplicity, those functions can be, respectively, indicated by $\check{R}_\alpha, \check{r}_\alpha$ and we can refer to them as the α -generalized cumulative reversed hazard rate function and the α -generalized reversed hazard rate function.

Remark 2 The 1-generalized reversed hazard rate function is equal to the density function. In fact the density function gives a first rough illustration of the aging tendency of the random variable by its monotonicity. The 0-generalized reversed hazard rate function is equal to the usual reversed hazard rate function.

From these functions, it is possible to introduce the α -generalized reversed aging intensity function

$$\check{L}_\alpha(x) = \frac{\check{r}_\alpha(x)}{\frac{1}{x}\check{R}_\alpha(x)} = \begin{cases} \frac{\alpha x F^{\alpha-1}(x) f(x)}{1 - F^\alpha(x)}, & \text{for } x > 0, \text{ if } \alpha \neq 0 \\ \frac{-x f(x)}{F(x) \log F(x)}, & \text{for } x > 0, \text{ if } \alpha = 0 \end{cases} \tag{8}$$

The α -generalized reversed aging intensity function describes the relationship between the instantaneous value of the α -generalized reversed hazard rate function $\check{r}_\alpha(x)$ and the baseline value of the α -generalized reversed hazard rate function $\frac{1}{x}\check{R}_\alpha(x)$. The higher the α -generalized reversed aging intensity function (it means the higher the actual value of the α -generalized reversed hazard rate function respect to its baseline value), the weaker the tendency of aging. Moreover, the α -generalized reversed aging intensity function can be treated as the elasticity (see Sydsaeter and Hammond [15]), except for the sign, of the α -generalized cumulative reversed hazard rate function, i.e., it indicates how much the function \check{R}_α changes if x changes by a small amount.

We recall the definition of α -generalized aging intensity functions, L_α . These functions are defined by Szymkowiak [17] in the following way

$$L_\alpha(x) = \begin{cases} \frac{\alpha x (1 - F(x))^{\alpha-1} f(x)}{1 - (1 - F(x))^\alpha}, & \text{for } x > 0, \text{ if } \alpha \neq 0 \\ \frac{-x f(x)}{(1 - F(x)) \log(1 - F(x))}, & \text{for } x > 0, \text{ if } \alpha = 0 \end{cases} \tag{9}$$

Remark 3 The 0-generalized reversed aging intensity function is equal to the usual reversed aging intensity function. If $\alpha = 1$ we have

$$\check{L}_1(x) = \frac{x f(x)}{\overline{F}(x)},$$

i.e., it is the negative of the elasticity of the survival function \overline{F} , they are equal in modulus.

If $\alpha = n \in \mathbb{N}$ we have

$$\check{L}_n(x) = \frac{n x F^{n-1}(x) f(x)}{1 - F^n(x)},$$

where the denominator is the survival function of the largest order statistic for a sample of n i.i.d. variables, while the numerator is composed by x multiplied for the density

of this order statistic. So \check{L}_n can be considered as the negative of the elasticity for the survival function of the largest order statistic.

If $\alpha = -1$ we have

$$\check{L}_{-1}(x) = \frac{-x(F(x))^{-2}f(x)}{1 - (F(x))^{-1}} = \frac{-xf(x)}{F^2(x)\frac{F(x)-1}{F(x)}} = \frac{xf(x)}{F(x)(1 - F(x))},$$

and so

$$\check{L}_{-1}(x) = xLOR_X(x) = L_{-1}(x),$$

where LOR_X is the log-odds rate of X (see Zimmer, Wang and Pathak [18]).

The next proposition analyzes the monotonicity of α -generalized reversed aging intensity functions respect to the parameter α . This result could be important if we introduce stochastic orders based on α -generalized reversed aging intensity functions, i.e., αRAI orders, and compare these orders as α varies (see Sect. 5).

Proposition 2.1 *Let X be a non-negative and absolutely continuous random variable with cdf F and pdf f . Then the α -generalized reversed aging intensity function is decreasing respect to $\alpha \in \mathbb{R}, \forall x \in (0, +\infty)$.*

Proof For some $c \in (0, 1)$ we consider the function $h_c(\alpha) = \frac{\alpha c^\alpha}{1 - c^\alpha}$, for $\alpha \neq 0$. Then

$$\frac{dh_c(\alpha)}{d\alpha} = \frac{c^\alpha(1 - c^\alpha + \log c^\alpha)}{(1 - c^\alpha)^2}.$$

That derivative is negative because $c^\alpha \in (0, +\infty)$ and the function $k(t) = 1 - t + \log t$ is negative for $t > 0$ and different from 1. In fact, $k(1) = 0$ and 1 is maximum point for this function. So h_c is decreasing in $(-\infty, 0) \cup (0, +\infty)$. Defining the extension for continuity in 0 of h_c ,

$$h_c(0) = \lim_{\alpha \rightarrow 0} h_c(\alpha) = \lim_{\alpha \rightarrow 0} \frac{\alpha c^\alpha}{1 - c^\alpha} = \lim_{\alpha \rightarrow 0} \frac{c^\alpha + \alpha c^\alpha \log c}{-c^\alpha \log c} = -\frac{1}{\log c},$$

it is possible to say that h_c is decreasing in \mathbb{R} .

Fixing $c = F(x)$, with $x > 0$, and multiplying $h_{F(x)}(\alpha)$ for the positive factor $\frac{xf(x)}{F(x)}$ we get that the following function

$$\frac{xf(x)}{F(x)}h_{F(x)}(\alpha) = \begin{cases} \frac{\alpha x F^{\alpha-1}(x)f(x)}{1 - F^\alpha(x)}, & \text{if } \alpha \neq 0 \\ \frac{-xf(x)}{F(x)\log F(x)}, & \text{if } \alpha = 0 \end{cases} = \check{L}_\alpha(x)$$

is decreasing in α as x is fixed. □

3 Characterizations via α -generalized reversed aging intensity

In reliability theory some functions characterize the associated distribution function. For example it was showed in Barlow and Proschan [1] that the hazard rate of an absolutely continuous random variable uniquely determines its distribution function.

In the following theorem we show that, for $\alpha < 0$, the distribution function of a non-negative and absolutely continuous random variable is defined by the α -generalized reversed aging intensity function and that, under some conditions, a function can be considered as the α -generalized reversed aging intensity function for a family of random variables.

Theorem 3.1 *Let X be a non-negative and absolutely continuous random variable with cdf F and let \check{L}_α be its α -generalized reversed aging intensity function with $\alpha < 0$. Then F and \check{L}_α are related, for all $a \in (0, +\infty)$, by the relationship*

$$F(x) = \left[1 - (1 - F^\alpha(a)) \exp \left(- \int_a^x \frac{\check{L}_\alpha(t)}{t} dt \right) \right]^{\frac{1}{\alpha}}, \quad x \in (0, +\infty). \tag{10}$$

Moreover, a function \check{L} defined on $(0, +\infty)$ and satisfying, for $a \in (0, +\infty)$, the following conditions:

- (1) $0 \leq \check{L}(x) < +\infty$, for all $x \in (0, +\infty)$;
- (2) $\lim_{x \rightarrow 0^+} \int_x^a \frac{\check{L}(t)}{t} dt = +\infty$;
- (3) $\lim_{x \rightarrow +\infty} \int_a^x \frac{\check{L}(t)}{t} dt = +\infty$;

determines, for $\alpha < 0$ and $k \in (0, +\infty)$, a family of absolutely continuous distribution functions F_k by the relationship

$$\begin{aligned} F_k(x) &= 1 - W_\alpha \left(k \exp \left(- \int_a^x \frac{\check{L}(t)}{t} dt \right) \right) \\ &= \left[1 - k\alpha \exp \left(- \int_a^x \frac{\check{L}(t)}{t} dt \right) \right]^{\frac{1}{\alpha}}, \quad x \in (0, +\infty), \end{aligned} \tag{11}$$

and it is the α -generalized reversed aging intensity function for those distribution functions.

Proof Fix the distribution function F with respective density function f , and put $\alpha < 0$. From the definition of \check{L}_α it is possible to obtain

$$\frac{\check{L}_\alpha(t)}{t} = \frac{\alpha F^{\alpha-1}(t) f(t)}{1 - F^\alpha(t)}, \quad t \in (0, +\infty).$$

By integrating both members between a and x , for an arbitrary $a \in (0, +\infty)$, we get

$$\int_a^x \frac{\check{L}_\alpha(t)}{t} dt = \int_a^x \frac{\alpha F^{\alpha-1}(t) f(t)}{1 - F^\alpha(t)} dt$$

$$= -\log \frac{1 - F^\alpha(x)}{1 - F^\alpha(a)},$$

therefore

$$1 - F^\alpha(x) = (1 - F^\alpha(a)) \exp \left(- \int_a^x \frac{\check{L}_\alpha(t)}{t} dt \right),$$

and so we get (10).

Let \check{L} be a function defined on $(0, +\infty)$ and satisfying, for $a \in (0, +\infty)$, the conditions (1), (2), (3). We show that $1 - W_\alpha \left(k \exp \left(- \int_a^x \frac{\check{L}(t)}{t} dt \right) \right) = F_k(x)$ defines a distribution function of a non-negative and absolutely continuous random variable, with $k \in (0, +\infty)$.

In fact, from (2) it follows that $\lim_{x \rightarrow 0^+} \int_a^x \frac{\check{L}(t)}{t} dt = -\infty$ and so we conclude that $\lim_{x \rightarrow 0^+} F_k(x) = 0$, while from (3) we have $\lim_{x \rightarrow +\infty} F_k(x) = 1$.

Since W_α is increasing, $k > 0$ and the exponential function is increasing, in order to show that it is an increasing function we have to prove that $-\int_a^x \frac{\check{L}(t)}{t} dt$ is a decreasing function in x i.e., $\int_a^x \frac{\check{L}(t)}{t} dt$ is increasing in x . From (1) and from the assumptions about the interval in which we have a and x it follows that the integrand is non negative. Let x_1, x_2 be such that $0 < x_1 < x_2 < +\infty$. If $x_1 \geq a$ then we have two non negative quantities and $\int_a^{x_1} \frac{\check{L}(t)}{t} dt \leq \int_a^{x_2} \frac{\check{L}(t)}{t} dt$ because $(a, x_1) \subset (a, x_2)$. If $x_1 \leq a < x_2$, then $\int_a^{x_1} \frac{\check{L}(t)}{t} dt \leq 0 \leq \int_a^{x_2} \frac{\check{L}(t)}{t} dt$. If, finally, $x_1 < x_2 \leq a$, we have two non positive quantities and, for a reasoning similar to the first case, $\int_{x_1}^a \frac{\check{L}(t)}{t} dt \geq \int_{x_2}^a \frac{\check{L}(t)}{t} dt$ and so $\int_a^{x_1} \frac{\check{L}(t)}{t} dt \leq \int_a^{x_2} \frac{\check{L}(t)}{t} dt$.

Since W_α , the exponential function, the multiplication for a scalar and the indefinite integral $x \mapsto \int_a^x \frac{\check{L}(t)}{t} dt$ with respect to the Lebesgue measure are continuous functions, we have a continuous function. In order to obtain the absolute continuity of F_k , it suffices to observe that the derivative

$$F'_k(x) = \left[1 - k\alpha \exp \left(- \int_a^x \frac{\check{L}(t)}{t} dt \right) \right]^{\frac{1}{\alpha} - 1} (-k) \exp \left(- \int_a^x \frac{\check{L}(t)}{t} dt \right) \left(- \frac{\check{L}(x)}{x} \right)$$

is non-negative in $x > 0$.

To show that \check{L} is α -generalized reversed aging intensity function related to those distribution functions we have to observe that $F_k(a) = [1 - k\alpha]^{\frac{1}{\alpha}}$, and so $k\alpha = 1 - F_k^\alpha(a)$ i.e., F_k and \check{L} are related by the relationship expressed in the first part of the theorem. □

Remark 4 The expression $W_\alpha \left(k \exp \left(- \int_a^x \frac{\check{L}(t)}{t} dt \right) \right)$ depends only on the parameter $k \in (0, +\infty)$ because the dependence on $a \in (0, +\infty)$ is fictitious. In fact, replacing

a by $b \in (0, +\infty)$ we get

$$\begin{aligned} &W_\alpha \left(k \exp \left(- \int_b^x \frac{\check{L}(t)}{t} dt \right) \right) \\ &= W_\alpha \left(k \exp \left(- \int_b^a \frac{\check{L}(t)}{t} dt \right) \exp \left(- \int_a^x \frac{\check{L}(t)}{t} dt \right) \right) \\ &= W_\alpha \left(k_1 \exp \left(- \int_a^x \frac{\check{L}(t)}{t} dt \right) \right), \end{aligned}$$

where $k_1 = k \exp \left(- \int_b^a \frac{\check{L}(t)}{t} dt \right) > 0$.

Remark 5 If \check{L} is the α -generalized reversed aging intensity function, with $\alpha < 0$, of a non-negative and absolutely continuous random variable X , it satisfies conditions (1), (2), (3) of Theorem 3.1. In fact, from (8) we observe that \check{L} is non-negative for $x \in (0, +\infty)$. Moreover,

$$\begin{aligned} \lim_{x \rightarrow 0^+} \int_x^a \frac{\check{L}(t)}{t} dt &= \lim_{x \rightarrow 0^+} \int_x^a \frac{\alpha F^{\alpha-1}(t) f(t)}{1 - F^\alpha(t)} dt \\ &= \lim_{x \rightarrow 0^+} - \log \frac{1 - F^\alpha(a)}{1 - F^\alpha(x)} = +\infty, \\ \lim_{x \rightarrow +\infty} \int_a^x \frac{\check{L}(t)}{t} dt &= \lim_{x \rightarrow +\infty} \int_a^x \frac{\alpha F^{\alpha-1}(t) f(t)}{1 - F^\alpha(t)} dt \\ &= \lim_{x \rightarrow +\infty} - \log \frac{1 - F^\alpha(x)}{1 - F^\alpha(a)} = +\infty. \end{aligned}$$

Remark 6 If \check{L} is a function that satisfies conditions (1), (2), (3) of Theorem 3.1 then it determines, for $\alpha = 0$ and $k \in (0, +\infty)$, a family of absolutely continuous distribution functions F_k by the relationship

$$\begin{aligned} F_k(x) &= 1 - W_0 \left(k \exp \left(- \int_a^x \frac{\check{L}(t)}{t} dt \right) \right) \\ &= \exp \left[-k \exp \left(- \int_a^x \frac{\check{L}(t)}{t} dt \right) \right], \quad x \in (0, +\infty), \end{aligned} \tag{12}$$

and it is the 0-generalized reversed aging intensity function (i.e., the reversed aging intensity function) for those distribution functions. This follows from corollary 4 of Szymkowiak [16] by noting that $L_X \left(\frac{1}{x} \right) = \check{L}_{\frac{1}{x}}(x)$.

In the following theorem we show that, for $\alpha > 0$, the distribution function of a non-negative and absolutely continuous random variable is defined by the α -generalized

reversed aging intensity function and that, under some conditions, a function can be considered as the α -generalized reversed aging intensity function for a unique random variable.

Theorem 3.2 *Let X be a non-negative and absolutely continuous random variable with cdf F and let \check{L}_α be its α -generalized reversed aging intensity function with $\alpha > 0$. Then F and \check{L}_α are related, for all $a \in (0, +\infty)$, by the relationship*

$$F(x) = \left[1 - \exp \left(- \int_0^x \frac{\check{L}_\alpha(t)}{t} dt \right) \right]^{\frac{1}{\alpha}}, \quad x \in (0, +\infty). \tag{13}$$

Moreover, a function \check{L} defined on $(0, +\infty)$ and satisfying, for $a \in (0, +\infty)$, the following conditions:

- (1) $0 \leq \check{L}(x) + \infty$, for all $x \in (0, +\infty)$;
- (2) $\lim_{x \rightarrow 0^+} \int_x^a \frac{\check{L}(t)}{t} dt < +\infty$;
- (3) $\lim_{x \rightarrow +\infty} \int_a^x \frac{\check{L}(t)}{t} dt = +\infty$;

determines, for $\alpha > 0$, a unique absolutely continuous distribution function F by the relationship

$$F(x) = 1 - W_\alpha \left(\frac{1}{\alpha} \exp \left(- \int_0^x \frac{\check{L}(t)}{t} dt \right) \right) = \left[1 - \exp \left(- \int_0^x \frac{\check{L}(t)}{t} dt \right) \right]^{\frac{1}{\alpha}}, \quad x \in (0, +\infty), \tag{14}$$

and it is α -generalized reversed aging intensity function for that distribution function.

Proof Fix the distribution function F with respective density function f , and put $\alpha > 0$. From the definition of \check{L}_α it is possible to obtain

$$\frac{\check{L}_\alpha(t)}{t} = \frac{\alpha F^{\alpha-1}(t) f(t)}{1 - F^\alpha(t)}, \quad t \in (0, +\infty).$$

By integrating both members between 0 and x , we get

$$\begin{aligned} \int_0^x \frac{\check{L}_\alpha(t)}{t} dt &= \int_0^x \frac{\alpha F^{\alpha-1}(t) f(t)}{1 - F^\alpha(t)} dt \\ &= -\log(1 - F^\alpha(x)), \end{aligned}$$

therefore

$$1 - F^\alpha(x) = \exp \left(- \int_0^x \frac{\check{L}_\alpha(t)}{t} dt \right),$$

and so we get (13).

Let \check{L} be a function defined on $(0, +\infty)$ and satisfying, for $a \in (0, +\infty)$, the conditions (1), (2), (3). We show that $1 - W_\alpha \left(\frac{1}{\alpha} \exp \left(- \int_0^x \frac{\check{L}(t)}{t} dt \right) \right) = F(x)$ defines a distribution function of a non-negative and absolutely continuous random variable.

In fact, from (2) it follows that $\lim_{x \rightarrow 0^+} F(x) = 0$, whereas from (3) we obtain that $\lim_{x \rightarrow +\infty} F(x) = 1$.

Since W_α is increasing, $\alpha > 0$ and the exponential function is increasing, in order to show that it is an increasing function we have to prove that $-\int_0^x \frac{\check{L}(t)}{t} dt$ is a decreasing function in x i.e., $\int_0^x \frac{\check{L}(t)}{t} dt$ is increasing in x , but this is immediate because the integrand is non negative and as x increases, the integration interval widens.

Since W_α , the exponential function, the multiplication for a scalar and the indefinite integral $x \mapsto \int_0^x \frac{\check{L}(t)}{t} dt$ are continuous functions, we have a continuous function. In order to obtain the absolute continuity of F , it suffices to observe that the derivative

$$F'(x) = -\frac{1}{\alpha} \left[1 - \exp \left(- \int_0^x \frac{\check{L}(t)}{t} dt \right) \right]^{\frac{1}{\alpha}-1} \exp \left(- \int_0^x \frac{\check{L}(t)}{t} dt \right) \left(-\frac{\check{L}(x)}{x} \right)$$

is non-negative in $x > 0$. Finally, F and \check{L} are related by the same relationship found in the first part of the theorem and so \check{L} is α -generalized reversed aging intensity function for that distribution function.

Remark 7 If \check{L} is the α -generalized reversed aging intensity function, with $\alpha > 0$, of a non-negative and absolutely continuous random variable X , it satisfies conditions (1), (2), (3) of Theorem 3.2. In fact, from (8) we observe that \check{L} is non-negative for $x \in (0, +\infty)$. Moreover,

$$\begin{aligned} \lim_{x \rightarrow 0^+} \int_x^a \frac{\check{L}(t)}{t} dt &= \lim_{x \rightarrow 0^+} \int_x^a \frac{\alpha F^{\alpha-1}(t) f(t)}{1 - F^\alpha(t)} dt \\ &= \lim_{x \rightarrow 0^+} -\log \frac{1 - F^\alpha(a)}{1 - F^\alpha(x)} < +\infty, \\ \lim_{x \rightarrow +\infty} \int_a^x \frac{\check{L}(t)}{t} dt &= \lim_{x \rightarrow +\infty} \int_a^x \frac{\alpha F^{\alpha-1}(t) f(t)}{1 - F^\alpha(t)} dt \\ &= \lim_{x \rightarrow +\infty} -\log \frac{1 - F^\alpha(x)}{1 - F^\alpha(a)} = +\infty. \end{aligned}$$

In a concrete situation, if we have data it is possible to obtain an estimation of both distribution function and α -generalized reversed aging intensity functions. So it could happen that the shape of an α -generalized reversed aging intensity function is easier to recognize than that of the distribution function.

4 Examples of characterization

Definition 3 We say that a random variable X follows an inverse two-parameter Weibull distribution (see Murthy, Xie and Jiang [11]) if for $x \in (0, +\infty)$ and $\beta, \lambda > 0$ the distribution function is expressed as

$$F(x) = \exp\left(-\frac{\lambda}{x^\beta}\right). \tag{15}$$

In that case we write $X \sim invW2(\beta, \lambda)$.

From the cdf (15) it is possible to obtain other characteristics of the distribution. In particular, for $x \in (0, +\infty)$, the pdf is

$$f(x) = \frac{\lambda\beta}{x^{\beta+1}} \exp\left(-\frac{\lambda}{x^\beta}\right),$$

the reversed hazard rate function is

$$\check{r}(x) = \frac{f(x)}{F(x)} = \frac{\lambda\beta}{x^{\beta+1}},$$

and the α -generalized reversed aging intensity function, for $\alpha \neq 0$, is

$$\begin{aligned} \check{L}_\alpha(x) &= \frac{\alpha x \frac{\lambda\beta}{x^{\beta+1}} \exp\left(-\frac{\lambda}{x^\beta}\right) \exp\left(-\frac{\lambda(\alpha-1)}{x^\beta}\right)}{1 - \exp\left(-\frac{\lambda\alpha}{x^\beta}\right)} \\ &= \frac{\alpha\beta\lambda}{x^\beta} \frac{\exp\left(-\frac{\lambda\alpha}{x^\beta}\right)}{1 - \exp\left(-\frac{\lambda\alpha}{x^\beta}\right)}. \end{aligned} \tag{16}$$

Let $\alpha < 0$. By remark 5 we know that (16) satisfies the hypothesis (1), (2), (3) of Theorem 3.1. So we can apply the theorem by determining the quantity

$$\begin{aligned} F_k(x) &= \left[1 - k\alpha \exp\left(-\int_a^x \frac{\alpha\beta\lambda}{t^{\beta+1}} \frac{\exp\left(-\frac{\lambda\alpha}{t^\beta}\right)}{1 - \exp\left(-\frac{\lambda\alpha}{t^\beta}\right)} dt\right) \right]^{\frac{1}{\alpha}} \\ &= \left[1 - k\alpha \frac{\exp\left(-\frac{\lambda\alpha}{x^\beta}\right) - 1}{\exp\left(-\frac{\lambda\alpha}{a^\beta}\right) - 1} \right]^{\frac{1}{\alpha}}. \end{aligned}$$

Corollary 4.1 *If a random variable X has α -generalized reversed aging intensity function, $\alpha < 0$, $\check{L}_\alpha(x) = \frac{\alpha\beta\lambda}{x^\beta} \frac{\exp\left(-\frac{\lambda\alpha}{x^\beta}\right)}{1 - \exp\left(-\frac{\lambda\alpha}{x^\beta}\right)}$, a.e. $x \in (0, +\infty)$, with $\beta, \lambda > 0$, then the*

distribution function of X is expressed as

$$F(x) = \left[1 - \gamma\alpha \left(\exp\left(-\frac{\lambda\alpha}{x^\beta}\right) - 1 \right) \right]^{\frac{1}{\alpha}}, \quad x \in (0, +\infty) \tag{17}$$

for $\gamma \in (0, +\infty)$.

Remark 8 If $\gamma = -\frac{1}{\alpha}$, the distribution function of Corollary 4.1 is the distribution function of an inverse two-parameter Weibull distribution, $invW2(\beta, \lambda)$.

Let $\alpha > 0$. By remark 7 we know that (16) satisfies the hypothesis (1), (2), (3) of Theorem 3.2. So we can apply the theorem by determining the quantity

$$\begin{aligned} F(x) &= \left[1 - \exp\left(-\int_0^x \frac{\alpha\beta\lambda}{t^{\beta+1}} \frac{\exp\left(-\frac{\lambda\alpha}{t^\beta}\right)}{1 - \exp\left(-\frac{\lambda\alpha}{t^\beta}\right)} dt\right) \right]^{\frac{1}{\alpha}} \\ &= \left[1 - \left(1 - \exp\left(-\frac{\lambda\alpha}{x^\beta}\right) \right) \right]^{\frac{1}{\alpha}} = \exp\left(-\frac{\lambda}{x^\beta}\right). \end{aligned}$$

Corollary 4.2 If a random variable X has α -generalized reversed aging intensity function, $\alpha > 0$, $\check{L}_\alpha(x) = \frac{\alpha\beta\lambda}{x^\beta} \frac{\exp\left(-\frac{\lambda\alpha}{x^\beta}\right)}{1 - \exp\left(-\frac{\lambda\alpha}{x^\beta}\right)}$, a.e. $x \in (0, +\infty)$, with $\beta, \lambda > 0$, then X follows an inverse two-parameter Weibull distribution, $X \sim invW2(\beta, \lambda)$.

Let us consider some examples of polynomial α -generalized reversed aging intensity functions.

Example 1 Let us consider $\check{L}_\alpha(x) = A > 0$, for $x > 0$. It could be a constant α -generalized reversed aging intensity function for $\alpha \leq 0$, in fact for $\alpha > 0$ it does not satisfy the hypothesis of Theorem 3.2.

For $\alpha = 0$ it determines a family of inverse two-parameter Weibull distributions by the relationship (see Szymkowiak [16])

$$F_k(x) = \exp\left[-k \left(\frac{1}{x}\right)^A\right], \quad x \in (0, +\infty), \tag{18}$$

where k is a non-negative parameter.

For $\alpha < 0$, it determines a family of continuous distributions by the relationship

$$F_k(x) = \left[1 + k \left(\frac{1}{x}\right)^A \right]^{\frac{1}{\alpha}}, \quad x \in (0, +\infty) \tag{19}$$

where k is a non-negative parameter.

Example 2 Let us consider $\check{L}_\alpha(x) = A + Bx$, for $x > 0$ where $A, B > 0$. It could be a linear α -generalized reversed aging intensity function for $\alpha \leq 0$, in fact for $\alpha > 0$ it does not satisfy the hypothesis of Theorem 3.2.

For $\alpha = 0$, it determines a family of continuous distributions by the relationship

$$F_k(x) = \exp \left[-k \left(\frac{1}{x} \right)^A \exp(-Bx) \right], \quad x \in (0, +\infty) \quad (20)$$

where k is a non-negative parameter.

For $\alpha < 0$, it determines a family of continuous distributions by the relationship

$$F_k(x) = \left[1 + k \left(\frac{1}{x} \right)^A \exp(-Bx) \right]^{\frac{1}{\alpha}}, \quad x \in (0, +\infty) \quad (21)$$

where k is a non-negative parameter.

Example 3 Let us consider $\check{L}_\alpha(x) = Bx$, for $x > 0$, where $B > 0$. It could be a linear α -generalized reversed aging intensity function for $\alpha > 0$, in fact for $\alpha > 0$ it satisfies the hypothesis of Theorem 3.2. It determines a unique continuous distribution function by the relationship

$$F(x) = [1 - \exp(-Bx)]^{\frac{1}{\alpha}}, \quad x \in (0, +\infty), \quad (22)$$

i.e., an exponentiated exponential distribution (see Gupta and Kundu, [9]). We note that for $\alpha = 1$ this is the distribution function of an exponential random variable with parameter B . So if X has 1-generalized reversed aging intensity function $\check{L}_1(x) = Bx$, for $x > 0$ and $B > 0$ then $X \sim \text{Exp}(B)$.

5 α -generalized reversed aging intensity orders

In this section we introduce and study the family of the α -generalized reversed aging intensity orders. In the following, we use the notation $L_{\alpha, X}$ to indicate the α -generalized aging intensity function of the random variable X and $\check{L}_{\alpha, X}$ to indicate the α -generalized reversed aging intensity function of the random variable X .

In the next proposition we show a useful relationship between $L_{\alpha, X}$ and $\check{L}_{\alpha, \frac{1}{X}}$.

Proposition 5.1 *Let X be a non-negative and absolutely continuous random variable and let $\frac{1}{X}$ be its inverse. Then the following equality holds*

$$L_{\alpha, X} \left(\frac{1}{x} \right) = \check{L}_{\alpha, \frac{1}{X}}(x), \quad x \in (0, +\infty). \quad (23)$$

Proof We obtain an expression for the distribution function and the density function of the random variable $\frac{1}{X}$ through X , for $x > 0$ we have

$$F_{\frac{1}{X}}(x) = \mathbb{P}\left(\frac{1}{X} \leq x\right) = \mathbb{P}\left(X \geq \frac{1}{x}\right) = 1 - F_X\left(\frac{1}{x}\right),$$

$$f_{\frac{1}{X}}(x) = \frac{1}{x^2} f_X\left(\frac{1}{x}\right).$$

If $\alpha = 0$ we have, for $x > 0$,

$$\begin{aligned} \check{L}_{0, \frac{1}{X}}(x) &= \check{L}_{\frac{1}{X}}(x) = \frac{-x f_{\frac{1}{X}}(x)}{F_{\frac{1}{X}}(x) \log F_{\frac{1}{X}}(x)} \\ &= \frac{-\frac{1}{x} f_X\left(\frac{1}{x}\right)}{\left(1 - F_X\left(\frac{1}{x}\right)\right) \log\left(1 - F_X\left(\frac{1}{x}\right)\right)} = L_X\left(\frac{1}{x}\right) = L_{0, X}\left(\frac{1}{x}\right). \end{aligned}$$

If $\alpha \neq 0$ we have, for $x > 0$,

$$\begin{aligned} \check{L}_{\alpha, \frac{1}{X}}(x) &= \frac{\alpha x (F_{\frac{1}{X}}(x))^{\alpha-1} f_{\frac{1}{X}}(x)}{1 - (F_{\frac{1}{X}}(x))^{\alpha}} \\ &= \frac{\alpha \frac{1}{x} \left(1 - F_X\left(\frac{1}{x}\right)\right)^{\alpha-1} f_X\left(\frac{1}{x}\right)}{1 - \left(1 - F_X\left(\frac{1}{x}\right)\right)^{\alpha}} = L_{\alpha, X}\left(\frac{1}{x}\right). \end{aligned}$$

□

Definition 4 Let X and Y be non-negative and absolutely continuous random variables and let α be a real number. We say that X is smaller than Y in the α -generalized reversed aging intensity order, $X \leq_{\alpha RAI} Y$, if and only if $\check{L}_{\alpha, X}(x) \leq \check{L}_{\alpha, Y}(x), \forall x \in (0, +\infty)$.

In the next lemma we show a relationship between the αRAI order and the αAI order. We recall that $X \leq_{\alpha AI} Y$ if and only if $L_{\alpha, X}(x) \geq L_{\alpha, Y}(x), \forall x \in (0, +\infty)$.

Lemma 5.1 Let X and Y be non-negative and absolutely continuous random variables and let α be a real number. We have $X \leq_{\alpha RAI} Y$ if and only if $\frac{1}{X} \geq_{\alpha AI} \frac{1}{Y}$.

Proof We have $X \leq_{\alpha RAI} Y$ if and only if $\check{L}_{\alpha, X}(x) \leq \check{L}_{\alpha, Y}(x), \forall x \in (0, +\infty)$. By proposition 5.1 this is equivalent to $L_{\alpha, \frac{1}{X}}\left(\frac{1}{x}\right) \leq L_{\alpha, \frac{1}{Y}}\left(\frac{1}{x}\right), \forall x \in (0, +\infty)$, i.e. $\frac{1}{X} \geq_{\alpha AI} \frac{1}{Y}$. □

Remark 9 For particular choices of the real number α we find some relationship with other stochastic orders. Obviously, the reversed aging intensity order coincides with the 0-generalized reversed aging intensity order. For $\alpha = 1$ we have showed in remark 3 that $\check{L}_{1, X}(x) = x r_X(x)$, so we get a relationship with the hazard rate order. In fact,

$$X \leq_{hr} Y \Leftrightarrow r_X(x) \geq r_Y(x), \forall x > 0 \Leftrightarrow x r_X(x) \geq x r_Y(x), \forall x > 0$$

$$\Leftrightarrow \check{L}_{1,X}(x) \geq \check{L}_{1,Y}(x), \forall x > 0 \Leftrightarrow X \geq_{1RAI} Y. \tag{24}$$

For $\alpha = -1$ we have showed in remark 3 that $\check{L}_{-1,X}(x) = xLOR_X(x) = L_{-1,X}(x)$, so we get a relationship with the log-odds rate order. In fact,

$$\begin{aligned} X \leq_{LOR} Y &\Leftrightarrow LOR_X(x) \geq LOR_Y(x), \forall x > 0 \Leftrightarrow xLOR_X(x) \geq xLOR_Y(x), \forall x > 0 \\ &\Leftrightarrow \check{L}_{-1,X}(x) \geq \check{L}_{-1,Y}(x), \forall x > 0 \Leftrightarrow X \geq_{-1RAI} Y. \end{aligned} \tag{25}$$

Moreover we have $X \geq_{-1RAI} Y \Leftrightarrow X \leq_{-1AI} Y$ so they are dual relations. For $\alpha = n \in \mathbb{N}$ we have showed in remark 3 that

$$\check{L}_{n,X}(x) = \frac{nx(F_X(x))^{n-1}f_X(x)}{1 - (F_X(x))^n} = xr_{X(n)}(x),$$

so there is a connection with the largest order statistic and the hazard rate order. In fact

$$\begin{aligned} X_{(n)} \leq_{hr} Y_{(n)} &\Leftrightarrow r_{X(n)}(x) \geq r_{Y(n)}(x), \forall x > 0 \Leftrightarrow xr_{X(n)}(x) \geq xr_{Y(n)}(x), \forall x > 0 \\ &\Leftrightarrow \check{L}_{n,X}(x) \geq \check{L}_{n,Y}(x), \forall x > 0 \Leftrightarrow X \geq_{nRAI} Y. \end{aligned} \tag{26}$$

Remark 10 Lemma 5.1 and Remark 9 provide the following series of relations

$$X \leq_{-1RAI} Y \Leftrightarrow \frac{1}{X} \leq_{-1RAI} \frac{1}{Y} \Leftrightarrow X \geq_{-1AI} Y \Leftrightarrow \frac{1}{X} \geq_{-1AI} \frac{1}{Y}.$$

Proposition 5.2 Let X and Y be non-negative and absolutely continuous random variables such that $X \leq_{st} Y$, i.e., $F_X(x) \geq F_Y(x)$ for all $x > 0$.

- (1) If there exists $\beta \in \mathbb{R}$ such that $X \leq_{\beta RAI} Y$ then for all $\alpha < \beta$ we have $X \leq_{\alpha RAI} Y$;
- (2) If there exists $\beta \in \mathbb{R}$ such that $X \geq_{\beta RAI} Y$ then for all $\alpha > \beta$ we have $X \geq_{\alpha RAI} Y$.

Proof (1). From $X \leq_{\beta RAI} Y$ and lemma 5.1 we have $\frac{1}{X} \geq_{\beta AI} \frac{1}{Y}$. Moreover from $X \leq_{st} Y$ we get $\frac{1}{X} \geq_{st} \frac{1}{Y}$ so by proposition 4 of Szymkowiak [17] we obtain that $\forall \alpha < \beta \frac{1}{X} \geq_{\alpha AI} \frac{1}{Y}$, i.e., $X \leq_{\alpha RAI} Y$.

The proof of part (2) is analogous. □

Proposition 5.3 Let X and Y be non-negative and absolutely continuous random variables.

- (1) If there exists $\beta \in \mathbb{R}$ such that for all $\alpha < \beta$ we have $X \geq_{\alpha RAI} Y$ then $X \geq_{rh} Y$, i.e., $\check{r}_X(x) \geq \check{r}_Y(x)$ for all $x > 0$;
- (2) If there exists $\beta \in \mathbb{R}$ such that for all $\alpha > \beta$ we have $X \leq_{\alpha RAI} Y$ then $X \geq_{st} Y$.

Proof (1). From $X \geq_{\alpha RAI} Y$ and lemma 5.1 we have $\frac{1}{X} \leq_{\alpha AI} \frac{1}{Y}$, $\forall \alpha < \beta$. So with the use of proposition 5 of Szymkowiak [17] we obtain $\frac{1}{X} \leq_{hr} \frac{1}{Y}$, i.e. $X \geq_{rh} Y$.

The proof of part (2) is analogous. □

Corollary 5.1 *Let X and Y be non-negative and absolutely continuous random variables.*

- (1) $X \leq_{st} Y$ and $X \geq_{LOR} Y \Rightarrow X \leq_{\alpha RAI} Y$ for all $\alpha \in (-\infty, -1)$;
- (2) $X \leq_{st} Y$ and $X \leq_{LOR} Y \Rightarrow X \geq_{\alpha RAI} Y$ for all $\alpha \in (-1, +\infty)$.

Proof (1). We have $X \geq_{LOR} Y \Leftrightarrow X \leq_{-1RAI} Y$ so the proof is completed with the use of proposition 5.2.

The proof of part (2) is analogous. □

6 Application of α -generalized reversed aging intensity function in data analysis

Very often it is really a difficult task to recognize the lifetime data distribution analyzing only the shapes of their density and distribution function estimators. But sometimes, the corresponding α -generalized reversed aging intensity function for a properly chosen α can have a relatively simple form, and it can be easily recognized with the use of the respective reversed aging intensity estimate.

For some distribution F with support $(0, +\infty)$, we obtain a natural estimator of the α -generalized reversed aging intensity function

$$\widehat{L}_\alpha(x) = \begin{cases} \frac{\alpha x \widehat{f}(x)[\widehat{F}(x)]^{\alpha-1}}{1-[\widehat{F}(x)]^\alpha} & \text{for } x > 0, \alpha \neq 0 \\ -\frac{x \widehat{f}(x)}{\widehat{F}(x) \ln[\widehat{F}(x)]} & \text{for } x > 0, \alpha = 0, \end{cases} \tag{27}$$

where \widehat{f} denotes a nonparametric estimate of the unknown density function f and $\widehat{F}(x) = \int_0^x \widehat{f}(t)dt$ represents the corresponding distribution function estimate. The proposed estimation of the aging intensity function is possible if we assume that data follow an absolutely continuous distribution with support $(0, +\infty)$ and if the nonparametric estimate of its density function exists. Moreover, larger sample sizes generally lead to increased precision of estimation. We perform our study for both the generated and the real data.

6.1 Analysis of α -generalized reversed aging intensity function through generated data

In the following example we consider an application of the estimator (27) for $\alpha = -1$ to verify the hypothesis that some simulated data come from the family of inverse log-logistic distributions.

Example 4 Our goal is to check if a member of the inverse log-logistic distributions $invLLog(\gamma, \lambda)$ with the distribution function given by

$$F_{\gamma,\lambda}(x) = \left[1 + \left(\frac{\lambda}{x} \right)^\gamma \right]^{-1}, \quad x \in (0, +\infty), \tag{28}$$

for some unknown positive parameters of the shape γ and the scale λ , is the parent distribution of a random sample X_1, \dots, X_N .

From presented in Sect. 4, Example 1 we know that for distribution function (28), its -1 -generalized reversed aging intensity function is constant and equal to $\check{L}_{-1}(x) = \gamma$. So, we check if the respective reversed aging intensity estimator (27) is indeed an accurate approximation of a constant function.

Therefore, we use the following procedure to obtain N independent random variables X_1, \dots, X_N with $invLLog(\gamma, \lambda)$ lifetime distribution. First, we generate standard uniform random variables U_1, \dots, U_N using function `random` of *MATLAB*.

Then, applying the inverse transform technique with $F_{\gamma,\lambda}(x) = \left[1 + \left(\frac{\lambda}{x}\right)^\gamma\right]^{-1}$, we

get $Y_i = F_{\gamma,\lambda}^{-1}(1 - U_i) = \lambda \left(\frac{1}{1-U_i} - 1\right)^{-\frac{1}{\gamma}}$, $i = 1, \dots, N$, with the inverse log-logistic distribution $invLLog(\gamma, \lambda)$. In this way, applying the function `random` with the `seed=88`, we generate $N = 1000$ independent inverse log-logistic random variables with the shape parameter $\gamma = 4$, and the scale parameter $\lambda = 0.5$.

To calculate the reversed aging intensity estimator (27), we apply a kernel density estimator (see Bowman and Azzalini [7]), i.e., given in *MATLAB* `ksdensity` function,

$$\hat{f}(x) = \frac{1}{Nh} \sum_{j=1}^N K\left(\frac{x - X_j}{h}\right), \tag{29}$$

with a chosen normal kernel smoothing function and a selected bandwidth $h = 0.05$. Then, the kernel estimator of the distribution function is equal to

$$\hat{F}(x) = \frac{1}{N} \sum_{j=1}^N I\left(\frac{x - X_j}{h}\right),$$

where $I(x) = \int_{-\infty}^x K(t)dt$. The obtained -1 -generalized reversed aging intensity function estimate (27) is equal to

$$\hat{\check{L}}_{-1}(x) = \frac{x \hat{f}(x)}{\hat{F}(x) [1 - \hat{F}(x)]} = \frac{x \frac{1}{Nh} \sum_{j=1}^N K\left(\frac{x - X_j}{h}\right)}{\frac{1}{N} \sum_{j=1}^N I\left(\frac{x - X_j}{h}\right) \left[1 - \frac{1}{N} \sum_{j=1}^N I\left(\frac{x - X_j}{h}\right)\right]}. \tag{30}$$

For our simulation data, the plot of the density estimator (29) is presented in Fig. 1.

Analyzing the plot, it is not easy to decide if the density function belongs to the inverse log-logistic family. But, we can notice that the plot of respective estimator (30) of -1 -generalized reversed aging intensity function $\hat{\check{L}}_{-1}(x)$ (see Fig. 2), oscillates around a constant function, especially after removing few outlying values at the right-end. This gives us the motivation to accept our hypothesis that an inverse log-logistic distribution is the parent distribution of the generated sample.

To justify our intuitive decision, we propose to carry out the following more formal statistical procedure. First, we calculate the least squares estimate of the intercept

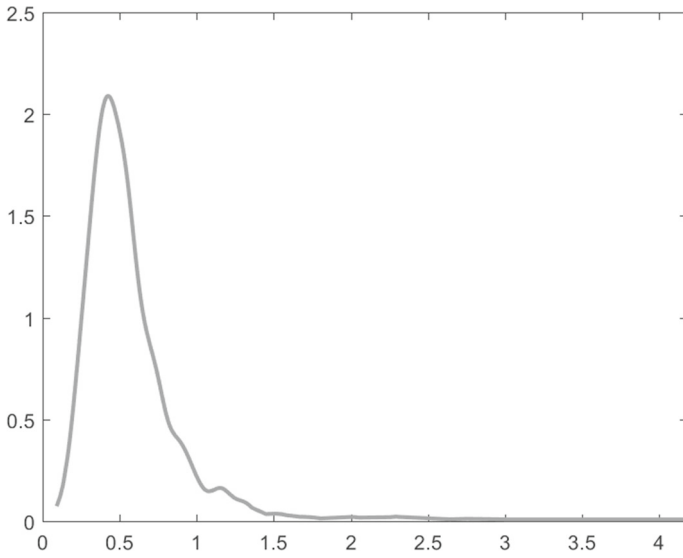


Fig. 1 Density estimator $\hat{f}(x)$ for the data from Example 4

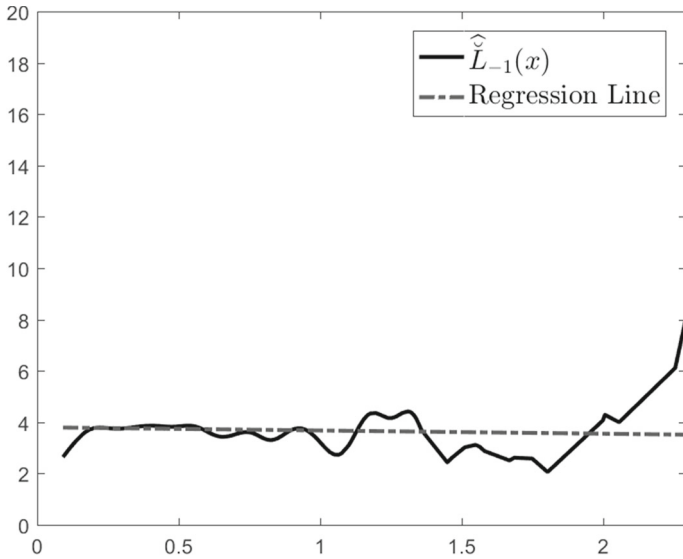


Fig. 2 $\hat{L}_0(x)$ and adjusted regression line for the data from Example 4

which for our data equals to $\hat{\gamma} = 3.7990$. Next, we put it into the log-likelihood function, and determine maximum likelihood estimator (MLE) of parameter λ maximizing

Table 1 Parameters of $invLLog(\gamma, \lambda)$

	γ	λ
Theoretical parameters	4	0.5
Estimators	3.7990	0.4957

it. The problem resolves into finding the solution to the equation

$$\sum_{i=1}^N \frac{1}{\left(\frac{x_i}{\lambda}\right)^{\hat{\gamma}} + 1} = \frac{N}{2}.$$

As the result we obtain $\hat{\lambda} = 0.4957$. Note that the estimators $\hat{\gamma}$ and $\hat{\lambda}$ based on the empirical -1 -generalized reversed aging intensity are quite precise (cf. Table 1).

Finally, by the chi-square goodness-of-fit test we check if the data really fit the inverse log-logistic distribution. For this purpose, we apply function `histogram`, available in `MATLAB` and group the data into $k = 20$ classes of observations lying into intervals $[x_j, x_{j+1}) = [x_j, x_j + \Delta x)$, $j = 1, \dots, k$, of length $\Delta x = 0.21$. The classes, together with their empirical frequencies $N_j = N_j(X_1, \dots, X_N)$ and theoretical frequencies based on the inverse log-logistic distribution with parameters replaced by the estimators $n_j = N \left[F_{\hat{\gamma}, \hat{\lambda}}(x_{j+1}) - F_{\hat{\gamma}, \hat{\lambda}}(x_j) \right]$, are presented in Table 2.

Furthermore, available in `MATLAB` function `chi2gof` determines the value of chi-square statistics $\chi^2 = 9.3209$ with $\nu = 7$ degrees of freedom (automatically joining together the last twelve classes with low frequencies) and determines the respective p -value, $p = 0.2304$. It means that for a given significance level less than 0.2304 we do not reject the hypothesis that the considered data follow the inverse log-logistic distribution.

6.2 Analysis of α -generalized reversed aging intensity through real data

Next, we present an example of real data. Analyzing its estimated α -generalized reversed aging intensity we could assume that the data follow the adequate distribution.

Example 5 The real data (see Data Set 6.2 in Murthy et al. [11]) concern failure times of 20 components: 0.067 0.068 0.076 0.081 0.084 0.085 0.085 0.086 0.089 0.098 0.098 0.114 0.114 0.115 0.121 0.125 0.131 0.149 0.160 0.485.

For the given data, the plot of the normal kernel density estimator (see Bowman and Azzalini [7]), obtained by `MATLAB` function `ksdensity` with a returned bandwidth $h = 0.0147$, is presented in Fig. 3. An analysis of the graph does not enable us to recognize the data distribution.

Table 2 Grouped data and respective values of empirical and theoretical frequency

Class	$[x_j, x_{j+1})$	N_j	n_j
1	0.0000–0.2100	26	36.8543
2	0.2100–0.4200	322	310.6691
3	0.4200–0.6300	371	365.5653
4	0.6300–0.8400	150	168.0593
5	0.8400–1.0500	68	64.2263
6	1.0500–1.2600	29	26.5322
7	1.2600–1.4700	15	12.2550
8	1.4700–1.6800	5	6.2413
9	1.6800–1.8900	3	3.4409
10	1.8900–2.1000	3	2.0223
11	2.1000–2.3100	0	1.2522
12	2.3100–2.5200	1	0.8095
13	2.5200–2.7300	2	0.5425
14	2.7300–2.9400	1	0.3749
15	2.9400–3.1500	0	0.2660
16	3.1500–3.3600	0	0.1931
17	3.3600–3.5700	0	0.1430
18	3.5700–3.7800	0	0.1078
19	3.7800–3.9900	0	0.0826
20	3.9900–4.200	1	0.0641

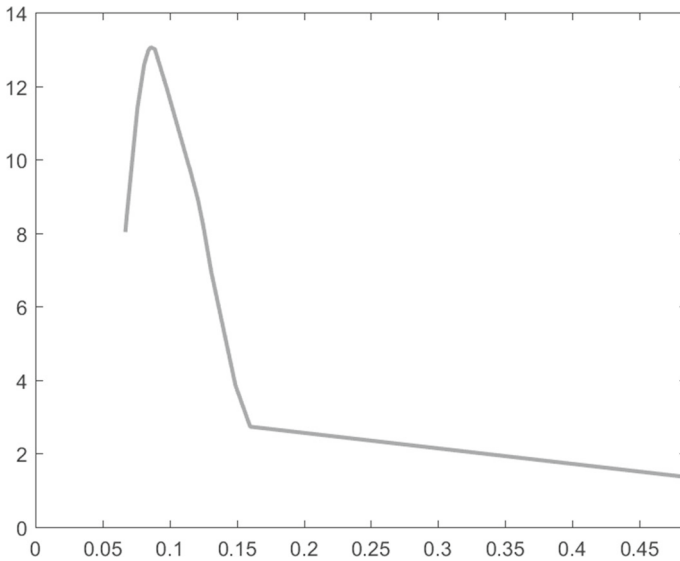


Fig. 3 Kernel density estimator \hat{f} for the data from Example 5

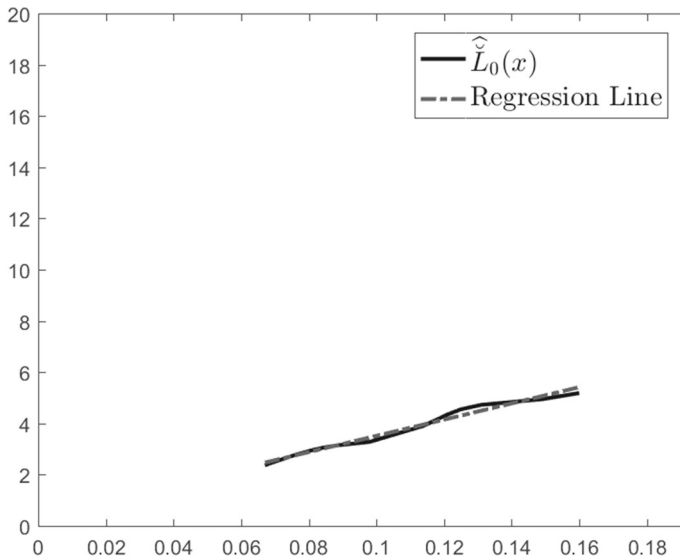


Fig. 4 $\hat{L}_0(x)$, and adjusted regression line for the data from Example 5

To identify the data distribution we propose to estimate 0-generalized reversed aging intensity (see formula (27))

$$\hat{L}_0(x) = -\frac{x \hat{f}(x)}{\hat{F}(x) \ln[\hat{F}(x)]}, \quad x \in (0, +\infty).$$

The plot of the estimator $\hat{L}_0(x)$ (see Fig. 4) can be treated as oscillating around a linear function, especially after removing one outlying value at the right-end. This motivates us to state the hypothesis that data follow an inverse modified Weibull distribution (see Sect. 4, Example 2) with distribution function

$$F_{\gamma, \lambda, \delta}(x) = \exp \left[-\left(\frac{\lambda}{x} \right)^\gamma \exp(-\delta x) \right], \quad x \in (0, +\infty), \quad (31)$$

and 0-generalized reversed aging intensity function

$$\check{L}_0(x) = \delta x + \gamma, \quad x \in (0, +\infty).$$

Moreover, we provide the following procedure. First, we determine the least squares estimates $\hat{\gamma} = 0.3441$ and $\hat{\delta} = 31.6785$ of the intercept and the slope of linear \check{L}_0 , respectively. Then we determine MLE of parameter λ

$$\hat{\lambda} = \left(\frac{N}{\sum_{i=1}^N \frac{\exp(-\hat{\delta} x_i)}{(x_i)^{\hat{\gamma}}}} \right)^{\frac{1}{\hat{\gamma}}}$$

which maximizes the likelihood function. Here we obtain $\hat{\lambda} = 549.9663$.

Then, to check if the data fit the inverse modified Weibull distribution we use adequate for small data the Kolmogorov-Smirnov goodness-of-fit test (available in *MATLAB* function `kstest`), we determine statistics $K = 0.1496$ and p -value of the test equal to $p = 0.7072$. It means that for a given significance level less than 0.7072 we do not reject the hypothesis that the considered data follow the inverse modified Weibull distribution.

7 Conclusion

In this paper, a family of generalized reversed aging intensity functions was introduced and studied. In particular, it was showed that, using the generalized Pareto distribution to generalize the concept of reversed aging intensity function, for $\alpha > 0$, the α -generalized reversed aging intensity function characterizes a unique distribution function, while for $\alpha \leq 0$, it determines a family of distribution functions. Moreover, α -generalized reversed aging intensity orders were introduced and some relations with other stochastic orders were studied. Finally, analysis of α -generalized reversed aging intensity through generated data and real one are given.

Acknowledgements Francesco Buono and Maria Longobardi are partially supported by the GNAMPA research group of INDAM (Istituto Nazionale di Alta Matematica) and MIUR-PRIN 2017, Project “Stochastic Models for Complex Systems” (No. 2017 JFFHSH). Magdalena Szymkowiak is partially supported by PUT under Grant 0211/SBAD/0911.

Funding Open Access funding provided by Università degli Studi di Napoli Federico II

Open Access This article is licensed under a Creative Commons Attribution 4.0 International License, which permits use, sharing, adaptation, distribution and reproduction in any medium or format, as long as you give appropriate credit to the original author(s) and the source, provide a link to the Creative Commons licence, and indicate if changes were made. The images or other third party material in this article are included in the article’s Creative Commons licence, unless indicated otherwise in a credit line to the material. If material is not included in the article’s Creative Commons licence and your intended use is not permitted by statutory regulation or exceeds the permitted use, you will need to obtain permission directly from the copyright holder. To view a copy of this licence, visit <http://creativecommons.org/licenses/by/4.0/>.

References

1. Barlow, R.E., Proschan, F.J.: *Mathematical Theory of Reliability*. Society for Industrial and Applied Mathematics, Philadelphia (1996)
2. Barlow, R.E., Zwet, W.R.: Asymptotic properties of isotonic estimators for the generalized failure rate function. Part I: strong consistency. *Berkeley Univ. Calif.* **31**, 159–176 (1969)
3. Barlow, R.E., Zwet, W.R.: Asymptotic properties of isotonic estimators for the generalized failure rate function. Part II: asymptotic distributions. *Berkeley Univ. Calif.* **34**, 69–110 (1969)
4. Bartoszewicz, J.: On a representation of weighted distributions. *Stat. Probab. Lett.* **79**, 1690–1694 (2009)
5. Bhattacharjee, S., Nanda, A.K., Misra, S.K.: Reliability analysis using ageing intensity function. *Stat. Probab. Lett.* **83**, 1364–1371 (2013)
6. Block, H.W., Savits, T.H.: The reversed hazard rate function. *Probab. Eng. Inf. Sci.* **12**, 69–90 (1998)
7. Bowman, A.W., Azzalini, A.: *Applied Smoothing Techniques for Data Analysis*. Oxford University Press Inc., New York (1997)

8. Finkelstein, M.S.: On the reversed hazard rate. *Reliab. Eng. Syst. Saf.* **78**, 71–75 (2002)
9. Gupta, R.D., Kundu, D.: Exponentiated exponential family: an alternative to gamma and Weibull distributions. *Biom. J.* **43**, 117–130 (2001)
10. Jiang, R., Ji, P., Xiao, X.: Aging property of unimodal failure rate models. *Reliab. Eng. Syst. Saf.* **79**, 113–116 (2003)
11. Murthy, D.N.P., Xie, M., Jiang, R.: *Weibull Models*. Wiley-Interscience, Hoboken (2004)
12. Nanda, A.K., Bhattacharjee, S., Alam, S.S.: Properties of aging intensity function. *Stat. Probab. Lett.* **77**, 365–373 (2007)
13. Pickands, J.: Statistical inference using extreme order statistics. *Ann. Stat.* **3**, 119–131 (1975)
14. Rezaei, M., Khalef, V.A.: On the Reversed Average Intensity Order. *Journal of Statistical Research of Iran* **11**, 25–39 (2014)
15. Sydsaeter, K., Hammond, P.: *Essential Mathematics for Economic Analysis*. Pearson Education, London (2012)
16. Szymkowiak, M.: Characterizations of distributions through aging intensity. *IEEE Trans. Reliab.* **67**, 446–458 (2018a)
17. Szymkowiak, M.: Generalized aging intensity functions. *Reliab. Eng. Syst. Saf.* **178**, 198–208 (2018b)
18. Zimmer, W.J., Wang, Y., Pathak, P.K.: Log-odds rate and monotone log-odds rate distributions. *J. Qual. Technol.* **30**, 376–385 (1998)

Publisher's Note Springer Nature remains neutral with regard to jurisdictional claims in published maps and institutional affiliations.