

Probing the Chiral Magnetic Wave with charge-dependent flow measurements in Pb-Pb collisions at the LHC

Original

Probing the Chiral Magnetic Wave with charge-dependent flow measurements in Pb-Pb collisions at the LHC / Acharya, S., Adamová, D., Aglieri Rinella, G., Agnello, M., Agrawal, N., Ahammed, Z., Ahmad, S., Ahn, S.U., Ahuja, I., Akindinov, A., Al-Turany, M., Aleksandrov, D., Alessandro, B., Alfanda, H.M., Alfaro Molina, R., Ali, B., Alici, A., Alizadehvandchali, N., Alkin, A., Alme, J., et al.. - In: JOURNAL OF HIGH ENERGY PHYSICS. - ISSN 1029-8479. - STAMPA. - 2023:12(2023), pp. 1-30. [10.1007/JHEP12(2023)067]

Availability:

This version is available at: 11583/2990266 since: 2024-07-02T21:02:57Z

Publisher:

Springer

Published

DOI:10.1007/JHEP12(2023)067

Terms of use:

This article is made available under terms and conditions as specified in the corresponding bibliographic description in the repository

Publisher copyright

(Article begins on next page)

Probing the chiral magnetic wave with charge-dependent flow measurements in Pb-Pb collisions at the LHC



ALICE

The ALICE collaboration

E-mail: alice-publications@cern.ch

ABSTRACT: The Chiral Magnetic Wave (CMW) phenomenon is essential to provide insights into the strong interaction in QCD, the properties of the quark-gluon plasma, and the topological characteristics of the early universe, offering a deeper understanding of fundamental physics in high-energy collisions. Measurements of the charge-dependent anisotropic flow coefficients are studied in Pb-Pb collisions at center-of-mass energy per nucleon-nucleon collision $\sqrt{s_{NN}} = 5.02$ TeV to probe the CMW. In particular, the slope of the normalized difference in elliptic (v_2) and triangular (v_3) flow coefficients of positively and negatively charged particles as a function of their event-wise normalized number difference, is reported for inclusive and identified particles. The slope r_3^{Norm} is found to be larger than zero and to have a magnitude similar to r_2^{Norm} , thus pointing to a large background contribution for these measurements. Furthermore, r_2^{Norm} can be described by a blast wave model calculation that incorporates local charge conservation. In addition, using the event shape engineering technique yields a fraction of CMW (f_{CMW}) contribution to this measurement which is compatible with zero. This measurement provides the very first upper limit for f_{CMW} , and in the 10–60% centrality interval it is found to be 26% (38%) at 95% (99.7%) confidence level.

KEYWORDS: Collective Flow, Heavy Ion Experiments, Quark Deconfinement

ARXIV EPRINT: [2308.16123](https://arxiv.org/abs/2308.16123)

Contents

1	Introduction	1
2	Experimental apparatus and data sample	4
3	Analysis procedure	5
4	Systematic uncertainties	7
5	Results	9
5.1	A_{ch} dependence of v_n and centrality dependence of the slope r_n^{Norm}	9
5.2	Constraining the fraction of the CMW with the ESE	12
6	Summary	13
	The ALICE collaboration	22

1 Introduction

The primary goal of relativistic heavy-ion collisions at the Large Hadron Collider (LHC) is to study the properties of the emerging strongly interacting medium called the quark-gluon plasma (QGP) [1–6]. The transition from normal hadronic matter to the QGP is predicted by quantum chromodynamics (QCD) calculations on the lattice [7, 8]. Heavy-ion collisions are also characterized by extremely strong short-lived electromagnetic fields ($B \sim 10^{18}$ Gauss), primarily induced by protons from the incoming nuclei that do not undergo any inelastic collision and are referred to as spectators [9]. The direction of \mathbf{B} is perpendicular to the reaction plane, the plane spanned by the impact parameter of the colliding nuclei and the beam direction. The presence of this intense magnetic field allows for the possibility to study novel QCD phenomena, such as parity violation in strong interactions [10–12].

The potential to observe parity violation in strong interactions using ultrarelativistic heavy-ion collisions was first discussed in refs. [12–14] and further reviewed in refs. [15–18]. Theoretically, the interactions of quarks with gluonic fields describing transitions between topologically different QCD vacuum states change the quark chirality, leading to a local chiral imbalance. The strong magnetic field leads to a charge separation (electric current) relative to the reaction plane, which is known as the Chiral Magnetic Effect (CME) [12, 19–24]. The experimental search for the CME using heavy-ion collisions has intensified over the past decade. Though early measurements pointed to some similarities between the results and the theoretical predictions [25–27], there is substantial evidence that background sources, i.e., collective phenomena and local charge conservation (LCC), play a significant role in the experimental measurements [28, 29]. The LCC here refers to

the principle that within a local region of a physical system, the balance or conservation of quantum numbers for eg., electric charge is upheld. Experimental results indicate that the upper limit of the CME signal contribution ranges from 7% to 20% at 95% confidence level in semicentral heavy-ion collisions [25–39].

A dual phenomenon to the CME is the Chiral Separation Effect (CSE) [40, 41], which is theorized to induce a chirality current along \mathbf{B} in the presence of a finite electric chemical potential (μ_e). The CME and the CSE interact with one another forming a long wavelength collective excitation, called the Chiral Magnetic Wave (CMW) [42–46]. Similar to the CME-induced electric dipole moment, the CMW would manifest itself in a finite electric quadrupole moment in the final state [42]. This effect, if present, can be measured by charge-dependent anisotropic flow measurements [42]. The anisotropic flow is quantified in terms of the Fourier coefficients v_n of the azimuthal distribution of the produced particles with respect to the n^{th} -order event plane angle Ψ_n [47–49]

$$\frac{dN}{d\varphi} \propto 1 + \sum_{n=1}^{\infty} 2v_n \cos[n(\varphi - \Psi_n)], \quad (1.1)$$

where φ is the azimuthal angle of a particle. The first three coefficients v_1 , v_2 , and v_3 are known as the directed, elliptic, and triangular flow, respectively. The CMW-induced electric quadrupole moment evolves with the medium expansion, leading to an increase (decrease) of v_2 for negatively (positively) charged hadrons [42]. The difference between negatively and positively charged hadron v_2 (Δv_2) is expected to be proportional to the event-by-event charge asymmetry (A_{ch}) [42, 43],

$$\Delta v_2 = v_2^- - v_2^+ \propto r_2 A_{\text{ch}}. \quad (1.2)$$

In the above equation, r_2 denotes the slope parameter between Δv_2 and event-by-event charge asymmetry, and A_{ch} is defined as

$$A_{\text{ch}} = \frac{(N^+ - N^-)}{(N^+ + N^-)}, \quad (1.3)$$

where N^+ (N^-) are positively (negatively) charged hadrons measured in a given event.

The first experimental search for the CMW was performed by the STAR Collaboration at the Relativistic Heavy Ion Collider (RHIC) with charged pions in Au-Au collisions at center-of-mass energy per nucleon-nucleon collision $\sqrt{s_{\text{NN}}} = 200$ GeV [50], in which a positive linear dependence on A_{ch} was observed for the v_2 difference between π^- and π^+ . The extracted positive slopes as well as their centrality dependence agree well with theoretical calculations [42–44]. A similar positive correlation was measured by the ALICE Collaboration at the Large Hadron Collider (LHC) with charged hadrons in semicentral Pb-Pb collisions at $\sqrt{s_{\text{NN}}} = 2.76$ TeV [51]. Comparable slopes to those from Au-Au collisions in semicentral collisions were reported. However, the lifetime of the magnetic field in vacuum is expected to drop much faster at LHC energies compared to that at RHIC energies [52]. Thus, it is highly unlikely that an identical slope value would be observed by different experiments with orders of magnitude difference in collision energies. Furthermore, a similar

linear dependence was observed by the precision measurements of the CMS collaboration in p-Pb and Pb-Pb collisions at $\sqrt{s_{\text{NN}}} = 5.02$ TeV [53]. This similarity questioned the CMW interpretation since the CMW signal is not expected to be present in p-Pb collisions due to the decoupling of the magnetic field from the reaction plane in such collisions [34, 54]. In addition, both STAR and CMS collaborations have observed a linear dependence between A_{ch} and Δv_3 , i.e. the difference between the v_3 coefficients of negatively and positively charged hadrons [53, 55]

$$\Delta v_3 = v_3^- - v_3^+ \propto r_3 A_{\text{ch}}. \quad (1.4)$$

However, this should not originate from the CMW-induced electric quadrupole configuration in the medium as the CMW is mainly driven by the magnetic field which is uncorrelated with the third order event plane. As a result of these observations, it appears likely that the slope observed in Δv_2 as a function of A_{ch} is not due to the CMW processes only. To ease the comparison between measurements performed by different experiments, one can define a normalized slope parameter as,

$$\Delta v_n^{\text{Norm}} = \frac{v_n^- - v_n^+}{(v_n^- + v_n^+)/2} \propto r_n^{\text{Norm}} A_{\text{ch}}, \quad (1.5)$$

where $n = 2$ or 3 . Recently, it was proposed in ref. [56], that one can also utilize the event shape engineering (ESE) technique [57] to estimate the CMW signal. This selection methodology was already employed to constrain the CME [33, 36]. The ESE approach utilizes the fluctuations in the shape of the initial state of the system and allows one to select events with the same centrality but different initial geometry, thus varying the background contributions. Instead of the $A_{\text{ch}}-v_2$ slope, an alternative observable, the integral covariance [51] can be used. It is defined as

$$\Delta \text{IC} = \left(\langle v_2^- A_{\text{ch}} \rangle - \langle A_{\text{ch}} \rangle \langle v_2^- \rangle \right) - \left(\langle v_2^+ A_{\text{ch}} \rangle - \langle A_{\text{ch}} \rangle \langle v_2^+ \rangle \right), \quad (1.6)$$

where the angular bracket denotes the average over the events. This observable, by definition, calculates the covariance between A_{ch} and v_2 and is equivalent to the slope parameter. The main advantage of such a covariance is the removal of the dependence on the detector acceptance and on the reconstruction efficiency of charged hadrons when expressed differentially [51]. In addition, one no longer needs to divide each sub-sample of v_2 into several A_{ch} intervals allowing for a reduction of the statistical fluctuations.

Understanding the background components and how they contribute to the experimental measurements is crucial to isolate the CMW signal. Among several background sources [58–65], the most dominant one is expected to be the LCC, convoluted with the collective motion of the QGP medium. The LCC mechanism depicts a scenario where pairs of particles with opposite charges are usually generated from resonance decays. Such particle production mechanism is studied with balance function measurements in heavy-ion collisions [66, 67]. In the CMW measurement, when one of the particles from the charge-conserving pair escapes from the limited detector acceptance, a non-zero A_{ch} is consequently generated [58]. It is demonstrated in ref. [68] that the selection of specific A_{ch} values automatically biases the η - p_{T} phase space. This can trivially give rise to a $A_{\text{ch}}-\Delta v_2$ correlation

because of the v_2 dependence on η and p_T leading to non-zero slopes, even in absence of CMW phenomena. Theoretical studies on $A_{\text{ch}}-\Delta v_2$ correlations, without the CMW process, have been extensively investigated in refs. [69–73]. The consensus is that the LCC interpretation can effectively explain both the observed $A_{\text{ch}}-\Delta v_3$ and $A_{\text{ch}}-\Delta v_2$ relations. A pure LCC mechanism is expected to lead to an identical [53, 58] positive linear correlation between $A_{\text{ch}}-\Delta v_2^{\text{Norm}}$ and $A_{\text{ch}}-\Delta v_3^{\text{Norm}}$. Consequently, this implies that any difference between the normalized slopes r_2^{Norm} and r_3^{Norm} may indicate the existence of the CMW signal.

Although there are several measurements of CMW at LHC energies, there is lack of measurements with identified hadrons. Given that the predominant background influence on CMW arises from the interplay of LCC and elliptic flow (v_2), it would be useful to measure the CMW for identified particles, as it would provide us a better handle to control the background related to v_2 [42]. The first theoretical study [42] predicted that only light quarks, i.e., u and d, are influenced by the chiral anomaly. However, recent theoretical calculations [74] suggest that the mass difference between the strange quark (s) and the u, d quarks can be neglected, indicating the possibility of exploring CMW effects with charged kaons. Nevertheless, the significant differences in the absorption cross section for (anti-)protons and kaons in the hadronic matter might obscure the signal. Additionally, a hydrodynamic study [62] suggests that the isospin chemical potential (μ_I) and the strangeness chemical potential (μ_S) can play essential roles. This study predicts a negative slope for kaons at RHIC energies [62]. Therefore, it is difficult to disentangle the CMW signal and various background contributions, if the measurements are performed only with inclusive charged hadrons.

This paper presents the first measurement of normalized slopes r_2^{Norm} and r_3^{Norm} for charged hadrons and identified π^\pm , K^\pm , and $p+\bar{p}$ in Pb-Pb collisions at $\sqrt{s_{\text{NN}}} = 5.02$ TeV. These measurements will provide experimental input to the ongoing theoretical developments for the flavor dependence of the chiral anomalies. Measurements from data are further compared with a recently developed blast wave model calculation, incorporating the LCC background (BW+LCC) [75]. The measurement of integral covariance is also utilized to estimate an upper limit on the CMW contribution, for the first time, in Pb-Pb collisions at $\sqrt{s_{\text{NN}}} = 5.02$ TeV.

This article is organized as follows: section 2 briefly describes the experimental setup, while section 3 discusses the data sample, the selection criteria, and the analysis details. Section 4 describes the evaluation of the systematic uncertainties. The results are discussed and compared with model calculations in section 5. A summary is outlined in section 6.

2 Experimental apparatus and data sample

The ALICE detector and its performance are described in detail in refs. [76, 77]. The apparatus consists of a central barrel at midrapidity ($|\eta| < 0.9$), embedded in a cylindrical solenoid which provides a magnetic field of 0.5 T parallel to the beam direction, and a set of forward detectors.

Charged particles produced in the collisions at midrapidity are tracked by the Inner Tracking System (ITS) [76] and the Time Projection Chamber (TPC) [78]. The ITS, com-

posed of the Silicon Pixel Detector (SPD), Silicon Drift Detector (SDD), and Silicon Strip Detector (SSD), consists of six cylindrical silicon layers surrounding the beam vacuum pipe. The TPC, surrounding the ITS, provides up to 159 points for track reconstruction along with specific energy loss (dE/dx) measurements, which are utilized for charged-particle identification (PID). The PID is complemented by a Time-Of-Flight (TOF) detector [79], which measures the flight time of charged particles. The TOF detector provides pion-kaon separation at 3σ level up to $p_T \simeq 2.5$ GeV/ c and pion-proton separation up to $p_T \simeq 4$ GeV/ c .

On either sides of the interaction point, the V0 scintillator arrays [80], are used for triggering and event classification. The V0 detector consists of two arrays of 32 scintillator tiles covering the pseudorapidity ranges $2.8 < \eta < 5.1$ (V0A) and $-3.7 < \eta < -1.7$ (V0C). Both V0 detectors are segmented in four rings in the radial direction with each ring divided into eight sectors in the azimuthal direction. The V0C is also used for ESE and event selection. Two tungsten-quartz neutron Zero Degree Calorimeters (ZDCs) [76], positioned 112.5 meters from the interaction point on each side, are used to reduce the contamination from beam-induced background. Using the time information from V0 and ZDC, offline event selection is performed to reject background from beam-gas collisions, from parasitic beam-beam interactions, and pileup events [77, 81].

The analysis is performed using the data sample collected with the ALICE apparatus in the 2018 LHC Pb-Pb run at $\sqrt{s_{NN}} = 5.02$ TeV. The centrality intervals were defined in terms of percentiles of the hadronic Pb-Pb cross section, determined from selections on the sum of the V0 signal amplitudes [82]. Central and semicentral Pb-Pb collisions were selected online by applying thresholds on the V0 signal amplitudes resulting in two separate trigger classes (central and semicentral triggers).

Only events with a reconstructed primary vertex located between ± 10 cm with respect to the nominal interaction point along the beam direction (z axis of the ALICE reference frame) are considered. The analysis is performed in different centrality intervals spanning from 0–5% which corresponds to the most central collisions to 50–60% corresponding to peripheral collisions. The total number of analyzed events after the event selection is approximately 240 million.

3 Analysis procedure

Charged particles reconstructed using the TPC and the ITS information within $|\eta| < 0.8$ and $0.2 < p_T < 10$ GeV/ c are considered to determine A_{ch} . For the measurement of flow coefficients, charged particles are restricted to $0.2 < p_T < 2.0$ GeV/ c . Tracks are selected requiring $|\eta| < 0.8$, at least 70 (out of a maximum of 159) TPC space points, and χ^2 per TPC cluster < 2.5 for the momentum fit in the TPC. In order to reduce the contamination from secondary particles (i.e., particles originating from weak decays, conversions, and secondary hadronic interactions in the detector material) only tracks with a maximum distance of closest approach (DCA) to the reconstructed primary vertex in the transverse ($|DCA_{xy}| < 2.4$ cm) and the longitudinal directions ($|DCA_z| < 3.2$ cm) are accepted. Furthermore, tracks are required to have at least one hit in the two SPD layers. Charged pions, kaons, and (anti)protons are identified from the difference between the measured and

expected values of dE/dx in TPC and time of flight to the TOF detector, expressed in units of resolution ($|\text{n}\sigma|_{\text{TPC}}$, $|\text{n}\sigma|_{\text{TOF}}$), and applying a selection on the number of accepted $\text{n}\sigma$ (see table 1). Additionally, tracks without TOF information with p_T larger than 0.5 GeV/ c for pions, 0.45 GeV/ c for kaons, and 0.6 GeV/ c for protons are rejected. All particle species are required to lie within the rapidity range $|y| < 0.5$. By applying these selection criteria, the efficiency of identifying charged hadrons is approximately 70% around $p_T = 0.5$ GeV/ c and increases to about 80% for p_T values above 1 GeV/ c . Moreover, these selection criteria guarantee a purity exceeding 90% for all particle species across the entire range of p_T values considered in the analysis.

An example of the measured raw A_{ch} distribution is shown in the left panel of figure 1 for the 40–50% centrality interval. The raw A_{ch} distribution is divided into ten A_{ch} intervals, each roughly containing equal number of events. The edges of the ten A_{ch} classes are displayed by the dashed lines in the left panel of figure 1. The raw A_{ch} is corrected to account for the limited detector acceptance and the reconstruction and identification efficiency of charged hadrons. Using simulations based on the HIJING event generator [83] combined with the GEANT3 model [84] for particle transport in the detector material, a correlation is built between the raw and the true values of A_{ch} [55]. A linear fit to this correlation is performed and the fit function is used to map the raw A_{ch} to the true A_{ch} as shown in the right panel of figure 1.

Within each A_{ch} interval, the flow coefficients v_2 and v_3 are measured separately for positively and negatively (identified and inclusive) charged hadrons. The measurements are performed using the two-particle cumulant method [85] with a pseudorapidity gap of $|\Delta\eta| > 0.4$ to suppress non-flow, i.e. correlations not related to the reaction plane [86]. The normalized slope parameters, r_2^{Norm} and r_3^{Norm} , are then calculated for various centrality intervals with eq. 1.5 using the values of A_{ch} corrected for detector effects as described above.

The ESE technique is further employed to estimate possible CMW signal contribution to the ΔIC as proposed in ref. [56]. In particular, the residual magnitude of this observable when v_2 goes to zero can be used to disentangle the potential CMW signal from the background contributions [33]. The second-order reduced flow vector q_2 is used for event shape selection as in ref. [33]. It is defined as

$$q_2 = Q_2/\sqrt{M}, \tag{3.1}$$

where Q_2 is the magnitude of the flow vector and M is the multiplicity. The Q_2 is calculated from the azimuthal distribution of the energy deposited in the V0C detector. In order to account for a non-uniform detector response, the V0 detector is calibrated using two procedures: gain equalization and recentering. The former flattens the mean multiplicity distribution of the eight azimuthal sectors in each ring, while the latter corrects for systematic shifts of the mean values of the Q_2 vector components [48]. For each centrality interval, ten q_2 ranges are explored, ranging from the most elliptic to the most isotropic event classes.

To separate the LCC background contributions from the potential CMW signal, the dependence of the ΔIC on v_2 (defined in section 1) is fitted with a linear function. The CMW fraction to the ΔIC is then obtained by the ratio between the observable at zero v_2

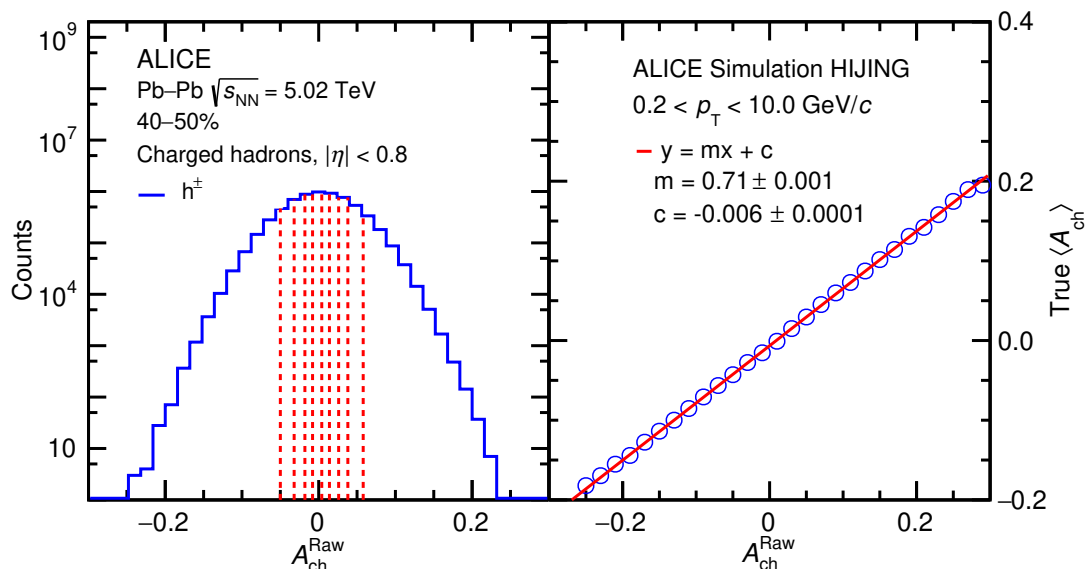


Figure 1. (Left panel): raw A_{ch} distribution in Pb-Pb collisions at $\sqrt{s_{\text{NN}}} = 5.02$ TeV for the 40–50% centrality interval. Red dotted lines depict the edges of the ten A_{ch} classes. (Right panel): correlation between true and raw A_{ch} obtained from HIJING simulations combined with a GEANT3 detector model for Pb-Pb collisions at $\sqrt{s_{\text{NN}}} = 5.02$ TeV in the 40–50% centrality interval.

and at finite v_2

$$f_{\text{CMW}} \equiv \frac{b}{a \langle v_2 \rangle + b}, \quad (3.2)$$

where a and b are the slope and the intercept of the linear function, respectively, and $\langle v_2 \rangle$ is the average value over the measured v_2 range.

4 Systematic uncertainties

To estimate the systematic uncertainties on the normalized slopes and f_{CMW} , the event and track selection criteria are varied from their nominal values. Table 1 provides a list of variables used in the selections along with their default and varied values. These include modifying the range of z coordinate of the primary vertex (V_z) from $|V_z| \leq 10$ cm to $|V_z| \leq 8$ cm to examine the detector acceptance dependence. The impact of the track-quality selections is evaluated by changing the minimum number of TPC space points from 70 to 80 and varying the χ_{TPC}^2 per TPC space point from 2.5 to 2.0. To test the influence of the contamination from secondary particles on the measurement, tighter selection criteria than the nominal ones are applied to both DCA_{xy} and DCA_z . To estimate the effects of non-flow contributions, the pseudorapidity gap ($\Delta\eta$) is varied from $|\Delta\eta| \geq 0.4$ to $|\Delta\eta| \geq 0.6$ for charged hadrons and pions, and to $|\Delta\eta| \geq 0.5$ for kaons and protons. Particle identification criteria, namely $|\text{n}\sigma|_{\text{TPC}}$ and $|\text{n}\sigma|_{\text{TOF}}$, are also subject to variations to account for potential systematic effects in the particle identification process and their impact on the final analysis results. The reconstruction efficiency for charged hadrons is

(No.) Source	Default Value	Variations
(1) Primary $ V_z $	< 10 cm	< 8 cm
(2) TPC space points	> 70	> 80
(3) $\chi_{\text{TPC}}^2/\text{cluster}$	< 2.5	< 2.0
(4) DCA_{xy} (DCA_z)	< 2.4 (3.2) cm	$< 7(0.0026 + (0.005/p_T^{1.01}))$, (2.0) cm
(5) $ \Delta\eta $	> 0.4	> 0.6 (0.5 for K and p)
(6) PID (π)	—	—
$0.2 < p_T < 0.5$ (GeV/c)	$ n\sigma _{\text{TPC}} < 3$	$ n\sigma _{\text{TPC}} < 2.5$
$0.5 < p_T < 2.0$ (GeV/c)	$\sqrt{ n\sigma _{\text{TPC}}^2 + n\sigma _{\text{TOF}}^2} < 3$	$\sqrt{ n\sigma _{\text{TPC}}^2 + n\sigma _{\text{TOF}}^2} < 3$
PID (K)	—	—
$0.2 < p_T < 0.45$ (GeV/c)	$ n\sigma _{\text{TPC}} < 3$	$ n\sigma _{\text{TPC}} < 2.5$
$0.45 < p_T < 2.0$ (GeV/c)	$\sqrt{ n\sigma _{\text{TPC}}^2 + n\sigma _{\text{TOF}}^2} < 2.5$	$\sqrt{ n\sigma _{\text{TPC}}^2 + n\sigma _{\text{TOF}}^2} < 2$
PID (p)	—	—
$0.5 < p_T < 0.6$ (GeV/c)	$ n\sigma _{\text{TPC}} < 3$	$ n\sigma _{\text{TPC}} < 3.5$
$0.6 < p_T < 2.0$ (GeV/c)	$\sqrt{ n\sigma _{\text{TPC}}^2 + n\sigma _{\text{TOF}}^2} < 3.0$	$\sqrt{ n\sigma _{\text{TPC}}^2 + n\sigma _{\text{TOF}}^2} < 3.5$
(7) Efficiency calculation	All unidentified charged hadrons	Identified charged hadrons ($\pi+K+p$)

Table 1. Nominal event and track selection criteria and the corresponding variations used for the estimation of the systematic uncertainties.

calculated using only pions, kaons, and protons and the differences observed in the results are incorporated as systematic uncertainties. For each systematic variation, the corrections for the non-uniform acceptance and for the reconstruction efficiency of inclusive and identified charged hadrons are estimated using collision data and MC simulations. To identify the statistically significant systematic sources, the ratio $B = Y/\sigma_B$ is calculated, where Y represents the difference between the results with the default and the modified selections, and σ_B is the error of the difference estimated as $\sqrt{|\sigma_{\text{default}}^2 \pm \sigma_{\text{varied}}^2|}$, where “+” is used for the uncorrelated and “-” for the correlated sources. The statistical uncertainties σ_{default} and σ_{varied} are estimated separately for the results using the default and varied event/particle selection criteria, following a subsampling method, with 20 equally sized independent samples. Each variation that exhibits a significant difference from the nominal result by more than $1\sigma_B$, according to the recommendations from ref. [87], is considered a source of systematic uncertainty. The total systematic uncertainties are then obtained by summing the different contributions in quadrature.

Table 2 summarizes the maximum magnitude of the systematic uncertainties on the normalized slopes over all the centrality intervals from each individual source which passes the criteria described above. The systematic sources for the f_{CMW} observable are only a few, namely Primary V_z , $\chi_{\text{TPC}}^2/\text{cluster}$, and DCA selections. The associated uncertainties are 0.024, 0.047, and 0.068, respectively.

Sources	inclusive (h^\pm)		π^\pm		K^\pm		p+ \bar{p}	
	r_2^{Norm}	r_3^{Norm}	r_2^{Norm}	r_3^{Norm}	r_2^{Norm}	r_3^{Norm}	r_2^{Norm}	r_3^{Norm}
(1) Primary V_z	0.014	0.03	0.012	0.03	0.019	0.12	0.02	0.021
(2) TPC space points	0.003	0.033	0.01	0.033	0.033	0.23	0.036	0.14
(3) $\chi^2_{\text{TPC}}/\text{cluster}$	0.009	0.047	0.0002	0.047	0.02	0.31	0.035	0.18
(4) DCA_{xy} (DCA_z)	0.005	0.044	0.023	0.044	0.02	0.18	0.026	0.19
(5) $ \Delta\eta $	0.013	0.09	0.018	0.09	0.017	0.31	0.052	0.11
(6) PID	—	—	0.05	0.05	0.013	0.11	0.004	0.13
(7) Efficiency	0.032	0.049	—	—	—	—	—	—

Table 2. Maximum systematic uncertainty (absolute value) on normalized slope per particle species over all centrality intervals from individual sources (see table 1 for an explanation of each source).

5 Results

5.1 A_{ch} dependence of v_n and centrality dependence of the slope r_n^{Norm}

The top left and top right panels of figure 2 show, respectively, the v_2 and v_3 of positively and negatively charged hadrons as a function of A_{ch} for Pb-Pb collisions at $\sqrt{s_{\text{NN}}} = 5.02$ TeV in the 40–50% centrality interval. A significant decreasing (increasing) trend of v_2 for positively (negatively) charged hadrons as a function of A_{ch} is observed. Such trends are also present for the v_3 coefficient though the fluctuations are larger. In figure 2 the correlated uncertainties between the hadrons and among A_{ch} intervals are represented with shaded bands. The normalized difference between the v_2 and v_3 of positive and negative charged particles, as defined in eq. 1.5, is shown as a function of A_{ch} in the bottom left and right panels of figure 2, respectively. They are fitted with linear functions to obtain the slopes, r_2^{Norm} and r_3^{Norm} . In addition to a positive slope for $\Delta v_2/\langle v_2 \rangle$, a non-zero slope is also found for $\Delta v_3/\langle v_3 \rangle$ (i.e., $r_3^{\text{Norm}} > 0$), which mainly contains the background correlations. This non-zero r_3^{Norm} indicates that similar background is also present in r_2^{Norm} which need to be subtracted to make a quantitative measurement of CMW. Note that the difference in non-flow contributions to same-sign and opposite-sign pairs can induce a trivial correlation between v_n and A_{ch} [55, 88]. However, it is estimated that this trivial correlation is negligible at this collision energy. Figure 3 shows r_2^{Norm} (red markers) and r_3^{Norm} (green markers) as a function of centrality for inclusive charged hadrons in Pb-Pb collisions at $\sqrt{s_{\text{NN}}} = 5.02$ TeV. Despite the large uncertainties, r_3^{Norm} seems to be of similar magnitude to r_2^{Norm} , for most of the centrality range. The CMW is expected to develop in the direction of the magnetic field \mathbf{B} , i.e., approximately perpendicular to the second order event plane rather than the third order. The third order plane has very little correlation with the second order event plane [89–91]. Hence, the non-zero r_3^{Norm} value cannot originate from the CMW-induced electric quadrupole moment, but it should rather be attributed to the LCC mechanism. Thus, the similarity between the magnitudes of r_2^{Norm} and r_3^{Norm} could indicate that both of them are mainly dominated by the LCC background. The results are also in

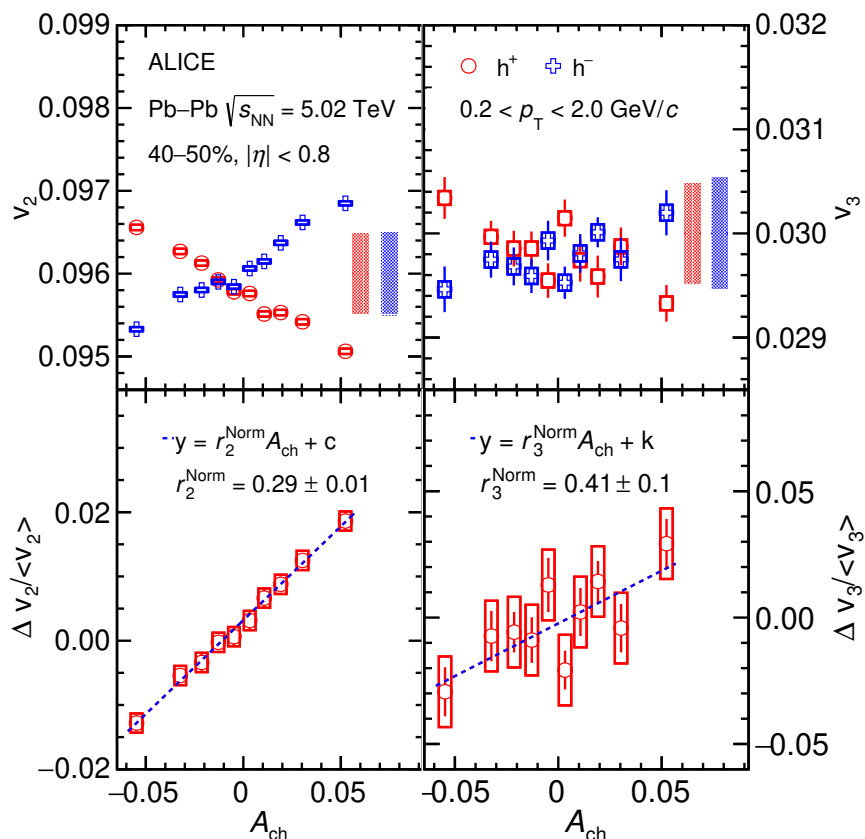


Figure 2. The top left panel shows the v_2 of positively (red markers) and negatively (blue markers) charged hadrons as a function of the corrected A_{ch} , while the top right panel shows the same for v_3 . Statistical uncertainties are shown by bars and uncorrelated (correlated) systematic uncertainties by open boxes (shaded bands). The bottom left panel shows $\Delta v_2 / \langle v_2 \rangle$ as a function of the corrected A_{ch} and bottom right panel shows the same for $\Delta v_3 / \langle v_3 \rangle$, all for the 40–50% centrality interval in Pb–Pb collisions at $\sqrt{s_{NN}} = 5.02$ TeV. The dotted blue line shows the linear fit to the data points to obtain the values of normalized slopes (r_2^{Norm} and r_3^{Norm}).

good agreement with the CMS measurements for the same collision system and energy [53]. While the precision of the CMS measurements is notable, the findings presented in this study expand the scope of measurements to encompass the most central collision scenarios. The r_2^{Norm} is further compared with a blast wave model calculation (green band) which takes into account the LCC effect [75]. This model uses blast wave parameters obtained from the simultaneous fit of p_T -differential yields and v_2 of identified particles from Pb–Pb collisions at $\sqrt{s_{NN}} = 5.02$ TeV [81]. Then, the model distributes source points within an ellipsoid (defined by the blast wave parameter) from where it produces oppositely charged particles (i.e. balancing charges). The number of sources is tuned in such a way that the A_{ch} distribution from the output of the model matches with the experimental data. Then, the normalized slope values are calculated from the model, following the same procedure as in data. The agreement between the model and the experimental results of r_2^{Norm} points to a large background contribution in the measurement. The r_2^{Norm} and r_3^{Norm} results for

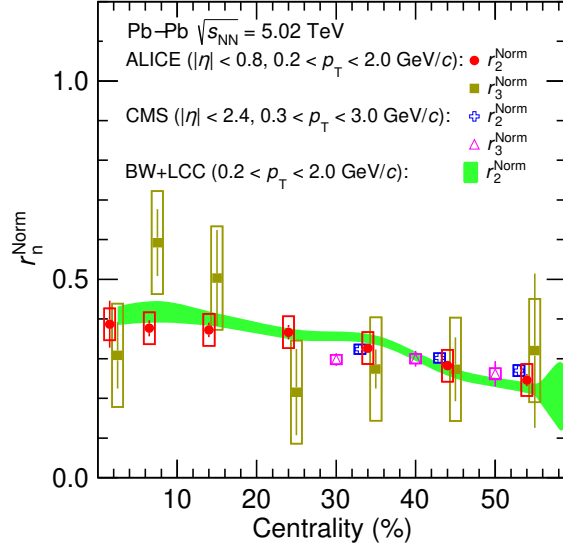


Figure 3. Centrality dependence of normalized slopes r_2^{Norm} and r_3^{Norm} for inclusive charged hadrons in Pb–Pb collisions at $\sqrt{s_{NN}} = 5.02$ TeV compared with CMS results [53] and a BW+LCC model calculation [75]. Statistical (systematic) uncertainties are depicted by bars (boxes). ALICE r_2^{Norm} and r_3^{Norm} and CMS r_2^{Norm} data points are slightly shifted horizontally for visibility.

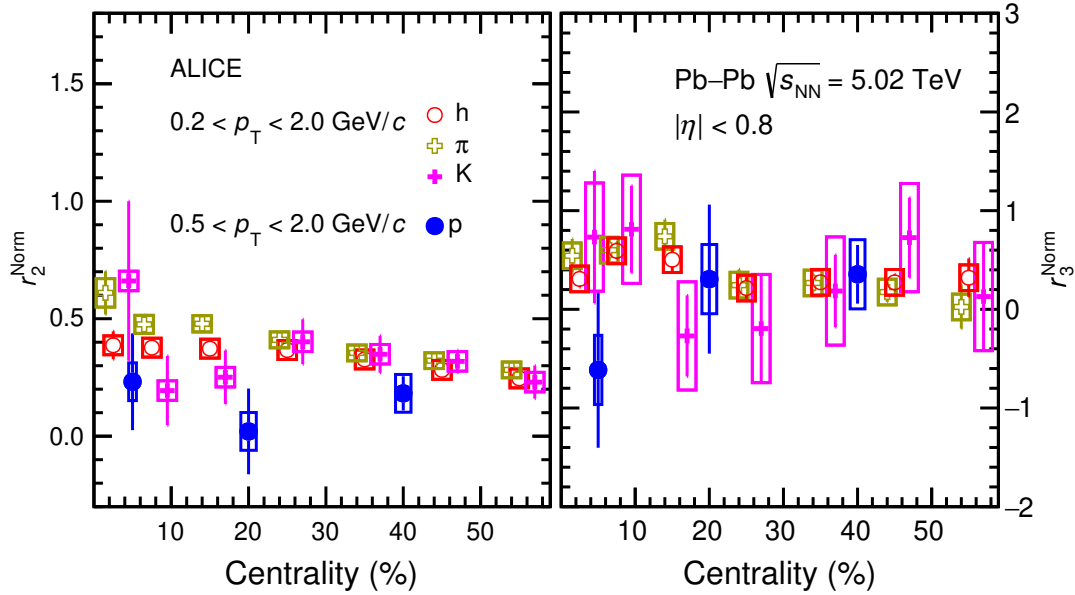


Figure 4. Centrality dependence of normalized slopes r_2^{Norm} (left panel) and r_3^{Norm} (right panel) for inclusive and identified charged hadrons in Pb–Pb collisions at $\sqrt{s_{NN}} = 5.02$ TeV. Statistical (systematic) uncertainties are depicted by bars (boxes). The data points for charged pions and kaons are slightly shifted horizontally for visibility.

identified hadrons are shown in figure 4 as a function of centrality. For r_2^{Norm} , the slope for kaons behaves similarly as the slope for pions, while the slope for protons slightly differs with a weak $A_{\text{ch}}\text{-}\Delta v_2$ dependence on centrality. In the 20% most central collisions, a hint of mass ordering is observed, i.e., the slopes of pions are slightly larger than those of kaons, and the slopes of kaons are slightly larger than those of protons. However, the uncertainties are too large for a definitive conclusion to be made. The LCC process, the dominant background for this measurement, can reproduce the measurement of r_2^{Norm} in data. Therefore, it is expected that the mass ordering of v_2 of identified particles might be the reason behind the apparent particle type dependence of r_2^{Norm} seen in figure 4. This finding contradicts the predictions of the hydrodynamic study, which anticipated negative slopes for kaons and protons [62]. A similar behavior is found in the STAR CMW measurement at a lower collision energy, in which the isospin and strangeness chemical potentials and the different absorption cross section are expected to play a role [55, 62, 92]. However, at LHC energies, the values of the chemical potentials are close to zero, suggesting that their influence should be negligible. For r_3^{Norm} , the slopes of all the measured hadron species are compatible with each other within the uncertainties. Since no predictions for the CMW for different particle species are available at LHC energies, the results shown here provide, for the first time, an experimental input for theoretical calculations.

5.2 Constraining the fraction of the CMW with the ESE

Figure 5 shows the difference of the integrated covariance ΔIC as a function of v_2 for q_2 -selected events in six centrality intervals. Solid lines, representing linear fits, and colored bands, denoting three standard deviation uncertainties of the linear fits are also shown. The ΔIC values exhibit a decrease as v_2 approaches zero, as discussed in ref. [56]. The small magnitude of the intercepts in all centrality intervals indicates that the measurement is dominated by the LCC background.

After obtaining the slope and intercept from the fit of ΔIC as a function of v_2 , the fraction of the CMW signal, denoted as f_{CMW} , can be determined using eq. 3.2. The centrality dependence of f_{CMW} is presented in figure 6 where the error bars display the statistical uncertainties extracted from the fits of figure 5. Meaningful measurements are not possible in the most central and peripheral collisions, due to the small v_2 values and the large statistical fluctuations. Therefore, the f_{CMW} results are reported only in the 10–60% centrality range. The systematic uncertainties are estimated for the different possible sources, as discussed in section 4. The systematic sources, which are found to be significant among centrality intervals, are combined in quadrature and shown as a dark shaded band in figure 6, at centrality around 60%. It is found that the f_{CMW} is consistent with zero within the reported statistical and systematic uncertainties.

The f_{CMW} data points in figure 6 are fitted with a constant, yielding a value of $f_{\text{CMW}} = 0.081 \pm 0.055$ (the dashed blue line), which should be combined with the systematic uncertainty of 0.087 (the gray box on the edge) to establish an upper limit on f_{CMW} of 26% (38%) at 95% (99.7%) confidence level shown by the dotted magenta line. This result provides the first quantitative assessment of the upper limit of the fraction of the Chiral Magnetic Wave (CMW) at the top LHC energy.

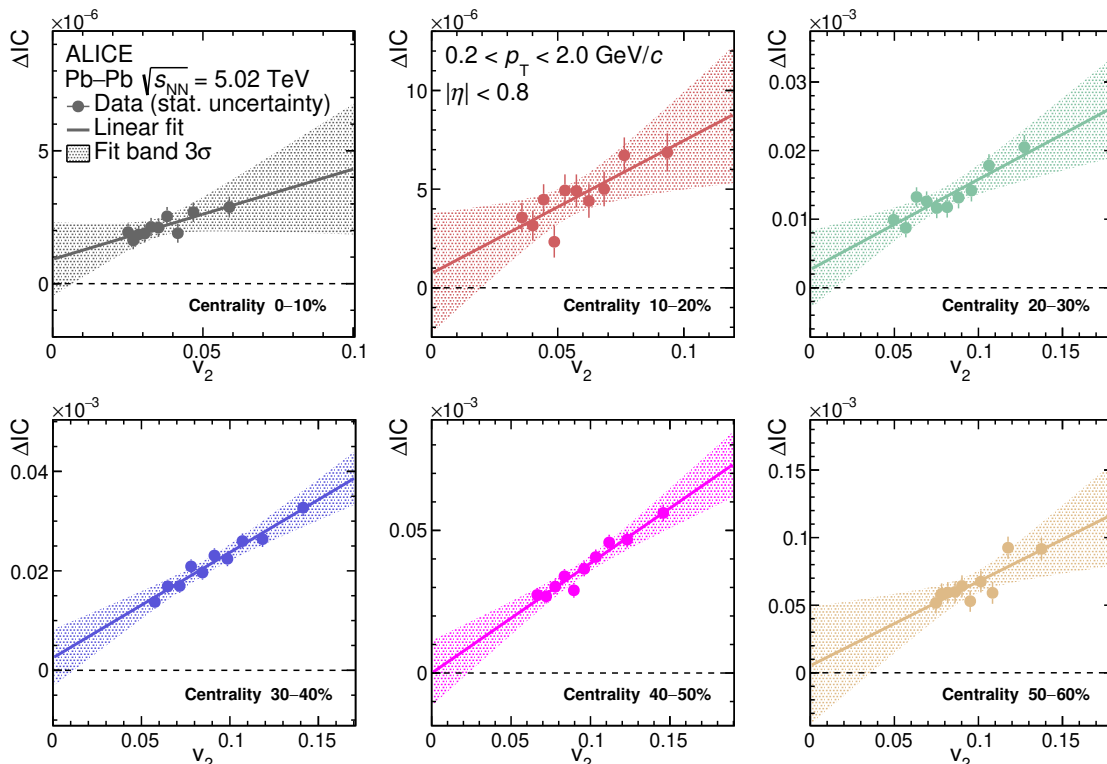


Figure 5. Dependence of ΔIC on v_2 of shape-selected events from the 0–10% (top left panel) to the 50–60% (bottom right panel) centrality intervals of Pb-Pb collisions at $\sqrt{s_{NN}} = 5.02$ TeV. The solid lines are straight line fit to the data points. Only statistical uncertainties are shown. The bands represent the three standard deviation uncertainties from the linear fit.

6 Summary

The difference between the v_2 and v_3 coefficients of positively and negatively charged particles are measured as a function of the charge asymmetry A_{ch} for inclusive and identified hadrons in Pb-Pb collisions at $\sqrt{s_{NN}} = 5.02$ TeV. The slopes r_2^{Norm} and r_3^{Norm} are found to be consistent with each other within the reported uncertainties, suggesting that the dominant contribution to r_2^{Norm} is not due to CMW. A blast wave parameterization that incorporates local charge conservation, tuned to reproduce the A_{ch} distribution, is able to fully describe the magnitude of r_2^{Norm} which is expected to be sensitive to CMW. Additionally, a hint for mass ordering of the r_2^{Norm} slopes of pions, kaons, and protons is discernible in the most central collisions, though it is accompanied by large uncertainties. Furthermore, using the Event Shape Engineering (ESE) technique, both the fraction and the upper limit of the CMW signal are extracted. Averaging over the 10–60% centrality interval, the CMW fraction is consistent with zero within uncertainties and an upper limit of 26% (38%) is estimated at 95% (99.7%) confidence level.

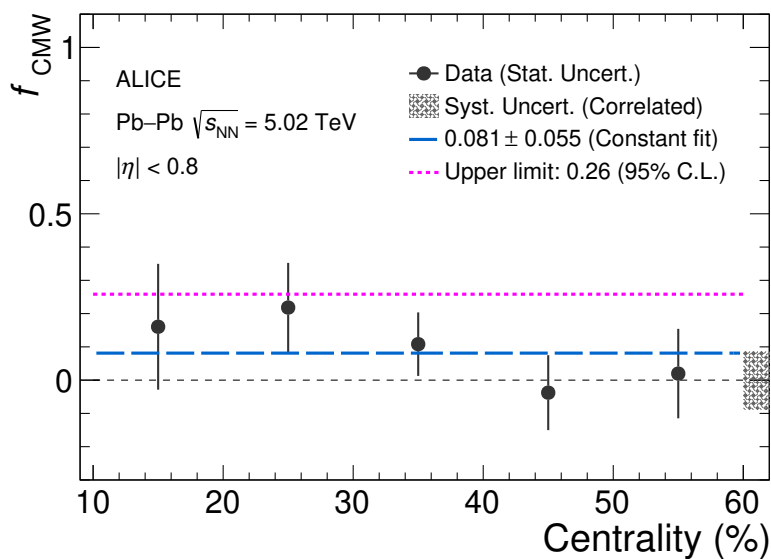


Figure 6. Centrality dependence of the extracted CMW fraction. The 95% confidence level of the upper limit is also shown by the dotted magenta line. Statistical uncertainties are depicted by bars, while the correlated systematic uncertainty is represented by a shaded band on the right edge. The blue line is the constant fit line of the data points.

Acknowledgments

The ALICE Collaboration would like to thank all its engineers and technicians for their invaluable contributions to the construction of the experiment and the CERN accelerator teams for the outstanding performance of the LHC complex. The ALICE Collaboration gratefully acknowledges the resources and support provided by all Grid centres and the Worldwide LHC Computing Grid (WLCG) collaboration. The ALICE Collaboration acknowledges the following funding agencies for their support in building and running the ALICE detector: A. I. Alikhanyan National Science Laboratory (Yerevan Physics Institute) Foundation (ANSL), State Committee of Science and World Federation of Scientists (WFS), Armenia; Austrian Academy of Sciences, Austrian Science Fund (FWF): [M 2467-N36] and Nationalstiftung für Forschung, Technologie und Entwicklung, Austria; Ministry of Communications and High Technologies, National Nuclear Research Center, Azerbaijan; Conselho Nacional de Desenvolvimento Científico e Tecnológico (CNPq), Financiadora de Estudos e Projetos (Finep), Fundação de Amparo à Pesquisa do Estado de São Paulo (FAPESP) and Universidade Federal do Rio Grande do Sul (UFRGS), Brazil; Bulgarian Ministry of Education and Science, within the National Roadmap for Research Infrastructures 2020–2027 (object CERN), Bulgaria; Ministry of Education of China (MOEC), Ministry of Science & Technology of China (MSTC) and National Natural Science Foundation of China (NSFC), China; Ministry of Science and Education and Croatian Science Foundation, Croatia; Centro de Aplicaciones Tecnológicas y Desarrollo Nuclear (CEADEN), Cubaenergía, Cuba; Ministry of Education, Youth and Sports of the Czech Republic, Czech Republic; The Danish Council for Independent Research | Natural Sciences, the VILLUM

FONDEN and Danish National Research Foundation (DNRF), Denmark; Helsinki Institute of Physics (HIP), Finland; Commissariat à l’Energie Atomique (CEA) and Institut National de Physique Nucléaire et de Physique des Particules (IN2P3) and Centre National de la Recherche Scientifique (CNRS), France; Bundesministerium für Bildung und Forschung (BMBF) and GSI Helmholtzzentrum für Schwerionenforschung GmbH, Germany; General Secretariat for Research and Technology, Ministry of Education, Research and Religions, Greece; National Research, Development and Innovation Office, Hungary; Department of Atomic Energy Government of India (DAE), Department of Science and Technology, Government of India (DST), University Grants Commission, Government of India (UGC) and Council of Scientific and Industrial Research (CSIR), India; National Research and Innovation Agency — BRIN, Indonesia; Istituto Nazionale di Fisica Nucleare (INFN), Italy; Japanese Ministry of Education, Culture, Sports, Science and Technology (MEXT) and Japan Society for the Promotion of Science (JSPS) KAKENHI, Japan; Consejo Nacional de Ciencia (CONACYT) y Tecnología, through Fondo de Cooperación Internacional en Ciencia y Tecnología (FONCICYT) and Dirección General de Asuntos del Personal Académico (DGAPA), Mexico; Nederlandse Organisatie voor Wetenschappelijk Onderzoek (NWO), Netherlands; The Research Council of Norway, Norway; Commission on Science and Technology for Sustainable Development in the South (COMSATS), Pakistan; Pontificia Universidad Católica del Perú, Peru; Ministry of Education and Science, National Science Centre and WUT ID-UB, Poland; Korea Institute of Science and Technology Information and National Research Foundation of Korea (NRF), Republic of Korea; Ministry of Education and Scientific Research, Institute of Atomic Physics, Ministry of Research and Innovation and Institute of Atomic Physics and University Politehnica of Bucharest, Romania; Ministry of Education, Science, Research and Sport of the Slovak Republic, Slovakia; National Research Foundation of South Africa, South Africa; Swedish Research Council (VR) and Knut & Alice Wallenberg Foundation (KAW), Sweden; European Organization for Nuclear Research, Switzerland; Suranaree University of Technology (SUT), National Science and Technology Development Agency (NSTDA), Thailand Science Research and Innovation (TSRI) and National Science, Research and Innovation Fund (NSRF), Thailand; Turkish Energy, Nuclear and Mineral Research Agency (TENMAK), Turkey; National Academy of Sciences of Ukraine, Ukraine; Science and Technology Facilities Council (STFC), United Kingdom; National Science Foundation of the United States of America (NSF) and United States Department of Energy, Office of Nuclear Physics (DOE NP), United States of America. In addition, individual groups or members have received support from: European Research Council, Strong 2020 — Horizon 2020 (grant nos. 950692, 824093), European Union; Academy of Finland (Center of Excellence in Quark Matter) (grant nos. 346327, 346328), Finland.

Open Access. This article is distributed under the terms of the Creative Commons Attribution License ([CC-BY 4.0](https://creativecommons.org/licenses/by/4.0/)), which permits any use, distribution and reproduction in any medium, provided the original author(s) and source are credited.

References

- [1] W. Busza, K. Rajagopal and W. van der Schee, *Heavy ion collisions: the big picture, and the big questions*, *Ann. Rev. Nucl. Part. Sci.* **68** (2018) 339 [[arXiv:1802.04801](#)] [[INSPIRE](#)].
- [2] J. Schukraft, *Ultra-relativistic heavy-ion collisions: searching for the quark-gluon plasma*, *Nucl. Phys. A* **553** (1993) 31 [[INSPIRE](#)].
- [3] U.W. Heinz, *The strongly coupled quark-gluon plasma created at RHIC*, *J. Phys. A* **42** (2009) 214003 [[arXiv:0810.5529](#)] [[INSPIRE](#)].
- [4] E.V. Shuryak, *Quantum chromodynamics and the theory of superdense matter*, *Phys. Rept.* **61** (1980) 71 [[INSPIRE](#)].
- [5] J.C. Collins and M.J. Perry, *Superdense matter: neutrons or asymptotically free quarks?*, *Phys. Rev. Lett.* **34** (1975) 1353 [[INSPIRE](#)].
- [6] ALICE collaboration, *The ALICE experiment — a journey through QCD*, [arXiv:2211.04384](#) [[INSPIRE](#)].
- [7] Y. Aoki et al., *The order of the quantum chromodynamics transition predicted by the standard model of particle physics*, *Nature* **443** (2006) 675 [[hep-lat/0611014](#)] [[INSPIRE](#)].
- [8] F.R. Brown et al., *On the existence of a phase transition for QCD with three light quarks*, *Phys. Rev. Lett.* **65** (1990) 2491 [[INSPIRE](#)].
- [9] A. Bzdak and V. Skokov, *Event-by-event fluctuations of magnetic and electric fields in heavy ion collisions*, *Phys. Lett. B* **710** (2012) 171 [[arXiv:1111.1949](#)] [[INSPIRE](#)].
- [10] T.D. Lee, *A theory of spontaneous T violation*, *Phys. Rev. D* **8** (1973) 1226 [[INSPIRE](#)].
- [11] T.D. Lee and G.C. Wick, *Vacuum stability and vacuum excitation in a spin 0 field theory*, *Phys. Rev. D* **9** (1974) 2291 [[INSPIRE](#)].
- [12] D. Kharzeev, R.D. Pisarski and M.H.G. Tytgat, *Possibility of spontaneous parity violation in hot QCD*, *Phys. Rev. Lett.* **81** (1998) 512 [[hep-ph/9804221](#)] [[INSPIRE](#)].
- [13] P.D. Morley and I.A. Schmidt, *Strong P, CP, T violations in heavy ion collisions*, *Z. Phys. C* **26** (1985) 627 [[INSPIRE](#)].
- [14] D. Kharzeev and R.D. Pisarski, *Pionic measures of parity and CP violation in high-energy nuclear collisions*, *Phys. Rev. D* **61** (2000) 111901 [[hep-ph/9906401](#)] [[INSPIRE](#)].
- [15] D.E. Kharzeev, *The chiral magnetic effect and anomaly-induced transport*, *Prog. Part. Nucl. Phys.* **75** (2014) 133 [[arXiv:1312.3348](#)] [[INSPIRE](#)].
- [16] D.E. Kharzeev, *Topology, magnetic field, and strongly interacting matter*, *Ann. Rev. Nucl. Part. Sci.* **65** (2015) 193 [[arXiv:1501.01336](#)] [[INSPIRE](#)].
- [17] D.E. Kharzeev and J. Liao, *Chiral magnetic effect reveals the topology of gauge fields in heavy-ion collisions*, *Nature Rev. Phys.* **3** (2021) 55 [[arXiv:2102.06623](#)] [[INSPIRE](#)].
- [18] S.A. Voloshin, *Parity violation in hot QCD: how to detect it*, *Phys. Rev. C* **70** (2004) 057901 [[hep-ph/0406311](#)] [[INSPIRE](#)].
- [19] D. Kharzeev and A. Zhitnitsky, *Charge separation induced by P-odd bubbles in QCD matter*, *Nucl. Phys. A* **797** (2007) 67 [[arXiv:0706.1026](#)] [[INSPIRE](#)].
- [20] K. Fukushima, D.E. Kharzeev and H.J. Warringa, *The chiral magnetic effect*, *Phys. Rev. D* **78** (2008) 074033 [[arXiv:0808.3382](#)] [[INSPIRE](#)].

- [21] D.E. Kharzeev, L.D. McLerran and H.J. Warringa, *The effects of topological charge change in heavy ion collisions: ‘event by event P and CP violation’*, *Nucl. Phys. A* **803** (2008) 227 [[arXiv:0711.0950](#)] [[INSPIRE](#)].
- [22] Q. Li et al., *Observation of the chiral magnetic effect in ZrTe₅*, *Nature Phys.* **12** (2016) 550 [[arXiv:1412.6543](#)] [[INSPIRE](#)].
- [23] Y.-C. Liu and X.-G. Huang, *Anomalous chiral transports and spin polarization in heavy-ion collisions*, *Nucl. Sci. Tech.* **31** (2020) 56 [[arXiv:2003.12482](#)] [[INSPIRE](#)].
- [24] J.-H. Gao, G.-L. Ma, S. Pu and Q. Wang, *Recent developments in chiral and spin polarization effects in heavy-ion collisions*, *Nucl. Sci. Tech.* **31** (2020) 90 [[arXiv:2005.10432](#)] [[INSPIRE](#)].
- [25] STAR collaboration, *Azimuthal charged-particle correlations and possible local strong parity violation*, *Phys. Rev. Lett.* **103** (2009) 251601 [[arXiv:0909.1739](#)] [[INSPIRE](#)].
- [26] STAR collaboration, *Observation of charge-dependent azimuthal correlations and possible local strong parity violation in heavy ion collisions*, *Phys. Rev. C* **81** (2010) 054908 [[arXiv:0909.1717](#)] [[INSPIRE](#)].
- [27] ALICE collaboration, *Charge separation relative to the reaction plane in Pb-Pb collisions at $\sqrt{s_{NN}} = 2.76$ TeV*, *Phys. Rev. Lett.* **110** (2013) 012301 [[arXiv:1207.0900](#)] [[INSPIRE](#)].
- [28] S. Schlichting and S. Pratt, *Charge conservation at energies available at the BNL relativistic heavy ion collider and contributions to local parity violation observables*, *Phys. Rev. C* **83** (2011) 014913 [[arXiv:1009.4283](#)] [[INSPIRE](#)].
- [29] S. Pratt, S. Schlichting and S. Gavin, *Effects of momentum conservation and flow on angular correlations at RHIC*, *Phys. Rev. C* **84** (2011) 024909 [[arXiv:1011.6053](#)] [[INSPIRE](#)].
- [30] STAR collaboration, *Measurement of charge multiplicity asymmetry correlations in high-energy nucleus-nucleus collisions at $\sqrt{s_{NN}} = 200$ GeV*, *Phys. Rev. C* **89** (2014) 044908 [[arXiv:1303.0901](#)] [[INSPIRE](#)].
- [31] STAR collaboration, *Fluctuations of charge separation perpendicular to the event plane and local parity violation in $\sqrt{s_{NN}} = 200$ GeV Au+Au collisions at the BNL relativistic heavy ion collider*, *Phys. Rev. C* **88** (2013) 064911 [[arXiv:1302.3802](#)] [[INSPIRE](#)].
- [32] STAR collaboration, *Beam-energy dependence of charge separation along the magnetic field in Au+Au collisions at RHIC*, *Phys. Rev. Lett.* **113** (2014) 052302 [[arXiv:1404.1433](#)] [[INSPIRE](#)].
- [33] ALICE collaboration, *Constraining the magnitude of the chiral magnetic effect with event shape engineering in Pb-Pb collisions at $\sqrt{s_{NN}} = 2.76$ TeV*, *Phys. Lett. B* **777** (2018) 151 [[arXiv:1709.04723](#)] [[INSPIRE](#)].
- [34] CMS collaboration, *Observation of charge-dependent azimuthal correlations in p-Pb collisions and its implication for the search for the chiral magnetic effect*, *Phys. Rev. Lett.* **118** (2017) 122301 [[arXiv:1610.00263](#)] [[INSPIRE](#)].
- [35] STAR collaboration, *Charge-dependent pair correlations relative to a third particle in p+Au and d+Au collisions at RHIC*, *Phys. Lett. B* **798** (2019) 134975 [[arXiv:1906.03373](#)] [[INSPIRE](#)].
- [36] CMS collaboration, *Constraints on the chiral magnetic effect using charge-dependent azimuthal correlations in p-Pb and Pb-Pb collisions at the CERN Large Hadron Collider*, *Phys. Rev. C* **97** (2018) 044912 [[arXiv:1708.01602](#)] [[INSPIRE](#)].

- [37] W. Li and G. Wang, *Chiral magnetic effects in nuclear collisions*, *Ann. Rev. Nucl. Part. Sci.* **70** (2020) 293 [[arXiv:2002.10397](#)] [[INSPIRE](#)].
- [38] STAR collaboration, *Methods for a blind analysis of isobar data collected by the STAR collaboration*, *Nucl. Sci. Tech.* **32** (2021) 48 [[arXiv:1911.00596](#)] [[INSPIRE](#)].
- [39] STAR collaboration, *Search for the chiral magnetic effect with isobar collisions at $\sqrt{s_{NN}} = 200$ GeV by the STAR collaboration at the BNL relativistic heavy ion collider*, *Phys. Rev. C* **105** (2022) 014901 [[arXiv:2109.00131](#)] [[INSPIRE](#)].
- [40] D.T. Son and A.R. Zhitnitsky, *Quantum anomalies in dense matter*, *Phys. Rev. D* **70** (2004) 074018 [[hep-ph/0405216](#)] [[INSPIRE](#)].
- [41] M.A. Metlitski and A.R. Zhitnitsky, *Anomalous axion interactions and topological currents in dense matter*, *Phys. Rev. D* **72** (2005) 045011 [[hep-ph/0505072](#)] [[INSPIRE](#)].
- [42] Y. Burnier, D.E. Kharzeev, J. Liao and H.-U. Yee, *Chiral magnetic wave at finite baryon density and the electric quadrupole moment of quark-gluon plasma in heavy ion collisions*, *Phys. Rev. Lett.* **107** (2011) 052303 [[arXiv:1103.1307](#)] [[INSPIRE](#)].
- [43] Y. Burnier, D.E. Kharzeev, J. Liao and H.-U. Yee, *From the chiral magnetic wave to the charge dependence of elliptic flow*, [arXiv:1208.2537](#) [[INSPIRE](#)].
- [44] D.E. Kharzeev and H.-U. Yee, *Chiral magnetic wave*, *Phys. Rev. D* **83** (2011) 085007 [[arXiv:1012.6026](#)] [[INSPIRE](#)].
- [45] H.-U. Yee and Y. Yin, *Realistic implementation of chiral magnetic wave in heavy ion collisions*, *Phys. Rev. C* **89** (2014) 044909 [[arXiv:1311.2574](#)] [[INSPIRE](#)].
- [46] S.F. Taghavi and U.A. Wiedemann, *Chiral magnetic wave in an expanding QCD fluid*, *Phys. Rev. C* **91** (2015) 024902 [[arXiv:1310.0193](#)] [[INSPIRE](#)].
- [47] S. Voloshin and Y. Zhang, *Flow study in relativistic nuclear collisions by Fourier expansion of azimuthal particle distributions*, *Z. Phys. C* **70** (1996) 665 [[hep-ph/9407282](#)] [[INSPIRE](#)].
- [48] A.M. Poskanzer and S.A. Voloshin, *Methods for analyzing anisotropic flow in relativistic nuclear collisions*, *Phys. Rev. C* **58** (1998) 1671 [[nucl-ex/9805001](#)] [[INSPIRE](#)].
- [49] M. Wang et al., *Number-of-constituent-quark scaling of elliptic flow: a quantitative study*, *Nucl. Sci. Tech.* **33** (2022) 37 [[arXiv:2203.10353](#)] [[INSPIRE](#)].
- [50] STAR collaboration, *Observation of charge asymmetry dependence of pion elliptic flow and the possible chiral magnetic wave in heavy-ion collisions*, *Phys. Rev. Lett.* **114** (2015) 252302 [[arXiv:1504.02175](#)] [[INSPIRE](#)].
- [51] ALICE collaboration, *Charge-dependent flow and the search for the chiral magnetic wave in Pb-Pb collisions at $\sqrt{s_{NN}} = 2.76$ TeV*, *Phys. Rev. C* **93** (2016) 044903 [[arXiv:1512.05739](#)] [[INSPIRE](#)].
- [52] W.-T. Deng and X.-G. Huang, *Event-by-event generation of electromagnetic fields in heavy-ion collisions*, *Phys. Rev. C* **85** (2012) 044907 [[arXiv:1201.5108](#)] [[INSPIRE](#)].
- [53] CMS collaboration, *Probing the chiral magnetic wave in pPb and PbPb collisions at $\sqrt{s_{NN}} = 5.02$ TeV using charge-dependent azimuthal anisotropies*, *Phys. Rev. C* **100** (2019) 064908 [[arXiv:1708.08901](#)] [[INSPIRE](#)].
- [54] R. Belmont and J.L. Nagle, *To CME or not to CME? Implications of p+Pb measurements of the chiral magnetic effect in heavy ion collisions*, *Phys. Rev. C* **96** (2017) 024901 [[arXiv:1610.07964](#)] [[INSPIRE](#)].

- [55] STAR collaboration, *Search for the chiral magnetic wave using anisotropic flow of identified particles at energies available at the BNL relativistic heavy ion collider*, *Phys. Rev. C* **108** (2023) 014908 [[arXiv:2210.14027](#)] [[INSPIRE](#)].
- [56] C.-Z. Wang et al., *Interpreting the charge-dependent flow and constraining the chiral magnetic wave with event shape engineering*, *Phys. Lett. B* **820** (2021) 136580 [[arXiv:2104.05551](#)] [[INSPIRE](#)].
- [57] J. Schukraft, A. Timmins and S.A. Voloshin, *Ultra-relativistic nuclear collisions: event shape engineering*, *Phys. Lett. B* **719** (2013) 394 [[arXiv:1208.4563](#)] [[INSPIRE](#)].
- [58] A. Bzdak and P. Bozek, *Contributions to the event-by-event charge asymmetry dependence for the elliptic flow of π^+ and π^- in heavy-ion collisions*, *Phys. Lett. B* **726** (2013) 239 [[arXiv:1303.1138](#)] [[INSPIRE](#)].
- [59] M. Stephanov and H.-U. Yee, *Charged elliptic flow at zero charge asymmetry*, *Phys. Rev. C* **88** (2013) 014908 [[arXiv:1304.6410](#)] [[INSPIRE](#)].
- [60] J.M. Campbell and M.A. Lisa, *Can baryon stopping explain the breakdown of constituent quark scaling and proposed signals of chiral magnetic waves at RHIC?*, *J. Phys. Conf. Ser.* **446** (2013) 012014 [[INSPIRE](#)].
- [61] S.A. Voloshin and R. Belmont, *Measuring and interpreting charge dependent anisotropic flow*, *Nucl. Phys. A* **931** (2014) 992 [[arXiv:1408.0714](#)] [[INSPIRE](#)].
- [62] Y. Hatta, A. Monnai and B.-W. Xiao, *Elliptic flow difference of charged pions in heavy-ion collisions*, *Nucl. Phys. A* **947** (2016) 155 [[arXiv:1507.04690](#)] [[INSPIRE](#)].
- [63] M. Hongo, Y. Hirono and T. Hirano, *Anomalous-hydrodynamic analysis of charge-dependent elliptic flow in heavy-ion collisions*, *Phys. Lett. B* **775** (2017) 266 [[arXiv:1309.2823](#)] [[INSPIRE](#)].
- [64] X.-L. Zhao, G.-L. Ma and Y.-G. Ma, *Novel mechanism for electric quadrupole moment generation in relativistic heavy-ion collisions*, *Phys. Lett. B* **792** (2019) 413 [[arXiv:1901.04156](#)] [[INSPIRE](#)].
- [65] H.-J. Xu, J. Zhao, Y. Feng and F. Wang, *Complications in the interpretation of the charge asymmetry dependent π flow for the chiral magnetic wave*, *Phys. Rev. C* **101** (2020) 014913 [[arXiv:1910.02896](#)] [[INSPIRE](#)].
- [66] S.A. Bass, P. Danielewicz and S. Pratt, *Clocking hadronization in relativistic heavy ion collisions with balance functions*, *Phys. Rev. Lett.* **85** (2000) 2689 [[nucl-th/0005044](#)] [[INSPIRE](#)].
- [67] ALICE collaboration, *Charge correlations using the balance function in Pb-Pb collisions at $\sqrt{s_{NN}} = 2.76$ TeV*, *Phys. Lett. B* **723** (2013) 267 [[arXiv:1301.3756](#)] [[INSPIRE](#)].
- [68] W.-Y. Wu et al., *Charge-dependent transverse momentum and its impact on the search for the chiral magnetic wave*, *Phys. Rev. C* **103** (2021) 034906 [[arXiv:2010.09955](#)] [[INSPIRE](#)].
- [69] G.-L. Ma, *Final state effects on charge asymmetry of pion elliptic flow in high-energy heavy-ion collisions*, *Phys. Lett. B* **735** (2014) 383 [[arXiv:1401.6502](#)] [[INSPIRE](#)].
- [70] W.-H. Zhou and J. Xu, *Simulating the chiral magnetic wave in a box system*, *Phys. Rev. C* **98** (2018) 044904 [[arXiv:1810.01030](#)] [[INSPIRE](#)].
- [71] Z.-Z. Han and J. Xu, *Charge asymmetry dependence of the elliptic flow splitting in relativistic heavy-ion collisions*, *Phys. Rev. C* **99** (2019) 044915 [[arXiv:1904.03544](#)] [[INSPIRE](#)].

- [72] D. Shen et al., *Charge asymmetry dependence of flow and a novel correlator to detect the chiral magnetic wave in a multiphase transport model*, *Phys. Rev. C* **100** (2019) 064907 [[arXiv:1911.00839](#)] [[INSPIRE](#)].
- [73] N. Magdy et al., *An extended $R_{\Psi_m}^{(2)}(\Delta S_2)$ correlator for detecting and characterizing the chiral magnetic wave*, *Phys. Lett. B* **811** (2020) 135986 [[arXiv:2003.02396](#)] [[INSPIRE](#)].
- [74] S. Shi, Y. Jiang, E. Lilleskov and J. Liao, *Anomalous chiral transport in heavy ion collisions from anomalous-viscous fluid dynamics*, *Annals Phys.* **394** (2018) 50 [[arXiv:1711.02496](#)] [[INSPIRE](#)].
- [75] W.-Y. Wu et al., *Global constraint on the magnitude of anomalous chiral effects in heavy-ion collisions*, *Phys. Rev. C* **107** (2023) L031902 [[arXiv:2211.15446](#)] [[INSPIRE](#)].
- [76] ALICE collaboration, *The ALICE experiment at the CERN LHC*, 2008 *JINST* **3** S08002 [[INSPIRE](#)].
- [77] ALICE collaboration, *Performance of the ALICE experiment at the CERN LHC*, *Int. J. Mod. Phys. A* **29** (2014) 1430044 [[arXiv:1402.4476](#)] [[INSPIRE](#)].
- [78] J. Alme et al., *The ALICE TPC, a large 3-dimensional tracking device with fast readout for ultra-high multiplicity events*, *Nucl. Instrum. Meth. A* **622** (2010) 316 [[arXiv:1001.1950](#)] [[INSPIRE](#)].
- [79] ALICE collaboration, *ALICE Time-Of-Flight system (TOF): technical design report*, CERN-LHCC-2000-012, CERN, Geneva, Switzerland (2000).
- [80] ALICE collaboration, *Performance of the ALICE VZERO system*, 2013 *JINST* **8** P10016 [[arXiv:1306.3130](#)] [[INSPIRE](#)].
- [81] ALICE collaboration, *Constraining the chiral magnetic effect with charge-dependent azimuthal correlations in Pb-Pb collisions at $\sqrt{s_{NN}} = 2.76$ and 5.02 TeV*, *JHEP* **09** (2020) 160 [[arXiv:2005.14640](#)] [[INSPIRE](#)].
- [82] ALICE collaboration, *Centrality determination of Pb-Pb collisions at $\sqrt{s_{NN}} = 2.76$ TeV with ALICE*, *Phys. Rev. C* **88** (2013) 044909 [[arXiv:1301.4361](#)] [[INSPIRE](#)].
- [83] M. Gyulassy and X.-N. Wang, *HIJING 1.0: a Monte Carlo program for parton and particle production in high-energy hadronic and nuclear collisions*, *Comput. Phys. Commun.* **83** (1994) 307 [[nucl-th/9502021](#)] [[INSPIRE](#)].
- [84] R. Brun et al., *GEANT detector description and simulation tool*, CERN-W5013, CERN, Geneva, Switzerland (1994) [[DOI:10.17181/CERN.MUHF.DMJ1](#)] [[INSPIRE](#)].
- [85] A. Bilandzic, R. Snellings and S. Voloshin, *Flow analysis with cumulants: direct calculations*, *Phys. Rev. C* **83** (2011) 044913 [[arXiv:1010.0233](#)] [[INSPIRE](#)].
- [86] Y. Zhou, X. Zhu, P. Li and H. Song, *Investigation of possible hadronic flow in $\sqrt{s_{NN}} = 5.02$ TeV p-Pb collisions*, *Phys. Rev. C* **91** (2015) 064908 [[arXiv:1503.06986](#)] [[INSPIRE](#)].
- [87] R. Barlow, *Systematic errors: facts and fictions*, in the proceedings of the *Conference on advanced statistical techniques in particle physics*, (2002), p. 134 [[hep-ex/0207026](#)] [[INSPIRE](#)].
- [88] H.-J. Xu, J. Zhao, Y. Feng and F. Wang, *Importance of non-flow background on the chiral magnetic wave search*, *Nucl. Phys. A* **1005** (2021) 121770 [[arXiv:2002.05220](#)] [[INSPIRE](#)].

- [89] ALICE collaboration, *Correlated event-by-event fluctuations of flow harmonics in Pb-Pb collisions at $\sqrt{s_{\text{NN}}} = 2.76$ TeV*, *Phys. Rev. Lett.* **117** (2016) 182301 [[arXiv:1604.07663](#)] [[INSPIRE](#)].
- [90] ALICE collaboration, *Higher harmonic anisotropic flow measurements of charged particles in Pb-Pb collisions at $\sqrt{s_{\text{NN}}} = 2.76$ TeV*, *Phys. Rev. Lett.* **107** (2011) 032301 [[arXiv:1105.3865](#)] [[INSPIRE](#)].
- [91] ATLAS collaboration, *Measurement of event-plane correlations in $\sqrt{s_{\text{NN}}} = 2.76$ TeV lead-lead collisions with the ATLAS detector*, *Phys. Rev. C* **90** (2014) 024905 [[arXiv:1403.0489](#)] [[INSPIRE](#)].
- [92] Y. Hatta, *Analytic approaches to relativistic hydrodynamics*, *Nucl. Phys. A* **956** (2016) 152 [[arXiv:1601.04128](#)] [[INSPIRE](#)].

The ALICE collaboration

S. Acharya [ID](#)¹²⁸, D. Adamová [ID](#)⁸⁷, G. Aglieri Rinella [ID](#)³³, M. Agnello [ID](#)³⁰, N. Agrawal [ID](#)⁵², Z. Ahammed [ID](#)¹³⁶, S. Ahmad [ID](#)¹⁶, S.U. Ahn [ID](#)⁷², I. Ahuja [ID](#)³⁸, A. Akindinov [ID](#)¹⁴², M. Al-Turany [ID](#)⁹⁸, D. Aleksandrov [ID](#)¹⁴², B. Alessandro [ID](#)⁵⁷, H.M. Alfanda [ID](#)⁶, R. Alfaro Molina [ID](#)⁶⁸, B. Ali [ID](#)¹⁶, A. Alici [ID](#)²⁶, N. Alizadehvandchali [ID](#)¹¹⁷, A. Alkin [ID](#)³³, J. Alme [ID](#)²¹, G. Alocco [ID](#)⁵³, T. Alt [ID](#)⁶⁵, A.R. Altamura [ID](#)⁵¹, I. Altsybeev [ID](#)⁹⁶, J.R. Alvarado⁴⁵, M.N. Anaam [ID](#)⁶, C. Andrei [ID](#)⁴⁶, N. Andreou [ID](#)¹¹⁶, A. Andronic [ID](#)¹²⁷, V. Anguelov [ID](#)⁹⁵, F. Antinori [ID](#)⁵⁵, P. Antonioli [ID](#)⁵², N. Apadula [ID](#)⁷⁵, L. Aphecetche [ID](#)¹⁰⁴, H. Appelshäuser [ID](#)⁶⁵, C. Arata [ID](#)⁷⁴, S. Arcelli [ID](#)²⁶, M. Aresti [ID](#)²³, R. Arnaldi [ID](#)⁵⁷, J.G.M.C.A. Arneiro [ID](#)¹¹¹, I.C. Arsene [ID](#)²⁰, M. Arslandok [ID](#)¹³⁹, A. Augustinus [ID](#)³³, R. Averbeck [ID](#)⁹⁸, M.D. Azmi [ID](#)¹⁶, H. Baba¹²⁵, A. Badalà [ID](#)⁵⁴, J. Bae [ID](#)¹⁰⁵, Y.W. Baek [ID](#)⁴¹, X. Bai [ID](#)¹²¹, R. Bailhache [ID](#)⁶⁵, Y. Bailung [ID](#)⁴⁹, A. Balbino [ID](#)³⁰, A. Baldisseri [ID](#)¹³¹, B. Balis [ID](#)², D. Banerjee [ID](#)⁴, Z. Banoo [ID](#)⁹², R. Barbera [ID](#)²⁷, F. Barile [ID](#)³², L. Barioglio [ID](#)⁹⁶, M. Barlou⁷⁹, B. Barman⁴², G.G. Barnaföldi [ID](#)⁴⁷, L.S. Barnby [ID](#)⁸⁶, V. Barret [ID](#)¹²⁸, L. Barreto [ID](#)¹¹¹, C. Bartels [ID](#)¹²⁰, K. Barth [ID](#)³³, E. Bartsch [ID](#)⁶⁵, N. Bastid [ID](#)¹²⁸, S. Basu [ID](#)⁷⁶, G. Batigne [ID](#)¹⁰⁴, D. Battistini [ID](#)⁹⁶, B. Batyunya [ID](#)¹⁴³, D. Bauri⁴⁸, J.L. Bazo Alba [ID](#)¹⁰², I.G. Bearden [ID](#)⁸⁴, C. Beattie [ID](#)¹³⁹, P. Becht [ID](#)⁹⁸, D. Behera [ID](#)⁴⁹, I. Belikov [ID](#)¹³⁰, A.D.C. Bell Hechavarria [ID](#)¹²⁷, F. Bellini [ID](#)²⁶, R. Bellwied [ID](#)¹¹⁷, S. Belokurova [ID](#)¹⁴², Y.A.V. Beltran [ID](#)⁴⁵, G. Bencedi [ID](#)⁴⁷, S. Beole [ID](#)²⁵, Y. Berdnikov [ID](#)¹⁴², A. Berdnikova [ID](#)⁹⁵, L. Bergmann [ID](#)⁹⁵, M.G. Besoiu [ID](#)⁶⁴, L. Betev [ID](#)³³, P.P. Bhaduri [ID](#)¹³⁶, A. Bhasin [ID](#)⁹², M.A. Bhat [ID](#)⁴, B. Bhattacharjee [ID](#)⁴², L. Bianchi [ID](#)²⁵, N. Bianchi [ID](#)⁵⁰, J. Bielčik [ID](#)³⁶, J. Bielčíková [ID](#)⁸⁷, J. Biernat [ID](#)¹⁰⁸, A.P. Bigot [ID](#)¹³⁰, A. Bilandzic [ID](#)⁹⁶, G. Biro [ID](#)⁴⁷, S. Biswas [ID](#)⁴, N. Bize [ID](#)¹⁰⁴, J.T. Blair [ID](#)¹⁰⁹, D. Blau [ID](#)¹⁴², M.B. Blidaru [ID](#)⁹⁸, N. Bluhme³⁹, C. Blume [ID](#)⁶⁵, G. Boca [ID](#)^{22,56}, F. Bock [ID](#)⁸⁸, T. Bodova [ID](#)²¹, A. Bogdanov¹⁴², S. Boi [ID](#)²³, J. Bok [ID](#)⁵⁹, L. Boldizsár [ID](#)⁴⁷, M. Bombara [ID](#)³⁸, P.M. Bond [ID](#)³³, G. Bonomi [ID](#)^{135,56}, H. Borel [ID](#)¹³¹, A. Borissov [ID](#)¹⁴², A.G. Borquez Carcamo [ID](#)⁹⁵, H. Bossi [ID](#)¹³⁹, E. Botta [ID](#)²⁵, Y.E.M. Bouziani [ID](#)⁶⁵, L. Bratrud [ID](#)⁶⁵, P. Braun-Munzinger [ID](#)⁹⁸, M. Bregant [ID](#)¹¹¹, M. Broz [ID](#)³⁶, G.E. Bruno [ID](#)^{97,32}, M.D. Buckland [ID](#)²⁴, D. Budnikov [ID](#)¹⁴², H. Buesching [ID](#)⁶⁵, S. Bufalino [ID](#)³⁰, P. Buhler [ID](#)¹⁰³, N. Burmasov [ID](#)¹⁴², Z. Buthelezi [ID](#)^{69,124}, A. Bylinkin [ID](#)²¹, S.A. Bysiak¹⁰⁸, M. Cai [ID](#)⁶, H. Caines [ID](#)¹³⁹, A. Caliva [ID](#)²⁹, E. Calvo Villar [ID](#)¹⁰², J.M.M. Camacho [ID](#)¹¹⁰, P. Camerini [ID](#)²⁴, F.D.M. Canedo [ID](#)¹¹¹, S.L. Cantway [ID](#)¹³⁹, M. Carabas [ID](#)¹¹⁴, A.A. Carballo [ID](#)³³, F. Carnesecchi [ID](#)³³, R. Caron [ID](#)¹²⁹, L.A.D. Carvalho [ID](#)¹¹¹, J. Castillo Castellanos [ID](#)¹³¹, F. Catalano [ID](#)^{33,25}, C. Ceballos Sanchez [ID](#)¹⁴³, I. Chakaberia [ID](#)⁷⁵, P. Chakraborty [ID](#)⁴⁸, S. Chandra [ID](#)¹³⁶, S. Chapeland [ID](#)³³, M. Chartier [ID](#)¹²⁰, S. Chattopadhyay [ID](#)¹³⁶, S. Chattopadhyay [ID](#)¹⁰⁰, T. Cheng [ID](#)^{98,6}, C. Cheshkov [ID](#)¹²⁹, B. Cheynis [ID](#)¹²⁹, V. Chibante Barroso [ID](#)³³, D.D. Chinellato [ID](#)¹¹², E.S. Chizzali [ID](#)^{II,96}, J. Cho [ID](#)⁵⁹, S. Cho [ID](#)⁵⁹, P. Chochula [ID](#)³³, D. Choudhury⁴², P. Christakoglou [ID](#)⁸⁵, C.H. Christensen [ID](#)⁸⁴, P. Christiansen [ID](#)⁷⁶, T. Chujo [ID](#)¹²⁶, M. Ciaccio [ID](#)³⁰, C. Cicalo [ID](#)⁵³, F. Cindolo [ID](#)⁵², M.R. Ciupek⁹⁸, G. Clai^{III,52}, F. Colamaria [ID](#)⁵¹, J.S. Colburn¹⁰¹, D. Colella [ID](#)^{97,32}, M. Colocci [ID](#)²⁶, M. Concas [ID](#)^{IV,33}, G. Conesa Balbastre [ID](#)⁷⁴, Z. Conesa del Valle [ID](#)¹³², G. Contin [ID](#)²⁴, J.G. Contreras [ID](#)³⁶, M.L. Coquet [ID](#)¹³¹, P. Cortese [ID](#)^{134,57}, M.R. Cosentino [ID](#)¹¹³, F. Costa [ID](#)³³, S. Costanza [ID](#)^{22,56}, C. Cot [ID](#)¹³², J. Crkovská [ID](#)⁹⁵, P. Crochet [ID](#)¹²⁸, R. Cruz-Torres [ID](#)⁷⁵, P. Cui [ID](#)⁶, A. Dainese [ID](#)⁵⁵, M.C. Danisch [ID](#)⁹⁵, A. Danu [ID](#)⁶⁴, P. Das [ID](#)⁸¹, P. Das [ID](#)⁴, S. Das [ID](#)⁴, A.R. Dash [ID](#)¹²⁷, S. Dash [ID](#)⁴⁸, A. De Caro [ID](#)²⁹, G. de

Cataldo⁵¹, J. de Cuveland³⁹, A. De Falco²³, D. De Gruttola²⁹, N. De Marco⁵⁷, C. De Martin²⁴, S. De Pasquale²⁹, R. Deb¹³⁵, R. Del Grande⁹⁶, L. Dello Stritto²⁹, W. Deng⁶, P. Dhankher¹⁹, D. Di Bari³², A. Di Mauro³³, B. Diab¹³¹, R.A. Diaz^{143,7}, T. Dietel¹¹⁵, Y. Ding⁶, J. Ditzel⁶⁵, R. Divià³³, D.U. Dixit¹⁹, Ø. Djuvsland²¹, U. Dmitrieva¹⁴², A. Dobrin⁶⁴, B. Dönigus⁶⁵, J.M. Dubinski¹³⁷, A. Dubla⁹⁸, S. Dudi⁹¹, P. Dupieux¹²⁸, M. Durkac¹⁰⁷, N. Dzalaiova¹³, T.M. Eder¹²⁷, R.J. Ehlers⁷⁵, F. Eisenhut⁶⁵, R. Ejima⁹³, D. Elia⁵¹, B. Erazmus¹⁰⁴, F. Ercolessi²⁶, B. Espagnon¹³², G. Eulisse³³, D. Evans¹⁰¹, S. Evdokimov¹⁴², L. Fabbietti⁹⁶, M. Faggini²⁸, J. Faivre⁷⁴, F. Fan⁶, W. Fan⁷⁵, A. Fantoni⁵⁰, M. Fasel⁸⁸, A. Feliciello⁵⁷, G. Feofilov¹⁴², A. Fernández Téllez⁴⁵, L. Ferrandi¹¹¹, M.B. Ferrer³³, A. Ferrero¹³¹, C. Ferrero⁵⁷, A. Ferretti²⁵, V.J.G. Feuillard⁹⁵, V. Filova³⁶, D. Finogeev¹⁴², F.M. Fionda⁵³, E. Flatland³³, F. Flor¹¹⁷, A.N. Flores¹⁰⁹, S. Foertsch⁶⁹, I. Fokin⁹⁵, S. Fokin¹⁴², E. Fragiaco⁵⁸, E. Frajna⁴⁷, U. Fuchs³³, N. Funicello²⁹, C. Furget⁷⁴, A. Furs¹⁴², T. Fusayasu⁹⁹, J.J. Gaardhøje⁸⁴, M. Gagliardi²⁵, A.M. Gago¹⁰², T. Gahlaut⁴⁸, C.D. Galvan¹¹⁰, D.R. Gangadharan¹¹⁷, P. Ganoti⁷⁹, C. Garabatos⁹⁸, A.T. Garcia¹³², T. García Chávez⁴⁵, E. Garcia-Solis⁹, C. Gargiulo³³, P. Gasik⁹⁸, A. Gautam¹¹⁹, M.B. Gay Ducati⁶⁷, M. Germain¹⁰⁴, A. Ghimouz¹²⁶, C. Ghosh¹³⁶, M. Giacalone⁵², G. Gioachin³⁰, P. Giubellino^{98,57}, P. Giubilato²⁸, A.M.C. Glaenger¹³¹, P. Gläsel⁹⁵, E. Glimos¹²³, D.J.Q. Goh⁷⁷, V. Gonzalez¹³⁸, P. Gordeev¹⁴², M. Gorgon², K. Goswami⁴⁹, S. Gotovac³⁴, V. Grabski⁶⁸, L.K. Graczykowski¹³⁷, E. Grecka⁸⁷, A. Grelli⁶⁰, C. Grigoras³³, V. Grigoriev¹⁴², S. Grigoryan^{143,1}, F. Grosa³³, J.F. Grosse-Oetringhaus³³, R. Grosso⁹⁸, D. Grund³⁶, N.A. Grunwald⁹⁵, G.G. Guardianio¹¹², R. Guernane⁷⁴, M. Guilbaud¹⁰⁴, K. Gulbrandsen⁸⁴, T. Gündem⁶⁵, T. Gunji¹²⁵, W. Guo⁶, A. Gupta⁹², R. Gupta⁹², R. Gupta⁴⁹, K. Gwizdzial¹³⁷, L. Gyulai⁴⁷, C. Hadjidakis¹³², F.U. Haider⁹², S. Haidlova³⁶, H. Hamagaki⁷⁷, A. Hamdi⁷⁵, Y. Han¹⁴⁰, B.G. Hanley¹³⁸, R. Hannigan¹⁰⁹, J. Hansen⁷⁶, M.R. Haque¹³⁷, J.W. Harris¹³⁹, A. Harton⁹, H. Hassan¹¹⁸, D. Hatzifotiadou⁵², P. Hauer⁴³, L.B. Havener¹³⁹, S.T. Heckel⁹⁶, E. Hellbär⁹⁸, H. Helstrup³⁵, M. Hemmer⁶⁵, T. Herman³⁶, G. Herrera Corral⁸, F. Herrmann¹²⁷, S. Herrmann¹²⁹, K.F. Hetland³⁵, B. Heybeck⁶⁵, H. Hillemanns³³, B. Hippolyte¹³⁰, F.W. Hoffmann⁷¹, B. Hofman⁶⁰, G.H. Hong¹⁴⁰, M. Horst⁹⁶, A. Horzyk², Y. Hou⁶, P. Hristov³³, C. Hughes¹²³, P. Huhn⁶⁵, L.M. Huhta¹¹⁸, T.J. Humanic⁸⁹, A. Hutson¹¹⁷, D. Hutter³⁹, R. Ilkaev¹⁴², H. Ilyas¹⁴, M. Inaba¹²⁶, G.M. Innocenti³³, M. Ippolitov¹⁴², A. Isakov^{85,87}, T. Isidori¹¹⁹, M.S. Islam¹⁰⁰, M. Ivanov¹³, M. Ivanov⁹⁸, V. Ivanov¹⁴², K.E. Iversen⁷⁶, M. Jablonski², B. Jacak⁷⁵, N. Jacazio²⁶, P.M. Jacobs⁷⁵, S. Jadlovská¹⁰⁷, J. Jadlovsky¹⁰⁷, S. Jaelani⁸³, C. Jahnke¹¹¹, M.J. Jakubowska¹³⁷, M.A. Janik¹³⁷, T. Janson⁷¹, S. Ji¹⁷, S. Jia¹⁰, A.A.P. Jimenez⁶⁶, F. Jonas^{88,127}, D.M. Jones¹²⁰, J.M. Jowett^{33,98}, J. Jung⁶⁵, M. Jung⁶⁵, A. Junique³³, A. Jusko¹⁰¹, M.J. Kabus^{33,137}, J. Kaewjai¹⁰⁶, P. Kalinak⁶¹, A.S. Kalteyer⁹⁸, A. Kalweit³³, V. Kaplin¹⁴², A. Karasu Uysal⁷³, D. Karatovic⁹⁰, O. Karavichev¹⁴², T. Karavicheva¹⁴², P. Karczmarczyk¹³⁷, E. Karpechev¹⁴², U. Kebschull⁷¹, R. Keidel¹⁴¹, D.L.D. Keijdener⁶⁰, M. Keil³³, B. Ketzer⁴³, S.S. Khade⁴⁹, A.M. Khan¹²¹, S. Khan¹⁶, A. Khanzadeev¹⁴², Y. Kharlov¹⁴², A. Khatun¹¹⁹, A. Khuntia³⁶, B. Kileng³⁵, B. Kim¹⁰⁵, C. Kim¹⁷, D.J. Kim¹¹⁸, E.J. Kim⁷⁰, J. Kim¹⁴⁰, J.S. Kim⁴¹, J. Kim⁵⁹,

J. Kim ⁷⁰, M. Kim ¹⁹, S. Kim ¹⁸, T. Kim ¹⁴⁰, K. Kimura ⁹³, S. Kirsch ⁶⁵, I. Kisel ³⁹, S. Kiselev ¹⁴², A. Kisiel ¹³⁷, J.P. Kitowski ², J.L. Klay ⁵, J. Klein ³³, S. Klein ⁷⁵, C. Klein-Bösing ¹²⁷, M. Kleiner ⁶⁵, T. Klemenz ⁹⁶, A. Kluge ³³, A.G. Knospe ¹¹⁷, C. Kobdaj ¹⁰⁶, T. Kollegger ⁹⁸, A. Kondratyev ¹⁴³, N. Kondratyeva ¹⁴², E. Kondratyuk ¹⁴², J. König ⁶⁵, S.A. Königstorfer ⁹⁶, P.J. Konopka ³³, G. Kornakov ¹³⁷, M. Korwieser ⁹⁶, S.D. Koryciak ², A. Kotliarov ⁸⁷, V. Kovalenko ¹⁴², M. Kowalski ¹⁰⁸, V. Kozhuharov ³⁷, I. Králik ⁶¹, A. Kravčáková ³⁸, L. Krcal ^{33,39}, M. Krivda ^{101,61}, F. Krizek ⁸⁷, K. Krizkova Gajdosova ³³, M. Kroesen ⁹⁵, M. Krüger ⁶⁵, D.M. Krupova ³⁶, E. Kryshen ¹⁴², V. Kučera ⁵⁹, C. Kuhn ¹³⁰, P.G. Kuijter ⁸⁵, T. Kumaoka ¹²⁶, D. Kumar ¹³⁶, L. Kumar ⁹¹, N. Kumar ⁹¹, S. Kumar ³², S. Kundu ³³, P. Kurashvili ⁸⁰, A. Kurepin ¹⁴², A.B. Kurepin ¹⁴², A. Kuryakin ¹⁴², S. Kushpil ⁸⁷, V. Kuskov ¹⁴², M.J. Kweon ⁵⁹, Y. Kwon ¹⁴⁰, S.L. La Pointe ³⁹, P. La Rocca ²⁷, A. Lakrathok ¹⁰⁶, M. Lamanna ³³, A.R. Landou ^{74,116}, R. Langoy ¹²², P. Larionov ³³, E. Laudi ³³, L. Lautner ^{33,96}, R. Lavicka ¹⁰³, R. Lea ^{135,56}, H. Lee ¹⁰⁵, I. Legrand ⁴⁶, G. Legras ¹²⁷, J. Lehrbach ³⁹, T.M. Lelek ², R.C. Lemmon ⁸⁶, I. León Monzón ¹¹⁰, M.M. Lesch ⁹⁶, E.D. Lesser ¹⁹, P. Lévai ⁴⁷, X. Li ¹⁰, J. Lien ¹²², R. Lietava ¹⁰¹, I. Likmeta ¹¹⁷, B. Lim ²⁵, S.H. Lim ¹⁷, V. Lindenstruth ³⁹, A. Lindner ⁴⁶, C. Lippmann ⁹⁸, D.H. Liu ⁶, J. Liu ¹²⁰, G.S.S. Liveraro ¹¹², I.M. Lofnes ²¹, C. Loizides ⁸⁸, S. Lokos ¹⁰⁸, J. Lomker ⁶⁰, P. Loncar ³⁴, X. Lopez ¹²⁸, E. López Torres ⁷, P. Lu ^{98,121}, F.V. Lugo ⁶⁸, J.R. Luhder ¹²⁷, M. Lunardon ²⁸, G. Luparello ⁵⁸, Y.G. Ma ⁴⁰, M. Mager ³³, A. Maire ¹³⁰, E.M. Majerz ², M.V. Makariev ³⁷, M. Malaev ¹⁴², G. Malfattore ²⁶, N.M. Malik ⁹², Q.W. Malik ²⁰, S.K. Malik ⁹², L. Malinina ^{I,VII,143}, D. Mallick ^{132,81}, N. Mallick ⁴⁹, G. Mandaglio ^{31,54}, S.K. Mandal ⁸⁰, V. Manko ¹⁴², F. Manso ¹²⁸, V. Manzari ⁵¹, Y. Mao ⁶, R.W. Marcjan ², G.V. Margagliotti ²⁴, A. Margotti ⁵², A. Marín ⁹⁸, C. Markert ¹⁰⁹, P. Martinengo ³³, M.I. Martínez ⁴⁵, G. Martínez García ¹⁰⁴, M.P.P. Martins ¹¹¹, S. Masciocchi ⁹⁸, M. Masera ²⁵, A. Masoni ⁵³, L. Massacrier ¹³², O. Massen ⁶⁰, A. Mastroserio ^{133,51}, O. Matonoha ⁷⁶, S. Mattiazzo ²⁸, A. Matyja ¹⁰⁸, C. Mayer ¹⁰⁸, A.L. Mazuecos ³³, F. Mazzaschi ²⁵, M. Mazzilli ³³, J.E. Mdhuli ¹²⁴, Y. Melikyan ⁴⁴, A. Menchaca-Rocha ⁶⁸, J.E.M. Mendez ⁶⁶, E. Meninno ¹⁰³, A.S. Menon ¹¹⁷, M. Meres ¹³, S. Mhlanga ^{115,69}, Y. Miake ¹²⁶, L. Micheletti ³³, D.L. Mihaylov ⁹⁶, K. Mikhaylov ^{143,142}, A.N. Mishra ⁴⁷, D. Miśkowiec ⁹⁸, A. Modak ⁴, B. Mohanty ⁸¹, M. Mohisin Khan ^{V,16}, M.A. Molander ⁴⁴, S. Monira ¹³⁷, C. Mordasini ¹¹⁸, D.A. Moreira De Godoy ¹²⁷, I. Morozov ¹⁴², A. Morsch ³³, T. Mrnjavac ³³, V. Muccifora ⁵⁰, S. Muhuri ¹³⁶, J.D. Mulligan ⁷⁵, A. Mulliri ²³, M.G. Munhoz ¹¹¹, R.H. Munzer ⁶⁵, H. Murakami ¹²⁵, S. Murray ¹¹⁵, L. Musa ³³, J. Musinsky ⁶¹, J.W. Myrcha ¹³⁷, B. Naik ¹²⁴, A.I. Nambrath ¹⁹, B.K. Nandi ⁴⁸, R. Nania ⁵², E. Nappi ⁵¹, A.F. Nassirpour ¹⁸, A. Nath ⁹⁵, C. Nattrass ¹²³, M.N. Naydenov ³⁷, A. Neagu ²⁰, A. Negru ¹¹⁴, E. Nekrasova ¹⁴², L. Nellen ⁶⁶, R. Nepeivoda ⁷⁶, S. Nese ²⁰, G. Neskovic ³⁹, N. Nicassio ⁵¹, B.S. Nielsen ⁸⁴, E.G. Nielsen ⁸⁴, S. Nikolaev ¹⁴², S. Nikulin ¹⁴², V. Nikulin ¹⁴², F. Noferini ⁵², S. Noh ¹², P. Nomokonov ¹⁴³, J. Norman ¹²⁰, N. Novitzky ⁸⁸, P. Nowakowski ¹³⁷, A. Nyanin ¹⁴², J. Nystrand ²¹, M. Ogino ⁷⁷, S. Oh ¹⁸, A. Ohlson ⁷⁶, V.A. Okorokov ¹⁴², J. Oleniacz ¹³⁷, A.C. Oliveira Da Silva ¹²³, A. Onnerstad ¹¹⁸, C. Oppedisano ⁵⁷, A. Ortiz Velasquez ⁶⁶, J. Otwinowski ¹⁰⁸, M. Oya ⁹³, K. Oyama ⁷⁷, Y. Pachmayer ⁹⁵, S. Padhan ⁴⁸,

D. Pagano [ID](#)^{135,56}, G. Paic [ID](#)⁶⁶, S. Paisano-Guzmán⁴⁵, A. Palasciano [ID](#)⁵¹, S. Panebianco [ID](#)¹³¹, H. Park [ID](#)¹²⁶, H. Park [ID](#)¹⁰⁵, J. Park [ID](#)⁵⁹, J.E. Parkkila [ID](#)³³, Y. Patley [ID](#)⁴⁸, R.N. Patra⁹², B. Paul [ID](#)²³, H. Pei [ID](#)⁶, T. Peitzmann [ID](#)⁶⁰, X. Peng [ID](#)¹¹, M. Pennisi [ID](#)²⁵, S. Perciballi [ID](#)²⁵, D. Peresunko [ID](#)¹⁴², G.M. Perez [ID](#)⁷, Y. Pestov¹⁴², V. Petrov [ID](#)¹⁴², M. Petrovici [ID](#)⁴⁶, R.P. Pezzi [ID](#)^{104,67}, S. Piano [ID](#)⁵⁸, M. Pikna [ID](#)¹³, P. Pillot [ID](#)¹⁰⁴, O. Pinazza [ID](#)^{52,33}, L. Pinsky¹¹⁷, C. Pinto [ID](#)⁹⁶, S. Pisano [ID](#)⁵⁰, M. Płoskoń [ID](#)⁷⁵, M. Planinic⁹⁰, F. Pliquett⁶⁵, M.G. Poghosyan [ID](#)⁸⁸, B. Polichtchouk [ID](#)¹⁴², S. Politano [ID](#)³⁰, N. Poljak [ID](#)⁹⁰, A. Pop [ID](#)⁴⁶, S. Porteboeuf-Houssais [ID](#)¹²⁸, V. Pozdniakov [ID](#)¹⁴³, I.Y. Pozos [ID](#)⁴⁵, K.K. Pradhan [ID](#)⁴⁹, S.K. Prasad [ID](#)⁴, S. Prasad [ID](#)⁴⁹, R. Preghenella [ID](#)⁵², F. Prino [ID](#)⁵⁷, C.A. Pruneau [ID](#)¹³⁸, I. Pshenichnov [ID](#)¹⁴², M. Puccio [ID](#)³³, S. Pucillo [ID](#)²⁵, Z. Pugelova¹⁰⁷, S. Qiu [ID](#)⁸⁵, L. Quaglia [ID](#)²⁵, S. Ragoni [ID](#)¹⁵, A. Rai [ID](#)¹³⁹, A. Rakotozafindrabe [ID](#)¹³¹, L. Ramello [ID](#)^{134,57}, F. Rami [ID](#)¹³⁰, T.A. Rancien⁷⁴, M. Rasa [ID](#)²⁷, S.S. Räsänen [ID](#)⁴⁴, R. Rath [ID](#)⁵², M.P. Rauch [ID](#)²¹, I. Ravasenga [ID](#)⁸⁵, K.F. Read [ID](#)^{88,123}, C. Reckziegel [ID](#)¹¹³, A.R. Redelbach [ID](#)³⁹, K. Redlich [ID](#)^{VI,80}, C.A. Reetz [ID](#)⁹⁸, H.D. Regules-Medel⁴⁵, A. Rehman²¹, F. Reidt [ID](#)³³, H.A. Reme-Ness [ID](#)³⁵, Z. Rescakova³⁸, K. Reygers [ID](#)⁹⁵, A. Riabov [ID](#)¹⁴², V. Riabov [ID](#)¹⁴², R. Ricci [ID](#)²⁹, M. Richter [ID](#)²⁰, A.A. Riedel [ID](#)⁹⁶, W. Riegler [ID](#)³³, A.G. Riffero [ID](#)²⁵, C. Ristea [ID](#)⁶⁴, M.V. Rodriguez [ID](#)³³, M. Rodríguez Cahuantzi [ID](#)⁴⁵, S.A. Rodríguez Ramírez⁴⁵, K. Røed [ID](#)²⁰, R. Rogalev [ID](#)¹⁴², E. Rogochaya [ID](#)¹⁴³, T.S. Rogoschinski [ID](#)⁶⁵, D. Rohr [ID](#)³³, D. Röhrich [ID](#)²¹, P.F. Rojas⁴⁵, S. Rojas Torres [ID](#)³⁶, P.S. Rokita [ID](#)¹³⁷, G. Romanenko [ID](#)²⁶, F. Ronchetti [ID](#)⁵⁰, A. Rosano [ID](#)^{31,54}, E.D. Rosas⁶⁶, K. Roslon [ID](#)¹³⁷, A. Rossi [ID](#)⁵⁵, A. Roy [ID](#)⁴⁹, S. Roy [ID](#)⁴⁸, N. Rubini [ID](#)²⁶, D. Ruggiano [ID](#)¹³⁷, R. Rui [ID](#)²⁴, P.G. Russek [ID](#)², R. Russo [ID](#)⁸⁵, A. Rustamov [ID](#)⁸², E. Ryabinkin [ID](#)¹⁴², Y. Ryabov [ID](#)¹⁴², A. Rybicki [ID](#)¹⁰⁸, H. Rytönen [ID](#)¹¹⁸, J. Ryu [ID](#)¹⁷, W. Rzeska [ID](#)¹³⁷, O.A.M. Saarimaki [ID](#)⁴⁴, S. Sadhu [ID](#)³², S. Sadovsky [ID](#)¹⁴², J. Saetre [ID](#)²¹, K. Šafařík [ID](#)³⁶, P. Saha⁴², S.K. Saha [ID](#)⁴, S. Saha [ID](#)⁸¹, B. Sahoo [ID](#)⁴⁸, B. Sahoo [ID](#)⁴⁹, R. Sahoo [ID](#)⁴⁹, S. Sahoo⁶², D. Sahu [ID](#)⁴⁹, P.K. Sahu [ID](#)⁶², J. Saini [ID](#)¹³⁶, K. Sajdakova³⁸, S. Sakai [ID](#)¹²⁶, M.P. Salvan [ID](#)⁹⁸, S. Sambyal [ID](#)⁹², D. Samitz [ID](#)¹⁰³, I. Sanna [ID](#)^{33,96}, T.B. Saramela¹¹¹, P. Sarma [ID](#)⁴², V. Sarritzu [ID](#)²³, V.M. Sarti [ID](#)⁹⁶, M.H.P. Sas [ID](#)³³, S. Sawan⁸¹, J. Schambach [ID](#)⁸⁸, H.S. Scheid [ID](#)⁶⁵, C. Schiaua [ID](#)⁴⁶, R. Schicker [ID](#)⁹⁵, F. Schlepper [ID](#)⁹⁵, A. Schmah⁹⁸, C. Schmidt [ID](#)⁹⁸, H.R. Schmidt⁹⁴, M.O. Schmidt [ID](#)³³, M. Schmidt⁹⁴, N.V. Schmidt [ID](#)⁸⁸, A.R. Schmier [ID](#)¹²³, R. Schotter [ID](#)¹³⁰, A. Schröter [ID](#)³⁹, J. Schukraft [ID](#)³³, K. Schweda [ID](#)⁹⁸, G. Scioli [ID](#)²⁶, E. Scomparin [ID](#)⁵⁷, J.E. Seger [ID](#)¹⁵, Y. Sekiguchi¹²⁵, D. Sekihata [ID](#)¹²⁵, M. Selina [ID](#)⁸⁵, I. Selyuzhenkov [ID](#)⁹⁸, S. Senyukov [ID](#)¹³⁰, J.J. Seo [ID](#)^{95,59}, D. Serebryakov [ID](#)¹⁴², L. Šerkšnytė [ID](#)⁹⁶, A. Sevcenco [ID](#)⁶⁴, T.J. Shaba [ID](#)⁶⁹, A. Shabetai [ID](#)¹⁰⁴, R. Shahoyan³³, A. Shangaraev [ID](#)¹⁴², A. Sharma⁹¹, B. Sharma [ID](#)⁹², D. Sharma [ID](#)⁴⁸, H. Sharma [ID](#)⁵⁵, M. Sharma [ID](#)⁹², S. Sharma [ID](#)⁷⁷, S. Sharma [ID](#)⁹², U. Sharma [ID](#)⁹², A. Shatat [ID](#)¹³², O. Sheibani¹¹⁷, K. Shigaki [ID](#)⁹³, M. Shimomura⁷⁸, J. Shin¹², S. Shirinkin [ID](#)¹⁴², Q. Shou [ID](#)⁴⁰, Y. Sibiriak [ID](#)¹⁴², S. Siddhanta [ID](#)⁵³, T. Siemiarczuk [ID](#)⁸⁰, T.F. Silva [ID](#)¹¹¹, D. Silvermyr [ID](#)⁷⁶, T. Simantathammakul¹⁰⁶, R. Simeonov [ID](#)³⁷, B. Singh⁹², B. Singh [ID](#)⁹⁶, K. Singh [ID](#)⁴⁹, R. Singh [ID](#)⁸¹, R. Singh [ID](#)⁹², R. Singh [ID](#)⁴⁹, S. Singh [ID](#)¹⁶, V.K. Singh [ID](#)¹³⁶, V. Singhal [ID](#)¹³⁶, T. Sinha [ID](#)¹⁰⁰, B. Sitar [ID](#)¹³, M. Sitta [ID](#)^{134,57}, T.B. Skaali²⁰, G. Skorodumovs [ID](#)⁹⁵, M. Slupecki [ID](#)⁴⁴, N. Smirnov [ID](#)¹³⁹, R.J.M. Snellings [ID](#)⁶⁰, E.H. Solheim [ID](#)²⁰, J. Song [ID](#)¹⁷, C. Sonnabend [ID](#)^{33,98}, F. Soramel [ID](#)²⁸, A.B. Soto-hernandez [ID](#)⁸⁹, R. Spijkers [ID](#)⁸⁵, I. Sputowska [ID](#)¹⁰⁸, J. Staa [ID](#)⁷⁶, J. Stachel [ID](#)⁹⁵, I. Stan [ID](#)⁶⁴, P.J. Steffanic [ID](#)¹²³, S.F. Stiefelmaier [ID](#)⁹⁵, D. Stocco [ID](#)¹⁰⁴, I. Storehaug [ID](#)²⁰, P. Stratmann [ID](#)¹²⁷, S. Strazzi [ID](#)²⁶, A. Sturniolo [ID](#)^{31,54}, C.P. Stylianidis⁸⁵,

A.A.P. Suaide ¹¹¹, C. Suire ¹³², M. Sukhanov ¹⁴², M. Suljic ³³, R. Sultanov ¹⁴², V. Sumberia ⁹², S. Sumowidagdo ⁸³, S. Swain⁶², I. Szarka ¹³, M. Szymkowski ¹³⁷, S.F. Taghavi ⁹⁶, G. Tallepied ⁹⁸, J. Takahashi ¹¹², G.J. Tambave ⁸¹, S. Tang ⁶, Z. Tang ¹²¹, J.D. Tapia Takaki ¹¹⁹, N. Tapus¹¹⁴, L.A. Tarasovicova ¹²⁷, M.G. Tarzila ⁴⁶, G.F. Tassielli ³², A. Tauro ³³, G. Tejada Muñoz ⁴⁵, A. Telesca ³³, L. Terlizzi ²⁵, C. Terrevoli ¹¹⁷, S. Thakur ⁴, D. Thomas ¹⁰⁹, A. Tikhonov ¹⁴², N. Tiltmann ¹²⁷, A.R. Timmins ¹¹⁷, M. Tkacik¹⁰⁷, T. Tkacik ¹⁰⁷, A. Toia ⁶⁵, R. Tokumoto⁹³, K. Tomohiro⁹³, N. Topilskaya ¹⁴², M. Toppi ⁵⁰, T. Tork ¹³², P.V. Torres⁶⁶, V.V. Torres ¹⁰⁴, A.G. Torres Ramos ³², A. Trifiró ^{31,54}, A.S. Triolo ^{33,31,54}, S. Tripathy ⁵², T. Tripathy ⁴⁸, S. Trogolo ³³, V. Trubnikov ³, W.H. Trzaska ¹¹⁸, T.P. Trzcinski ¹³⁷, A. Tumkin ¹⁴², R. Turrisi ⁵⁵, T.S. Tveter ²⁰, K. Ullaland ²¹, B. Ulukutlu ⁹⁶, A. Uras ¹²⁹, G.L. Usai ²³, M. Vala³⁸, N. Valle ²², L.V.R. van Doremalen⁶⁰, M. van Leeuwen ⁸⁵, C.A. van Veen ⁹⁵, R.J.G. van Weelden ⁸⁵, P. Vande Vyvre ³³, D. Varga ⁴⁷, Z. Varga ⁴⁷, M. Vasileiou ⁷⁹, A. Vasiliev ¹⁴², O. Vázquez Doce ⁵⁰, O. Vazquez Rueda ¹¹⁷, V. Vechernin ¹⁴², E. Vercellin ²⁵, S. Vergara Limón⁴⁵, R. Verma⁴⁸, L. Vermunt ⁹⁸, R. Vértesi ⁴⁷, M. Verweij ⁶⁰, L. Vickovic³⁴, Z. Vilakazi¹²⁴, O. Villalobos Baillie ¹⁰¹, A. Villani ²⁴, A. Vinogradov ¹⁴², T. Virgili ²⁹, M.M.O. Virta ¹¹⁸, V. Vislavicius⁷⁶, A. Vodopyanov ¹⁴³, B. Volkel ³³, M.A. Völkl ⁹⁵, K. Voloshin¹⁴², S.A. Voloshin ¹³⁸, G. Volpe ³², B. von Haller ³³, I. Vorobyev ⁹⁶, N. Vozniuk ¹⁴², J. Vrláková ³⁸, J. Wan⁴⁰, C. Wang ⁴⁰, D. Wang⁴⁰, Y. Wang ⁴⁰, Y. Wang ⁶, A. Wegrzynek ³³, F.T. Weiglhofer³⁹, S.C. Wenzel ³³, J.P. Wessels ¹²⁷, J. Wiechula ⁶⁵, J. Wikne ²⁰, G. Wilk ⁸⁰, J. Wilkinson ⁹⁸, G.A. Willems ¹²⁷, B. Windelband ⁹⁵, M. Winn ¹³¹, J.R. Wright ¹⁰⁹, W. Wu⁴⁰, Y. Wu ¹²¹, R. Xu ⁶, A. Yadav ⁴³, A.K. Yadav ¹³⁶, S. Yalcin ⁷³, Y. Yamaguchi ⁹³, S. Yang²¹, S. Yano ⁹³, Z. Yin ⁶, I.-K. Yoo ¹⁷, J.H. Yoon ⁵⁹, H. Yu¹², S. Yuan²¹, A. Yuncu ⁹⁵, V. Zaccolo ²⁴, C. Zampolli ³³, F. Zanone ⁹⁵, N. Zardoshti ³³, A. Zarochentsev ¹⁴², P. Závada ⁶³, N. Zaviyalov¹⁴², M. Zhalov ¹⁴², B. Zhang ⁶, C. Zhang ¹³¹, L. Zhang ⁴⁰, S. Zhang ⁴⁰, X. Zhang ⁶, Y. Zhang¹²¹, Z. Zhang ⁶, M. Zhao ¹⁰, V. Zhrebchevskii ¹⁴², Y. Zhi¹⁰, D. Zhou ⁶, Y. Zhou ⁸⁴, J. Zhu ^{98,6}, Y. Zhu⁶, S.C. Zugravel ⁵⁷, N. Zurlo ^{135,56}

¹ A.I. Alikhanyan National Science Laboratory (Yerevan Physics Institute) Foundation, Yerevan, Armenia

² AGH University of Krakow, Cracow, Poland

³ Bogolyubov Institute for Theoretical Physics, National Academy of Sciences of Ukraine, Kiev, Ukraine

⁴ Bose Institute, Department of Physics and Centre for Astroparticle Physics and Space Science (CAPSS), Kolkata, India

⁵ California Polytechnic State University, San Luis Obispo, California, United States

⁶ Central China Normal University, Wuhan, China

⁷ Centro de Aplicaciones Tecnológicas y Desarrollo Nuclear (CEADEN), Havana, Cuba

⁸ Centro de Investigación y de Estudios Avanzados (CINVESTAV), Mexico City and Mérida, Mexico

⁹ Chicago State University, Chicago, Illinois, United States

¹⁰ China Institute of Atomic Energy, Beijing, China

¹¹ China University of Geosciences, Wuhan, China

¹² Chungbuk National University, Cheongju, Republic of Korea

¹³ Comenius University Bratislava, Faculty of Mathematics, Physics and Informatics, Bratislava, Slovak Republic

¹⁴ COMSATS University Islamabad, Islamabad, Pakistan

- ¹⁵ *Creighton University, Omaha, Nebraska, United States*
- ¹⁶ *Department of Physics, Aligarh Muslim University, Aligarh, India*
- ¹⁷ *Department of Physics, Pusan National University, Pusan, Republic of Korea*
- ¹⁸ *Department of Physics, Sejong University, Seoul, Republic of Korea*
- ¹⁹ *Department of Physics, University of California, Berkeley, California, United States*
- ²⁰ *Department of Physics, University of Oslo, Oslo, Norway*
- ²¹ *Department of Physics and Technology, University of Bergen, Bergen, Norway*
- ²² *Dipartimento di Fisica, Università di Pavia, Pavia, Italy*
- ²³ *Dipartimento di Fisica dell'Università and Sezione INFN, Cagliari, Italy*
- ²⁴ *Dipartimento di Fisica dell'Università and Sezione INFN, Trieste, Italy*
- ²⁵ *Dipartimento di Fisica dell'Università and Sezione INFN, Turin, Italy*
- ²⁶ *Dipartimento di Fisica e Astronomia dell'Università and Sezione INFN, Bologna, Italy*
- ²⁷ *Dipartimento di Fisica e Astronomia dell'Università and Sezione INFN, Catania, Italy*
- ²⁸ *Dipartimento di Fisica e Astronomia dell'Università and Sezione INFN, Padova, Italy*
- ²⁹ *Dipartimento di Fisica 'E.R. Caianiello' dell'Università and Gruppo Collegato INFN, Salerno, Italy*
- ³⁰ *Dipartimento DISAT del Politecnico and Sezione INFN, Turin, Italy*
- ³¹ *Dipartimento di Scienze MIFT, Università di Messina, Messina, Italy*
- ³² *Dipartimento Interateneo di Fisica 'M. Merlin' and Sezione INFN, Bari, Italy*
- ³³ *European Organization for Nuclear Research (CERN), Geneva, Switzerland*
- ³⁴ *Faculty of Electrical Engineering, Mechanical Engineering and Naval Architecture, University of Split, Split, Croatia*
- ³⁵ *Faculty of Engineering and Science, Western Norway University of Applied Sciences, Bergen, Norway*
- ³⁶ *Faculty of Nuclear Sciences and Physical Engineering, Czech Technical University in Prague, Prague, Czech Republic*
- ³⁷ *Faculty of Physics, Sofia University, Sofia, Bulgaria*
- ³⁸ *Faculty of Science, P.J. Šafárik University, Košice, Slovak Republic*
- ³⁹ *Frankfurt Institute for Advanced Studies, Johann Wolfgang Goethe-Universität Frankfurt, Frankfurt, Germany*
- ⁴⁰ *Fudan University, Shanghai, China*
- ⁴¹ *Gangneung-Wonju National University, Gangneung, Republic of Korea*
- ⁴² *Gauhati University, Department of Physics, Guwahati, India*
- ⁴³ *Helmholtz-Institut für Strahlen- und Kernphysik, Rheinische Friedrich-Wilhelms-Universität Bonn, Bonn, Germany*
- ⁴⁴ *Helsinki Institute of Physics (HIP), Helsinki, Finland*
- ⁴⁵ *High Energy Physics Group, Universidad Autónoma de Puebla, Puebla, Mexico*
- ⁴⁶ *Horia Hulubei National Institute of Physics and Nuclear Engineering, Bucharest, Romania*
- ⁴⁷ *HUN-REN Wigner Research Centre for Physics, Budapest, Hungary*
- ⁴⁸ *Indian Institute of Technology Bombay (IIT), Mumbai, India*
- ⁴⁹ *Indian Institute of Technology Indore, Indore, India*
- ⁵⁰ *INFN, Laboratori Nazionali di Frascati, Frascati, Italy*
- ⁵¹ *INFN, Sezione di Bari, Bari, Italy*
- ⁵² *INFN, Sezione di Bologna, Bologna, Italy*
- ⁵³ *INFN, Sezione di Cagliari, Cagliari, Italy*
- ⁵⁴ *INFN, Sezione di Catania, Catania, Italy*
- ⁵⁵ *INFN, Sezione di Padova, Padova, Italy*
- ⁵⁶ *INFN, Sezione di Pavia, Pavia, Italy*
- ⁵⁷ *INFN, Sezione di Torino, Turin, Italy*
- ⁵⁸ *INFN, Sezione di Trieste, Trieste, Italy*
- ⁵⁹ *Inha University, Incheon, Republic of Korea*
- ⁶⁰ *Institute for Gravitational and Subatomic Physics (GRASP), Utrecht University/Nikhef, Utrecht, Netherlands*
- ⁶¹ *Institute of Experimental Physics, Slovak Academy of Sciences, Košice, Slovak Republic*

- ⁶² *Institute of Physics, Homi Bhabha National Institute, Bhubaneswar, India*
- ⁶³ *Institute of Physics of the Czech Academy of Sciences, Prague, Czech Republic*
- ⁶⁴ *Institute of Space Science (ISS), Bucharest, Romania*
- ⁶⁵ *Institut für Kernphysik, Johann Wolfgang Goethe-Universität Frankfurt, Frankfurt, Germany*
- ⁶⁶ *Instituto de Ciencias Nucleares, Universidad Nacional Autónoma de México, Mexico City, Mexico*
- ⁶⁷ *Instituto de Física, Universidade Federal do Rio Grande do Sul (UFRGS), Porto Alegre, Brazil*
- ⁶⁸ *Instituto de Física, Universidad Nacional Autónoma de México, Mexico City, Mexico*
- ⁶⁹ *iThemba LABS, National Research Foundation, Somerset West, South Africa*
- ⁷⁰ *Jeonbuk National University, Jeonju, Republic of Korea*
- ⁷¹ *Johann-Wolfgang-Goethe Universität Frankfurt Institut für Informatik, Fachbereich Informatik und Mathematik, Frankfurt, Germany*
- ⁷² *Korea Institute of Science and Technology Information, Daejeon, Republic of Korea*
- ⁷³ *KTO Karatay University, Konya, Turkey*
- ⁷⁴ *Laboratoire de Physique Subatomique et de Cosmologie, Université Grenoble-Alpes, CNRS-IN2P3, Grenoble, France*
- ⁷⁵ *Lawrence Berkeley National Laboratory, Berkeley, California, United States*
- ⁷⁶ *Lund University Department of Physics, Division of Particle Physics, Lund, Sweden*
- ⁷⁷ *Nagasaki Institute of Applied Science, Nagasaki, Japan*
- ⁷⁸ *Nara Women's University (NWU), Nara, Japan*
- ⁷⁹ *National and Kapodistrian University of Athens, School of Science, Department of Physics, Athens, Greece*
- ⁸⁰ *National Centre for Nuclear Research, Warsaw, Poland*
- ⁸¹ *National Institute of Science Education and Research, Homi Bhabha National Institute, Jatni, India*
- ⁸² *National Nuclear Research Center, Baku, Azerbaijan*
- ⁸³ *National Research and Innovation Agency — BRIN, Jakarta, Indonesia*
- ⁸⁴ *Niels Bohr Institute, University of Copenhagen, Copenhagen, Denmark*
- ⁸⁵ *Nikhef, National institute for subatomic physics, Amsterdam, Netherlands*
- ⁸⁶ *Nuclear Physics Group, STFC Daresbury Laboratory, Daresbury, United Kingdom*
- ⁸⁷ *Nuclear Physics Institute of the Czech Academy of Sciences, Husinec-Řež, Czech Republic*
- ⁸⁸ *Oak Ridge National Laboratory, Oak Ridge, Tennessee, United States*
- ⁸⁹ *Ohio State University, Columbus, Ohio, United States*
- ⁹⁰ *Physics department, Faculty of science, University of Zagreb, Zagreb, Croatia*
- ⁹¹ *Physics Department, Panjab University, Chandigarh, India*
- ⁹² *Physics Department, University of Jammu, Jammu, India*
- ⁹³ *Physics Program and International Institute for Sustainability with Knotted Chiral Meta Matter (SKCM2), Hiroshima University, Hiroshima, Japan*
- ⁹⁴ *Physikalisches Institut, Eberhard-Karls-Universität Tübingen, Tübingen, Germany*
- ⁹⁵ *Physikalisches Institut, Ruprecht-Karls-Universität Heidelberg, Heidelberg, Germany*
- ⁹⁶ *Physik Department, Technische Universität München, Munich, Germany*
- ⁹⁷ *Politecnico di Bari and Sezione INFN, Bari, Italy*
- ⁹⁸ *Research Division and ExtreMe Matter Institute EMMI, GSI Helmholtzzentrum für Schwerionenforschung GmbH, Darmstadt, Germany*
- ⁹⁹ *Saga University, Saga, Japan*
- ¹⁰⁰ *Saha Institute of Nuclear Physics, Homi Bhabha National Institute, Kolkata, India*
- ¹⁰¹ *School of Physics and Astronomy, University of Birmingham, Birmingham, United Kingdom*
- ¹⁰² *Sección Física, Departamento de Ciencias, Pontificia Universidad Católica del Perú, Lima, Peru*
- ¹⁰³ *Stefan Meyer Institut für Subatomare Physik (SMI), Vienna, Austria*
- ¹⁰⁴ *SUBATECH, IMT Atlantique, Nantes Université, CNRS-IN2P3, Nantes, France*
- ¹⁰⁵ *Sungkyunkwan University, Suwon City, Republic of Korea*
- ¹⁰⁶ *Suranaree University of Technology, Nakhon Ratchasima, Thailand*
- ¹⁰⁷ *Technical University of Košice, Košice, Slovak Republic*
- ¹⁰⁸ *The Henryk Niewodniczanski Institute of Nuclear Physics, Polish Academy of Sciences, Cracow, Poland*

- ¹⁰⁹ *The University of Texas at Austin, Austin, Texas, United States*
- ¹¹⁰ *Universidad Autónoma de Sinaloa, Culiacán, Mexico*
- ¹¹¹ *Universidade de São Paulo (USP), São Paulo, Brazil*
- ¹¹² *Universidade Estadual de Campinas (UNICAMP), Campinas, Brazil*
- ¹¹³ *Universidade Federal do ABC, Santo Andre, Brazil*
- ¹¹⁴ *Universitatea Nationala de Stiinta si Tehnologie Politehnica Bucuresti, Bucharest, Romania*
- ¹¹⁵ *University of Cape Town, Cape Town, South Africa*
- ¹¹⁶ *University of Derby, Derby, United Kingdom*
- ¹¹⁷ *University of Houston, Houston, Texas, United States*
- ¹¹⁸ *University of Jyväskylä, Jyväskylä, Finland*
- ¹¹⁹ *University of Kansas, Lawrence, Kansas, United States*
- ¹²⁰ *University of Liverpool, Liverpool, United Kingdom*
- ¹²¹ *University of Science and Technology of China, Hefei, China*
- ¹²² *University of South-Eastern Norway, Kongsberg, Norway*
- ¹²³ *University of Tennessee, Knoxville, Tennessee, United States*
- ¹²⁴ *University of the Witwatersrand, Johannesburg, South Africa*
- ¹²⁵ *University of Tokyo, Tokyo, Japan*
- ¹²⁶ *University of Tsukuba, Tsukuba, Japan*
- ¹²⁷ *Universität Münster, Institut für Kernphysik, Münster, Germany*
- ¹²⁸ *Université Clermont Auvergne, CNRS/IN2P3, LPC, Clermont-Ferrand, France*
- ¹²⁹ *Université de Lyon, CNRS/IN2P3, Institut de Physique des 2 Infinis de Lyon, Lyon, France*
- ¹³⁰ *Université de Strasbourg, CNRS, IPHC UMR 7178, F-67000 Strasbourg, France, Strasbourg, France*
- ¹³¹ *Université Paris-Saclay, Centre d'Etudes de Saclay (CEA), IRFU, Département de Physique Nucléaire (DPhN), Saclay, France*
- ¹³² *Université Paris-Saclay, CNRS/IN2P3, IJCLab, Orsay, France*
- ¹³³ *Università degli Studi di Foggia, Foggia, Italy*
- ¹³⁴ *Università del Piemonte Orientale, Vercelli, Italy*
- ¹³⁵ *Università di Brescia, Brescia, Italy*
- ¹³⁶ *Variable Energy Cyclotron Centre, Homi Bhabha National Institute, Kolkata, India*
- ¹³⁷ *Warsaw University of Technology, Warsaw, Poland*
- ¹³⁸ *Wayne State University, Detroit, Michigan, United States*
- ¹³⁹ *Yale University, New Haven, Connecticut, United States*
- ¹⁴⁰ *Yonsei University, Seoul, Republic of Korea*
- ¹⁴¹ *Zentrum für Technologie und Transfer (ZTT), Worms, Germany*
- ¹⁴² *Affiliated with an institute covered by a cooperation agreement with CERN*
- ¹⁴³ *Affiliated with an international laboratory covered by a cooperation agreement with CERN.*

^I *Deceased*

^{II} *Also at: Max-Planck-Institut für Physik, Munich, Germany*

^{III} *Also at: Italian National Agency for New Technologies, Energy and Sustainable Economic Development (ENEA), Bologna, Italy*

^{IV} *Also at: Dipartimento DET del Politecnico di Torino, Turin, Italy*

^V *Also at: Department of Applied Physics, Aligarh Muslim University, Aligarh, India*

^{VI} *Also at: Institute of Theoretical Physics, University of Wrocław, Poland*

^{VII} *Also at: An institution covered by a cooperation agreement with CERN*