

SUPG-stabilized stabilization-free VEM: a numerical investigation

Original

SUPG-stabilized stabilization-free VEM: a numerical investigation / Borio, A., Busetto, M., Marcon, F.. - In: MATHEMATICS IN ENGINEERING. - ISSN 2640-3501. - 6:1(2024), pp. 173-191. [10.3934/mine.2024008]

Availability:

This version is available at: 11583/2986521 since: 2024-03-04T07:51:02Z

Publisher:

AIMS Press

Published

DOI:10.3934/mine.2024008

Terms of use:

This article is made available under terms and conditions as specified in the corresponding bibliographic description in the repository

Publisher copyright

(Article begins on next page)



Research article

SUPG-stabilized stabilization-free VEM: a numerical investigation[†]

Andrea Borio¹, Martina Busetto^{1,2} and Francesca Marcon^{1,*}

¹ Dipartimento di Scienze Matematiche, Politecnico di Torino, Torino 10129, Italy

² ABB Switzerland, Corporate Research, 5405 Baden-Dättwil, Switzerland

[†] **This contribution is part of the Special Issue:** Advancements in Polytopal Element Methods

Guest Editors: Michele Botti; Franco Dassi; Lorenzo Mascotto; Ilario Mazzieri

Link: www.aimspress.com/mine/article/6538/special-articles

* **Correspondence:** Email: francesca.marcon@polito.it

Abstract: We numerically investigate the possibility of defining Stabilization-Free Virtual Element discretizations—i.e., Virtual Element Method discretizations without an additional non-polynomial non-operator-preserving stabilization term—of advection-diffusion problems in the advection-dominated regime, considering a Streamline Upwind Petrov-Galerkin stabilized formulation of the scheme. We present numerical tests that assess the robustness of the proposed scheme and compare it with a standard Virtual Element Method.

Keywords: Virtual Element Methods; stabilization; Streamline Upwind Petrov-Galerkin; advection-diffusion; numerical tests

1. Introduction

The development of numerical methods for the solution of partial differential equations exploiting general polygonal or polyhedral meshes has been a topic of great interest in later years. Among the many families of schemes developed in this context [1–5], this paper considers Virtual Element Methods (VEM).

Since the seminal papers [6–9], VEM have been applied to many problems in which polytopal meshes can be exploited in order to better handle the geometrical complexities of the computational domain. A brief, not exhaustive, list of papers is [10–19]. Virtual element schemes are based on the definition of locally computable polynomial projections that are involved in the discrete bilinear forms. These forms consist of the sum of two terms: a singular one that is consistent on polynomials and a stabilizing one that ensures coercivity. In the literature, the arbitrary nature of the stabilization term remains an issue to be investigated. Indeed, it has been shown that it can cause problems in many

theoretical and numerical contexts. For instance, the isotropic nature of the stabilization can become an issue when devising Streamline Upwind Petrov-Galerkin (SUPG) stabilizations [20, 21].

In the context of the theoretical development of a VEM scheme that does not require a stabilization term, Stabilization-Free Virtual Elements Methods (SFVEM) have been recently introduced in [22, 23], for the lowest order primal and mixed discretizations of the Poisson equation. The key idea of the proposed method is to define self-stabilized bilinear forms, exploiting only higher order polynomial projections. The theoretical study of this method is an ongoing investigation, however some tests on highly anisotropic problems show that this new approach is able to overcome some issues of standard VEM related to the isotropic nature of the stabilization [24, 25]. Moreover, this approach has been successfully applied to linear and non-linear elasticity problems in [26–29]. The aim of this paper is to numerically investigate the SFVEM in the context of the SUPG formulation of advection-diffusion problems in the advection-dominated regime.

The outline of the paper is as follows: In Section 2 we present the advection-diffusion model problem. In Section 3 we define the numerical scheme. In Section 4 we discuss the well-posedness of the discrete problem. Section 5 is devoted to a priori error estimates. Finally, in Section 6 we present some numerical results that assess the behaviour of the proposed method, also comparing it to standard SUPG-stabilized VEM schemes.

In the following, $(\cdot, \cdot)_\omega$ denotes the $L^2(\omega)$ -scalar product, $\|\cdot\|_\omega$ denotes the corresponding norm, and $\|\cdot\|_{m,\omega}$ and $|\cdot|_{m,\omega}$ denote the $H^m(\omega)$ norm and semi-norm.

2. Model problem

Let $\Omega \subset \mathbb{R}^2$ be a bounded open set. We consider the following advection-diffusion model problem: find u such that

$$\begin{cases} -\varepsilon \Delta u + \beta \cdot \nabla u = f & \text{in } \Omega, \\ u = 0 & \text{on } \partial\Omega, \end{cases} \quad (2.1)$$

where $\varepsilon > 0$ is a positive real number and we assume that $\beta \in [L^\infty(\Omega)]^2$, $\nabla \cdot \beta = 0$, and $f \in L^2(\Omega)$. Moreover, we define the bilinear form $B: H_0^1(\Omega) \times H_0^1(\Omega) \rightarrow \mathbb{R}$ and the operator $F: L^2(\Omega) \rightarrow \mathbb{R}$ such that

$$\begin{aligned} B(w, v) &= (\varepsilon \nabla w, \nabla v)_\Omega + (\beta \cdot \nabla w, v)_\Omega, \quad \forall w, v \in H_0^1(\Omega), \\ F(v) &= (f, v)_\Omega, \quad \forall v \in L^2(\Omega). \end{aligned}$$

Then, the variational formulation of (2.1) reads as follows: find $u \in H_0^1(\Omega)$ such that

$$B(u, v) = F(v), \quad \forall v \in H_0^1(\Omega). \quad (2.2)$$

It is a standard result that the above problem (2.2) is well-posed under the above regularity assumptions on the data. In the following, we consider homogeneous Dirichlet boundary conditions, but more general boundary conditions can be considered and will be considered in the numerical tests. Finally, for any open set $\omega \subseteq \Omega$, we define:

$$\beta_\omega = \sup_{v \in [L^2(\omega)]^2} \frac{\|\beta \cdot v\|_\omega}{\|v\|_\omega}.$$

3. Problem discretization

This section is devoted to the discretization of (2.2) using an enlarged enhancement Virtual Element space. The discretization defined here was introduced in [24].

3.1. Discrete space

Let \mathcal{M}_h be a polygonal mesh of Ω . Let h_E denote the diameter of $E \in \mathcal{M}_h$, and let $h = \max_{E \in \mathcal{M}_h} h_E$ be the mesh parameter. We make the following mesh assumptions [6, 9]: There exists a constant $\kappa > 0$ independent of h such that, for any polygon $E \in \mathcal{M}_h$, if \mathcal{E}_h^E denotes the set of edges of E ,

- (1) E is star-shaped with respect to a ball of radius $\rho \geq \kappa h_E$;
- (2) $\forall e \in \mathcal{E}_h^E, |e| \geq \kappa h_E$, where $|e|$ denotes the length of e .

For each $E \in \mathcal{M}_h$, let $\mathbb{P}_n(E)$ be the space of polynomials of degree at most n , for any $n \in \mathbb{N}$. As a basis of $\mathbb{P}_n(E)$, we choose the following set of scaled monomials:

$$\mathcal{M}_n(E) = \left\{ m_\alpha : \mathbb{R}^2 \rightarrow \mathbb{R} \text{ such that } m_\alpha(x, y) = \frac{(x - x_E)^{\alpha_1} (y - y_E)^{\alpha_2}}{h_E}, 0 \leq |\alpha| = \alpha_1 + \alpha_2 \leq n \right\},$$

where (x_E, y_E) is the center with respect to which E is star-shaped. Moreover, let us define

$$\mathcal{M}_{n,t}(E) = \{m_\alpha \in \mathcal{M}_n(E) : |\alpha| > t\} \subset \mathcal{M}_n(E), \quad \forall t < n.$$

Let $\Pi_n^{\nabla, E} : H^1(E) \rightarrow \mathbb{P}_n(E)$ be the projection operator such that, $\forall v \in H^1(E)$,

$$\begin{cases} \left(\nabla \Pi_n^{\nabla, E} v, \nabla p \right)_E = (\nabla v, \nabla p)_E, & \forall p \in \mathbb{P}_n(E), \\ \int_{\partial E} \Pi_n^{\nabla, E} v = \int_{\partial E} v, & \text{if } k = 1, \\ \int_E \Pi_n^{\nabla, E} v = \int_E v, & \text{if } k > 1. \end{cases} \quad (3.1)$$

Then, given $\ell_E \in \mathbb{N}$ we introduce the enlarged enhancement VEM discrete space:

$$V_{k, \ell_E}^E = \left\{ v \in H^1(E) : \Delta v \in \mathbb{P}_{k+\ell_E}(E), \gamma_{\partial E}(v) \in C^0(\partial E), \gamma_e(v) \in \mathbb{P}_k(e), \forall e \in \mathcal{E}_h^E, \right. \\ \left. (v, p)_E = \left(\Pi_k^{\nabla, E} v, p \right)_E, \forall p \in \mathbb{P}_{k+\ell_E, k-2}(E) \right\}, \quad (3.2)$$

where γ denotes the trace operator and

$$\mathbb{P}_{k+\ell_E, k-2}(E) = \text{span } \mathcal{M}_{k+\ell_E, k-2}(E).$$

Remark 3.1. The space $V_{k,0}^E$ is the standard VEM space used in [9, 20].

Notice that, $\forall \ell_E$, a possible set of degrees of freedom of V_{k, ℓ_E}^E is the one used for standard VEM spaces (see e.g., [9, 20]), that is, for any $v_h \in V_{k, \ell_E}^E$,

- (1) the values of v_h at the vertices of E ;
- (2) for each $e \in \mathcal{E}_h^E$, the values of v_h at $k-1$ points internal to e ;
- (3) the scaled moments $\frac{1}{|E|} (v_h, m_\alpha)_E, \forall m_\alpha \in \mathcal{M}_{k-2}(E)$.

3.2. Discrete problem

This section is devoted to define the SUPG-stabilized discrete formulation of (2.2), following [20]. Let $E \in \mathcal{M}_h$ be given. If $k > 1$, let \tilde{C}_k be the largest constant, independent of h_E , such that

$$\tilde{C}_k h_E^2 \|\Delta p\|_E^2 \leq \|\nabla p\|_E^2, \quad \forall p \in \mathbb{P}_k(E), \quad (3.3)$$

where \tilde{C}_k depends on the constant κ appearing in the mesh assumptions, and on the degree k (see e.g., [30]). The *Péclet* number associated to E is defined as

$$\text{Pe}_E = m_k \frac{\beta_E h_E}{\varepsilon}, \quad m_k = \begin{cases} \frac{1}{3}, & \text{if } k = 1, \\ 2\tilde{C}_k, & \text{if } k > 1. \end{cases}$$

Following the standard SUPG approach [31], for any $E \in \mathcal{M}_h$ let the parameter τ_E be given, such that

$$\tau_E = \frac{h_E}{2\beta_E} \min \{1, \text{Pe}_E\}. \quad (3.4)$$

To define the SUPG formulation of the problem, we introduce the space

$$\mathbf{H}_{\text{loc}}^{1,\Delta}(\mathcal{M}_h) = \left\{ v \in \mathbf{H}_0^1(\Omega) : \Delta v \in L^2(E), \quad \forall E \in \mathcal{M}_h \right\},$$

and $\forall E \in \mathcal{M}_h$, the bilinear form $\mathcal{B}^E : \mathbf{H}_{\text{loc}}^{1,\Delta}(\mathcal{M}_h) \times \mathbf{H}_0^1(\Omega) \rightarrow \mathbb{R}$ such that, $\forall w \in \mathbf{H}_{\text{loc}}^{1,\Delta}(\mathcal{M}_h)$, $\forall v \in \mathbf{H}_0^1(\Omega)$,

$$\mathcal{B}^E(w, v) = a^E(w, v) + b^E(w, v) + d^E(w, v),$$

where

$$\begin{aligned} a^E(w, v) &= (\varepsilon \nabla w, \nabla v)_E + \tau_E (\beta \cdot \nabla w, \beta \cdot \nabla v)_E, \\ b^E(w, v) &= (\beta \cdot \nabla w, v)_E, \\ d^E(w, v) &= -\tau_E (\varepsilon \Delta w, \beta \cdot \nabla v)_E. \end{aligned}$$

Moreover, we introduce the operator $\mathcal{F}^E : \mathbf{H}^1(E) \rightarrow \mathbb{R}$ such that

$$\mathcal{F}^E(v) = (f, v + \tau_E \beta \cdot \nabla v)_E, \quad \forall v \in \mathbf{H}^1(E).$$

The above operators are not computable from the degrees of freedom for functions in V_{k,ℓ_E}^E . For this reason, we define discrete bilinear forms involving polynomial projections. For a given $n \in \mathbb{N}$ let $\Pi_n^{0,E} : [L^2(E)]^2 \rightarrow [\mathbb{P}_n(E)]^2$ denotes the element-wise $L^2(E)$ projection onto $\mathbb{P}_n(E)$ and let

$$\begin{aligned} a_h^E(w, v) &= \left(\varepsilon \Pi_{k+\ell_E-1}^{0,E} \nabla w, \Pi_{k+\ell_E-1}^{0,E} \nabla v \right)_E + \tau_E \left(\beta \cdot \Pi_{k+\ell_E-1}^{0,E} \nabla w, \beta \cdot \Pi_{k+\ell_E-1}^{0,E} \nabla v \right)_E, \\ b_h^E(w, v) &= \left(\beta \cdot \Pi_{k-1}^{0,E} \nabla w, \Pi_{k-1}^{0,E} v \right)_E, \\ d_h^E(w, v) &= -\tau_E \left(\varepsilon \nabla \cdot \left(\Pi_{k-1}^{0,E} \nabla w \right), \beta \cdot \Pi_{k+\ell_E-1}^{0,E} \nabla v \right)_E. \end{aligned}$$

Remark 3.2. Notice that, contrarily to standard VEM SUPG formulations (cf. [20, 21]), here we do not require an additional non-polynomial stabilization term in the bilinear form a_h^E . The choice of the parameter ℓ_E is done in order to guarantee coercivity of a_h^E , as detailed in the next section.

Finally, to state our discrete problem, we define the bilinear form $\mathcal{B}_h^E : \mathbf{H}_{\text{loc}}^{1,\Delta}(\mathcal{M}_h) \times \mathbf{H}_0^1(\Omega) \rightarrow \mathbb{R}$ such that, $\forall w \in \mathbf{H}_{\text{loc}}^{1,\Delta}(\mathcal{M}_h)$, $\forall v \in \mathbf{H}_0^1(\Omega)$,

$$\mathcal{B}_h^E(w, v) = a_h^E(w, v) + b_h^E(w, v) + d_h^E(w, v),$$

and the operator $\mathcal{F}_h^E : \mathbf{H}^1(E) \rightarrow \mathbb{R}$ such that

$$\mathcal{F}_h^E(v) = \left(f, \Pi_{k-1}^{0,E} v + \tau_E \beta \cdot \Pi_{k+\ell_E-1}^{0,E} \nabla v \right)_E, \quad \forall v \in \mathbf{H}^1(E).$$

Then, given

$$V_{k,\ell} = \left\{ v \in \mathbf{H}_0^1(\Omega) : v \in V_{k,\ell_E}^E, \forall E \in \mathcal{M}_h \right\},$$

our discretization of (2.2) reads: find $u_h \in V_{k,\ell}$ such that

$$\sum_{E \in \mathcal{M}_h} \mathcal{B}_h^E(u_h, v_h) = \sum_{E \in \mathcal{M}_h} \mathcal{F}_h^E(v_h), \quad \forall v_h \in V_{k,\ell}. \quad (3.5)$$

4. Well-posedness

The aim of this section is to discuss the key points needed for the well-posedness of (3.5). It is currently an open problem to identify a robust criterium to choose ℓ_E for any kind of polygon, in such a way that a_h^E is coercive. Thus, we assume that there exists at least a good choice of ℓ_E for each type of polygon and in Section 6 we perform a numerical investigation of it.

Assumption 4.1. *We assume that, $\forall k \geq 1 \exists \ell_E$ such that $\exists \alpha > 0$ independent of h_E satisfying*

$$\left\| \Pi_{k+\ell_E-1}^{0,E} \nabla v_h \right\|_E^2 \geq \alpha \left\| \nabla v_h \right\|_E^2, \quad \forall v_h \in V_{k,\ell_E}^E. \quad (4.1)$$

From now on, we set ℓ_E as the smallest integer satisfying Assumption 4.1. With this choice, we define the following VEM-SUPG norm:

$$\| \| v_h \| \|^2 = \sum_{E \in \mathcal{M}_h} a_h^E(v_h, v_h), \quad \forall v_h \in V_{k,\ell}.$$

Then, we can prove the following well-posedness result.

Theorem 4.1. *Under Assumption 4.1, we have, $\forall E \in \mathcal{M}_h$ and for h sufficiently small,*

$$\exists C > 0 : \sum_{E \in \mathcal{M}_h} \mathcal{B}_h^E(v_h, v_h) \geq C \| \| v_h \| \|^2, \quad \forall v_h \in V_{k,\ell}.$$

Proof. Let $v_h \in V_{k,\ell}$ be given. First, exploiting the definition of τ_E in (3.4), the inverse inequality (3.3) and Young inequalities, we get

$$\begin{aligned} \left| d_h^E(v_h, v_h) \right| &= \tau_E \left| \left(\varepsilon \nabla \cdot \left(\Pi_{k-1}^{0,E} \nabla v_h \right), \beta \cdot \Pi_{k+\ell_E-1}^{0,E} \nabla v_h \right)_E \right| \\ &\leq \frac{m_k h_E^2}{4\varepsilon} \left\| \varepsilon \nabla \cdot \left(\Pi_{k-1}^{0,E} \nabla v_h \right) \right\|_E^2 + \frac{\tau_E}{2} \left\| \beta \cdot \Pi_{k+\ell_E-1}^{0,E} \nabla v_h \right\|_E^2 \end{aligned}$$

$$\begin{aligned}
&\leq \frac{1}{2\varepsilon} \|\varepsilon \Pi_{k-1}^{0,E} \nabla v_h\|_E^2 + \frac{\tau_E}{2} \|\beta \cdot \Pi_{k+\ell_E-1}^{0,E} \nabla v_h\|_E^2 \\
&\leq \frac{\varepsilon}{2} \|\Pi_{k-1}^{0,E} \nabla v_h\|_E^2 + \frac{\tau_E}{2} \|\beta \cdot \Pi_{k+\ell_E-1}^{0,E} \nabla v_h\|_E^2 \\
&\leq \frac{\varepsilon}{2} \|\Pi_{k+\ell_E-1}^{0,E} \nabla v_h\|_E^2 + \frac{\tau_E}{2} \|\beta \cdot \Pi_{k+\ell_E-1}^{0,E} \nabla v_h\|_E^2 \\
&= \frac{1}{2} a_h^E(v_h, v_h).
\end{aligned}$$

Thus, it follows

$$a_h^E(v_h, v_h) + d_h^E(v_h, v_h) \geq \frac{1}{2} a_h^E(v_h, v_h) = \frac{1}{2} \|v_h\|_E^2. \quad (4.2)$$

Moreover, since $b(v_h, v_h) = 0$, we get

$$\begin{aligned}
\left| \sum_{E \in \mathcal{M}_h} b_h^E(v_h, v_h) \right| &= \left| \sum_{E \in \mathcal{M}_h} (\beta \cdot \Pi_{k-1}^{0,E} \nabla v_h, \Pi_{k-1}^{0,E} v_h)_E \right| \\
&= \left| \sum_{E \in \mathcal{M}_h} (\Pi_{k-1}^{0,E} (\beta \cdot \Pi_{k-1}^{0,E} \nabla v_h), v_h)_E \right| \\
&= \left| \sum_{E \in \mathcal{M}_h} (\Pi_{k-1}^{0,E} (\beta \cdot \Pi_{k-1}^{0,E} \nabla v_h) - \beta \cdot \nabla v_h, v_h)_E \right| \\
&= \left| \sum_{E \in \mathcal{M}_h} (\beta \cdot \Pi_{k-1}^{0,E} \nabla v_h - \beta \cdot \nabla v_h, \Pi_{k-1}^{0,E} v_h - v_h)_E \right| \\
&\leq \sum_{E \in \mathcal{M}_h} \|\beta \cdot (\Pi_{k-1}^{0,E} \nabla v_h - \nabla v_h)\|_E \|\Pi_{k-1}^{0,E} v_h - v_h\|_E \\
&\leq C_{\varepsilon\beta} \sum_{E \in \mathcal{M}_h} h_E \|v_h\|_E^2,
\end{aligned}$$

where $C_{\varepsilon\beta}$ depends in particular on the problem data and the equivalence constant in (4.1). Collecting the latest estimate and (4.2), we get the thesis:

$$\sum_{E \in \mathcal{M}_h} \mathcal{B}_h^E(v_h, v_h) \geq \left(\frac{1}{2} - C_{\varepsilon\beta} h \right) \|v_h\|_E^2.$$

□

Notice that the above result is analogous to the one obtained in [20] in the case of standard VEM. Other choices are possible to discretize the transport term (see [32]), and they would lead to a similar well-posedness results.

5. Error analysis

In this section we address the a priori error analysis of the proposed scheme, under Assumption 4.1. The analysis follows the techniques already used to prove a priori estimates for standard VEM schemes [9, 20, 32].

We provide some details on the interpolation properties of the considered space, since it is a slight modification of the classical VEM spaces, due to the enlarged enhancement property of V_{k,ℓ_E}^E . The proof follows the one in [33] for the interpolation on standard VEM spaces. First, we prove an auxiliary result, introducing an inverse inequality in V_{k,ℓ_E}^E .

Lemma 5.1. *Let $E \in \mathcal{M}_h$ and let $w \in H^1(E)$ such that $\Delta w \in \mathbb{P}_{k+\ell_E}(E)$, for some chosen $\ell_E \geq 0$. Then, there exists a constant C_I such that*

$$\|\Delta w\|_E \leq C_I h_E^{-1} \|\nabla w\|_E. \quad (5.1)$$

The constant C_I depends on k , ℓ_E and on the mesh regularity parameter κ .

Proof. First, let $p \in \mathbb{P}_{k+\ell_E}(E)$. Then, let $\psi_E \in H_0^1(E)$ be a bubble function defined on a regular sub-triangulation of E (see [33]), such that $1 \geq \psi_E \geq 0$. Then, since $\psi_E p \in H_0^1(E)$,

$$\|p\|_{H^{-1}(E)} = \sup_{v \in H_0^1(E)} \frac{(p, v)_E}{\|\nabla v\|_E} \geq \frac{(\psi_E, p^2)_E}{\|\nabla(\psi_E p)\|_E} \geq C_B \frac{\|p\|_E^2}{h_E^{-1} \|p\|_E} = C_B h_E \|p\|_E,$$

where we use the fact that, since ψ_E is non-negative and bounded, $\sqrt{(\psi_E, p^2)_E}$ is a norm on $\mathbb{P}_{k+\ell_E}(E)$, and thus equivalent to $\|p\|_E$. Similarly, since $\psi_E \in H_0^1(E)$, $\|\nabla(\psi_E p)\|_E$ is a norm on $\mathbb{P}_{k+\ell_E}(E)$, and standard scaling arguments provide the weight h_E^{-1} . It follows that C_B depends on k , ℓ_E and on the shape regularity of E . Taking $p = \Delta w$ in the above result and applying Green's theorem and a Cauchy-Schwarz inequality, we conclude, defining $C_I = C_B^{-1}$,

$$\begin{aligned} \|\Delta w\|_E &\leq C_I h_E^{-1} \sup_{v \in H_0^1(E)} \frac{(\Delta w, v)_E}{\|\nabla v\|_E} = C_I h_E^{-1} \sup_{v \in H_0^1(E)} \frac{(-\nabla w, \nabla v)_E}{\|\nabla v\|_E} \\ &\leq C_I h_E^{-1} \|\nabla w\|_E. \end{aligned}$$

□

Theorem 5.1. *Let $u \in H^s(\Omega)$, $1 \leq s \leq k+1$. Let $\ell_E \in \mathbb{N}$ be given $\forall E \in \mathcal{M}_h$. There $\exists u_I \in V_{k,\ell}$ such that*

$$\exists C > 0: \|u - u_I\|_\Omega + h \|\nabla(u - u_I)\|_\Omega \leq Ch^s |u|_{s,\Omega}. \quad (5.2)$$

Proof. Following [33], let \mathcal{T}_h be the sub-triangulation of \mathcal{M}_h obtained as the union of local sub-triangulations of each polygon $E \in \mathcal{M}_h$, linking each vertex to the center of the ball with respect to which E is star-shaped. \mathcal{T}_h inherits the shape-regularity of \mathcal{M}_h . Let $u_C \in \mathbb{P}_k(\mathcal{T}_h)$ be the piecewise polynomial Clément interpolant of u over \mathcal{T}_h . It holds true that (see [34, Theorem 1])

$$|u - u_C|_{m,\Omega} \leq C_{Cl,k} h^{s-m} |u|_s \quad m \leq s, \quad (5.3)$$

where $C_{Cl,k}$ depends on the shape-regularity of \mathcal{M}_h and the order k . Let $w_I \in H^1(\Omega)$ be the function that solves, $\forall E \in \mathcal{M}_h$,

$$\begin{cases} -\Delta w_I = -\Delta \Pi_k^{0,E} u_C, & \text{in } E, \\ w_I = u_C, & \text{on } \partial E. \end{cases} \quad (5.4)$$

By the definition of w_I we have that, $\forall E \in \mathcal{M}_h$, $\Pi_k^{0,E} u_C - w_I$ solves the following problem:

$$\begin{cases} -\Delta(\Pi_k^{0,E} u_C - w_I) = 0, & \text{in } E, \\ \Pi_k^{0,E} u_C - w_I = \Pi_k^{0,E} u_C - u_C, & \text{on } \partial E. \end{cases}$$

It follows that

$$\|\nabla(\Pi_k^{0,E} u_C - w_I)\|_E = \inf\{\|\nabla z\|_E, z \in \mathbf{H}^1(E): \gamma_{\partial E}(z) = \Pi_k^{0,E} u_C - u_C\} \leq \|\nabla(\Pi_k^{0,E} u_C - u_C)\|_E,$$

which implies, exploiting the continuity of the operator $\Pi_k^{0,E}$ and (5.3),

$$\begin{aligned} \|\nabla(u_C - w_I)\|_E &\leq \|\nabla(u_C - \Pi_k^{0,E} u_C)\|_E + \|\nabla(\Pi_k^{0,E} u_C - w_I)\|_E \\ &\leq 2 \|\nabla(\Pi_k^{0,E} u_C - u_C)\|_E \\ &\leq 2C_{\Pi,k} \|\nabla u_C\|_E \\ &\leq 2C_{\Pi,k} C_{Cl,k} \|\nabla u\|_E, \end{aligned} \quad (5.5)$$

where $C_{\Pi,k}$ depends on the shape-regularity of E and the order k . We define $u_I \in V_{k,\ell}$ such that $\forall E \in \mathcal{M}_h$

$$\gamma_e(u_I) = \gamma_e(w_I), \quad \forall e \in \partial E, \quad (5.6)$$

$$(u_I - w_I, p)_E = 0, \quad \forall p \in \mathbb{P}_{k-2}(E), \quad (5.7)$$

$$(u_I - \Pi_k^{\nabla,E} w_I, p)_E = 0, \quad \forall p \in \mathbb{P}_{k+\ell_E, k-2}(E). \quad (5.8)$$

Notice that applying Green's theorem we get from (5.6) and (5.7) that $\Pi_k^{\nabla,E} u_I = \Pi_k^{\nabla,E} w_I$. Thus (5.8) implies

$$(u_I - \Pi_k^{\nabla,E} u_I, p)_E = 0, \quad \forall p \in \mathbb{P}_{k+\ell_E, k-2}(E). \quad (5.9)$$

We now prove (5.2) for u_I . Concerning $\mathbf{H}^1(\Omega)$ -seminorm of $u - u_I$, recalling (5.3) we get

$$\begin{aligned} \|\nabla(u - u_I)\|_{\Omega} &\leq \|\nabla(u - u_C)\|_{\Omega} + \|\nabla(u_C - u_I)\|_{\Omega} \\ &\leq C_{Cl,k} h^{s-1} |u|_{s,\Omega} + \left(\sum_{E \in \mathcal{M}_h} \|\nabla(u_C - u_I)\|_E^2 \right)^{\frac{1}{2}}. \end{aligned}$$

Moreover, from the definition of w_I (5.4) and the definition of u_I (5.6) we get $\gamma_e(u_C) = \gamma_e(w_I) = \gamma_e(u_I)$ for each edge e of \mathcal{M}_h . Thus,

$$u_C - u_I \in \mathbf{H}_0^1(E), \quad \forall E \in \mathcal{M}_h.$$

We can thus estimate the $L^2(\Omega)$ -norm of $u - u_I$ as follows:

$$\begin{aligned} \|u - u_I\|_{\Omega} &\leq \|u - u_C\|_{\Omega} + \|u_C - u_I\|_{\Omega} \\ &\leq C_{Cl,k} h^s |u|_{s,\Omega} + h \left(\sum_{E \in \mathcal{M}_h} C_{p,E} \|\nabla(u_C - u_I)\|_E^2 \right)^{\frac{1}{2}}, \end{aligned} \quad (5.10)$$

where $C_{p,E}$ depends on the shape-regularity of E . We now focus on estimating $\|\nabla(u_C - u_I)\|_E \forall E \in \mathcal{M}_h$. Applying (5.5) we get

$$\begin{aligned} \|\nabla(u_C - u_I)\|_E &\leq \|\nabla(u_C - w_I)\|_E + \|\nabla(w_I - u_I)\|_E \\ &\leq 2C_{\Pi,k} C_{Cl,k} \|\nabla u\|_E + \|\nabla(w_I - u_I)\|_E. \end{aligned} \quad (5.11)$$

Finally, the last term can be bounded applying Green's theorem (recall that $w_I - u_I \in H_0^1(E)$), (5.7), (5.9), the fact that $\Pi_k^{\nabla,E} u_I = \Pi_k^{\nabla,E} w_I$, a Cauchy-Schwarz inequality, the approximation properties of polynomial projections, (5.5) and the inverse inequality (5.1) we get

$$\begin{aligned} \|\nabla(w_I - u_I)\|_E^2 &= -(\Delta(w_I - u_I), w_I - u_I)_E \\ &= -\left(\Delta(w_I - u_I) - \Pi_{k-2}^{0,E}(\Delta(w_I - u_I)), w_I - u_I\right)_E \\ &= -\left(\Delta(w_I - u_I) - \Pi_{k-2}^{0,E}(\Delta(w_I - u_I)), w_I - \Pi_k^{\nabla,E} u_I\right)_E \\ &= -\left(\Delta(w_I - u_I) - \Pi_{k-2}^{0,E}(\Delta(w_I - u_I)), w_I - \Pi_k^{\nabla,E} w_I\right)_E \\ &\leq \left\|\Delta(w_I - u_I) - \Pi_{k-2}^{0,E}(\Delta(w_I - u_I))\right\|_E \left\|w_I - \Pi_k^{\nabla,E} w_I\right\|_E \\ &\leq C \|\Delta(w_I - u_I)\|_E \cdot h_E \|\nabla w_I\|_E \\ &\leq C \|\Delta(w_I - u_I)\|_E \cdot h_E \|\nabla u\|_E \\ &\leq C \|\nabla(w_I - u_I)\|_E \|\nabla u\|_E. \end{aligned}$$

Then, collecting (5.10), (5.11) and the last estimate, we obtain (5.2). \square

The interpolation estimate provided by Theorem 5.1 along with approximation results analogous to the ones obtained in [20, 32] are used to prove the following a priori error estimates, whose proof is omitted since it is analogous to the one in the cited references.

Theorem 5.2. *Assume $u \in H^{s+1}(\Omega)$ and $f \in H^{s-1}(\Omega)$. Then, under the current regularity assumptions and if ℓ_E is chosen $\forall E \in \mathcal{M}_h$ in such a way that (4.1) holds,*

$$\| \|u - u_h\| \| \leq Ch^s \left(\max_{E \in \mathcal{T}_h} \{ \sqrt{\varepsilon}, \sqrt{h_E \beta_E} \} \|u\|_{s+1} + C_{f,\varepsilon\beta} \|f\|_{s-1} \right),$$

where C is independent of h and on the problem coefficients and $C_{f,\varepsilon\beta}$ depends on local variations of the problem coefficients.

6. Numerical results

In this section we present three numerical experiments. In the first and second tests we confirm the convergence rates predicted by the a priori error analysis of Section 5 and we compare our method with the standard SUPG virtual element discretization [20] in terms of relative energy errors. In the third test we consider a classic problem taken from [31] involving approximation of internal and boundary layers. In all the numerical tests our aim is to assess the robustness of the approach in case of advection dominated regime. Therefore, all the benchmark problems are characterized by large mesh Péclet numbers. Moreover, for each type of polygon in each mesh considered in the tests, we have done a preliminary assessment of the minimum ℓ_E that satisfies Assumption 4.1, as detailed in the following section. We consider SFVEM of different orders from one to four and a unit square domain $\Omega = (0, 1) \times (0, 1)$.

6.1. Test 1

In this first test, we consider an advection-diffusion problem characterized by a diffusivity parameter $\varepsilon = 10^{-9}$ and a transport velocity field $\beta = (1, 0.545)$. The size of the meshes is chosen to guarantee that for the selected value of ε the mesh Péclet number is much greater than one for all k . The forcing term f and the boundary conditions are such that the exact solution (depicted in Figure 1) is

$$u(x, y) = c_1 xy (x - 1)(y - 1) e^{-c_2(c_4(c_2-x)^2 + c_3(c_2-y)^2 - c_3(c_2-x)(c_2-y))},$$

where $c_1 = \frac{3}{\sqrt{2\pi}}$, $c_2 = \frac{1}{2}$, $c_3 = 1000$ and $c_4 = \frac{1}{3.3} \cdot 10^3$. In Figure 1, we can see that the solution exhibits a strong boundary layer in a direction approximately perpendicular to the direction of the transport velocity field β .

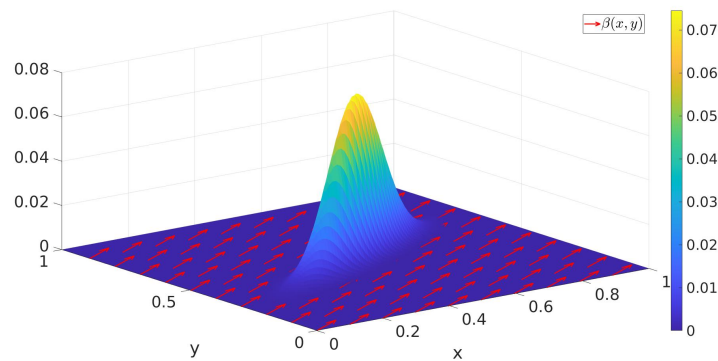


Figure 1. Test 1: exact solution $u(x, y)$ and transport velocity field $\beta(x, y)$ (red arrows).

We consider three different families of meshes (\mathcal{T}_1 , \mathcal{T}_2 and \mathcal{T}_3) and four different refinements for each one of them. The first mesh of each sequence is reported in Figure 2.

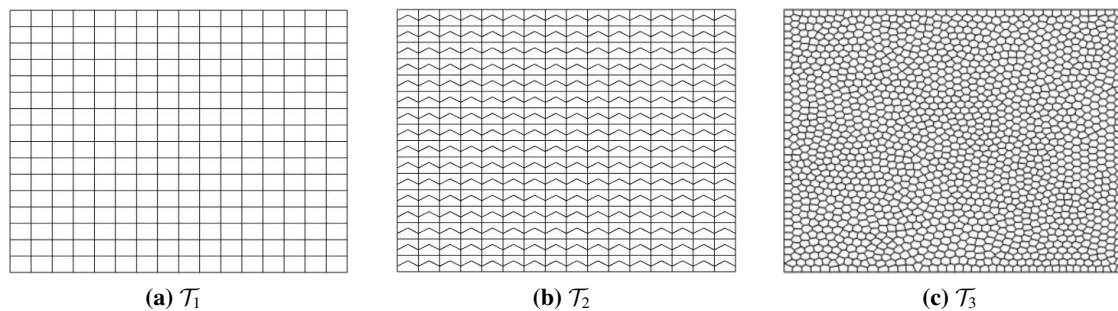


Figure 2. Meshes.

The mesh family \mathcal{T}_1 consists of standard cartesian elements, the mesh family \mathcal{T}_2 is composed of both concave and convex polygons and the mesh family \mathcal{T}_3 is created by Polymesher [35]. The first two groups of meshes are refined splitting the existing elements in half, while the mesh family \mathcal{T}_3 is refined by Polymesher. Consequently, the tessellations of this family include polygons having different

numbers of edges. In Table 1 we report the mean mesh Péclet number for the first mesh and the last mesh of each mesh family.

Regarding the choice of ℓ_E , we follow the approach in [27, 28]. On each polygon E of each mesh we perform an eigenvalue analysis on the local matrix

$$A_{ij}^E = \left(\Pi_{k+\ell_E-1}^{0,E} \nabla \phi_j, \Pi_{k+\ell_E-1}^{0,E} \nabla \phi_i \right)_E$$

and select the smallest value of ℓ_E such that the numerical rank of the matrix is $N_{\text{dof},k}^E - 1$, $N_{\text{dof},k}^E$ being the number of local degrees of freedom. In particular, we select ℓ_E such that the matrix A^E has $N_{\text{dof},k}^E - 1$ eigenvalues that are greater than $1e - 8$. The resulting values are shown in Table 2. Notice that ℓ_E does not depend only on the number of vertices of the polygon, but also on its geometry. Indeed, if we consider the line corresponding to $k = 2$ in Table 2, we can see that we require $\ell_E = 2$ for \mathcal{T}_1 , where quadrilaterals are all squares, and $\ell_E = 1$ for \mathcal{T}_3 , that features generally shaped quadrilaterals.

Table 1. Test 1: mean values of the mesh Péclet number for the first mesh $\mathcal{M}_{\text{first}}$ and last mesh $\mathcal{M}_{\text{last}}$ of the mesh families \mathcal{T}_1 , \mathcal{T}_2 and \mathcal{T}_3 .

k	\mathcal{T}_1			\mathcal{T}_2			\mathcal{T}_3		
	1	2	3-4	1	2	3-4	1	2	3-4
$\mathcal{M}_{\text{first}}$	$2 \cdot 10^7$	$4 \cdot 10^6$	$1 \cdot 10^6$	$1 \cdot 10^7$	$3 \cdot 10^6$	$8 \cdot 10^5$	$6 \cdot 10^6$	$2 \cdot 10^6$	$4 \cdot 10^5$
$\mathcal{M}_{\text{last}}$	$2 \cdot 10^6$	$5 \cdot 10^5$	$1 \cdot 10^5$	$2 \cdot 10^6$	$4 \cdot 10^5$	$1 \cdot 10^5$	$2 \cdot 10^6$	$5 \cdot 10^5$	$1 \cdot 10^5$

Table 2. Values of ℓ_E for the proposed method and tessellations \mathcal{T}_1 , \mathcal{T}_2 and \mathcal{T}_3 , related to the number of vertices N_E^V of the polygons in each mesh.

N_E^V	\mathcal{T}_1	\mathcal{T}_2	\mathcal{T}_3			
			3-4	5	6	7
$k = 1$	1	1	1	1	2	2
$k = 2$	2	1	1	1	2	2
$k = 3$	2	1	1	1	2	2
$k = 4$	2	2	1	2	3	4

In Figures 3–5 we show the convergence curves in log-log scale for orders from 1 to 4. We report the relative errors computed in the energy norm plotted against the maximum diameter of the discretization for both the SFVEM and the classical VEM [20]. The computed relative error is based on the difference between the exact solution and the projection $\Pi_k^{\nabla,E}$ of the discrete solution u_h and it is given by the following expression

$$\text{err} = \sqrt{\frac{\sum_{E \in \mathcal{M}_h} \left\| \sqrt{\varepsilon} \nabla (u - \Pi_k^{\nabla,E} u_h) \right\|_E^2 + \tau_E \left\| \beta \cdot \nabla (u - \Pi_k^{\nabla,E} u_h) \right\|_E^2}{\sum_{E \in \mathcal{M}_h} \left\| \sqrt{\varepsilon} \nabla u \right\|_E^2 + \tau_E \left\| \beta \cdot \nabla u \right\|_E^2}}$$

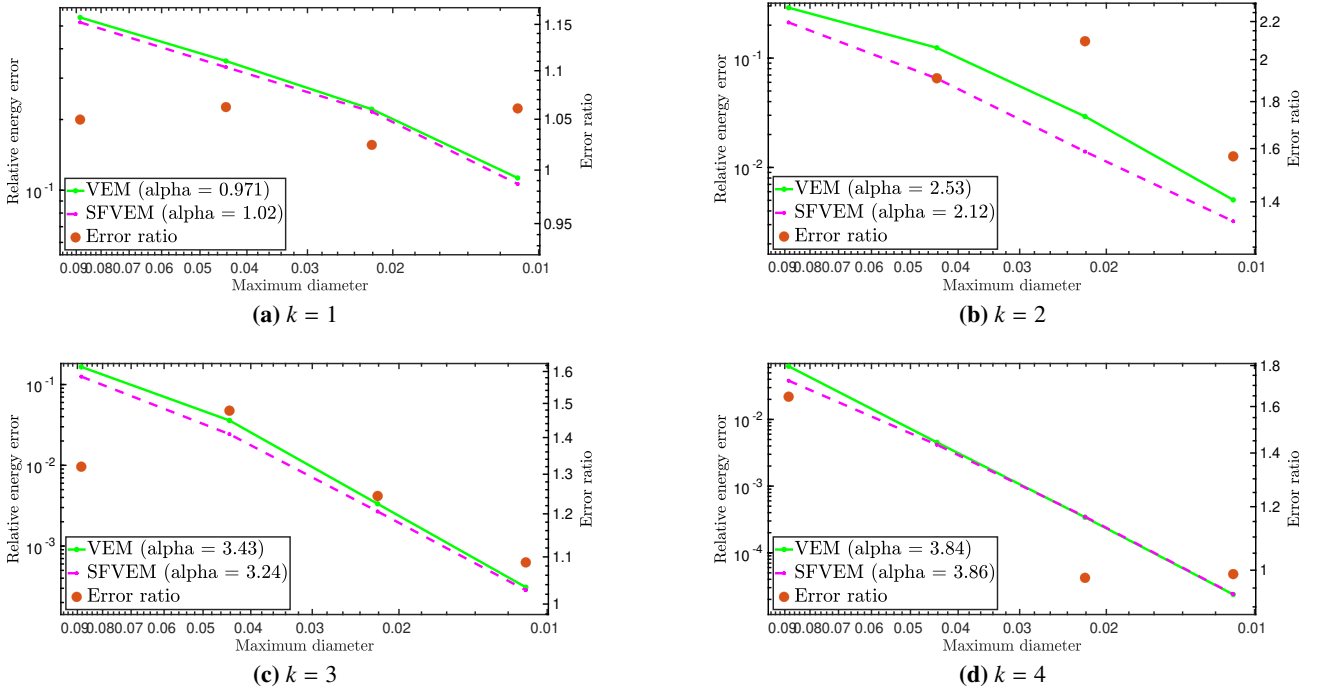


Figure 3. Test 1: convergence curves (tessellation \mathcal{T}_1).

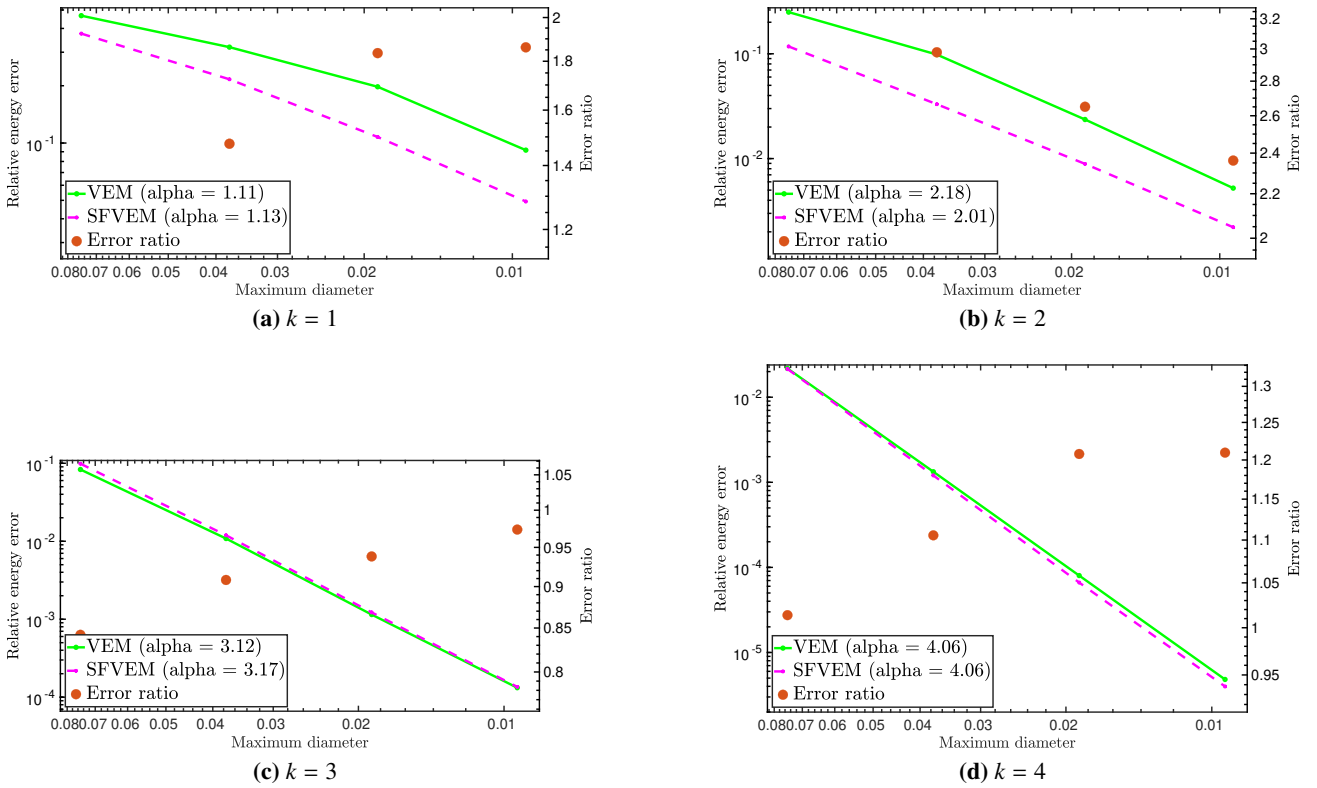


Figure 4. Test 1: convergence curves (tessellation \mathcal{T}_2).

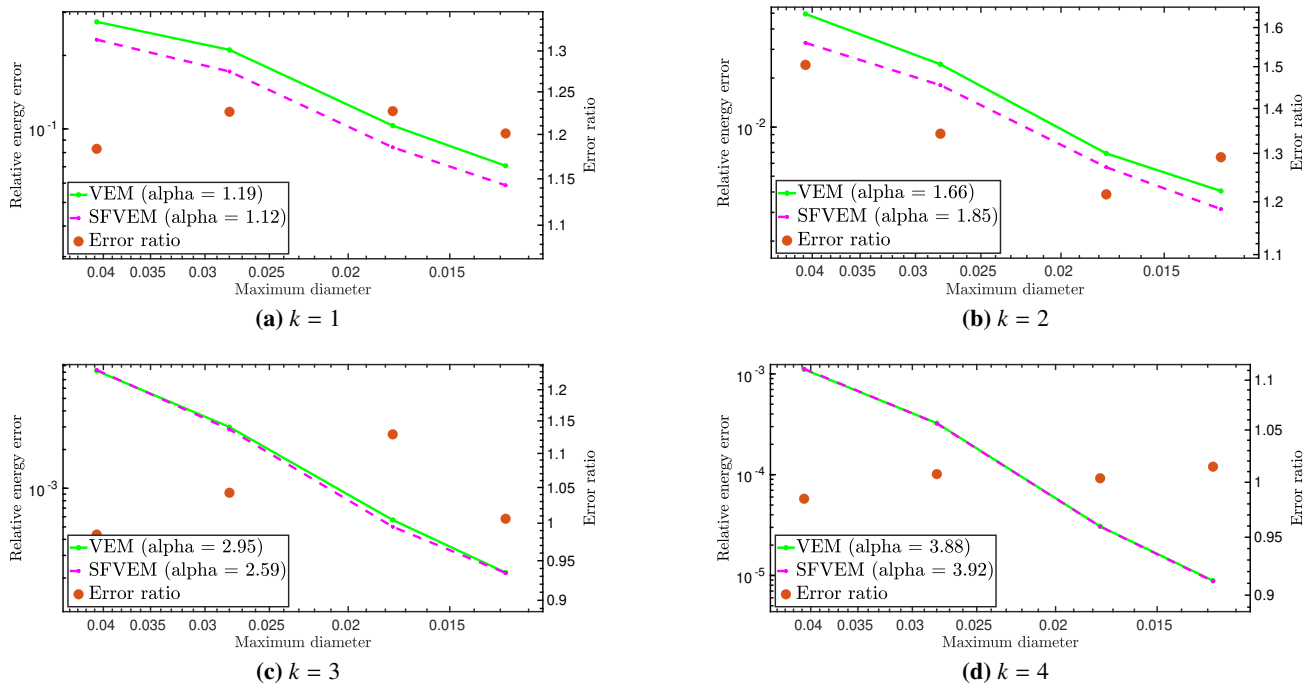


Figure 5. Test 1: convergence curves (tessellation \mathcal{T}_3).

The plots in Figures 3–5 display two y-axis: the one on the left is related to the relative energy error, whereas the one on the right is related to the ratio between the VEM error and the SFVEM error. In the legends, α denotes the numerical rates of convergence, computed using the last two meshes of each refinement. The numerical rates of convergence for both the two methods are in agreement with the theoretical findings for the energy norm of the problem (Theorem 5.2).

Figure 3a shows that for order $k = 1$ the two methods provide very close results on the mesh family \mathcal{T}_1 , whereas Figures 4a and 5a show that the SFVEM performs better than the classical VEM on the mesh families \mathcal{T}_2 and \mathcal{T}_3 . Thus, the results suggest that the SFVEM is able to decrease the magnitude of the error with respect to the classical VEM when dealing with solutions characterized by strong anisotropies. An analogous trend is observed for $k = 2$. Moreover, in Figure 4a,4b, we notice that the error difference between the SFVEM and the VEM is stronger than the one observed in Figures 3a,3b and 5a,5b.

Figures 3c,3d, 4c,4d, and 5c,5d show that for $k = 3$ and $k = 4$ the VEM and the SFVEM exhibit an almost equivalent behaviour for all the considered meshes. A similar trend was also observed for anisotropic elliptic problems in [24]. Indeed, for higher orders we expect that the polynomial part of the standard VEM bilinear form is more relevant than the stabilizing part, reducing the error gap between the two methods.

6.2. Test 2

In this second test, we consider an advection-diffusion problem characterized by a diffusivity parameter $\varepsilon = 10^{-9}$ and a transport velocity field $\beta = (1, 0)$. The forcing term f and the boundary conditions are such that the exact solution is $u(x, y) = \sin(2\pi x) \sin(80\pi y)$. We compare the relative

energy errors of VEM and SFVEM only on \mathcal{T}_3 . Indeed, the results of the two methods coincide on \mathcal{T}_1 and \mathcal{T}_2 since they are by construction aligned with the principal directions of the error (see for details [36]). Concerning the choice of ℓ_E for the application of SFVEM, we follow Table 2.

In Figure 6, we report the convergence plots for both methods. The results in the lowest order case show a larger difference between the two methods with respect to the previous test. As observed in [24], this is due to the highly oscillating behaviour of the solution.

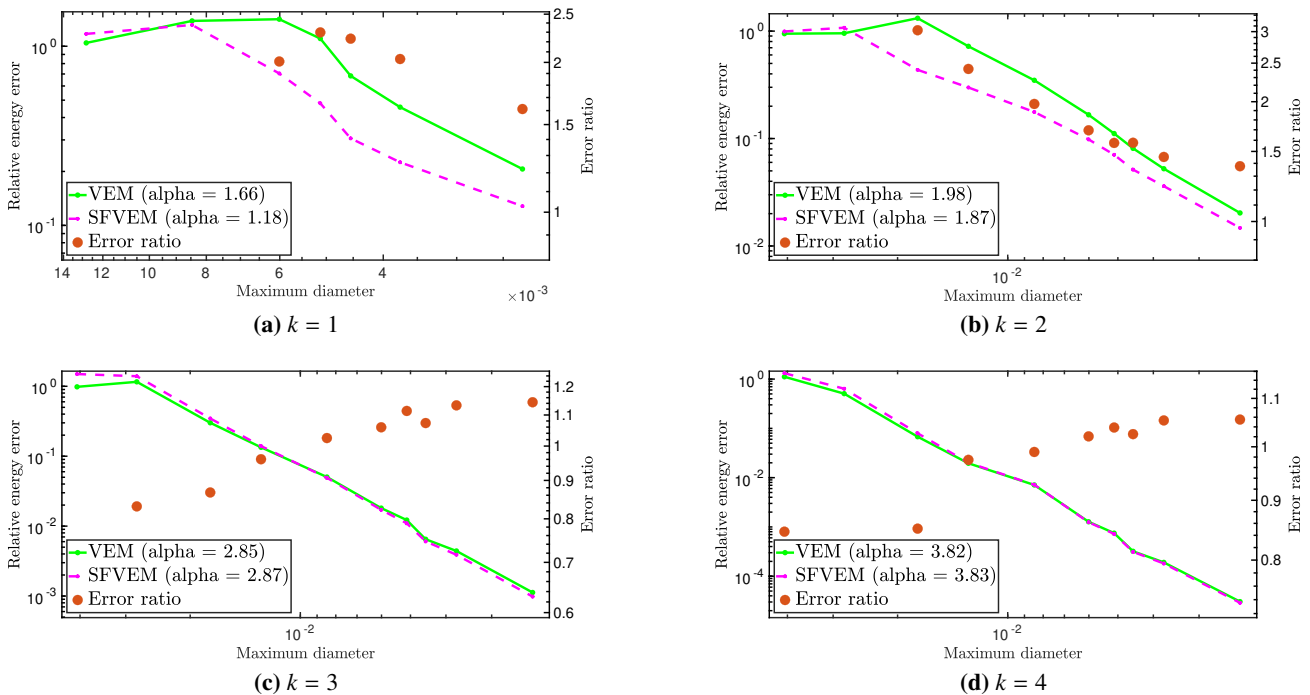


Figure 6. Test 2: convergence curves (tessellation \mathcal{T}_3).

6.3. Test 3

For the third test, we consider a classic benchmark problem in the SUPG literature characterized by the presence of different layers. This problem was originally proposed in the context of Finite Element Methods in [31]. The computational domain Ω as well as the boundary conditions are depicted in Figure 7. Notice the discontinuous Dirichlet boundary condition on the left side of the domain. We set $\varepsilon = 10^{-6}$ and $\beta = (\cos \theta, \sin \theta)$, where $\theta = \frac{\pi}{4}$, and the forcing term f is zero. The solution features an internal boundary layer due to the discontinuity of the Dirichlet boundary conditions and the highly convective regime, whereas at the outflow boundary another steep layer is produced due to the homogeneous boundary conditions.

We solve the problem using tessellation \mathcal{T}_2 , depicted in Figure 2b. The resulting Péclet number is very large (around 10^6). In Figure 8 we display the discrete solutions obtained by the SFVEM scheme and the standard VEM scheme. As it is typical for this problem we notice the presence of undershoots and overshoots near the internal boundary layer.

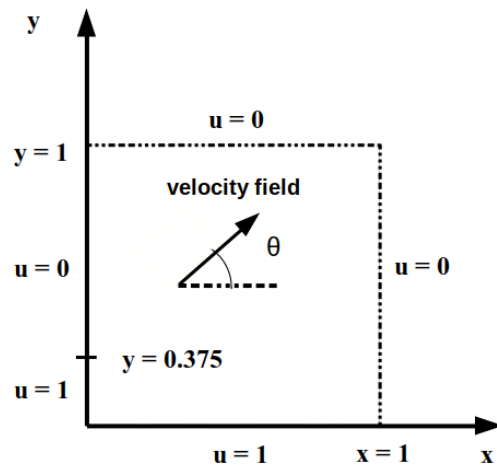


Figure 7. Test 3: computational domain and boundary conditions.

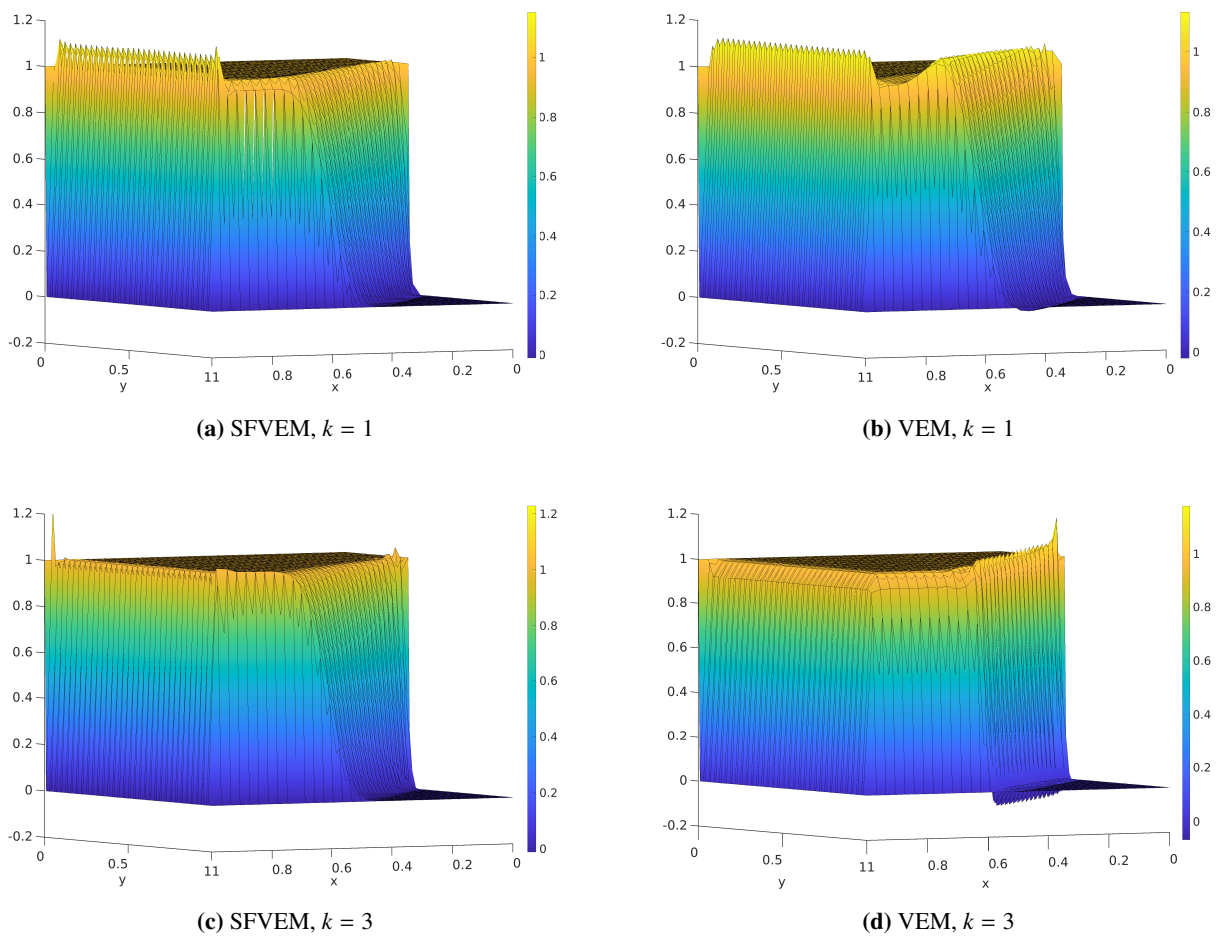


Figure 8. Test 3: SFVEM and VEM solutions for $k = 1$ and $k = 3$ on \mathcal{T}_2 .

7. Conclusions

We presented a numerical investigation of the performances of SUPG-stabilized stabilization-free VEM, assessing the possibility of using higher-order polynomial projectors in the definition of the discrete bilinear form and avoiding the use of a non-polynomial stabilizing bilinear form that does not preserve the structure of the problem operator. We also provided an interpolation estimate for the new scheme, analogous to the one obtained for standard VEM. Numerical results show that the possibility of avoiding a non-polynomial stabilizing bilinear form can enhance the performances of low order classical VEM methods in the case of advection-dominated problems. Indeed, we observed a reduced magnitude of the error especially comparing the lowest order methods, while similar behaviours are observed when choosing higher orders.

Use of AI tools declaration

The authors declare they have not used Artificial Intelligence (AI) tools in the creation of this article.

Acknowledgments

The authors are members of the INdAM-GNCS. A. Borio and F. Marcon kindly acknowledge financial support provided by the European Union through PNRR M4C2 project of CN00000013 National Centre for HPC, Big Data and Quantum Computing (HPC) CUP:E13C22000990001. A. Borio kindly acknowledges partial financial support provided by INdAM-GNCS Projects 2022 and 2023 and by the PRIN 2020 project (No. 20204LN5N5_003). A. Borio also acknowledges financial support by the European Union through project Next Generation EU, M4C2, PRIN 2022 PNRR project CUP:E53D23017950001.

Conflict of interest

The authors declare no conflicts of interest.

References

1. D. A. Di Pietro, A. Ern, Hybrid high-order methods for variable-diffusion problems on general meshes, *C. R. Math.*, **353** (2015), 31–34. <https://doi.org/10.1016/j.crma.2014.10.013>
2. M. Cicuttin, A. Ern, N. Pignet, *Hybrid high-order methods: a primer with application to solid mechanics*, Cham: Springer, 2021. <https://doi.org/10.1007/978-3-030-81477-9>
3. F. Brezzi, K. Lipnikov, V. Simoncini, A family of mimetic finite difference methods on polygonal and polyhedral meshes, *Math. Mod. Meth. Appl. Sci.*, **15** (2005), 1533–1551. <https://doi.org/10.1142/S0218202505000832>
4. N. Sukumar, A. Tabarraei, Conforming polygonal finite elements, *Int. J. Numer. Meth. Eng.*, **61** (2004), 2045–2066. <https://doi.org/10.1002/nme.1141>

5. A. Cangiani, Z. Dong, E. H. Georgoulis, P. Houston, *hp-version discontinuous Galerkin methods on polygonal and polyhedral meshes*, Cham: Springer, 2017. <https://doi.org/10.1007/978-3-319-67673-9>
6. L. Beirão da Veiga, F. Brezzi, A. Cangiani, G. Manzini, L. D. Marini, A. Russo, Basic principles of virtual element methods, *Math. Mod. Meth. Appl. Sci.*, **23** (2013), 199–214. <https://doi.org/10.1142/S0218202512500492>
7. L. Beirão da Veiga, F. Brezzi, L. D. Marini, Virtual Elements for linear elasticity problems, *SIAM J. Numer. Anal.*, **51** (2013), 794–812. <https://doi.org/10.1137/120874746>
8. L. Beirão da Veiga, F. Brezzi, L. D. Marini, A. Russo, The Hitchhiker’s Guide to the Virtual Element Method, *Math. Mod. Meth. Appl. Sci.*, **24** (2014), 1541–1573. <https://doi.org/10.1142/S021820251440003X>
9. L. Beirão da Veiga, F. Brezzi, L. D. Marini, A. Russo, Virtual Element Methods for general second-order elliptic problems on polygonal meshes, *Math. Mod. Meth. Appl. Sci.*, **26** (2015), 729–750. <https://doi.org/10.1142/S0218202516500160>
10. L. Beirão da Veiga, C. Lovadina, D. Mora, A Virtual Element Method for elastic and inelastic problems on polytope meshes, *Comput. Meth. Appl. Mech. Eng.*, **295** (2015), 327–346. <https://doi.org/10.1016/j.cma.2015.07.013>
11. E. Artioli, S. de Miranda, C. Lovadina, L. Patruno, A stress/displacement Virtual Element method for plane elasticity problems, *Comput. Meth. Appl. Mech. Eng.*, **325** (2017), 155–174. <https://doi.org/10.1016/j.cma.2017.06.036>
12. F. Dassi, C. Lovadina, M. Visinoni, A three-dimensional Hellinger-Reissner virtual element method for linear elasticity problems, *Comput. Meth. Appl. Mech. Eng.*, **364** (2020), 112910. <https://doi.org/10.1016/j.cma.2020.112910>
13. F. Dassi, C. Lovadina, M. Visinoni, Hybridization of the virtual element method for linear elasticity problems, *Math. Mod. Meth. Appl. Sci.*, **31** (2021), 2979–3008. <https://doi.org/10.1142/S0218202521500676>
14. M. F. Benedetto, S. Berrone, A. Borio, The Virtual Element Method for underground flow simulations in fractured media, In: G. Ventura, E. Benvenuti, *Advances in discretization methods*, SEMA SIMAI Springer Series, Cham: Springer, **12** (2016), 167–186. https://doi.org/10.1007/978-3-319-41246-7_8
15. M. F. Benedetto, S. Berrone, A. Borio, S. Pieraccini, S. Scialò, A hybrid mortar virtual element method for discrete fracture network simulations, *J. Comput. Phys.*, **306** (2016), 148–166. <https://doi.org/10.1016/j.jcp.2015.11.034>
16. M. F. Benedetto, A. Borio, A. Scialò, Mixed Virtual Elements for discrete fracture network simulations, *Finite Elem. Anal. Des.*, **134** (2017), 55–67. <https://doi.org/10.1016/j.finel.2017.05.011>
17. S. Berrone, M. Busetto, F. Vicini, Virtual Element simulation of two-phase flow of immiscible fluids in Discrete Fracture Networks, *J. Comput. Phys.*, **473** (2023), 111735. <https://doi.org/10.1016/j.jcp.2022.111735>

18. A. Borio, F. P. Hamon, N. Castelletto, J. A. White, R. R. Settigast, Hybrid mimetic finite-difference and virtual element formulation for coupled poromechanics, *Comput. Methods Appl. Mech. Eng.*, **383** (2021), 113917. <https://doi.org/10.1016/j.cma.2021.113917>
19. S. Berrone, M. Busetto, A virtual element method for the two-phase flow of immiscible fluids in porous media, *Comput. Geosci.*, **26** (2022), 195–216. <https://doi.org/10.1007/s10596-021-10116-4>
20. M. F. Benedetto, S. Berrone, A. Borio, S. Pieraccini, S. Scialò, Order preserving SUPG stabilization for the virtual element formulation of advection-diffusion problems, *Comput. Methods Appl. Mech. Eng.*, **311** (2016), 18–40. <https://doi.org/10.1016/j.cma.2016.07.043>
21. S. Berrone, A. Borio, G. Manzini, SUPG stabilization for the nonconforming virtual element method for advection-diffusion-reaction equations, *Comput. Methods Appl. Mech. Eng.*, **340** (2018), 500–529. <https://doi.org/10.1016/j.cma.2018.05.027>
22. S. Berrone, A. Borio, F. Marcon, Lowest order stabilization free Virtual Element Method for the Poisson equation, *arXiv*, 2021. <https://doi.org/10.48550/arXiv.2103.16896>
23. A. Borio, C. Lovadina, F. Marcon, M. Visinoni, A lowest order stabilization-free mixed Virtual Element Method, *Comput. Math. Appl.*, **160** (2024), 161–170. <https://doi.org/10.1016/j.camwa.2024.02.024>
24. S. Berrone, A. Borio, F. Marcon, Comparison of standard and stabilization free Virtual Elements on anisotropic elliptic problems, *Appl. Math. Lett.*, **129** (2022), 107971. <https://doi.org/10.1016/j.aml.2022.107971>
25. S. Berrone, A. Borio, F. Marcon, G. Teora, A first-order stabilization-free Virtual Element Method, *Appl. Math. Lett.*, **142** (2023), 108641. <https://doi.org/10.1016/j.aml.2023.108641>
26. A. M. D’Altri, S. de Miranda, L. Patruno, E. Sacco, An enhanced VEM formulation for plane elasticity, *Comput. Methods Appl. Mech. Eng.*, **376** (2021), 113663. <https://doi.org/10.1016/j.cma.2020.113663>
27. A. Chen, N. Sukumar, Stabilization-free virtual element method for plane elasticity, *Comput. Math. Appl.*, **138** (2023), 88–105. <https://doi.org/10.1016/j.camwa.2023.03.002>
28. A. Chen, N. Sukumar, Stabilization-free serendipity virtual element method for plane elasticity, *Comput. Methods Appl. Mech. Eng.*, **404** (2023), 115784. <https://doi.org/10.1016/j.cma.2022.115784>
29. B. B. Xu, F. Peng, P. Wriggers, Stabilization-free virtual element method for finite strain applications, *Comput. Methods Appl. Mech. Eng.*, **417** (2023), 116555. <https://doi.org/10.1016/j.cma.2023.116555>
30. S. C. Brenner, L. R. Scott, *The mathematical theory of finite element methods*, New York: Springer, 2008. <https://doi.org/10.1007/978-0-387-75934-0>
31. L. P. Franca, S. L. Frey, T. J. R. Hughes, Stabilized finite element methods: I. Application to the advective-diffusive model, *Comput. Methods Appl. Mech. Eng.*, **95** (1992), 253–276. [https://doi.org/10.1016/0045-7825\(92\)90143-8](https://doi.org/10.1016/0045-7825(92)90143-8)
32. L. Beirão da Veiga, F. Dassi, C. Lovadina, G. Vacca, SUPG-stabilized virtual elements for diffusion-convection problems: a robustness analysis, *ESAIM: M2AN*, **55** (2021), 2233–2258. <https://doi.org/10.1051/m2an/2021050>

33. A. Cangiani, E. H. Georgoulis, T. Pryer, O. J. Sutton, A posteriori error estimates for the virtual element method, *Numer. Math.*, **137** (2017), 857–893. <https://doi.org/10.1007/s00211-017-0891-9>
34. P. Clément, Approximation by finite element functions using local regularization, *R.A.I.R.O. Anal. Numer.*, **9** (1975), 77–84. <https://doi.org/10.1051/m2an/197509R200771>
35. C. Talischi, G. H. Paulino, A. Pereira, I. F. M. Menezes, PolyMesher: a general-purpose mesh generator for polygonal elements written in Matlab, *Struct. Multidisc. Optim.*, **45** (2012), 309–328. <https://doi.org/10.1007/s00158-011-0706-z>
36. P. F. Antonietti, S. Berrone, A. Borio, A. D’Auria, M. Verani, S. Weisser, Anisotropic a posteriori error estimate for the virtual element method, *IMA J. Numer. Anal.*, **42** (2022), 1273–1312. <https://doi.org/10.1093/imanum/drab001>



AIMS Press

©2024 the Authors, licensee AIMS Press. This is an open access article distributed under the terms of the Creative Commons Attribution License (<http://creativecommons.org/licenses/by/4.0>)