

Mixotrophic and heterotrophic growth of microalgae using acetate from different production processes

Original

Mixotrophic and heterotrophic growth of microalgae using acetate from different production processes / Proietti Tocca, G., Agostino, V., Menin, B., Tommasi, T., Fino, D., Di Caprio, F.. - In: REVIEWS IN ENVIRONMENTAL SCIENCE AND BIO-TECHNOLOGY. - ISSN 1569-1705. - 23:(2024). [10.1007/s11157-024-09682-7]

Availability:

This version is available at: 11583/2986234 since: 2024-02-26T15:54:52Z

Publisher:

Springer

Published

DOI:10.1007/s11157-024-09682-7

Terms of use:

This article is made available under terms and conditions as specified in the corresponding bibliographic description in the repository

Publisher copyright

(Article begins on next page)



Mixotrophic and heterotrophic growth of microalgae using acetate from different production processes

Giacomo Proietti Tocca · Valeria Agostino ·
Barbara Menin · Tonia Tommasi · Debora Fino ·
Fabrizio Di Caprio 

Received: 10 November 2023 / Accepted: 2 February 2024
© The Author(s) 2024

Abstract The high metabolic flexibility and biodiversity of microalgae make them promising systems for the production of chemicals and high-value metabolites to be utilized in various industrial applications. Currently, microalgae are primarily cultivated in phototrophic processes or in fermenters using glucose as substrate. However, such configurations are often too costly for the majority of potential applications and require improvements. The use of acetate as substrate to enhance biomass productivity and reduce cost and environmental impacts is a promising solution. In a future bio-based economy, acetate can serve as an excellent intermediate to link many industrial facilities, as it can be synthesized using different

technologies from renewable resources as CO₂ and waste. This work provides a detailed description of acetate synthesis processes alternative to the conventional methanol carbonylation, including the pros and cons of each: aerobic and anaerobic fermentations; thermochemical treatments; C1 gas fermentation; microbial electrosynthesis and artificial photosynthesis. Additionally, the utilization of acetate as substrate for microalgae growth in mixotrophic and heterotrophic conditions is reviewed, covering key metabolic and engineering aspects (strains, yields, growth rate, inhibition, productivity, process configuration). These aspects serve as guidelines for a rationale design of an algal cultivation process based on acetate as a carbon source. Finally, the review critically assesses the state of the art of coupling of acetate-rich streams with algal biomass production, highlighting the pros and cons and addressing the main knowledge gaps to be filled through future research.

G. Proietti Tocca · T. Tommasi · D. Fino
Dipartimento di Scienza Applicata e Tecnologia,
Politecnico di Torino, Corso Duca degli Abruzzi 24,
10129 Turin, Italy

G. Proietti Tocca · V. Agostino · D. Fino
Centre for Sustainable Future Technologies, Fondazione
Istituto Italiano di Tecnologia, Via Livorno 60,
10144 Turin, Italy

B. Menin
Istituto di Biologia e Biotecnologia Agraria, Consiglio
Nazionale delle Ricerche, Via Alfonso Corti 12,
20133 Milan, Italy

F. Di Caprio (✉)
Dipartimento di Chimica, Università Sapienza di Roma,
Piazzale Aldo Moro 5, 00185 Rome, Italy
e-mail: fabrizio.dicaprio@uniroma1.it

Keywords Wastewater treatment · Kinetic models · Model parameters · Process development · Biorefinery · Acetate inhibition

1 Introduction

Natural ecosystem pollution and climate change are leading researchers to develop renewable and sustainable alternatives, such as carbon-neutral bio-based technologies. Among these alternatives, microalgae

represent promising biological systems for producing chemicals of industrial interest, including fatty acids, carbohydrates (i.e. starch), proteins, pigments and antioxidants (Metting 1996; Shimizu 1996; Spolaore et al. 2006). However, the minimum production cost (5–10 € kg⁻¹) of microalgal biomass hinders many potential industrial applications (Di Caprio et al. 2019b; Ruiz et al. 2016). As a result, microalgae are currently primarily used to produce high value-added products like omega-3 fatty acids, pigments and nutraceutical integrators (Araújo et al. 2021). To broaden the application of microalgae in the production of commodities for entry into larger markets (e.g. feed, food, biofuels, bioplastics), the primary challenge lies in reducing production costs. The high charges arise mainly from the material and energy required to build and operate the cultivation facilities and the expenses related to biomass harvesting and downstream processing (Ruiz et al. 2016). Therefore, this biotechnological field needs strategies to improve resource management and increase the productivity and yields of microalgal biomass.

The main limitations of common microalgal cultivations are related with light supply, which is severely limited by sunlight availability (day/night cycles, weather conditions) and by cellular self-shading as biomass concentration increases during cultivation. Consequently, the productivity of microalgae cultivated in industrial plants is typically strongly constrained by the rate of light supply and the surface/volume ratio of the reactors (Pérez-López et al. 2017). Heterotrophic and mixotrophic cultivations could represent efficient strategies to overcome these limitations and reduce production costs (Abiusi et al. 2020; Ruiz et al. 2022). Organic substrates can serve as an additional source of carbon and energy for microalgae, feeding light-independent metabolic pathways. By utilizing heterotrophy, higher biomass, lipid and protein productivity can be achieved, but it comes at the cost of CO₂ generation (Morales-Sánchez et al. 2017; Ruiz et al. 2022). In the presence of both light and organic substrate, some microalgae can grow in a mixotrophic mode, a combination of phototroph and heterotroph metabolisms that has the potential to reduce the metabolic emission of CO₂ to zero (Abiusi et al. 2020).

Despite the potential advantages, organic carbon substrate can become a major cost with a high impact on process sustainability (Ruiz et al. 2022). Sugars,

such as glucose and sucrose, currently serve as the primary organic substrates in biotechnological fermentations of microalgae (Jeon et al. 2014; Jin et al. 2021a; Ruiz et al. 2022).

These sugars are typically derived from terrestrial crops, in competition with the food industry (Barbosa et al. 2023). To address these issues, there is a need to replace these sugars with cheaper and less environmentally impactful organic substrates. In this framework, acetate represents a gainful alternative carbon source for microalgae (Abiusi et al. 2020; Kim et al. 2021; Lim et al. 2018), presenting several advantages: (a) its cost (0.44–0.46 € kg⁻¹) is lower than that of glucose (0.55–0.78 € kg⁻¹) (Alibaba.com Limited, 2024); (b) acetate can be produced from C1 gases (CO₂ and CO), and from solid and liquid wastes, through different processes, such as anaerobic fermentation (AF), microbial electrosynthesis (MES) (Christodoulou and Velasquez-Orta 2016; Ragsdale and Pierce 2008; Turon et al. 2016) or by electrochemical processes based on inorganic catalysts (Liu et al. 2015b). Consequently, acetate emerges as a promising link in a circular economy framework that includes microalgae biorefineries.

The primary objective of this review is to present the current state of the art of conventional and innovative processes for synthesizing acetate and to offer key guidelines on integrating acetate synthesis with its valorization by microalgal metabolism into the production of value-added products. To this aim, we examine the main engineering and physiological associated with acetate metabolism in microalgae. This review provides essential information to consider when designing microalgae cultivation processes. The pros and cons of various alternative strategies for acetate production on an industrial scale are discussed considering their integration with microalgae cultivations.

The review is structured as follows: Sect. 2 describes the various processes that can be employed to produce acetate; Sect. 3 outlines general aspects of microalgae growth and metabolism when utilizing acetate in mixotrophic and heterotrophic conditions; in Sect. 4 we describe and critically discuss the process configurations to integrate different acetate production systems with microalgae cultivation.

In this work the term “acetate” is used to indicate both the protonated and ionic (dissociated) form, except than when specifically indicated.

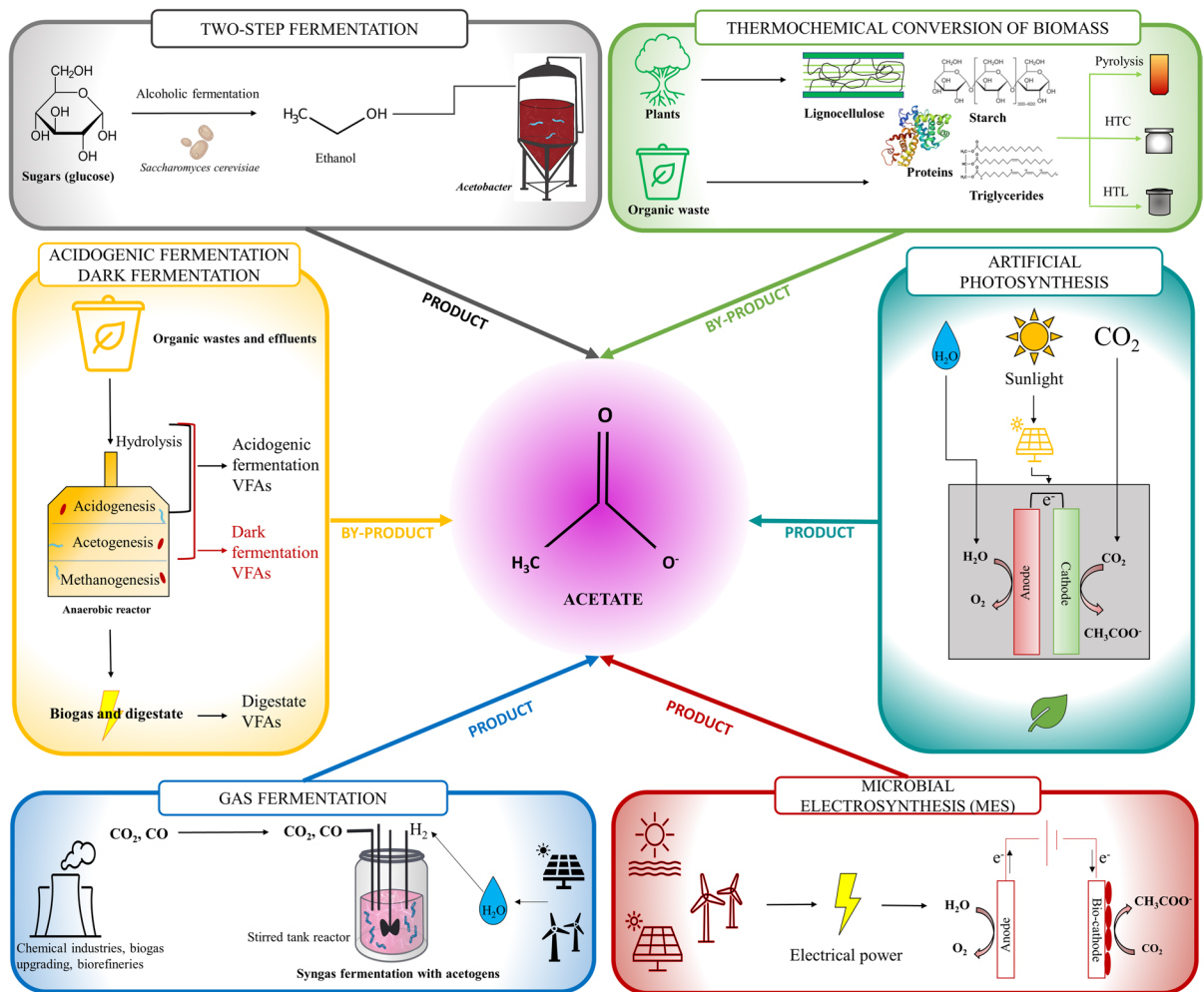


Fig. 1 Overview of different processes for the production of acetate

All production costs cited in this work are referred to the year at which the estimation was made. These costs are subject to variations over time due to changes in energy and raw material prices. The reported costs are the most recent ones found in the scientific literature.

2 Acetate synthesis

The aim of this section is to provide an overview of the different processes for acetate production, aiming to understand the pros and cons of their integration with microalgae cultures. The primary process

currently employed globally for industrial-scale acetate production is based on chemical synthesis from fossil sources, and it is detailed in the first section. Subsequently, alternative processes to obtain acetate are described and discussed (Fig. 1). These include the bacterial fermentation process used to produce vinegar and processes already operated at industrial scale that generate acetate as a waste or by-product (Table 1). Additionally, various promising innovative processes, currently tested only at the laboratory or pilot scale, are described.

Table 1 Comparison among different processes to produce acetate for titer, purity and cost of produced acetate

Process	Acetate-product type	Chemical composition	Production cost (€ kg ⁻¹)*	References
Methanol carbonylation	Main product	Pure acetate	0.30	(Christodoulou and Velasquez-Orta 2016)
Aerobic fermentation	Main product	Acetate: 66–206 g L ⁻¹ Other minor compounds: propanoic acid, butyric acid, butanone, ethyl acetate, formic acid, microbial biomass, inorganic salts	0.9–1.5	(Pal and Nayak 2017; Vidra and Németh 2018)
Pyrolysis	By-product: aqueous phase of bio-oil	Acetate: 5–157 g L ⁻¹ Other compounds are 85–98.5% dry mass. Glycolaldehyde 1–13.7%, acetol 2.6–8.6%, levoglucosan 3–6.5% and other minor organic compounds as propanoic acid, nonaromatic aldehydes, furans, formic acid, acetone, formaldehyde	n.f	(Sarchami et al. 2021; Yanik et al. 2007)
Hydrothermal treatments (HTC and HTL)	By-product: residual process water	Acetate: 0.7–33 g L ⁻¹ Other compounds are formic acid 0.13–2.45 g L ⁻¹ , lactic acid 1–4.5 g L ⁻¹ , propionic acid 0.14–0.42 g L ⁻¹ , glycolic acid 1.57–6.82 g L ⁻¹ , levulinic acid 0.37–1.44 g L ⁻¹ , phenols 1.5 g–4.5 g L ⁻¹ , furfural 0–0.8 g L ⁻¹ , 5-HMF 0.15–2.5 g L ⁻¹ , mineral salts including N and P	n.f	(Ahmad et al. 2018; Panisko et al. 2015; Stemann et al. 2013; Tarhan et al. 2021)
Acidogenic fermentation (AF)	By-product: AF effluents	Acetate: 0.3–29 g L ⁻¹ Other compounds are butyric acid 0.33–32 g L ⁻¹ , propionic acid 0.2–11.7 g L ⁻¹ , valeric acid 0.26–5.66 g L ⁻¹ , iso-valeric acid 0.16–21.8 g L ⁻¹	n.f	(Ramos-Suarez et al. 2021)
Dark fermentation (DF)	By-product: DF effluent	Acetate 0.06–12.2 g L ⁻¹ Other compounds are butyric acid 0.05–14.8 g L ⁻¹ , propionic acid 0–2.8 g L ⁻¹ , lactic acid 0.1–0.9 g L ⁻¹ , ethanol 0–0.9 g L ⁻¹ , NH ₄ ⁺ 0.1–3.46 g L ⁻¹ , PO ₄ ³⁻ 0.02–0.38 g L ⁻¹ , other mineral salts	n.f	(Cai et al. 2013; Turon et al. 2016; Uyar et al. 2009)

Table 1 (continued)

Process	Acetate-product type	Chemical composition	Production cost (€ kg ⁻¹)*	References
Anaerobic digestion (AD)	By-product: liquid digestate	Volatile fatty acids: 0.1–1.0 g L ⁻¹ , COD: 0.92–7.8 g L ⁻¹ Other compounds are NH ₄ ⁺ 0.18– 7.1 g L ⁻¹ , NO ₃ ⁻ 0.00024–0.107 g L ⁻¹ , PO ₄ ³⁻ 4.9–216 mg L ⁻¹ , other mineral salts including heavy metals as Ni, Cu, Pb, Cd, total solids 0.705–20 g L ⁻¹ , volatile solids 0.615–1.045 g L ⁻¹	n.f	(Bauer et al. 2021; Chong et al. 2022; Chuka-ogwuude et al. 2020; Monlau et al. 2015; Rossi et al. 2023)
Gas fermentation (for acetate production)	Main product	Acetate: 1.9–59.2 g L ⁻¹ Other compounds are formic acid 1.12–4.8 g L ⁻¹ , ethanol 0.03– 0.17 g L ⁻¹ , butyrate 0.05–0.14 g L ⁻¹ , minerals salts including Mg, Cu, Ca, Mn, Zn, Ni, Co and Fe	4.7 (starting from CO)	(Christodoulou and Velasquez-Orta 2016; Groher and Weuster-Botz 2016; Kim et al. 2023)
Microbial electrosynthesis	Main product	Acetate: 0.002–11 g L ⁻¹ Other compounds are 2-oxobutyrate 0.002–0.05 g L ⁻¹ , formate up to 0.27 g L ⁻¹ , butyrate and propion- ate below 0.06 g L ⁻¹ , catholyte salts (e.g. bicarbonates)	0.3–1.7	(Bajracharya et al. 2017; Christodoulou and Velasquez-Orta 2016; LaBelle and May 2017; May et al. 2016; Patil et al. 2015)
Artificial photosynthesis	Main product	Acetate: 0.008–45 g L ⁻¹ Other by-products in minor concen- trations are formate, propionate, <i>n</i> -propanol, ethanol, ethylene, catholyte salts (e.g. sodium bicarbonate)	n.f	(Bian et al. 2020; Hann et al. 2022; Liu et al. 2015a; Zha et al. 2020)

*Production costs are referred to the year at which the estimation was made. These costs are subject to variations due to changes in energy and raw material prices

2.1 Current industrial synthesis of acetate

Currently, about 85% of acetate is produced from petroleum-derived precursors such as methanol, acetaldehyde, ethane, ethylene, butane (Kiefer et al. 2021; Pal and Nayak 2017), with metal-catalyzed methanol carbonylation being the primary exploited process (Kiefer et al. 2021). Acetate produced through this process is mainly transformed into important monomers used in the production of polymeric materials. For example, the vinyl acetate monomer, when polymerized, yields polyvinyl acetate (Pal and Nayak 2017).

In 2021, the global market of acetate reached a volume of 17.3 million tons, with expected growth in the coming years (Kiefer et al. 2021). The production cost of acetate through methanol carbonylation was estimated to be 0.30 € kg⁻¹ in 2016 (Christodoulou and Velasquez-Orta 2016; Kiefer et al. 2021; Li et al. 2016; Lim et al. 2018). However, methanol carbonylation has a carbon footprint of about 1.4–1.9 kg CO₂ eq. per kg of acetate produced (Medrano-García et al. 2019) significantly contributing to annual CO₂ emissions and associated air pollution.

Various biotechnological processes offer the potential to produce “green acetate”, making its production independent from non-renewable resources and enhancing ecological sustainability. Currently, only 10% of acetate is generated biotechnologically, with its significance mainly confined to vinegar production (Kiefer et al. 2021) due to the food purity and quality regulations mandating vinegar of biological origin (Vidra and Németh 2018). The limited production of acetate from biotechnological processes is primarily attributed to higher costs (Xu et al. 2011).

2.2 Alternative processes to synthesize acetate

2.2.1 Acetate from sugars by aerobic fermentation

The synthesis of acetate from sugars by aerobic fermentation is one of the most established processes for acetate production, originating from the traditional manufacturing of vinegar in the food sector.

This process involves a two-step fermentation of sugar-rich sources: the first step is the alcoholic fermentation of sugars, transformed into ethanol by yeasts; the second step is the incomplete oxidation of ethanol by acetic acid bacteria (AAB), mainly from

the *Acetobacter* genus. This fermentation leads to the generation of 2 mol of acetate and 2 mol of CO₂ for each glucose mole (Vidra and Németh 2018). In general, AAB represents a group of strictly aerobic bacteria capable of converting sugars, ethanol or alcohols into acetate as a final product.

For this two-stage fermentation process, various established methods for acetate production exist, such as the Orleans process and the German process (or generator method) (Vidra and Németh 2018). More recently, other technologies such as the submerged method and the use of immobilized cells for fermentation are under investigation in order to increase the rate and the productivity of the process (Vidra and Németh 2018). However, productivity can be affected by different factors, including the composition of the AAB species involved. Acetate productivities for this process are reported to range between 0.09 and 3.2 g L⁻¹ h⁻¹ (Vidra and Németh 2018). Concerning acetate concentrations, values between 66 and 206 g L⁻¹ have been reached using different operation modes. The yield of ethanol conversion to acetate typically falls between 0.91 and 0.96 g g⁻¹ (Vidra and Németh 2018).

The production cost of acetate from conventional fermentation is remarkably higher than that of conventional methanol carbonylation, ranging from 0.9 € to 1.5 € per kg of acetate (Pal and Nayak 2017). Additionally, the acetate produced through this process is typically not pure but is released into a medium that still contain bacteria, cell fragments, and residual substrates. Separation processes to recover pure acetate from this process are still under study and optimization (Vidra and Németh 2018).

2.2.2 Thermochemical conversion of biomass to acetate

Thermochemical treatments can be utilized to convert organic molecules of biomass into acetate. Depending on the conditions employed, thermochemical processes can be classified as pyrolysis, hydrothermal carbonization (HTC) and hydrothermal liquefaction (HTL). All share the common aspect of thermal decomposition of biomass into different solid (char), liquid and gaseous end-products under oxygen deficient conditions. During thermochemical treatments, acetate can be produced from the decomposition of a wide group of biomolecules such as cellulose,

hemicellulose and lignin, allowing its synthesis from various sources of biomass (Sarchami et al. 2021). Pyrolysis is carried out on solid dry biomass at temperatures between 300 and 800 °C. The liquid fraction recovered by condensation of products from the pyrolysis reactor is known as “bio-oil”. It contains a notable water content (up to 30%) (Sarchami et al. 2021; Yanik et al. 2007), and water-soluble compounds such as acetate, which is one of the predominant constituents, at concentrations between 5 and 157 g L⁻¹ (Sarchami et al. 2021).

HTC is a thermal decomposition of biomass carried out at lower temperatures (170–300 °C) in a water-rich environment (>75%), in closed reactors under high pressure (2–6 MPa) (Heidari et al. 2019). Due to these operative differences, HTC is more suitable than pyrolysis for treating biomasses with high water content (e.g. sludges, organic solid wastes). HTL is similar to HTC, but with the difference that higher temperatures (240–400 °C) and pressures (4–22 MPa) are employed to increase the yield of bio-oil over solid char (Gollakota et al. 2018).

Thermochemical conversions have the advantage of allowing acetate to be obtained under similar operative conditions from several biomass wastes or by-products, with higher rates than biological conversions (treatment times are usually below 2 h) and by using even recalcitrant starting materials (e.g. lignin). However, for all thermochemical processes, a main drawback is the low selectivity of the acetate synthesis, resulting in a complex solution of products in which acetate is mixed with other organic compounds, many of which have antimicrobial properties.

In the process water obtained from HTC and HTL, acetate is usually among the predominant organic acids in solution, with values ranging between 0.7 and 33 g L⁻¹ (depending on the operative conditions) (Panisko et al. 2015; Sarkar et al. 2020; Stemann et al. 2013; Weiner et al. 2014). In the process water from HTC, acetate was reported to contribute about 5 to 50% of the total organic carbon (Kambo et al. 2018; Stemann et al. 2013; Weiner et al. 2014), while in process water from HTL it was reported to be between 13 and 20% of the total carbon (Panisko et al. 2015). In the bio-oil obtained from pyrolysis, the produced acetate typically constitutes between 1.5 and 15% of the total dry mass (Sarchami et al. 2021).

A fraction of the treated biomass is even missed as CO₂ gas (Wang et al. 2018).

Other organic acids commonly found in HTC and HTL water include formic acid, lactic acid, glycolic acid and propionic acid. Additionally, phenols, hydroxymethylfurfural (HMF) and furfural are antimicrobial compounds typically produced in HTC and HTL process water (Ahmad et al. 2018; Panisko et al. 2015; Stemann et al. 2013). In the bio-oil from pyrolysis, more than 400 compounds are reported, among which glycolaldehyde, acetol and levoglucosan are the main compounds present along with acetate (Sarchami et al. 2021).

To avoid relevant inhibition of microalgae growth, a purification phase of the acetate should be applied. Different technologies can be exploited to purify the liquid fraction, such as for instance distillation, membrane separation and solvent extraction (Sarchami et al. 2021). However, it should be considered that the purification of acetate from these streams is still at an early phase of development, and substantial work is still required to achieve operations that can be scaled up with a reasonable efficiency and cost.

The concentration of acetate in the liquid phase obtained by thermochemical processes can be strongly affected by process parameters such as solid/liquid ratio, temperature, reaction time, and the kind of biomass fed. Therefore, an alternative or complementary approach to purify acetate can be adjusting the operative conditions of the thermochemical treatments to increase the selectivity towards acetate synthesis. For instance, boric acid allowed an increase in selectivity during pyrolysis, resulting in obtaining acetate at 91% purity in the liquid phase (Hou et al. 2021), while increasing the temperature of HTC from 190 to 225 °C remarkably enhanced the selectivity toward acetate (Kambo et al. 2018).

Thermochemical processes have the advantage of being easily scalable. Pyrolysis is a conventional technology that is already widely applied at industrial scale for the production of biochar from different biomasses.

HTC was mainly studied with the aim to stabilize solid wastes by producing a solid hydrochar as the main product, while the organic acids in the process water are currently considered mainly as by-products. HTC and HTL are recent technologies; however, such kinds of processes are already being tested at the prototype and industrial scale to treat different biomasses

(e.g. by the company Ingelia, Spain). Hydrothermal treatments were not typically carried out with the aim to obtain acetate, therefore information about the economic feasibility of its production is still scarce. Some preliminary assessments indicated that it could be feasible, but more studies are required (Sarchami et al. 2021).

Thermochemical treatments have been even applied to depolymerize conventional non-biodegradable plastics, such as poly-ethylene, polypropylene and others; however, in such applications, acetate was not reported as a main product in the bio-oil fraction under the tested conditions (Anuar Sharuddin et al. 2016; Seshasayee and Savage 2020).

2.2.3 Acetate from anaerobic fermentation of wastes and wastewater

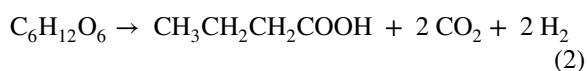
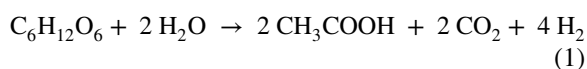
Anaerobic fermentation is the most established biotechnological process for the conversion of complex organic wastes and wastewaters (which include food and agricultural wastes, livestock manure, agro-industrial by-products, etc.) into biogas, a gaseous mixture mainly consisting in CH₄, CO₂ and, in smaller quantity, H₂S and H₂. In this process, acetate can be produced as an intermediate product. This process follows different phases: hydrolysis, acidogenesis (production of organic acids), acetogenesis (production of acetate and H₂) and methanogenesis (conversion of H₂ and acetate to methane) (Ramos-Suarez et al. 2021). Therefore, acetate can be obtained as a by-product of acidogenic fermentation, as a by-product of dark fermentation (H₂ synthesis by the acetogenesis phase) and as a residual by-product of a complete anaerobic digestion (AD) process (carried out until the methanogenesis phase). Acidogenic fermentation, which includes the first two steps of anaerobic digestion (hydrolysis and acidogenesis), is carried out by facultative and obligate anaerobic bacteria. It can be used to convert complex molecules present in effluents into simple monomers, including acetate, which is readily available for subsequent microbial metabolization (You et al. 2021). During hydrolysis, organic compounds as carbohydrates, lipids and proteins, are broken down into monomers by hydrolytic bacteria. After that, during the acidogenesis fermentation stage, bacteria convert hydrolysis products into alcohols, aldehydes, CO₂ and volatile fatty acids (VFAs), including acetate, propionate

and butyrate. The proportions of these VFAs can vary from 75:15:10 to 40:40:20 (Meegoda et al. 2018). The process is carried out by anaerobic fermentative bacteria with the *Clostridium* genus being the dominant one (Ghimire et al. 2015). This genus can also be responsible for the concomitant production of H₂ and CO₂.

The exploitation of mixed microbial cultures in this process is preferable to increase and stabilize the degradation yield of different substrates by leveraging the affinity of different microbial species toward various substrates (Jobard et al. 2014). Furthermore, using a pure culture of specific microorganisms would require sterilization processes that would be technically unfeasible (Wong et al. 2014). The concentration and purity of acetate produced by acidogenesis can vary depending on the type of starting feedstock (Ramos-Suarez et al. 2021). Typical acetate concentrations in effluents range from 0.3 to 29 g L⁻¹, while total VFA can attain titers higher than 50 g L⁻¹ (Ramos-Suarez et al. 2021).

Dark fermentation is the process in which anaerobic fermentation includes the acetogenic phase, converting alcohols and organic acids into acetate, CO₂ and H₂ by acetogenic bacteria (Guo et al. 2010). The aim is to maximize the synthesis of H₂ from biomasses and wastewaters by inhibiting methanogenesis through different methods, including chemical suppression, low pH regulation, short retention times, and thermal treatment of the inoculum (Jain et al. 2022).

In waste feedstocks, biodegradable pollutants can be expressed as biodegradable Chemical Oxygen Demand (COD), representing the fraction of total COD that can be biodegraded by heterotrophic microorganisms. Under ideal conditions, the biodegradable COD present in the waste feedstock is largely (up to 50–80%) transformed into soluble metabolites during dark fermentation (Sarma et al. 2015), a large part of which is converted into acetate and butyrate through the following reactions (considering the oxidation of glucose):



The process is not CO₂ free, since as at least 1 mol of CO₂ is produced for every mole of acetate.

As mentioned above, the acetate:butyrate ratio (A:B) within dark fermentation effluents is variable, and can be affected by the composition of the bacterial community, which is largely influenced by temperature. For example, higher proportions of acetate (60–70%) are generally obtained when dark fermentation is conducted under thermophilic (50–70 °C) or hyperthermophilic (>80 °C) conditions (Meegoda et al. 2018). A prediction of VFA proportions from dark fermentation can also be obtained by considering the chemical composition of the waste (Turon et al. 2016). The reported acetate concentration in dark fermentation effluents varies in a range of 0.06–12.8 g L⁻¹, while butyric acid can attain up to 14.8 g L⁻¹ (Turon et al. 2016; Uyar et al. 2009).

An increase in the organic loading rate (OLR) can result in higher accumulation of VFAs, leading to a reduction in H₂ generation (Gómez et al. 2011); however, a higher concentration of carbohydrates is also correlated with increased H₂ production (Ntai-kou et al. 2010). Lastly, pH can strongly affect the microbial communities in fermenters by affecting biochemical pathways (Moon et al. 2015). A significant decrease in pH (which can be caused by VFA production) shifts hydrogenesis towards solventogenesis (the biochemical production of solvents such as ethanol, butanol and acetone) (Hawkes et al. 2007).

Acetate represents a by-product of dark fermentation that can be exploited as a growth medium for different microorganisms, including microalgae (Turon et al. 2016). In this way, even other compounds, such as ammonium and phosphates, can be valorized as nutrients. Direct effluent valorization can also be considered as a wastewater treatment process, in which existing pollutants, expressed as COD, total nitrogen (TN) and total phosphorus (TP), can be removed by microalgae. Moreover, the valorization of dark fermentation effluents can be useful to increase the economic sustainability of the bio-H₂ production process.

The final possible step of anaerobic fermentation is the methanogenesis step, which consists of the production of methane performed by obligate anaerobic archaea. Methanogenesis is the concomitant fermentation of acetate to CO₂ and CH₄ and oxidation of H₂ to H₂O. The acetoclastic route uses acetate as an electron acceptor, while the hydrogenotrophic route uses H₂ and CO₂ to carry out CH₄ production (Meegoda et al. 2018). Therefore, methanogens inevitably consume acetate reducing its concentration. The liquid

waste resulting from methanogenesis is the anaerobic digestate, which is enriched mainly in inorganic elements such N and P. The high concentration of N and P, along with other minerals, makes digestate particularly promising and studied as a source of nutrients for microalgae cultivation (Bauer et al. 2021; Monlau et al. 2015; Rossi et al. 2023). The residual concentration of VFAs in the digestate ranges between 0.1 and 1 g L⁻¹ (Monlau et al. 2015; Rossi et al. 2023). Given the high P/COD and N/COD ratio and the limited concentration of VFAs, the digestate has been valorized for microalgal growth mainly as a nitrogen and phosphorus source in phototrophic or mixotrophic cultures. Indeed, sole heterotrophic growth on digestate would be carbon-limited, hindering the complete removal of P and N. However, through photosynthetic metabolism and CO₂ fixation, complete removal of P and N can be attained (Chong et al. 2022; Rossi et al. 2023). The N in the effluents of anaerobic fermentation is mainly in the ammonium form, with NH₄-N values ranging between 300 and 5500 mg L⁻¹ (Chong et al. 2022; Rossi et al. 2023), significantly higher than the inhibiting concentrations reported for microalgae (9–50 mg L⁻¹) (Chong et al. 2022), thus requiring dilution or pre-treatments before use. In addition, these streams are mainly produced from complex feed and wastes, and consequently the presence of residual pollutants is a common issue to be taken into account, such as the presence of heavy metals (Cu, Pb, Cr, As) and organic pollutants (pesticides, solvents, drugs) (Tawfik et al. 2022). Additionally, digestate is even characterized by a high content of residual bacterial flora, which can remarkably increase the issue of bacterial contamination when used as feed for microalgae.

2.2.4 Acetate from C1 gas fermentation

Another biotechnological method for acetate production is by gas fermentation, where C1 gases (CO and CO₂) and H₂ are converted into acetate and other valuable products (e.g. ethanol, butanol, butyrate, caproate, 2,3-butanediol) through the Wood-Ljungdahl pathway (WLP). Acetogens, a group of metabolically different strict anaerobic prokaryotes belonging to at least 23 genera, utilize the WLP as a mechanism for the reductive synthesis of acetyl-coenzyme A (acetyl-CoA) and acetyl-CoA derived products from CO₂ or CO. The WLP consists of two

metabolic branches: the methyl and the carbonyl branch. In the methyl branch, a molecule of CO₂ is reduced through six reactions into methyl-CoFeSP, consuming 1 ATP molecule during the conversion step of formate into formyl-tetrahydrofolate. The carbonyl branch involves a reaction catalyzed by the carbon monoxide dehydrogenase/acetyl-CoA synthase (CODH/ACS) enzyme complex. This complex catalyzes the reduction of CO₂ to CO, and subsequently the formation of acetyl-CoA by combining the CO with CoA and the methyl originating from the methyl branch (Ragsdale and Pierce 2008). When acetyl-CoA is converted to acetate, 1 molecule of ATP is generated, thus making this pathway neutral for ATP production (Katsyv and Müller 2020; Schuchmann and Müller 2014).

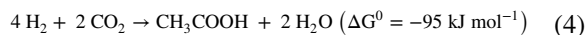
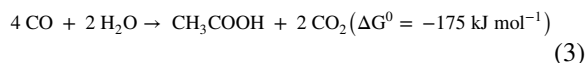
To generate ATP for biomass synthesis, the autotrophic growth of acetogens is strictly dependent on the chemiosmotic energy conservation process, based on the production of an electrochemical ion gradient across the cell membrane, which is used to synthesize ATP via a membrane-bound F₀F₁ATP synthase. The formation of the ion (H⁺ or Na⁺) motive force is driven by two different membrane-bound respiratory enzyme complex that both use reduced ferredoxin (Fd²⁻) as a reductant in the formation of the electrochemical gradient. The Rnf complex transfers electrons from Fd²⁻ to NAD⁺, resulting in the production of NADH as end product. Instead, the Ech complex transfers electrons from Fd²⁻ to 2 H⁺, leading to the generation of H₂ (Katsyv and Müller 2020; Rosenbaum and Müller 2021; Schuchmann and Müller 2014). The Fd²⁻ necessary for ion gradient formation is obtained from H₂ oxidation (Rosenbaum and Müller 2021).

Ethanol production through gas fermentation is a reality on a commercial scale through the U.S. based company Lanzatech (Illinois, USA), which uses a proprietary evolved strain of *Clostridium autoethanogenum* and CO-rich steel mill waste gases as feed (Köpke and Simpson 2020). Recently, Lanzatech also implemented acetone and isopropanol production on a pilot-scale using genetically modified strains of *C. autoethanogenum* and a syngas blend of 50% CO, 10% H₂, 20% CO₂ and 20% N₂ as feed (Liew et al. 2022).

In contrast, acetate production through gas fermentation has not yet reached a commercial scale. Nevertheless, the potential cost for acetate production

through anaerobic fermentation starting from CO was estimated to be 4.72 € kg⁻¹ (Christodoulou and Velasquez-Orta 2016).

Below the catabolic reactions for acetate production:



The most investigated acetogenic strains for acetate production are homo-acetogenic species (e.g. *Acetobacterium woodii*, *Thermoanaerobacter kivui* and *Moorella thermoacetica*), which generate acetate as main product, and, in some cases, formate as a by-product. The gas mixture most commonly used as feed is CO₂ and H₂. The H₂-CO₂ feed has the high advantage of being a CO₂ negative route, while the CO feed produces 2 mol of CO₂ for each mole of acetate. However, H₂ is less soluble in water than CO, and reaction 3 has a lower ΔG°, while the estimated current cost of green H₂ is quite high (3.3–6.5 € kg⁻¹) (Muron et al. 2022). Despite this high cost, it should be considered that the European Commission aims to reduce the cost of green H₂ to less than 1.8 € kg⁻¹ by 2030 (European Commission 2022), which will support the economic sustainability of the CO₂-H₂ feed in bioprocesses.

An acetate production of up to 30 g L⁻¹ was reported for *M. thermoacetica*, with a maximum acetate productivity of 0.5 g L⁻¹ h⁻¹, and a 91% C-mol C-mol⁻¹ yield, in a bubble column reactor continuously fed with H₂/CO₂=2.3 (Hu et al. 2016). The highest reported acetate titer is 59 g L⁻¹ for *A. woodii*, with a 93% C-mol C-mol⁻¹ yield and a maximum productivity of 0.78 g L⁻¹ h⁻¹, achieved in a continuously gassed stirred tank reactor fed with H₂/CO₂=2.4. The same authors additionally developed a continuous fermentation process in submerged membrane reactor with full cell retention, achieving a very high maximum productivity of 6.2 g L⁻¹ h⁻¹ (Kantzow et al. 2015). In addition to homo-acetogens, *Clostridium* species also become highly selective towards acetate production when grown with H₂-CO₂ feed. For instance, *Clostridium ljungdahlii* can produce up to 18.5 g L⁻¹ of acetate with an 81% C-mol C-mol⁻¹ yield and a 0.74 g L⁻¹ h⁻¹ productivity in chemostat reactor fed with H₂/CO₂=4 (Molitor et al. 2019).

Acetate production by acetogenic bacteria can be accompanied by the production of other organic compounds. Formic acid represents one of the main collateral products found in gas fermentation effluents, reaching up to 5 g L^{-1} (Groher and Weuster-Botz 2016). The presence of other organic compounds, including ethanol, butyrate and lactate, can depend on the microbial species and operating parameters (e.g. the partial pressures of the used syngas) (Groher and Weuster-Botz 2016; Kantzow and Weuster-Botz 2016). The problem of product selectivity is one of the main limitations in gas fermentation, not only for acetate production but also for other products of interest (e.g. ethanol, 2,3 butanediol). Indeed, the presence of other compounds reduces the acetate C-yield and leads to problems in the downstream process for acetate purification.

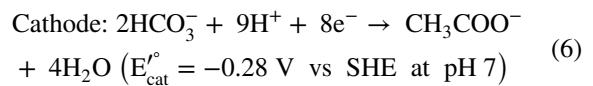
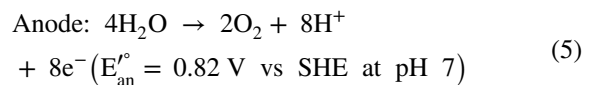
Currently, one of the main limitations in the industrial scale-up of acetate production from gas fermentation of $\text{CO}_2\text{-H}_2$ feedstock is the low economic value of acetate. In this context, sustainability can be increased by integrating acetate synthesis process with a process for its utilization as substrate for other microbial productions with higher added value, in two-stage bioprocesses, such as the production of proteins and fatty acids with microalgae (Bae et al. 2022; Molitor et al. 2019).

2.2.5 Microbial electrosynthesis (MES) of acetate

Microbial electrosynthesis (MES) is another potential strategy for producing acetate from CO_2 in a carbon negative process. MES is based on microbial electrochemical cells composed of an anode, where the oxidation of H_2O into O_2 takes place, generating electrons and H^+ , and a cathode, where electrons reduce CO_2 into acetate and other organic compounds (Jung et al. 2020). The cathode and anode are separated by a membrane permeable to H^+ (Bakonyi et al. 2023).

In MES, microorganisms grow on the cathode and catalyze CO_2 reduction to acetate. Microorganisms can transfer electrons inside and outside their cells via a direct extracellular electron transfer mechanism, based on redox-active proteins, outer membrane c-type cytochromes, or through an indirect mediated electron transfer, based on exogenous or endogenous redox mediators (Zhao et al. 2021). Both anodes and cathodes are typically made of carbon-based material, such as graphite, due to their low cost, high specific

area, good electrical conductivity and biocompatibility (Bakonyi et al. 2023). However, modifying the carbon cathode with metal nanoparticles or organic molecules (e.g. chitosan) can enhance microbial electrosynthesis of acetate by up to 7 folds, due to the increased electron transfer rate (Zhang et al. 2012). The synthesis of acetate in MES is catalyzed by acetogens. However, to date, there is no experimental evidence supporting the direct electron uptake ability of acetogens. Despite the HCO_3^- reduction to acetate is thermodynamically more favorable than H^+ reduction to H_2 (Acetate $E_{\text{cell}} = -1.1 \text{ V}$, H_2 $E_{\text{cell}} = -1.23 \text{ V}$) (Rabaey and Rozendal 2010), electron transfer from the cathode appears to occur using H_2 as an intermediary electron carrier. This is supported by experimental observations where acetate synthesis mainly occurs at potential below H_2 evolution (Agostino and Rosenbaum 2018; Bajracharya et al. 2017; Lovley 2022). The typical reactions that summarize the MES of acetate are:



$$E_{\text{cell}} = -0.28 - 0.82 = -1.1 \text{ V} \quad (7)$$

Higher potentials are typically applied in MES cells to overcome kinetic limitations. The E_{cat} values typically applied are between -0.40 and -2.6 V , resulting in acetate volumetric productivities between $0.2 \text{ mg L}^{-1} \text{ d}^{-1}$ and $18.7 \text{ g L}^{-1} \text{ d}^{-1}$, membrane-based productivity between 0.02 and $196.8 \text{ g m}^{-2} \text{ d}^{-1}$, Faradaic efficiencies between 30 and 100% and maximum acetate titers between 0.002 and 11 g L^{-1} (Bajracharya et al. 2017; Dessi et al. 2023; LaBelle and May 2017; May et al. 2016).

Pure or mixed cultures can serve as biocatalysts for acetate MES. Among pure cultures, *A. woodii*, *C. ljungdahlii* and *Sporomusa ovata* are the most commonly employed strains (Bajracharya et al. 2015; May et al. 2016; Nevin et al. 2011). Pure cultures ensure more efficient control of microbial growth and acetate productivity, allowing for a higher purity of the final product. Against, mixed cultures can be advantageous due to the unnecessary sterilization steps (May et al. 2016), their syntrophic way of life and their higher

resistance to environmental stress (Cristiani et al. 2022; Kushkevych et al. 2019). Nevertheless, acetate production could be negatively affected by the presence of methanogens in mixed culture inoculum, responsible of acetoclastic or hydrogenotrophic methanogenesis. This results is a competition between acetogens and methanogens (Cristiani et al. 2022; Molenaar et al. 2017), with consequent reduction in acetate purity and conversion efficiency. In fact, the Faradaic electron conversion into acetate is, on average, lower for mixed cultures as compared to pure cultures, with values typically around 50% for mixed cultures and 80–85% for pure cultures (May et al. 2016).

LaBelle and May estimated the electrical energy cost to produce 1 kg of acetate with MES to be between 15.4 and 33.6 kWh. Considering a price for green electricity of 0.02 € kWh⁻¹, their estimated electricity cost to produce 1 kg of acetate ranges between 0.31 and 0.67 € kg⁻¹ (LaBelle and May 2017), which is comparable to conventional production processes. However, other factors (e.g. acetate purification, depreciation) were not included in the estimation. A more comprehensive assessment predicted an acetate production cost by MES of 1.67 € kg⁻¹, about 5.5 folds higher than conventional methanol carbonylation (Christodoulou and Velasquez-Orta 2016).

Despite its high potential, further studies and improvements in terms of electrode materials, biocatalysts and reactor configuration and design are still necessary to scale up acetate production using MES.

The integration of acetate synthesis by MES with other biotechnological processes is a promising strategy to enhance overall economic and environmental sustainability. For example, by the integration of MES with anaerobic fermentation, the acetate production cost could be reduced about 6 folds to 0.28 € kg⁻¹ (Christodoulou and Velasquez-Orta 2016). In this context, the possibility of obtaining acetate in a saline solution (the catholyte) is particularly attractive for integration with microalgae cultivations. Microalgae could be cultivated directly on the catholyte containing acetate, avoiding additional purification steps after acetate synthesis.

2.2.6 Acetate synthesis by artificial photosynthesis

Artificial photosynthesis is an emerging technology that mimics natural plant photosynthesis to produce

value-added carbon molecules from sunlight, water, and CO₂, resulting in a carbon-negative process. Currently, various abiotic and biotic approaches are under development for acetate production:

- Photovoltaic powered electroreduction of CO₂ to acetate.

It is a CO₂ electrolysis cell that performs water splitting (H₂O oxidation to O₂ + H⁺ + e⁻) at the anode and CO₂ reduction to acetate in a single or two-step process at the cathode. All electrodes are made of inorganic catalysts (Ag, Cu and IrO₂) powered by renewable electricity generated by photovoltaic systems (Hann et al. 2022). The single-step electrochemical CO₂ reduction to acetate usually reports a carbon selectivity lower than 15% and a total CO₂ conversion efficiency lower than 2%. The two-step (CO₂ → CO, CO → acetate) electrochemical cell allows achieving a carbon selectivity up to 57%, corresponding to a 25% of the fed CO₂ converted into acetate, with a productivity of 3.4 g d⁻¹ and attaining a final acetate concentration up to 45 g L⁻¹ (Hann et al. 2022). Ethylene, propionate, *n*-propanol and ethanol are other organic compounds produced by the same system at lower concentrations. A relevant factor to take into account in this production system is the acetate to electrolyte ratio, as too high electrolyte concentration can inhibit microalgae in a successive integration step (Hann et al. 2022).

- Photoelectrochemical CO₂ reduction to acetate.

In these systems, CO₂ is reduced to acetate using inorganic photocatalysts under direct light irradiance (Yang et al. 2017). Photochemical CO₂ reduction exploits photosensitive materials, such as semiconductor-based, plasmon-assisted, and dye-sensitized systems, allowing direct UV and/or visible light conversion into chemical energy (Kan et al. 2022). For instance, applying a Fe–Cu oxide catalyst at –0.4 V under 100 mW cm⁻² illumination enabled the conversion of CO₂ to acetate with an 80% Faradaic efficiency and 8–15 mg L⁻¹ acetate concentration (Yang et al. 2017). A catalyst made of SiW₉V₃ and indium achieved up to 96% Faradaic efficiency (Zha et al. 2020), while 91.2–91.8 efficiency were obtained with a nitrogen-doped nanodiamond catalyst at potentials between –0.8 and –1.0 V (Liu et al. 2015b).

- Bioelectrochemical photoreduction of CO₂ into acetate.

These are microbial electrosynthesis systems in which the utilization of light sensitive anodes or cathode is integrated with electroactive microorganisms. These systems are photoactive MES exposed to light irradiation (Gupta et al. 2021; Kong et al. 2023; Liu et al. 2015a). For instance, a system made of molybdenum-doped bismuth vanadate deposited on fluorine-doped tin oxide glass (FTO/BiVO₄/Mo) was designed to obtain a photoanode. This system achieved 62% Faradic efficiency, converting 1% of solar energy into acetate, and achieving 385 mg L⁻¹ acetate concentration (Bian et al. 2020). Liu and co-workers synthesized an electrochemical system using Si and TiO₂ nanowires as photocathode and photoanode, respectively, both illuminated. The photocathode was inoculated with an *S. ovata*-based biofilm, generating up to 6 g L⁻¹ acetate from CO₂ with a 90% Faradaic efficiency (Liu et al. 2015a).

- Photosynthetic biohybrid systems.

These systems employ microbial non-photosynthetic cells functionalized with light sensitive inorganic nanoparticles to give them the capacity to harness light as an additional energy source (S. Jin et al. 2021a, b; Sakimoto et al. 2016; Zhang et al. 2018). Acetogenic bacteria are utilized, employing inorganic semiconductors to harvest light and providing reducing equivalents to the Wood-Ljungdahl pathway for CO₂ reduction. Intracellular gold nanoparticles or extracellular membrane-bound CdS nanoparticles serve as photosensitizers, enabling non-photosynthetic acetogens, like *M. thermoacetica*, *C. autoethanogenum* and *S. ovata*, to perform efficient artificial photosynthesis (Jin et al. 2021 b; Sakimoto et al. 2016; Zhang et al. 2018).

The acetate concentration produced with such systems range between 80 and 730 mg L⁻¹ (Jin et al. 2021b; Sakimoto et al. 2016; Zhang et al. 2018).

Although all artificial photosynthesis technologies are extremely promising options for abiotic and biotic CO₂ conversion into acetate, for large-scale applications further efforts are needed to enhance the CO₂-reducing rate, device stability, carbon-conversion efficiency and selectivity towards acetate. In addition, the residual concentration of other organic

compounds and salts (electrolytes) should be carefully assessed case-by-case to avoid inhibition issues when the catholyte solution containing acetate is used for microalgae cultivation.

3 Mixotrophic and heterotrophic growth of microalgae by using acetate as C/energy source

Microalgae can grow using different metabolic pathways. In the absence of an organic substrate, microalgae can employ phototrophic metabolism, where CO₂ serves as the source of C, and light acts as the source of energy. When an organic substrate, such as acetate, is available, microalgae can utilize heterotrophic metabolism, where the organic substrate serves as both the source of C and energy. If the organic substrate is present in conjunction with light and CO₂, microalgae can simultaneously employ both phototrophic and heterotrophic metabolism. This condition is referred to as mixotrophy. In the following paragraphs, the metabolic aspects of utilizing acetate through mixotrophy and heterotrophy are described.

3.1 Acetate uptake and metabolism

To understand how microalgae can utilize acetate as a carbon source and how it is converted into other metabolites, a description of the metabolism is provided below. The pathways illustrated in Fig. 2 refer to the assimilation and conversion of acetate in both heterotrophic and mixotrophic conditions. It should be noted that acetate metabolism has been primarily studied in the microalga *Chlamydomonas reinhardtii*. However, it can be expected that such findings are applicable to many other microalgal species, particularly those belonging to the Chlorophyta division.

The initial step of acetate uptake involves its assimilation from the culture medium towards the intracellular cytosol. In eukaryotic cells, this step is carried out by the mono-carboxylic/proton transporter protein (Perez-Garcia et al. 2011), which is a member of the Major Facilitator Superfamily, a group of secondary active transporters (Rédei 2008). Once in the cytosol, acetate is converted into acetyl-CoA, an activated form of acetate, by the acetyl-CoA synthetase, at the expense of one ATP molecule (De Swaaf et al. 2003; Martinez-Blanco et al. 1992; Van den Berg

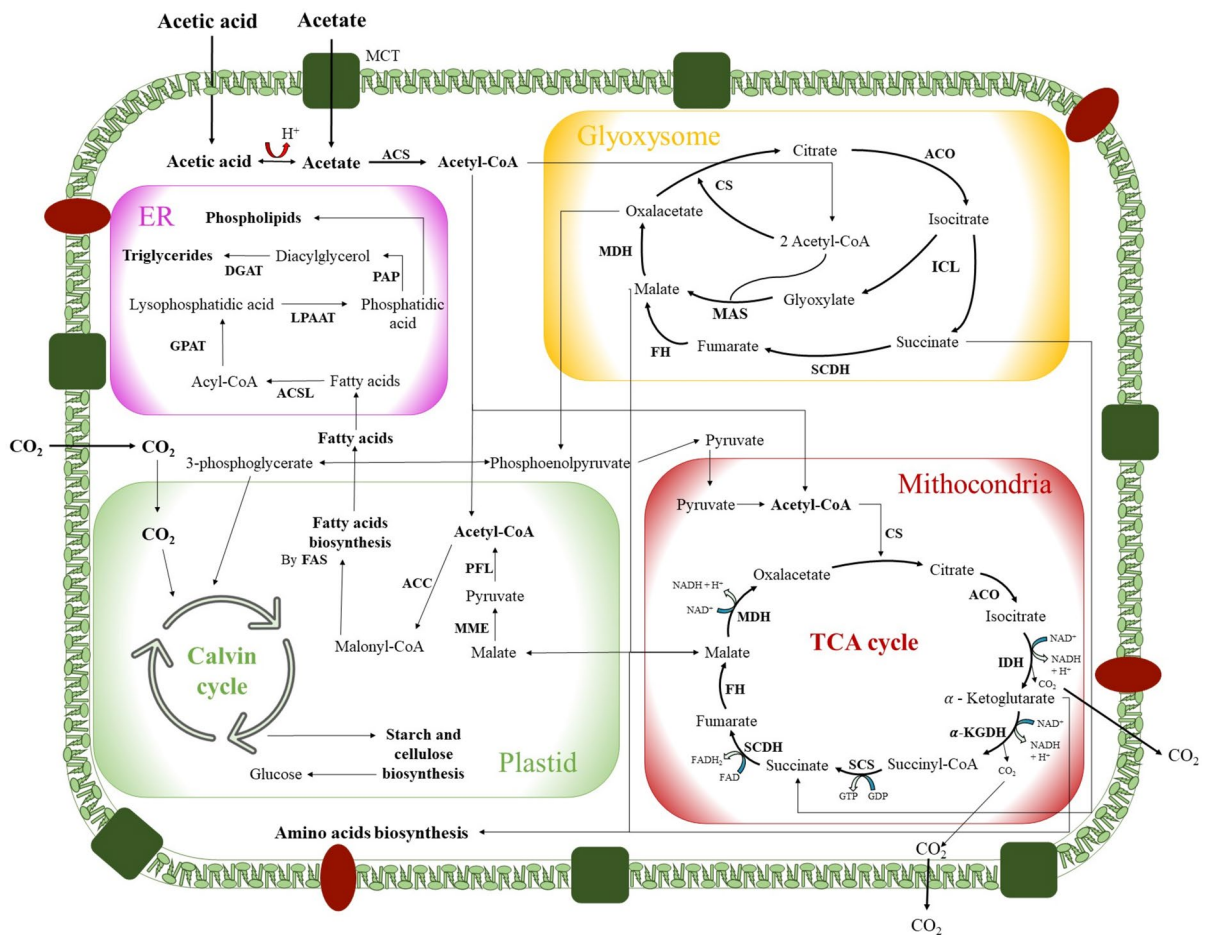


Fig. 2 Overview of acetate metabolism and related metabolic pathways in microalgae. MCT: mono-carboxylic/proton transporter protein; ACS: acetyl-CoA synthetase; ICL: isocitrate lyase; MAS: malate synthase; CS: citrate synthase; ACO: aconitase; SCDH: succinate dehydrogenase; FH: fumarase; MDH: malate dehydrogenase; IDH: isocitrate dehydrogenase; α-KGDH: α-ketoglutarate dehydrogenase; SCS: succinyl coen-

zyme A synthetase; MME: malic enzyme (malate dehydrogenase decarboxylating); PFL: pyruvate formate lyase; ACC: acetyl-CoA carboxylase; FAS: fatty acid synthase; ACSL: acyl-CoA synthetase; GPAT: glycerol-3-phosphate-acyltransferase; LPAAT: lysophosphatidic acid acyltransferase; PAP: phosphatidic acid phosphohydrolase; DGAT: diacylglycerol acyltransferase. TCA cycle: tricarboxylic acids cycle

et al. 1996). Acetyl-CoA can enter the mitochondria, where it can feed the oxidative metabolism through the tricarboxylic acid (TCA) cycle (Perez-Garcia et al. 2011). By the TCA cycle, acetyl-CoA serves as an energy source, yielding 1 ATP, 2 CO₂, 3 NADH and 1 FADH₂. NADH and FADH₂ can be further oxidized in the oxidative phosphorylation to produce additional ATP. Considering the production yields of 1.5 ATP/FADH₂ and 2.5 ATP/NADH, a total of 9 net ATP molecules can be generated from the complete oxidation of one molecule of acetate. Acetyl-CoA can be used even in the anabolism, as a precursor for

various molecules as fatty acids, amino acids, nitrogenous bases and even carbohydrates like glucose and starch (Johnson and Alric 2013). The glyoxylate cycle plays a fundamental role in building new cells from acetate. Through the glyoxylate cycle acetyl-CoA can be converted into succinate, which can be further converted into oxaloacetate and phosphoenolpyruvate, precursors of glucose that can be synthesized by the gluconeogenesis pathway. Glucose obtained in this manner can be a precursor for nucleic acids via the pentose phosphate pathway. Succinate and oxaloacetate can also act as precursors for amino acid

biosynthesis (Kunze et al. 2006; Morales-Sánchez et al. 2015). The glyoxylate cycle occurs in glyoxysomes in eukaryotic microalgae and in the cytosol in cyanobacteria (Zhang and Bryant 2015). This cycle is feasible by the expression and the activity of two key enzymes, the isocitrate lyase and the malate synthase (Kornberg and Madsen 1958; Kunze et al. 2006; Morales-Sánchez et al. 2015). Both the glyoxylate cycle and the TCA cycle represent fundamental crossroads in metabolism that link acetyl-CoA to oxidative catabolism and biosynthetic pathways (Kunze et al. 2006; Martínez-Reyes and Chandel 2020).

Globally, this overview of acetate metabolism shows that microalgae can utilize acetate as the sole carbon and energy source to produce new cells and accumulate biomolecules of industrial interest, such as starch, proteins and triacylglycerols (TAGs).

The expression of isocitrate lyase and the malate synthase can be induced in cultivation media containing acetate. For instance, an increase in isocitrate lyase activity was observed with rising acetate concentration in *Scenedesmus obliquus* cultures under heterotrophic conditions (Combres et al. 1994). Furthermore, acetate assimilation can vary depending on enzymatic activity in different microalgal species. For example, *Pyrobotris stellata* can grow with acetate only under light (mixotrophic conditions) while *Chlorella pyrenoidosa* can do so even in the dark (heterotrophic conditions), due to different regulation of glyoxylate cycle enzymes (Merrett 1967). It should also be considered that only some species of microalgae can grow under heterotrophic conditions (Morales-Sánchez et al. 2015). Therefore, when developing a process in which microalgae are fed with acetate, it should be assessed whether the employed microalgae strain can grow heterotrophically with acetate or if it requires light.

Acetyl-CoA also represents the precursor for the de novo lipid biosynthesis that occurs in chloroplasts (Ran et al. 2019). The initial reaction of this metabolic pathway is catalyzed by acetyl-CoA carboxylase, involving the conversion of acetyl-CoA into malonyl-CoA (Li-Beisson et al. 2015). Subsequently, the malonyl group of this compound is transferred by the enzyme Malonyl-CoA:ACP (Acetyl Carrier Protein) acyltransferase to an acetyl carrier protein. The synthesis of 16–18 carbon fatty acids involves elongating the carbon chains through a series of reactions, including (in order) condensation, reduction,

dehydration and additional reduction reactions (Ran et al. 2019). The main enzyme involved in this synthesis is the fatty acid synthase (FAS).

Fatty acids serve as the precursors of TAGs, which can be synthesized through the same pathway found in plant cells. Fatty acids, generated by FAS, are transported to the cytosol, towards the endoplasmic reticulum (ER), in the form of acyl-CoA (synthesized by the long-chain acyl-CoA synthetase). In the ER, the initial reaction of the TAG biosynthesis is catalyzed by the glycerol-3-phosphate-acyltransferase and consists in the esterification between acyl chains and hydroxyl groups of glycerol-3-phosphate. The lysophosphatidic acid generated from this reaction is transformed into phosphatidic acid by lysophosphatidic acid acyltransferase. Phosphatidic acid serves as the precursor for both TAGs and phospholipids (Zienkiewicz et al. 2016). In the case of TAGs, phosphatidic acid phosphohydrolase catalyzes the dephosphorylation of phosphatidic acid into diacylglycerols (DAGs). Finally, DAGs are further acetylated by the diacylglycerol acyltransferase, leading to the formation of TAGs (Ran et al. 2019). Alternatively, TAGs can be synthesized from acyl-CoA derived from lipids already present inside cells, such as phospholipids. In this case, the enzyme diacylglycerol acyltransferase catalyzes the transfer of an acyl group from the phospholipids to DAG, generating TAGs (Dahlqvist et al. 2000). The regulation of TAG biosynthesis is usually stimulated by the depletion of nutrients as N (high C/N ratio), that hinder cell duplication, forcing microalgae to the accumulation of the organic carbon in excess in the form of TAGs (Di Caprio 2021). However, microalgae can also accumulate starch in the same conditions. The mechanisms determining the rate of TAG biosynthesis and the interplay between starch and TAG accumulation remains a controversial process to be better understood (Dahlqvist et al. 2000; Li-Beisson et al. 2015; Ran et al. 2019; Zienkiewicz et al. 2016).

Furthermore, under mixotrophic conditions, the supply of acetate can generate an additional carbon flux, increasing the C/N ratio and stimulating higher TAG accumulation. Additionally, acetate oxidation produces extra CO₂, which can be utilized in the Calvin cycle (Abiusi et al. 2020; Li et al. 2014), providing additional carbon for the synthesis of metabolites such as lipids and starch, thereby allowing for higher C-yields (Abiusi et al. 2020). Mixotrophy applied in

closed bioreactor can allow achieving acetate utilization with C-yield ($C\text{-mol } C\text{-mol}^{-1}$) up to $\sim 100\%$ (Abiusi et al. 2020). While mixotrophy can enhance overall biomass productivity and product yields, some studies highlighted that the presence of exogenous carbon sources may be associated with a reduction in photosynthetic activity (Liu et al. 2009). This phenomenon was observed *C. reinhardtii*, where the presence of acetate caused a down-regulation of Rubisco, reducing the contribution of the Calvin cycle (Gérin et al. 2014).

The supply of acetate in heterotrophic conditions can allow to microalgae cells to grow independently of light availability, which is often limited by the surface/volume ratio of bioreactors. This independence could enable the achievement of biomass concentrations and productivities one or two orders of magnitude higher than typical values achieved in phototrophic conditions (Jin et al. 2021a).

However, it should be considered that the complete absence of light in heterotrophic processes can inhibit some metabolic pathways that are typically regulated by light in algal cells. In this context, pigments are among the most widely studied products, for which light-dependent biosynthetic pathways have been found (Flórez-Miranda et al. 2017; Leong and Chang 2023). A possible strategy to overcome this problem is to carry out two-stage processes in which microalgae are first cultivated in heterotrophic conditions to attain high biomass concentration in a short time, and then the culture is exposed to light for a limited time sufficient to induce the synthesis of the light-stimulated metabolite, as it has been done for lutein (Flórez-Miranda et al. 2017; Leong and Chang 2023).

3.2 Microalgae growth inhibition by acetate

Acetate can have inhibitory effects on microorganisms, including microalgae. In *C. reinhardtii*, high concentrations of acetate can be toxic, adversely affecting growth rate and yield (Chen and Johns 1994). These negative effects can result in an increased lag phase or even the complete absence of growth, leading to cell death (Zuo et al. 2012).

The ionic form of acetate, CH_3COO^- , is a weak base ($K_b = 5.40 \cdot 10^{-10}$), while its protonated undissociated form, CH_3COOH , is a weak acid ($K_a = 1.77 \cdot 10^{-5}$). Consequently, medium alkalization or acidification can be induced when these species

are supplied or consumed, requiring a specific pH control system. While this is typically not problematic in bioreactors, where the pH can be effectively controlled, it may be a problem in laboratory cultivations using flasks if an appropriate buffer is not employed. Even with a good pH control system, acetate can still have negative effects (Lacroux et al. 2020). Indeed, acetate, in its neutral undissociated form, can passively enter cells through diffusion. Once in the cytosol, where the pH is neutral, it dissociates causing intracellular acidification and the accumulation of acetate ions (Herrero et al. 1985; Russell 1992). The resulting acidification of the cytosol can compromise the proton gradient used for ATP generation, while high concentration of acetate ions can cause osmotic stress, hindering the transport of nutrients such as sugars and phosphate (Kiefer et al. 2021; Noda et al. 1982; Sheu et al. 1972). Therefore, it is crucial to control the concentration of undissociated CH_3COOH in the culture medium to prevent growth inhibition. The fraction of $\text{CH}_3\text{COOH}/\text{CH}_3\text{COO}^-$ varies in function of pH. The dependence of CH_3COOH concentration and pH can be derived from Eqs. 8 and 9:

$$C_{\text{tot}} = [\text{CH}_3\text{COOH}] + [\text{CH}_3\text{COO}^-] \quad (8)$$

$$K_a = \frac{[\text{CH}_3\text{COO}^-][\text{H}^+]}{[\text{CH}_3\text{COOH}]} \quad (9)$$

From which the Eq. 10 can be derived.

$$[\text{CH}_3\text{COOH}] = \frac{C_{\text{tot}}[\text{H}^+]}{K_a + [\text{H}^+]} \quad (10)$$

By Eq. 10, the concentration of undissociated CH_3COOH can be directly determined based on the total concentration (C_{tot}) and the pH of the culture medium. The Eq. 10 enables an easy determination of the conditions at which the culture can be maintained without attaining CH_3COOH concentration higher than the threshold for inhibitory or toxic effects. If the medium is kept at pH sufficiently higher than the pKa (4.75), CH_3COOH concentration can be maintained sufficiently low. It is important to note that, despite acetate has been assessed in several studies as substrate for microalgae, there is scarce information about the inhibition

concentrations of CH_3COOH , beyond which negative effects on microalgae become evident. In one study, inhibition threshold concentrations of CH_3COOH were determined for different microalgal strains. The values found varied between 41 and 207 mg L^{-1} (0.68–3.45 mM), depending on the strain (Lacroux et al. 2020). In detail, these values were 47.2 mg L^{-1} for *Tetradesmus obliquus* (generally known as *Scenedesmus obliquus*), 88.5 mg L^{-1} for *Chlorella sorokiniana*; 150 mg L^{-1} and 100 mg L^{-1} for *C. reinhardtii* CC-124 and CC-400 respectively, and 207 mg L^{-1} for *Auxenochlorella protothecoides* (Lacroux et al. 2020). In another study conducted with a different *C. reinhardtii* strain, in continuous cultures, significant inhibition was found at $C_{\text{tot}}=400 \text{ mg L}^{-1}$, at $\text{pH}=6.9\pm 0.5$, corresponding to substantially lower CH_3COOH concentrations, around 0.02–0.12 mM (Chen and Johns 1994). For *Chlorella regularis* the growth rate increased until $C_{\text{tot}}=3 \text{ mM}$ and was suppressed at 40 mM, at $\text{pH} 6.5\text{--}6.8$, corresponding to $\text{CH}_3\text{COOH}=0.4\text{--}0.7 \text{ mM}$. For *Haematococcus pluvialis* the specific growth rate remains stable at C_{tot} from 7.5 to 30 mM (Kobayashi et al. 1992).

In Fig. 3 it is shown how the concentration of CH_3COOH can be kept below the inhibition thresholds when the culture medium is at different pH, with varying C_{tot} from 0.006 to 1.2 M ($0.36\text{--}72 \text{ g L}^{-1}$). For lower C_{tot} , avoiding inhibition may be possible even at pH 5, while for the higher concentrations, only a pH above 8 can ensure a level of

undissociated CH_3COOH below the inhibition threshold. These conditions can be reasonably maintained in bioreactors for neutrophil microalgae (as *Chlorella* sp. and *Scenedesmus* sp.) that typically have optimal pH around 7. For example, with an initial pH of 8, *C. sorokiniana* can grow mixotrophically even in the presence of 12.5 g L^{-1} acetate in the culture medium. (Lacroux et al. 2021). Acidophil microalgae, like *Galdieria sulphuraria* (optimal pH 2.0) (Abiusi et al. 2022), are disadvantaged in cultivation with acetate, unless working at very low C_{tot} (since $\text{CH}_3\text{COOH} \approx C_{\text{tot}}$). *G. sulphuraria* UTEX 2919 growth was completely inhibited at $C_{\text{tot}} \geq 600 \text{ mg L}^{-1}$, at $\text{pH}=2$, corresponding to $\text{CH}_3\text{COOH}=10 \text{ mM}$, and reductions in the growth rate were observed at $C_{\text{tot}} > 150 \text{ mg L}^{-1}$ (Portillo et al. 2022), corresponding to $\text{CH}_3\text{COOH}=2.5 \text{ mM}$, falling within the same range found for other strains (Lacroux et al. 2020). Cyanobacteria as *Arthrospira platensis* (*Spirulina*) have optimal pH around 9–10, which is particularly promising for cultivation with acetate. However, scientific literature lacks sufficient information about the ability of *A. platensis* to grow on acetate. Some studies found that *A. platensis* growth improves with acetate addition (Chang et al. 2013; Chen et al. 1996; Matsudo et al. 2015), however information is missing about the effective yield, specific growth rate and inhibition threshold concentration.

When using acetate-rich effluents as a source of acetate, the possibility to dilute the effluent to keep acetate below the inhibition threshold should be taken

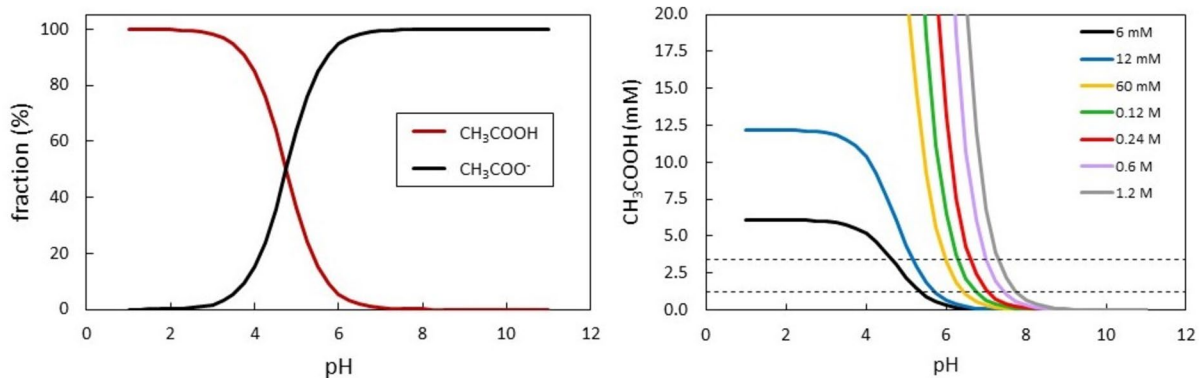


Fig. 3 Predicted undissociated CH_3COOH concentration from acid–base equilibrium reactions. **a** Fraction of acetate CH_3COO^- and undissociated CH_3COOH as function of pH. **b** Concentration of undissociated CH_3COOH as function of pH for

different C_{tot} ($\text{CH}_3\text{COOH} + \text{CH}_3\text{COO}^-$) values. The two dotted lines indicate the minimum and maximum inhibition threshold concentrations reported in literature for different microalgae (0.68–3.45 mM)

into account. Moreover, the presence of other organic acids, as butyric acid, can lead to additional and more relevant inhibitory effects (Lacroux et al. 2020).

Fed-batch reactors are a possible solution for supplying a high amount of acetate while maintaining CH_3COOH concentration below inhibition threshold values, as reported in various studies (De Swaaf et al. 2003; Karimian et al. 2022; Liu et al. 2021; Perez-Garcia et al. 2011; Van Wageningen et al. 2015; Zhang et al. 1999).

Another potential strategy could be increasing the cellular concentration of the inoculum to maintain high cell-to-acetate ratio, thereby diluting the intracellular concentration of acetate and H^+ (Pessi et al. 2023). However, this approach could potentially reduce the biomass productivity of the process.

While it is known that the undissociated CH_3COOH can passively penetrate the plasmatic membrane and causes negative effects inside cells, the related physiological mechanisms in microalgae are poorly understood. A study indicates that the entry of undissociated CH_3COOH inside *C. reinhardtii* cells at pH 5 and 6 induces programmed cell death. Under these conditions, DNA began to degrade in fragments within 30 min, intracellular H_2O_2 content increases in 10 min, with significant damages to the photosystem II, and a relevant reduction of F_v/F_m and CO_2 adsorption rate (Zuo et al. 2012). This study indicates that such effects were mainly related to the penetration of CH_3COOH , as other hydrophilic acids did not induce the same issues. However, the same study suggests that the threshold concentration of CH_3COOH at which negative effects are observed is affected by the pH, since no effects were found at pH 7 with $[\text{CH}_3\text{COOH}] = 0.84$ mM ($C_{\text{tot}} = 150$ mM), while relevant cell death was observed at pH 5 with $[\text{CH}_3\text{COOH}] = 0.36$ mM ($C_{\text{tot}} = 1$ mM). However, the magnitude of the effects regarding the interaction between pH and CH_3COOH appears to be secondary when compared to the those due to the undissociated CH_3COOH concentration (Lacroux et al. 2020). Yet, acetate induces the release of volatile organic compounds, including C6 green leaf volatiles and terpenoids, which exhibit antimicrobial activity even on cells that have not been exposed to acetate (Zuo et al. 2012).

Similar impacts have been observed for the yeast *Saccharomyces cerevisiae* (Casal et al. 2008; Semchyshyn et al. 2013). In this case, the generation of reactive

oxygen species has been reported, with an increase in the activity of antioxidant enzymes, such as superoxide dismutase and catalase, causing a pro-oxidant effect (Semchyshyn et al. 2013).

3.3 Yields and kinetics of microalgae grown on acetate

The aim of this section is to compare the growth kinetics and yields of various microalgae using acetate as substrate. A comprehensive overview of the updated available information is reported in Table 2, 3, 4 and 5. It is important to note that, despite in the scientific literature there are hundreds of studies involving microalgae cultivation in media containing acetate, only a few of them have estimated kinetics and yield parameters. Therefore, the comparison of parameters in the following tables should be approached carefully due to variations in the experimental setup among these studies, limiting the possibility to make strong general conclusions.

In a batch reactor, the heterotrophic growth of microalgae on acetate can be described by the following system of differential equations:

$$\frac{dX}{dt} = \mu(S)X \quad (11)$$

$$-\frac{dS}{dt} = \mu(S) \frac{X}{Y_{X/S}} \quad (12)$$

With μ the specific growth rate, which is function of acetate concentration (S) in the culture media. The term $Y_{X/S}$ is the biomass yield on acetate (dX/dS). Biomass yield ($Y_{X/S}$) represents an expression of the efficiency of acetate conversion into microalgal biomass and can be expressed in g g^{-1} or $C_{\text{mol-X}} C_{\text{mol-S}}^{-1}$ (with the latter often calculated assuming 50% carbon content in the microalgal biomass). In some cases, an additional term m is included in the expression to predict the consumption of substrate not associated with biomass production (Chen and Johns 1996a).

The Monod model (Eq. 13) had been commonly used to describe the dependence of μ on acetate (S) (Endo et al. 1977; Turon et al. 2015a)

$$\mu = \frac{\mu_{\text{max}} S}{K_S + S} \quad (13)$$

Table 2 Kinetic parameters and biomass-to-substrate yield determined for different microalgal strains under heterotrophic cultivation

Microalgae species	μ_{max} (d ⁻¹)	K_S (mM)	K_i (mM)	$Y_{X/S}$ (g g ⁻¹)	$Y_{X/S}$ ($\frac{C_{mols}}{C_{mols}^{-1}}$)	T (C°)	initial pH	$C_{acetate}$ (mM)*	References
<i>S. obliquus</i>	0.44	–	–	–	–	22	7.2	10	(Combres et al. 1994)
<i>C. regularis</i>	6.72	0.22	–	–	–	36	6.5–6.8	3	(Endo et al. 1977)
<i>C. sorokiniana</i>	4.32	–	–	–	0.49	37	6.7	50	(Abiusi et al. 2020)
<i>C. sorokiniana</i>	3.6	–	–	–	0.51	37	6.7	100	(Abiusi et al. 2020)
<i>C. sorokiniana</i>	2.23	0.085	–	0.32–0.35	0.42	25	6.5	4.2–42	(Turon et al. 2015a)
<i>C. sorokiniana</i>	2.23	–	–	–	0.42	25	6.0–6.5	13	(Turon et al. 2015b)
<i>C. sorokiniana</i>	4.6	–	–	–	0.58	30	6.0–6.5	13	(Turon et al. 2015b)
<i>C. sorokiniana</i>	5.9	–	–	–	0.64	35	6.0–6.5	13	(Turon et al. 2015b)
<i>C. sorokiniana</i>	–	–	–	0.30	–	25	6.8	508 (C:N=20)	(Patel et al. 2022)
<i>C. sorokiniana</i>	–	–	–	0.27	–	25	6.8	508 (C:N=60)	(Patel et al. 2022)
<i>C. sorokiniana</i>	0.586	–	–	–	–	27	–	85	(Karimian et al. 2022)
<i>A. protothecoides</i>	2.05	2.12	–	0.28–0.31	0.38	25	6.5	4.2–42	(Turon et al. 2015a)
<i>A. protothecoides</i>	–	–	–	0.32	–	25	6.8	508 (C:N=20)	(Patel et al. 2022)
<i>A. protothecoides</i>	–	–	–	0.36	–	25	6.8	508 (C:N=60)	(Patel et al. 2022)
<i>C. cohnii</i>	1.27	–	–	–	–	27	6.5	135.5 (fed-batch)	(De Swaaf et al. 2003)
<i>C. reinhardtii</i>	2.02	0.59	–	0.5	–	35	6.9	7	(Chen and Johns 1994)
<i>C. reinhardtii</i>	0.9	0.59	29.97	0.13	–	35	6.9	55.6	(Chen and Johns 1994)
<i>C. reinhardtii</i>	2.02	0.59	–	0.55	–	35	7.2	7 (CSTR)	(Chen and Johns 1996b)
<i>C. reinhardtii</i>	0.84	–	–	0.52	–	25	–	18.3	(Boyle and Morgan 2009)
<i>M. pusillum</i>	0.52	–	–	–	–	35	–	10	(Bouarab et al. 2004)
<i>H. pluvialis</i>	0.22	–	–	0.42	–	20	–	22.5	(Kobayashi et al. 1992)
<i>H. pluvialis</i>	0.18	–	–	–	–	20	–	7.5	(Kobayashi et al. 1992)
<i>H. pluvialis</i>	0.24	–	–	–	–	20	–	15	(Kobayashi et al. 1992)
<i>H. pluvialis</i>	0.22	–	–	–	–	20	–	23	(Kobayashi et al. 1992)
<i>H. pluvialis</i>	0.25	–	–	–	–	20	–	30	(Kobayashi et al. 1992)
<i>H. pluvialis</i>	0.07	–	–	–	–	16	–	10	(Hata et al. 2001)

Table 2 (continued)

Microalgae species	μ_{\max} (d ⁻¹)	K_S (mM)	K_i (mM)	$Y_{X/S}$ (g g ⁻¹)	$Y_{X/S}$ ($\frac{C_{\text{molx}}}{C_{\text{mols}}^{-1}}$)	T (C°)	initial pH	C_{acetate} (mM)*	References
<i>H. pluvialis</i>	0.13	–	–	–	–	20	–	10	(Hata et al. 2001)
<i>H. pluvialis</i>	0.19	–	–	–	–	22	–	10	(Hata et al. 2001)
<i>H. pluvialis</i>	0.21	–	–	–	–	25	–	10	(Hata et al. 2001)
<i>H. pluvialis</i>	0.16	–	–	–	–	28	–	10	(Hata et al. 2001)
<i>H. pluvialis</i>	0.10	–	–	–	–	30	–	10	(Hata et al. 2001)
<i>H. pluvialis</i>	0.055	–	–	–	–	33	–	10	(Hata et al. 2001)
<i>H. pluvialis</i>	0	–	–	–	–	25	5.23	10	(Hata et al. 2001)
<i>H. pluvialis</i>	0.034	–	–	–	–	25	6.14	10	(Hata et al. 2001)
<i>H. pluvialis</i>	0.129	–	–	–	–	25	6.99	10	(Hata et al. 2001)
<i>H. pluvialis</i>	0.210	–	–	–	–	25	7.85	10	(Hata et al. 2001)
<i>H. pluvialis</i>	0.12	–	–	–	–	25	9.15	10	(Hata et al. 2001)
<i>H. pluvialis</i>	0.098	–	–	–	–	25	10.05	10	(Hata et al. 2001)
<i>H. pluvialis</i>	0.005	–	–	–	–	25	10.02	10	(Hata et al. 2001)
<i>H. pluvialis</i>	0.20	–	–	–	–	25	7.5	10	(Hata et al. 2001)
<i>H. pluvialis</i>	0.21	–	–	–	–	25	7.5	20	(Hata et al. 2001)
<i>H. pluvialis</i>	0.21	–	–	–	–	25	7.5	30	(Hata et al. 2001)
<i>H. pluvialis</i>	0.15	–	–	–	–	25	7.5	40	(Hata et al. 2001)
<i>H. pluvialis</i>	0.065	–	–	–	–	25	7.5	50	(Hata et al. 2001)
<i>Polytomella</i> sp.	2.2	–	–	–	–	–	7.0	13.5	(Lacroux et al. 2022)

*In batch experiment it indicates the initial concentration

where μ_{\max} is the maximum specific growth rate and K_S is the Monod half-saturation constant. The Monod model does not account for inhibitory phenomena, for which the Haldane Model (Eq. 14) has been typically employed. It has been applied to different microorganisms, including microalgae (Andrews 1968; Chen and Johns 1994; Shoener et al. 2019).

$$\mu = \frac{\mu_{\max} S}{K_S + S + \frac{S^2}{K_i}} \quad (14)$$

The Haldane model represents a modification of the Monod model, to which an inhibition term from substrate is added. The term K_i is the inhibition constant, a number representing the highest substrate concentration to obtain a specific growth rate equal to one-half of the maximum specific growth rate obtained in absence of inhibition. When applied to acetate and microalgae this model has been generally used at a fixed pH, without distinguishing between CH_3COOH and CH_3COO^- forms (Chen and Johns 1994), despite CH_3COOH being the main inhibitory

species. When the Monod model is applied, μ_{\max} can be achieved by working at $S \gg K_S$. However, in the case of substrate inhibition, the inhibitory effect can hinder the achievement of the expected μ_{\max} . In presence of a substrate that inhibits the growth, it is possible to calculate the maximum attainable specific growth rate ($\mu_{\max,i}$) by Eq. 15.

$$\mu_{\max,i} = \frac{\mu_{\max}}{1 + 2\sqrt{\left(\frac{K_S}{K_i}\right)}} \quad (15)$$

The acetate concentration at which $\mu_{\max,i}$ is attained can be calculated by Eq. 16.

$$S_{\max,i} = \sqrt{K_S K_i} \quad (16)$$

Through these equations, it is possible to obtain a quantitative assessment and prediction of the kinetic behavior of microalgae cultivated in the presence of acetate, making it feasible to design a process to maximize biomass productivity.

Table 3 Kinetic parameters and biomass to substrate yield determined for different microalgal strains under mixotrophic cultivation

Microalgae species	μ_{max} (d ⁻¹)	$Y_{X/S}$ (g g ⁻¹)	$Y_{X/S}$ (C _{mol-x} /C _{mol-s} ⁻¹)	T (C°)	Initial pH	Light (μ mol m ⁻² s ⁻¹)	C _{acetate} ** (mM)	References
<i>S. obliquus</i>	1.3	–	–	22	7.2	29*	–	(Combres et al. 1994)
<i>C. regularis</i>	11	–	–	36	6.5–6.8	10 ³ lx	10	(Endo et al. 1977)
<i>C. sorokiniana</i>	–	–	0.94	37	6.7	500	–	(Abiusi et al. 2020)
<i>C. sorokiniana</i>	4.1	–	0.56	25	6.0–6.5	120	12.5	(Turon et al. 2015b)
<i>C. sorokiniana</i>	5.6	–	0.60	35	6.0–6.5	120	12.5	(Turon et al. 2015b)
<i>C. sorokiniana</i>	3.9	–	–	25	8.0	100	21	(Lacroux et al. 2021)
<i>C. sorokiniana</i>	3.9	–	–	25	8.0	100	42	(Lacroux et al. 2021)
<i>C. sorokiniana</i>	3.9	–	–	25	8.0	100	85	(Lacroux et al. 2021)
<i>C. sorokiniana</i>	3.9	–	–	25	8.0	100	127	(Lacroux et al. 2021)
<i>C. sorokiniana</i>	3.33	–	–	25	8.0	100	169	(Lacroux et al. 2021)
<i>C. sorokiniana</i>	3.33	–	–	25	8.0	100	212	(Lacroux et al. 2021)
<i>C. sorokiniana</i>	0.668	–	–	27	–	223*	17–85 (fed-batch)	(Karimian et al. 2022)
<i>C. sorokiniana</i>	0	–	–	27	–	223*	85 (batch)	(Karimian et al. 2022)
<i>C. sorokiniana</i>	3.3	–	–	–	7.0	100	13.5	(Lacroux et al. 2022)
<i>M. pusillum</i>	0.85	–	–	35	–	170–190	10	(Bouarab et al. 2004)
<i>P. tricornutum</i>	1.0	–	–	20	8.0	165	5	(Cerón García et al. 2005)
<i>P. tricornutum</i>	0.68	–	–	20	8.0	165	10	(Cerón García et al. 2005)
<i>P. tricornutum</i>	0.86	–	–	20	8.0	165	50	(Cerón García et al. 2005)
<i>P. tricornutum</i>	0.71	–	–	20	8.0	165	100	(Cerón García et al. 2005)
<i>S. abundans</i>	0.147 – 0.193	–	–	–	7.0–7.5	33–37.5*	50	(Gupta and Pawar 2018)
<i>M. reisseri</i>	0.64	–	–	25	–	47.5*	34	(Liu et al. 2021)
<i>M. reisseri</i>	0.68	–	–	25	–	47.5*	68	(Liu et al. 2021)
<i>M. reisseri</i>	0.75	–	–	25	–	47.5*	135	(Liu et al. 2021)
<i>H. pluvialis</i>	0.57	–	–	20	–	10*	7.5	(Kobayashi et al. 1992)
<i>H. pluvialis</i>	0.58	–	–	20	–	10*	15	(Kobayashi et al. 1992)
<i>H. pluvialis</i>	0.60	–	–	20	–	10*	23	(Kobayashi et al. 1992)

Table 3 (continued)

Microalgae species	μ_{\max} (d ⁻¹)	$Y_{X/S}$ (g g ⁻¹)	$Y_{X/S}$ ($\frac{C_{\text{mol-x}}}{C_{\text{mol-s}}^{-1}}$)	T (C°)	Initial pH	Light ($\mu\text{mol m}^{-2} \text{s}^{-1}$)	C_{acetate}^{**} (mM)	References
<i>H. pluvialis</i>	0.59	–	–	20	–	10*	30	(Kobayashi et al. 1992)
<i>H. pluvialis</i>	0.30	0.33	–	20	–	10*	22.5	(Kobayashi et al. 1992)
<i>E. gracilis</i>	0.72	–	–	25	7	100	8.5	(Lacroux et al. 2022)
<i>O. danica</i>	0.58	–	–	25	7	100	8.5	(Lacroux et al. 2022)
<i>C. sorokiniana</i>	3.60	–	–	25	7	100	8.5	(Lacroux et al. 2022)
<i>Polytomella</i> sp.	4.01	–	–	25	7	100	8.5	(Lacroux et al. 2022)
<i>C. reinhardtii</i>	1.58	0.46–0.78	–	25	–	65	–	(Boyle and Morgan 2009)

*Experiment with day-night cycles, the light supply rate of the light phase was normalized to a daily rate

**In batch experiment, it indicates the initial concentration

Table 4 Comparison between maximum specific growth rate (μ_{\max}) and maximum biomass productivity ($r_{x,\max}$) for different microalgae strains under phototrophic, mixotrophic and heterotrophic conditions

Microalgae species	μ_{\max} (d ⁻¹)			$r_{x,\max}$ (g L ⁻¹ d ⁻¹)			References
	Phototrophy	Mixotrophy	Heterotrophy	Phototrophy	Mixotrophy	Heterotrophy	
<i>T. obliquus</i>	0.71	1.3	0.44	–	–	–	(Combres et al. 1994)
<i>C. reinhardtii</i>	1.416	1.584	0.84	–	–	–	(Boyle and Morgan 2009)
<i>C. sorokiniana</i>	1.04	4.1	2.23	–	–	–	(Turon et al. 2015b)
<i>C. sorokiniana</i>	0.61	0.668	0.586	0.18	0.26	0.159	(Karimian et al. 2022)
<i>C. sorokiniana</i>	–	–	4.32	1.48	2.74	–	(Abiusi et al. 2020)
<i>M. pusillum</i>	0.58	0.85	0.52	–	–	–	(Bouarab et al. 2004)
<i>C. vulgaris</i>	–	–	–	0.01	–	0.087	(Liang et al. 2009)
<i>P. tricornutum</i>	–	0.86	–	0.262	0.317	–	(Cerón García et al. 2005)
<i>S. abundans</i>	0.119	0.193	–	0.025	0.059	–	(Gupta and Pawar 2018)
<i>C. pyrenoidosa</i>	–	–	–	0.02	0.121	–	(Rai et al. 2013)
<i>M. reisseri</i>	0.254	0.755	–	0.0070	0.280	–	(Liu et al. 2021)
<i>Picochlorum</i> sp.	–	–	–	0.028	0.095	–	(Goswami et al. 2022)
<i>C. regularis</i>	5.28	11	6.72	–	–	–	(Endo et al. 1977)
<i>H. pluvialis</i>	0.32	0.59	0.25	–	–	–	(Kobayashi et al. 1992)

Several microalgal species can grow using acetate as substrate for heterotrophic metabolism. Green algae belonging to the genera *Scenedesmus*, *Chlorella*, *Haematococcus* and *Chlamydomonas* have been more widely studied (Table 2). Under heterotrophic conditions, the highest maximum specific growth rate (μ_{\max}) have been reported for *C. sorokiniana* (5.9

d⁻¹, $t_d=2.8$ h) and *C. regularis* (6.72 d⁻¹, $t_d=2.5$ h) at 35 °C and 37 °C, respectively. *H. pluvialis* is the species for which the lowest heterotrophic μ_{\max} values were reported, ranging between 0.05 and 0.25 d⁻¹ at temperature between 16 and 33 °C (Table 2). For each microorganism, μ is a function of parameters such as temperature and pH. The effect of temperature on

Table 5 Comparison between maximum specific growth rate (μ_{\max}) and substrate to biomass yield ($Y_{X/S}$) measured for acetate and glucose for the same microalgal strain

	μ_{\max} (d ⁻¹)		$Y_{X/S}$ (g g ⁻¹)		References
	Acetate	Glucose	Acetate	Glucose	
Heterotrophy					
<i>A. protothecoides</i>	–	–	0.36	0.38	(Patel et al. 2022)
<i>C. sorokiniana</i>	–	–	0.30	0.38	(Patel et al. 2022)
<i>C. sorokiniana</i>	0.586	0.609	–	–	(Karimian et al. 2022)
<i>M. pusillum</i>	0.52	0.79	–	–	(Bouarab et al. 2004)
Mixotrophy	Acetate	Glucose	Acetate	Glucose	
<i>C. sorokiniana</i>	0.668	0.659	–	–	(Karimian et al. 2022)
<i>M. pusillum</i>	0.58	0.92	–	–	(Bouarab et al. 2004)
<i>M. meisseri</i>	0.724	0.755	–	–	(Liu et al. 2021)
<i>P. tricornutum</i>	0.86	1.33	–	–	(Cerón García et al. 2005)

heterotrophic growth on acetate of *C. sorokiniana* showed an increment of the μ_{\max} from 2.2 to 5.9 d⁻¹ for a temperature increment from 25 to 35 °C (Turon et al. 2015b). For *H. pluvialis*, a temperature increment from 16 to 25 °C increased the μ_{\max} from 0.07 to 0.21 d⁻¹, while a reduction was observed for higher temperatures (Hata et al. 2001). Only for *H. pluvialis* data on the effect of pH on heterotrophic growth were found (Table 2), with an increase of μ_{\max} as pH increased from 6.14 to 7.85, and a decrease at higher pH values (Hata et al. 2001). In other studies, the effect of pH was not investigated, and it was usually maintained constant at values between 6.5 and 7.2 (Table 2).

The Monod semi-saturation constant (K_S) for acetate was determined in only a few papers, with values ranging from 0.085 to 2.1 mM (Table 2).

The Haldane model has rarely been used to describe growth of microalgae on acetate. However, for *C. reinhardtii* it was crucial to describe the substrate-dependent inhibition observed for $C_{\text{tot}} > 0.4$ g L⁻¹ (6.7 mM) at pH 6.9, as the drop in the μ at high acetate concentration could not be predicted by the Monod model (Chen and Johns 1994). The $S_{\text{max},i}$ has been calculated only for *C. reinhardtii*, which, to the best of our knowledge, is the only strain for which both K_S and K_i are reported in the literature. It corresponds to 0.25 g L⁻¹ (4.1 mM), at pH 6.9. Despite the high interest on using acetate as substrate for microalgae, it is a remarkable gap that only one study has reported values for K_S and K_i , which are two important parameters to determine

the optimal acetate concentration and acetate feeding strategy. Moreover, it would be more reasonable to obtain these values directly for the undissociated form (CH₃COOH), which is the main species that induces inhibition, and for which the concentration can be adjusted by selecting an adequate pH and C_{tot} (Fig. 3).

The $Y_{X/S}$ is usually fixed as a constant value in microalgae modelling; however, it can even change as a function of acetate concentration, due to inhibition and as a consequence of substrate consumption for maintenance. For *C. reinhardtii*, a reduction in the $Y_{X/S}$ from 0.51 to 0.13 g g⁻¹ was reported when C_{tot} was increased from 0.29 to 3.30 g L⁻¹ (Chen and Johns 1994), likely due to inhibition given by CH₃COOH at higher C_{tot} . Reductions in the yields have been even observed in yeasts like *S. cerevisiae* and *Candida* (Men Chung Tseng and Wayman 1975). The Pirt model (Eq. 17) was used to determine the variation of the $Y_{X/S}$ as a consequence of substrate consumption for maintenance, without considering substrate inhibition.

$$\frac{1}{Y_{X/S}} = \frac{1}{Y_g} + \frac{m}{\mu} \quad (17)$$

where Y_g represents the true yield for biomass synthesis. For *C. reinhardtii*, the maintenance term m was estimated to be 0.011 g g⁻¹ h⁻¹ (Chen and Johns 1996a). The Pirt model works better in CSTR because lower acetate concentrations can be maintained. To take into account the $Y_{X/S}$ variation due to acetate

inhibition, the Eqs. 18 and 19 have been proposed for microalgae (Chen and Johns 1994).

$$Y_{X/S} = \frac{Y_g}{\frac{K_S}{S} + 1 + \frac{S}{K_I}} \quad (18)$$

$$Y_{X/S} = \alpha\mu - \beta \quad (19)$$

The $Y_{X/S}$ value reported in heterotrophic conditions vary between 0.13 and 0.55 g g⁻¹ and between 0.38 and 0.64 C_{mol,X} C_{mol,S}⁻¹, for *C. reinhardtii* and *C. sorokiniana* (Table 2). The constants α and β need to be experimentally determined (Chen and Johns 1996a). Models that incorporate the effects of substrate inhibition are more adequate for batch cultivation, as higher substrate concentrations are employed (Chen and Johns 1996a).

Acetate has been more frequently used in mixotrophy, as this cultivation mode could allow higher yields and growth rates than heterotrophy (Table 2, 3 4 and 5). Moreover, certain species like *Phaeodactylum tricornutum* cannot grow without light due to the absence of substrate transporters (Zaslavskaja 2001). In mixotrophy, the highest μ_{\max} is reported for *C. sorokiniana* at 35 °C (5.6 d⁻¹, t_d=2.9 h) (Table 3).

Under mixotrophic conditions, growth rate can be enhanced by the parallel activity of photosynthesis and acetate uptake, providing both energy and carbon to the metabolic pathways essential for algal growth. To confirm this, μ_{\max} must be determined for the same strain in photoautotrophic, mixotrophic and heterotrophic conditions. Different studies have compared these conditions (Table 4). In all these studies, the highest μ_{\max} was observed in mixotrophy. For four of them, for *C. sorokiniana*, *T. obliquus*, *C. regularis* and *H. pluvialis*, μ_{\max} in mixotrophy ($\mu_{\max,\text{mixo}}$) was approximately equal to the sum of μ_{\max} in sole phototrophic ($\mu_{\max,\text{photo}}$) and heterotrophic ($\mu_{\max,\text{hetero}}$) condition ($\mu_{\max,\text{mixo}} = \mu_{\max,\text{photo}} + \mu_{\max,\text{hetero}}$). Further evidence for additive pathways was provided by experiments in which dichlorophenyl-dimethylurea (DCMU) was added. DCMU is a specific inhibitor of photosystem II. When DCMU was added to mixotrophic cultivations, the growth rate dropped to the same value attained in heterotrophic conditions (Kobayashi et al. 1992; Turon et al. 2015b).

The $\mu_{\max,\text{hetero}}$ is usually comparable to $\mu_{\max,\text{photo}}$, consequently $\mu_{\max,\text{mixo}}$ is close to being

double (Table 4). In different studies, the experimentally measured μ_{mixo} was below the sum $\mu_{\max,\text{photo}} + \mu_{\max,\text{hetero}}$. This is likely due to light and CO₂ limitations in the mixotrophic experimental setup that make $\mu_{\text{photo}} < \mu_{\max,\text{photo}}$. In other cases it is even possible that $\mu_{\text{mixo}} > \mu_{\text{photo}} + \mu_{\text{hetero}}$, when μ_{photo} is measured in CO₂-limited conditions and does not correspond to $\mu_{\max,\text{photo}}$. In this case, the CO₂ releases by acetate oxidation in mixotrophic condition can increase the photosynthetic activity (Pessi et al. 2023). The best way to account for light and CO₂ dependence is to use models to determine μ_{photo} from the light and CO₂ supply rate provided to the reactor, including factors as reactor geometry and biomass concentration, as explained in detail in previous works (Lee et al. 2015). Even if mixotrophy can allow for higher μ_{\max} , the observed μ can quickly drop as the increase in biomass concentration starts to limit light penetration, making $\mu_{\text{mixo}} \sim \mu_{\text{hetero}}$.

In some studies, detailed metabolic models have been used. The mixotrophic growth of *Chlorella* was modelled in a metabolomic model that includes 188 reactions and 173 metabolites to describe heterotrophic and mixotrophic growth on acetate and other organic substrates, allowing the prediction of results from several experimental studies (Pessi et al. 2023). However, such a model required the estimation of 16 different kinetic parameters and needs further improvements to include the effect of relevant factors such as pH and T.

Mixotrophy allows to obtain better results even for the biomass yield on acetate ($Y_{X/S}$), as compared to heterotrophy. Indeed, coupling phototrophy and heterotrophy enables the recycling of CO₂ released from acetate catabolism, fixing it through photosynthesis. In closed photobioreactors where acetate has been supplied as the sole carbon source to *C. sorokiniana*, without any gas exchange, the released CO₂ was completely converted into biomass by the photosynthetic pathway, obtaining C_{mol,X} C_{mol,S}⁻¹=0.94 (Abiusi et al. 2020). Besides CO₂ recycling, mixotrophic growth can make cells independent from acetate for energy generation (provided by photosynthesis), directing a large portion of carbon from acetate towards biomass (Boyle and Morgan 2009).

In many studies, the yield on acetate in mixotrophic cultivation has been calculated without distinguish between C provided by CO₂ and C provided by acetate (Lacroux et al. 2022, 2021). Such

studies reported yields > 1 because the carbon from the additional fed CO_2 was not subtracted from the calculation of the yield. This type of calculation is not recommended because it does not allow the determination of how much of the carbon in the biomass came from acetate and how much came from CO_2 . Due to this uncertainty, these yields were not included in Table 3. To eliminate the CO_2 contribution from the C-yield, different methods have been used, such as subtracting the carbon from CO_2 fixation determined from a phototrophic control test (Turon et al. 2015b), using acetate as the sole C source (Abiusi et al. 2020), or employing chemicals to selectively inhibit photosynthetic activity (Kobayashi et al. 1992; Turon et al. 2015b). Similar to heterotrophy, in mixotrophy, growth parameters such as μ_{max} and $Y_{X/S}$ can strongly vary when factors such as temperature, pH and acetate concentration change. For example, in mixotrophic conditions, the μ_{max} of *C. sorokiniana* increased from 4.14 ± 0.35 to $5.65 \pm 0.55 \text{ d}^{-1}$ with an increase in temperature from 25 to 35 °C (Turon et al. 2015b). The effect of pH on mixotrophic growth with acetate was tested on different species, finding that pH 7.0 is the optimal value, while cell growth is reduced in the pH range from 6 to 9, and it is completely inhibited at pH 5 and pH 10 (Lacroux et al. 2020). As we mentioned in the previous paragraph, pH must be efficiently controlled to avoid too high CH_3COOH concentration, but the inhibition threshold of CH_3COOH can even change depending on the pH (Lacroux et al. 2020). Biomass productivity represents a crucial factor in microalgal bioprocesses. Limited biomass productivity is considered a major challenge affecting the economical sustainability of microalgae cultivation in photoautotrophic conditions, mainly due to limited light penetration inside reactors (Ruiz et al. 2016). The organic carbon provided by acetate can sustain cell growth independently of light supply, significantly enhancing biomass productivity compared to light dependent growth. Mixotrophic conditions can improve biomass productivity (r_X) compared to phototrophic conditions, due to the increase in μ_{max} ($\mu_{\text{max,mix}} = \mu_{\text{max,photo}} + \mu_{\text{max,hetero}}$) and the reduced dependence of μ on light (Table 4). The highest r_X found in mixotrophy is 2.74 g L d^{-1} , for *C. sorokiniana* SAG 211/8 K, which is +85% the r_X of the same strain in phototrophic condition (Abiusi et al. 2020). Unfortunately, the comparison

of r_X for the same strains in the three configurations was rarely reported. There is also limited data on microalgal biomass productivity in heterotrophy with acetate. Despite the scarcity of data, a much higher r_X is expected for heterotrophic cultivations than those reported for phototrophic and mixotrophic conditions since, in heterotrophy, the growth rate is light-independent and high growth rate can be maintained even at high biomass concentration. Indeed, for *C. sorokiniana* and *Scenedesmus acuminatus* cultivated on glucose, productivities up to 73 and $91 \text{ g L}^{-1} \text{ d}^{-1}$ have been reported, respectively (Jin et al. 2021a, 2020). Similar values are expected to be achievable even with acetate by implementing an appropriate fed-batch feeding to avoid substrate inhibition.

Since one of the main expected advantages of acetate utilization is the replacement of the conventional and costly glucose as organic substrate, it is useful to compare acetate with glucose in terms of efficiency for microalgae utilization (Barbosa et al. 2023; Ruiz et al. 2022). Acetate and glucose have the same C content (40% by mass). Glucose oxidation produces 2.8 kJ mol^{-1} , while acetate oxidation produces 0.8 kJ mol^{-1} . In terms of metabolic energy yield, 1 mol of acetate produces 9 ATP, while 1 mol of glucose is expected to produce between 29 and 32 ATP (Flurkey 2010). When normalized for mass, these values become quite comparable; indeed, they correspond to 0.15 ATP g^{-1} for acetate and $0.16\text{--}0.18 \text{ ATP g}^{-1}$ for glucose. Therefore, acetate is expected to have a biomass to substrate mass yield about 6–17% lower than glucose, which is in agreement with experimental data obtained in heterotrophy (Table 5). However, to the best of our knowledge, only one study available in the current literature actually measured the yield obtained for both glucose and acetate utilization (Patel et al. 2022). More experimental data would be needed to make more reliable comparisons.

For what concerns kinetic parameters, when μ_{max} was estimated under comparable experimental conditions for both acetate and glucose, the values found for acetate were typically between 4 and 37% lower than for glucose (Table 5).

These data indicate that acetate is a promising substrate for the development of mixotrophic and heterotrophic processes at an industrial scale. It can maintain productivity and yields comparable to conventional glucose, with the added advantage to be

produced through different processes that can be less expensive and more integrable within a sustainable circular economy framework.

In general, the preliminary critical analysis presented here indicates that acetate could efficiently replace conventional sugars like glucose in both heterotrophy and mixotrophy under properly designed processes for microalgae cultivations.

4 Two-phase processes: acetate synthesis—microalgae cultivation

As we presented in the previous paragraphs, there are various ways to produce acetate from different sources such as various biomasses, wastes, by-products, gases and petroleum sources. Methanol carbonylation is the conventional process currently employed for producing acetate from fossil sources, contributing to increased GHG emissions. Pure acetate can be used in every kind of process configuration, and its utilization will not be discussed here since the main focus of this work is to describe and discuss the utilization of acetate obtained from alternative processes.

The term “two-phase process” refers to the integration of a first step to synthesize acetate (first phase) with microalgae cultivation on acetate in mixotrophic or heterotrophic mode (second phase) (Fig. 4). In some cases, acetate is not the main product of the first phase, but rather a by-product or waste. Such integration can have the dual advantage of valorizing acetate by directly converting it into value-added microalgal biomass, including high-value molecules such as proteins, fatty acids, pigments, etc. This approach aims to make microalgae bioprocesses more sustainable. This section aims to describe how different processes to synthesize acetate can be integrated with its utilization as feed for microalgae growth. The state of the art is discussed, highlighting the pros and cons of each process and emphasizing the literature gaps to be explored in the future.

Microalgae growth on acetate-rich streams produced by aerobic fermentation is not described since no relevant studies were found in the literature for this integration. This might be because this process is currently used to produce vinegar, which can be already considered a high-value product used for food.

4.1 Microalgae growth on acetate-rich streams produced by anaerobic fermentation of wastes/wastewaters

As outlined in the previous sections, acetate is one of the main by-products in the effluents from anaerobic fermentation processes. It often accounts for the largest fraction of VFAs generated during these metabolic processes, commonly employed for the biological treatment of various agricultural, industrial and urban wastes/wastewaters. To enhance the economic sustainability of the biohydrogen production through dark fermentation, several strategies have been proposed for the valorization of VFAs by-product. These strategies include photofermentation and their utilization in microbial electrolysis cells. However, both technologies require additional steps for the process to be successful, as for example the removal of ammonia and oxygen from the effluents for photofermentation and the inhibition of methane production during the electrohydrogenesis (Chalima et al. 2019). In contrast, coupling the consumption of VFAs with the production of valuable algal biomass could be a better solution to make the processes more competitive (Chalima et al. 2017). Over the last two decades, numerous studies have aimed at integrating acidogenic fermentation and dark fermentation effluents with a microalgae-based biorefinery for valuable biomass production (Turon et al. 2016). Microalgae can grow on these effluents under both mixotrophic and heterotrophic cultivation modes, simultaneously removing other nutrients such as N and P. In a large portion of the studies, the primary focus within a biorefinery approach has been the production of lipids for biodiesel synthesis (Fei et al. 2015; Patel et al. 2022; Turon et al. 2016; Zuo et al. 2020).

The production of high-value compounds such as omega-3 fatty acids and proteins has also been recently investigated (Chalima et al. 2019). It should be noted that in several studies, anaerobic fermentation effluents were pre-treated by sterilization and/or dilution to prevent bacterial contamination and inhibitory effects on algal growth. Indeed, other VFAs as butyrate and propionate, typically present alongside acetate, can have more relevant inhibitory effects. Synthetic media made with pure VFAs have usually been used to evaluate the inhibitory effects of high concentrations of nutrients or VFAs (Chalima et al. 2019; Fei et al. 2015; Lacroux et al. 2021; Patel et al.

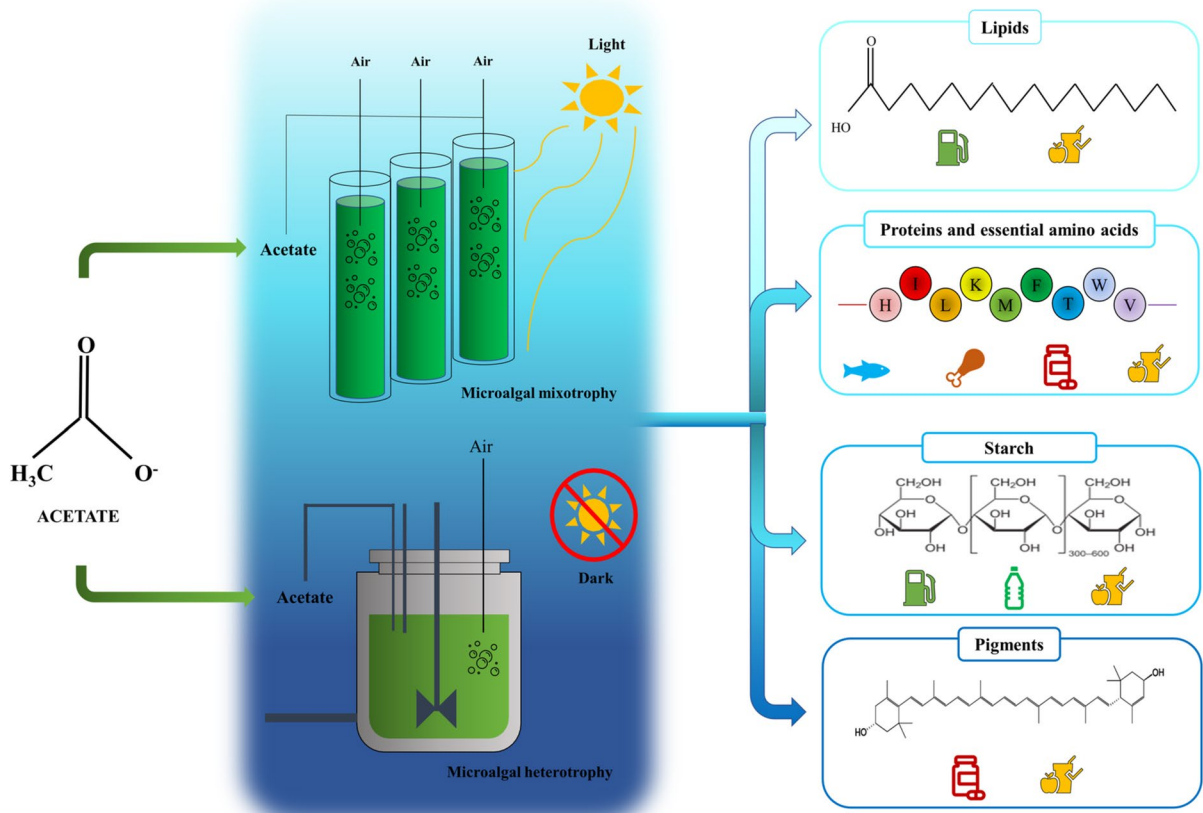


Fig. 4 Overview of the utilization of acetate in mixotrophic and heterotrophic processes for microalgae cultivation to synthesize various value-added compounds

2022). In contrast, only limited studies have been conducted on undiluted or raw effluents from anaerobic fermentation (Szwarc et al. 2020; Turon et al. 2016; Zuo et al. 2020). The utilization of effluents as source of VFAs in an industrial process is hardly applicable in sterilized reactors; therefore, the presence and control of bacteria contaminants should be taken into account when the process is developed. The ability to tolerate different VFAs and nonsterile effluents is highly species-specific and requires dedicated control strategies to minimize resulting negative effects (Di Caprio et al. 2022, 2019a, 2018). Studies conducted on undiluted and unsterilized effluents were carried out using species belonging to the *Chlorella* genus, such as *C. sorokiniana* and *Chlorella vulgaris*. In some cases the strain was isolated directly from wastewater to be adapted to the specific conditions used (Zuo et al. 2020). Acetate is by far the preferred VFA to sustain microalgal growth (Chalima et al.

2017; Turon et al. 2016). Some algal strains have been cultivated on acetate up to $30\text{--}38\text{ g L}^{-1}$ (Chalima et al. 2019; Lacroux et al. 2022). When microalgae are grown in media containing a mixture of VFAs, diauxic growth is the typical behavior observed, with acetate the first substrate used (Baroukh et al. 2017). Butyrate is the second preferred VFA. *C. sorokiniana* starts consuming butyrate only when acetate is below $5.39 \cdot 10^{-10}\text{ M}$ (Baroukh et al. 2017). Butyrate has been reported to cause strong inhibitory effects or inability to grow in microalgae. For *C. sorokiniana*, the non-inhibiting concentration was very low: 0.019 mM. In a study comparing different microalgal strains, butyrate was found to have inhibitory threshold values (0.14–0.28 mM), significantly lower than those of acetate (0.68–3.45 mM) (Lacroux et al. 2020). The presence of acetate or the mixotrophic condition allows microalgae to grow at butyrate concentrations much higher than those tolerable with

sole butyrate. Indeed, in mixed substrate conditions, microalgae can use other substrates (acetate, light- CO_2) to grow in a first phase and then use butyrate only in a second phase in which they have higher biomass to substrate ratio, thus reducing inhibitory effects (Baroukh et al. 2017). When microalgae are cultivated with effluents from anaerobic digestion, inhibitory effects of VFAs can be minimized by using higher acetate/butyrate ratios, higher illuminations, or higher biomass concentration (Baroukh et al. 2017).

A model based on metabolic network found the same $C_{\text{mol-X}} C_{\text{mol-S}}^{-1}$ yield for acetate and butyrate for *C. sorokiniana* (Baroukh et al. 2017). A higher yield could be expected from butyrate, since it is more reduced, but it requires more energy for intracellular uptake (Baroukh et al. 2017). Propionate is another major VFA present in the effluents from anaerobic digestion. It is usually only assimilated at lower concentrations, with inhibitory effects on algal cells (Chalima et al. 2019; Patel et al. 2022; Venkata Mohan and Prathima Devi 2012). To overcome the aforementioned limitations, recent efforts have also been made to assay less commonly applied microalgal species for effluent exploitation, both with a view to obtaining the production of high value-added compounds and finding strains with increased tolerance to VFAs. To this aim, purely heterotrophic species are regarded as a promising alternative, being naturally adapted to metabolize organic acids since they rely entirely on organic carbon for growth (Lacroux et al. 2022). From screening experiments involving 10 different strains, *Euglena gracilis*, *Ochromonas danica* and *Polytomella* sp. exhibited higher tolerance than *C. sorokiniana* to acetate and butyrate in their undissociated form (Lacroux et al. 2022). In particular *Polytomella* sp. was the most tolerant strain, with the ability to grow in presence of 18 g L^{-1} butyrate at pH 6.5, a concentration 10 folds higher than that one tolerated by *C. sorokiniana* (Lacroux et al. 2022). *E. gracilis* and *Polytomella* sp. accumulated up to 58% and 65% carbohydrates when grown on VFAs, while *C. sorokiniana* accumulated up to 42% lipids (Lacroux et al. 2022). Chalima and colleagues demonstrated the ability of the heterotrophic marine dinoflagellate *Cryptocodinium cohnii* to metabolize different VFAs for the production of omega-3 fatty acids, being able to grow on acetate and butyrate up to 30 g L^{-1} and up to 20 g L^{-1} for propionate, with $Y_{X/S}$ of 0.29, 0.31 and 0.16 for acetate, butyrate and propionate,

respectively (Chalima et al. 2019). *C. cohnii* was able to accumulate up to 30–50% of dry weight as lipids, and between 31 and 35% of lipids as docosahexaenoic acid (DHA). The same strain also demonstrated the ability to grow using the permeate originated from ultrafiltration of dark fermentation residual effluent as medium. With this real wastewater, *C. cohnii* produced up to 6.5 g L^{-1} biomass with 24.6% lipids, 30% of which was DHA (Chalima et al. 2019). Overall, based on the literature, the growth of microalgae on acetate-rich streams produced by anaerobic fermentation of wastes/wastewaters is a technology still at lab-scale, as several variables for process optimization are currently under investigation.

These variables are related both to abiotic parameters, such as temperature, light intensity and pH control, and biotic factors concerning the selection and adaptation of the most suitable algal species/strain for growth on the specific VFAs mixture, as well for the control of competition with bacteria contaminants (Turon et al. 2016).

Greater efforts must be made to achieve a comprehensive characterization of the microbial populations associated with the effluents and the possible symbiotic and competitive interactions established with the algae during the process. This information, along with a thorough characterization of the effluent in terms of the C, N, and P composition, can allow for a better elucidation of the dynamics of microbial growth and interaction during the treatment, achieving greater control over and more room for increasing efficiency.

Finally, it is noteworthy that numerous studies have been carried out to assess the growth of different algal species on anaerobic digestate obtained from the process used to produce methane. Such digestates vary in composition depending on the kind of waste used as feed for anaerobic digestion. The resulting digestate is mainly rich in inorganic nutrients such as N and P, while organic substrates range between 0.9 and 7.8 g L^{-1} COD (Chuka-ogwude et al. 2020; Tawfik et al. 2022; Ülgüdür et al. 2022). In this kind of effluent, N is mainly in the ammonium form, at concentrations between of 1000 and 6000 mg L^{-1} of $\text{NH}_3\text{-N}$, requiring dilution to below $\sim 100 \text{ mg L}^{-1}$ to avoid toxic effects on microalgae. The resulting diluted effluents usually have too low COD to sustain relevant heterotrophic metabolism. Consequently, anaerobic digestate has been used mainly in mixotrophic mode

for the removal of N and P. The optimization of anaerobic digestate utilization in microalgae cultures has been already exhaustively reviewed in recent literature and is not described in this work since it is scarcely related to the valorization of acetate as a substrate (Chuka-ogwude et al. 2020; Tawfik et al. 2022; Ülgüdür et al. 2022).

Another important aspect to consider in the integration of microalgae cultivation with anaerobic digestion processes is biogas upgrading. This involves using CO₂ obtained as a by-product from anaerobic digestion as a source of C for mixotrophic microalgae cultivations, enhancing the sustainability of the algae cultivation process and minimizing production waste and process costs.

4.2 Microalgae growth on acetate-rich streams produced by C1 fermentation

As discussed in paragraph 2.2.4, acetate is the major product of acetogenic strains, especially when grown on CO₂-H₂ substrates. To broaden the product spectrum of acetogens, a recent strategy consists in the development of a two-stage bioprocess. This process combines the anaerobic production of acetate via C1 gas fermentation with a second step based on acetate-metabolizing aerobic microorganisms (Bae et al. 2022; Ricci et al. 2023). This novel “two-stage” system is physically separated in two different sequential bioreactors or temporally separated inside the same bioreactor, due to the impossible coexistence of acetogenic microbes in an aerobic environment. By this approach, the acetate generated through gas fermentation has been successfully converted into heptadecane (Lehtinen et al. 2018) and polyhydroxyalkanoates (Cestellos-Blanco et al. 2021), using bacterial strains such as *Acinetobacter baylyi* and *Cupriavidus basilensis*, respectively. Furthermore, fungi such as *Aspergillus oryzae*, non-oleaginous yeast such as *S. cerevisiae*, and oleaginous yeast like *Yarrowia lipolytica* have been tested to produce dicarboxylic acids, proteins for animal feed and lipids (Hu et al. 2016; Molitor et al. 2019; Oswald et al. 2016). Microalgae are particularly promising candidates for converting acetate from C1 gas fermentation into value-added compounds, given their ability to produce various biochemical compounds such as omega-3 fatty acids, proteins, pigments, with applications in food and feed sectors.

Importantly, it should be considered that gas fermentation effluents rich in acetate might contain other compounds, which could either negatively affect the growth of microalgae or, conversely, lack essential nutrients such as N or P. Consequently, the chemical composition should be assessed to supplement any missing nutrients.

In scenarios where only acetate is recovered and the residual mineral medium is recycled in the gas fermentation process to reclaim mineral elements, the acetate production cost can be reduced by about 16.5–29.5%, with reduced CO₂ emissions (Kim et al. 2023). Alternatively, if the whole mineral medium is used for microalgae cultivation, the residual elements could contribute to reduce the cost of microalgae biomass production.

When obligate heterotrophic strains such as bacteria and yeasts are employed in the second phase, a remarkable fraction of acetate carbon is lost as CO₂ through aerobic respiration, negatively affecting the carbon balance of the integrated two-stage process (Hu et al. 2016; Molitor et al. 2019).

Another crucial aspect to consider in the coupling of gas fermentation and microalgal cultivations is the enhanced control of contamination by foreign bacteria. Foreign heterotrophic bacteria can easily become a relevant issue in mixotrophic and heterotrophic microalgae cultures, as they have μ_{\max} much higher than microalgae (Di Caprio et al. 2022). This issue is particularly relevant when acetate comes from effluents generated by wastewater valorization (e.g. the case of anaerobic digestion of wastes) since the medium contains high initial bacteria load and a complex composition, making difficult the sterilization. The presence of organic carbon sources stimulates the growth of competitive bacteria, leading to a loss in biomass productivity and the final biomass quality. Acetate produced from C1 gas fermentation offers a significant advantage, as it originates from sterilized broths used for pure cultures (during gas fermentation). Once gas fermentation concludes, residual anaerobic bacteria cannot survive aerobic conditions. It can be assumed that only acetogenic anaerobic bacteria will remain in the outflow leaving the first reactor. Consequently, simple exposure to air (and oxygen) could be sufficient to eliminate all residual bacteria. This aspect enables the maintenance of a sterile environment or, at the very least, a much lower initial bacteria contamination when utilizing the

residual broth enriched in acetate to feed microalgae. Maintaining a low or zero bacteria contamination in the medium fed to microalgae under mixotrophic or heterotrophic conditions can significantly enhance the performance of the second phase with microalgae (Di Caprio et al. 2022).

The combination of gas fermentation and mixotrophic algal growth could offer a sustainable approach to produce lipids, proteins or starch from C1 gases. Despite its relevant potential, no studies have been found where microalgae are cultivated using acetate from gas fermentation as a substrate. This represents a relevant gap that should be addressed in the future.

4.3 Microalgae growth on acetate-rich streams produced by thermochemical conversion

Various studies have been conducted to investigate the feasibility of using acetate from the thermochemical conversion of biomasses for microalgae cultivation. Some of these studies investigated the possibility to use residual water from HTC and HTL as a source of nutrients for microalgae (López Barreiro et al. 2015; Tarhan et al. 2021; Yao et al. 2016). However, these studies were mainly motivated by the idea of recovering nutrients such as N and P to feed microalgae. Often, the ultimate target was to employ the resulting microalgae biomass after lipid extraction in the hydrothermal process, creating a closed loop for nutrient recycling. As the stimulation of heterotrophic metabolism was not the main target, the HTC and HTL process water in these studies was highly diluted, with dilution factors between 50× and 400×. This led to acetate concentration often below 50 mg L⁻¹ (López Barreiro et al. 2015; Tarhan et al. 2021; Yao et al. 2016), which is too low to induce significant growth improvements through the stimulation of heterotrophic metabolism. When higher acetate concentrations were tested, higher biomass concentrations were achieved (López Barreiro et al. 2015). These studies utilized process water from HTC and HTL without relevant pre-treatments. Consequently, a common issue was the presence of antimicrobial compounds, such as hydroxymethylfurfural (HMF) and furfural (Tarhan et al. 2021), which can reduce the growth rate of microalgae when present at too high concentrations. This inhibition resulted in better growth being observed at higher dilutions or under

phototrophic control conditions, rather than with a higher concentration of acetate (Du et al. 2012; López Barreiro et al. 2015; Tarhan et al. 2021). For this reason, to utilize acetate synthesized by HTC or HTL as feed, a detoxification or purification step to obtain purer acetate should be conducted. This process also depends on the biomass source used in the hydrothermal treatment, as it can affect the ratio between acetate and antimicrobial compounds (Tarhan et al. 2021). A few studies have investigated the utilization of acetate from bio-oil produced by pyrolysis for the cultivation of microalgae (Liang et al. 2013; Zhao et al. 2016, 2015). As for HTL and HTC process water, a common finding of these studies was the relevant inhibitory effect of bio-oil on microalgae growth (López Barreiro et al. 2015). Even in the case of bio-oil from pyrolysis, phenols, furfural and HMF and other organic compounds were identified as the main responsible for the inhibitory effects. Research on bio-oil from pyrolysis mainly focused on optimizing pre-treatments for the removal of these inhibitory compounds or developing new strains with better resistance. Metabolic evolution of *C. reinhardtii* allowed to obtain a strain able of growing even with 50% raw bio-oil or 100% bio-oil obtained after activated carbon (AC) treatment. In contrast, the wild type strain could only grow with 10% bio-oil after AC treatment (Liang et al. 2013). Alkali precipitation with different reagents has been tested, with Ca(OH)₂ identified as the most effective detoxification reagent, enabling the removal of compounds like phenols and acetol through precipitation (Zhao et al. 2015). Without pre-treatments, toxic effects were observed even at very low concentrations of the bio-oil, around 0.05–0.1%, while with alkali treated bio-oil, microalgae could grow at concentrations up to 4–5% (Zhao et al. 2015, 2013).

The efforts made so far on to reduce inhibitory effects have reached, at best, achieved growth comparable to control phototrophic cultures. Due to the presence of several inhibitory compounds, it is likely that the separation of pure acetate from the bio-oil could be the main alternative for exploiting acetate to achieve biomass productivities higher than those of phototrophic cultures (Sarchami et al. 2021). Another potential strategy could involve optimizing the pyrolysis process to obtain acetate with higher selectivity, resulting in purer acetate (Hou et al. 2021). The bio-oil production process can be optimized to obtain

a bio-oil more suitable for microalgae cultivation. Increasing the acetate content and purity in the bio-oil from pyrolysis and in the process water from HTC or HTL could be a promising approach to test in the future for integrating acetate production through thermochemical processes with microalgae cultivation more effectively.

4.4 Microalgae growth on acetate-rich streams produced by microbial electrosynthesis (MES) and artificial photosynthesis

Two-stage bioprocesses based on acetate production through MES or artificial photosynthesis, coupled with acetate-driven microbial processes to produce bio-commodities, represent another emerging field of research. For example, acetate-rich effluents generated by *S. ovata* have been converted into long chain alkyl esters by *A. baylyi* or into butanol, polyhydroxyalkanoates and isoprenoids by genetically engineered *Escherichia coli* strains (Lehtinen et al. 2017; Liu et al. 2015a). Similar to the previously described acetate-production processes, the heterotrophic or mixotrophic growth of microalgae on these substrates could be a promising approach for generating starch, protein, lipids and other value-added compounds. To the best of the authors' knowledge, *C. reinhardtii* is the only unicellular alga investigated in this context. Specifically, the acetate-diluted effluent from a two-step CO₂ electrolysis cell, powered by photovoltaics, was successfully tested for the heterotrophic growth of *C. reinhardtii*, resulting in a yield of 0.28 g of algal biomass per g of acetate consumed (Hann et al. 2022). In this study, the effluent from the electrolysis cell was diluted to a final acetate concentration of 17.5 mM, at pH 7.2. A challenge encountered was avoiding excessive electrolyte concentration. *C. reinhardtii* exhibited growth at an acetate:electrolyte (KOH or KHCO₃) ratio higher than 0.4 mol mol⁻¹, while it did not grow at lower ratios between 0.015 and 0.2 mol mol⁻¹. This process configuration was found to be almost four times more efficient in solar energy to biomass conversion than direct production from terrestrial crops for microalgae biomass. It is possible that other strains, such as *Spirulina*, could potentially grow even better in such streams as they are more adapted than *C. reinhardtii* for growing in alkaline pH with high bicarbonate concentrations.

5 Conclusions and outlook

In recent years, many innovative acetate production processes have been developed to derive acetate from several resources such as wastes, wastewaters, by-products, light, H₂ and CO₂. Integrating these processes with microalgae cultivation through two-phase processes can allow to synthesize molecules with added value. These molecules find applications in food, feed, pharmaceutical, fuels and biomaterials, offering more sustainable routes based on renewable resources within a circular economy framework.

This review shows that acetate is a good organic substrate for microalgae growth. It can be utilized by many strains in both mixotrophy and heterotrophy, exhibiting yields and growth rates comparable to conventional glucose. However, careful consideration is needed in designing the feeding strategy, taking into account the inhibitory effects of the undissociated form, dependent on the medium pH.

Mixotrophy is the strategy that can allow to attain the highest growth rates (double that of phototrophy), and the highest C-yields (up to ~ 100%). However, productivity can be substantially limited by the light supply rate. Heterotrophy could potentially achieve significantly higher productivity, but at the cost of CO₂ release and lower C-yields.

Currently, anaerobic fermentation of wastes/wastewaters appears to be the readiest technology to produce acetate for microalgae cultivation. Acidogenic or dark fermentation ensure higher acetate titers. However, limitations include CO₂ release during fermentation, production of side-products like butyrate, propionate and ammonia (with inhibitory effects on microalgae), and the scarce possibility to control bacteria contaminations.

More recent processes as C1 gas fermentation, microbial electrosynthesis and artificial photosynthesis looks more promising for the future. Indeed, such processes can produce acetate directly from CO₂, using renewable resources, and with acetate selectivity and titers sufficiently high to be fed to microalgae in mixotrophic and heterotrophic processes, without remarkable inhibitory problems expected.

The literature analysis revealed the following main gaps worth of investigation in future studies:

- More efforts are required to determine model parameters (K_i , K_S) necessary to predict quan-

tatively microalgae growth rate on acetate, including its inhibitory effects. So far, just a few studies determined such parameters and only in limited experimental conditions. Kinetic parameters should be determined for a higher number of strains and at different pH and temperatures.

- No relevant study was found investigating the use of acetate in fermenters to achieve the typical high cell density, as has been done with glucose.
- Studies are lacking on testing acetate from C1 gas fermentation as feed for microalgae cultivations. The integration between these processes looks very promising for an industrial scale-up (high acetate titer and purity, easy sterilizable process line).
- Studies are missing on testing acetate produced from electrochemical processes (MES/artificial photosynthesis) as feed for microalgae cultivations. These streams are promising for the selective production of acetate and the residual presence of carbonate that could be used in mixotrophic cultures, especially by cyanobacteria adapted to grow at alkaline pH.
- Thermochemical processes are currently not promising for acetate production for microalgae due to the low product selectivity and presence of toxic products. Developing more selective thermochemical processes to be tested as fed for microalgae is a potential future approach.
- Many studies on mixotrophic and heterotrophic cultivations have focused solely on biomass production. More studies on specific end-products are required.
- More efforts should be directed towards screening new microalgal strains with increased tolerance to high concentration of acetate, VFAs, and other inhibitory compounds.
- The majority of studies have been conducted on a laboratory scale. Additional studies at the pilot scale are required to assess the economic and environmental sustainability of microalgae processes supplied with acetate, in comparison to conventional phototrophic processes.

Funding Open access funding provided by Università degli Studi di Roma La Sapienza within the CRUI-CARE Agreement.

Declarations

Conflict of interest The authors have no conflict of interests to declare that are relevant to the content of this article.

Open Access This article is licensed under a Creative Commons Attribution 4.0 International License, which permits use, sharing, adaptation, distribution and reproduction in any medium or format, as long as you give appropriate credit to the original author(s) and the source, provide a link to the Creative Commons licence, and indicate if changes were made. The images or other third party material in this article are included in the article's Creative Commons licence, unless indicated otherwise in a credit line to the material. If material is not included in the article's Creative Commons licence and your intended use is not permitted by statutory regulation or exceeds the permitted use, you will need to obtain permission directly from the copyright holder. To view a copy of this licence, visit <http://creativecommons.org/licenses/by/4.0/>.

References

- Abiusi F, Wijffels RH, Janssen M (2020) Doubling of microalgae productivity by oxygen balanced mixotrophy. *ACS Sustain Chem Eng*. <https://doi.org/10.1021/acssuschemeng.0c00990>
- Abiusi F, Trompetter E, Pollio A, Wijffels RH, Janssen M (2022) Acid tolerant and acidophilic microalgae: an underexplored world of biotechnological opportunities. *Front Microbiol* 13:820907. <https://doi.org/10.3389/FMICB.2022.820907/BIBTEX>
- Agostino V, Rosenbaum MA (2018) Sulfate-reducing electroautotrophs and their applications in bioelectrochemical systems. *Front Energy Res* 6:382161. <https://doi.org/10.3389/FENRG.2018.00055/BIBTEX>
- Ahmad F, Silva EL, Varesche MBA (2018) Hydrothermal processing of biomass for anaerobic digestion—a review. *Renew Sustain Energy Rev* 98:108–124. <https://doi.org/10.1016/J.RSER.2018.09.008>
- Alibaba.com Limited [WWW Document], 2024. URL <https://www.alibaba.com/> (Accessed 1 March 2024)
- Andrews JF (1968) A mathematical model for the continuous culture of microorganisms utilizing inhibitory substrates. *Biotechnol Bioeng* 10:707–723
- Anuar Sharuddin SD, Abnisa F, Wan Daud WMA, Aroua MK (2016) A review on pyrolysis of plastic wastes. *Energy Convers Manag* 115:308–326. <https://doi.org/10.1016/J.ENCONMAN.2016.02.037>
- Araújo R, Vázquez Calderón F, Sánchez López J, Azevedo IC, Bruhn A, Fluch S, Garcia Tasende M, Ghaderiadekani F, Ilmjärvi T, Laurans M, Mac Monagail M, Mangini S, Peteiro C, Rebours C, Stefansson T, Ullmann J (2021) Current status of the algae production industry in Europe: an emerging sector of the blue bioeconomy. *Front Mar Sci* 7:1–24. <https://doi.org/10.3389/fmars.2020.626389>
- Bae J, Song Y, Lee H, Shin J, Jin S, Kang S, Cho BK (2022) Valorization of C1 gases to value-added chemicals using

- acetogenic biocatalysts. *Chem Eng J* 428:131325. <https://doi.org/10.1016/j.cej.2021.131325>
- Bajracharya S, Ter Heijne A, Dominguez Benetton X, Vanbroekhoven K, Buisman CJN, Strik DPBTB, Pant D (2015) Carbon dioxide reduction by mixed and pure cultures in microbial electrosynthesis using an assembly of graphite felt and stainless steel as a cathode. *Bioresour Technol* 195:14–24. <https://doi.org/10.1016/j.biortech.2015.05.081>
- Bajracharya S, Srikanth S, Mohanakrishna G, Zacharia R, Strik DP, Pant D (2017) Biotransformation of carbon dioxide in bioelectrochemical systems: state of the art and future prospects. *J Power Sources* 356:256–273. <https://doi.org/10.1016/j.jpowsour.2017.04.024>
- Bakonyi P, Koók L, Rózsenszki T, Kalauz-Simon V, Béla-Bakó K, Nemestóthy N (2023) CO₂-refinery through microbial electrosynthesis (MES): a concise review on design operation biocatalysts and perspectives. *J CO₂ Util* 67:102348. <https://doi.org/10.1016/j.jcou.2022.102348>
- Barbosa MJ, Janssen M, Südfeld C, D'Adamo S, Wijffels RH (2023) Hypes, hopes, and the way forward for microalgal biotechnology. *Trends Biotechnol* 41:452–471. <https://doi.org/10.1016/j.tibtech.2022.12.017>
- Baroukh C, Turon V, Bernard O (2017) Dynamic metabolic modeling of heterotrophic and mixotrophic microalgal growth on fermentative wastes. *PLoS Comput Biol*. <https://doi.org/10.1371/journal.pcbi.1005590>
- Bauer L, Ranglová K, Masojídek J, Drosig B, Meixner K (2021) Digestate as sustainable nutrient source for microalgae—challenges and prospects. *Appl Sci* 11:1056. <https://doi.org/10.3390/app11031056>
- Bian B, Shi L, Katuri KP, Xu J, Wang P, Saikaly PE (2020) Efficient solar-to-acetate conversion from CO₂ through microbial electrosynthesis coupled with stable photoanode. *Appl Energy* 278:115684. <https://doi.org/10.1016/j.apenergy.2020.115684>
- Bouarab L, Dauta A, Loudiki M (2004) Heterotrophic and mixotrophic growth of *Micractinium pusillum* Fresenius in the presence of acetate and glucose: effect of light and acetate gradient concentration. *Water Res* 38:2706–2712. <https://doi.org/10.1016/j.watres.2004.03.021>
- Boyle NR, Morgan JA (2009) Flux balance analysis of primary metabolism in *Chlamydomonas reinhardtii*. *BMC Syst Biol* 3:1–14. <https://doi.org/10.1186/1752-0509-3-4/TABLES/7>
- Cai T, Park SY, Li Y (2013) Nutrient recovery from wastewater streams by microalgae: Status and prospects. *Renew Sustain Energy Rev*. <https://doi.org/10.1016/j.rser.2012.11.030>
- Casal M, Paiva S, Queirós O, Soares-Silva I (2008) Transport of carboxylic acids in yeasts. *FEMS Microbiol Rev* 32:974–994. <https://doi.org/10.1111/j.1574-6976.2008.00128.x>
- Cerón García MC, Sánchez Mirón A, Fernández Sevilla JM, Molina Grima E, García Camacho F (2005) Mixotrophic growth of the microalga *Phaeodactylum tricorutum*: Influence of different nitrogen and organic carbon sources on productivity and biomass composition. *Process Biochem* 40:297–305. <https://doi.org/10.1016/j.procbio.2004.01.016>
- Cestellos-Blanco S, Friedline S, Sander KB, Abel AJ, Kim JM, Clark DS, Arkin AP, Yang P (2021) Production of PHB from CO₂-derived acetate with minimal processing assessed for space biomanufacturing. *Front Microbiol* 12:700010. <https://doi.org/10.3389/fmicb.2021.700010/BIBTEX>
- Chalima A, Oliver L, De Castro LF, Karnaouri A, Dietrich T, Topakas E (2017) Utilization of volatile fatty acids from microalgae for the production of high added value compounds. *Fermentatoin* 3:54. <https://doi.org/10.3390/fermentation3040054>
- Chalima A, Hatzidaki A, Karnaouri A, Topakas E (2019) Integration of a dark fermentation effluent in a microalgal-based biorefinery for the production of high-added value omega-3 fatty acids. *Appl Energy* 241:130–138. <https://doi.org/10.1016/j.apenergy.2019.03.058>
- Chang Y, Wu Z, Bian L, Feng D, Leung DYC (2013) Cultivation of *Spirulina platensis* for biomass production and nutrient removal from synthetic human urine. *Appl Energy* 102:427–431. <https://doi.org/10.1016/j.apenergy.2012.07.024>
- Chen F, Johns MR (1994) Substrate inhibition of *Chlamydomonas reinhardtii* by acetate in heterotrophic culture. *Process Biochem* 29:245–252. [https://doi.org/10.1016/0032-9592\(94\)80064-2](https://doi.org/10.1016/0032-9592(94)80064-2)
- Chen F, Johns MR (1996a) Relationship between substrate inhibition and maintenance energy of *Chlamydomonas reinhardtii* in heterotrophic culture. *J Appl Phycol* 8:15–19. <https://doi.org/10.1007/BF02186216/METRICS>
- Chen F, Johns MR (1996b) Heterotrophic growth of *Chlamydomonas reinhardtii* on acetate in chemostat culture. *Process Biochem* 31:601–604. [https://doi.org/10.1016/S0032-9592\(96\)00006-4](https://doi.org/10.1016/S0032-9592(96)00006-4)
- Chen F, Zhang Y, Guo S (1996) Growth and phycocyanin formation of *Spirulina platensis* in photoheterotrophic culture. *Biotechnol Lett* 18:603–608. <https://doi.org/10.1007/BF00140211/METRICS>
- Chong CC, Cheng YW, Ishak S, Lam MK, Lim JW, Tan IS, Show PL, Lee KT (2022) Anaerobic digestate as a low-cost nutrient source for sustainable microalgae cultivation: a way forward through waste valorization approach. *Sci Total Environ* 803:150070. <https://doi.org/10.1016/j.scitotenv.2021.150070>
- Christodoulou X, Velasquez-Orta SB (2016) Microbial electrosynthesis and anaerobic fermentation: an economic evaluation for acetic acid production from CO₂ and CO. *Environ Sci Technol* 50:11234–11242. <https://doi.org/10.1021/acs.est.6b02101>
- Chuka-ogwude D, Ogbonna J, Moheimani NR (2020) A review on microalgal culture to treat anaerobic digestate food waste effluent. *Algal Res* 47:101841. <https://doi.org/10.1016/j.algal.2020.101841>
- Combes C, Laliberté G, Reyssac JS, de la Noüe J (1994) Effect of acetate on growth and ammonium uptake in the microalga *Scenedesmus obliquus*. *Physiol Plant* 91:729–734. <https://doi.org/10.1111/j.1399-3054.1994.tb03012.x>
- European Commission (2022) President's speech at "H2Poland" [WWW Document]. URL https://ec.europa.eu/commission/presscorner/detail/en/speech_22_3123 (Accessed 9 Jan 2024)

- Cristiani L, Ferretti J, Majone M, Villano M, Zeppilli M (2022) Autotrophic acetate production under hydrogenophilic and bioelectrochemical conditions with a thermally treated mixed culture. *Membranes* (Basel). <https://doi.org/10.3390/membranes12020126>
- Dahlqvist A, Ståhl U, Lenman M, Banas A, Lee M, Sandager L, Ronne H, Stymne S (2000) Phospholipid:diacylglycerol acyltransferase: An enzyme that catalyzes the acyl-CoA-independent formation of triacylglycerol in yeast and plants. *Proc Natl Acad Sci U S A* 97:6487–6492. <https://doi.org/10.1073/pnas.120067297>
- De Swaaf ME, Sijtsma L, Pronk JT (2003) High-cell-density fed-batch cultivation of the docosahexaenoic acid producing marine alga *Cryptothecodinium cohnii*. *Biotechnol Bioeng* 81:666–672. <https://doi.org/10.1002/bit.10513>
- Dessi P, Buenaño-Vargas C, Martínez-Sosa S, Mills S, Trego A, Ijaz UZ, Pant D, Puig S, O'Flaherty V, Farràs P (2023) Microbial electrosynthesis of acetate from CO₂ in three-chamber cells with gas diffusion biocathode under moderate saline conditions. *Environ Sci Ecotechnology* 16:100261. <https://doi.org/10.1016/J.ESE.2023.100261>
- Di Caprio F (2021) Cultivation processes to select microorganisms with high accumulation ability. *Biotechnol Adv* 49:107740. <https://doi.org/10.1016/J.BIOTECHADV.2021.107740>
- Di Caprio F, Altamari P, Pagnanelli F (2018) Integrated microalgae biomass production and olive mill wastewater biodegradation: Optimization of the wastewater supply strategy. *Chem Eng J* 349:539–546. <https://doi.org/10.1016/j.cej.2018.05.084>
- Di Caprio F, Altamari P, Iaquaniello G, Toro L, Pagnanelli F (2019a) Heterotrophic cultivation of *T. obliquus* under non-axenic conditions by uncoupled supply of nitrogen and glucose. *Biochem Eng J* 145:127–136. <https://doi.org/10.1016/j.bej.2019.02.020>
- Di Caprio F, Altamari P, Pagnanelli F (2019b) New strategies enhancing feasibility of microalgal cultivations. *Stud Surf Sci Catal*. <https://doi.org/10.1016/B978-0-444-64337-7.00016-1>
- Di Caprio F, Tocca GP, Stoller M, Pagnanelli F, Altamari P (2022) Control of bacterial contamination in microalgae cultures integrated with wastewater treatment by applying feast and famine conditions. *J Environ Chem Eng* 10:108262. <https://doi.org/10.1016/J.JECE.2022.108262>
- Du Z, Hu B, Shi A, Ma X, Cheng Y, Chen P, Liu Y, Lin X, Ruan R (2012) Cultivation of a microalga *Chlorella vulgaris* using recycled aqueous phase nutrients from hydrothermal carbonization process. *Bioresour Technol* 126:354–357. <https://doi.org/10.1016/J.BIORTECH.2012.09.062>
- Endo H, Sansawa H, Nakajima K (1977) Studies on *Chlorella regularis*, heterotrophic fast-growing strain II. Mixotrophic growth in relation to light intensity and acetate concentration. *Plant Cell Physiol* 18:199–205. <https://doi.org/10.1093/OXFORDJOURNALS.PCP.A075413>
- Fei Q, Fu R, Shang L, Brigham CJ, Chang HN (2015) Lipid production by microalgae *Chlorella protothecoides* with volatile fatty acids (VFAs) as carbon sources in heterotrophic cultivation and its economic assessment. *Bioprocess Biosyst Eng* 38:691–700. <https://doi.org/10.1007/S00449-014-1308-0/METRICS>
- Flórez-Miranda L, Cañizares-Villanueva RO, Melchy-Antonio O, Martínez-Jerónimo F, Flores-Ortiz CM (2017) Two stage heterotrophy/photoinduction culture of *Scenedesmus incrassatulus*: potential for lutein production. *J Biotechnol* 262:67–74. <https://doi.org/10.1016/J.JBIOTEC.2017.09.002>
- Flurkey WH (2010) Yield of ATP molecules per glucose molecule. *J Chem Educ* 87:271. <https://doi.org/10.1021/ED800102G>
- Gérin S, Mathy G, Franck F (2014) Modeling the dependence of respiration and photosynthesis upon light, acetate, carbon dioxide, nitrate and ammonium in *Chlamydomonas reinhardtii* using design of experiments and multiple regression. *BMC Syst Biol* 8:1–21. <https://doi.org/10.1186/s12918-014-0096-0>
- Ghimire A, Frunzo L, Pirozzi F, Trably E, Escudie R, Lens PNL, Esposito G (2015) A review on dark fermentative biohydrogen production from organic biomass: process parameters and use of by-products. *Appl Energy* 144:73–95. <https://doi.org/10.1016/j.apenergy.2015.01.045>
- Gollakota ARK, Kishore N, Gu S (2018) A review on hydrothermal liquefaction of biomass. *Renew Sustain Energy Rev* 81:1378–1392. <https://doi.org/10.1016/J.RSER.2017.05.178>
- Gómez X, Fernández C, Fierro J, Sánchez ME, Escapa A, Morán A (2011) Hydrogen production: two stage processes for waste degradation. *Bioresour Technol* 102:8621–8627. <https://doi.org/10.1016/j.biortech.2011.03.055>
- Goswami RK, Mehariya S, Karthikeyan OP, Verma P (2022) Influence of carbon sources on biomass and biomolecule Accumulation in *Picochlorum* sp. cultured under the mixotrophic condition. *Int J Environ Res Public Health* 19:3674. <https://doi.org/10.3390/IJERPH19063674>
- Groher A, Weuster-Botz D (2016) Comparative reaction engineering analysis of different acetogenic bacteria for gas fermentation. *J Biotechnol* 228:82–94. <https://doi.org/10.1016/J.JBIOTEC.2016.04.032>
- Guo XM, Trably E, Latriille E, Carre H, Steyer JP (2010) Hydrogen production from agricultural waste by dark fermentation: a review. *Int J Hydrogen Energy* 35:10660–10673. <https://doi.org/10.1016/J.IJHYDENE.2010.03.008>
- Gupta S, Pawar SB (2018) Mixotrophic cultivation of microalgae to enhance the quality of lipid for biodiesel application: effects of scale of cultivation and light spectrum on reduction of A-linolenic acid. *Bioprocess Biosyst Eng* 41:531–542. <https://doi.org/10.1007/S00449-017-1888-6/METRICS>
- Gupta P, Noori MT, Núñez AE, Verma N (2021) An insight into the bioelectrochemical photoreduction of CO₂ to value-added chemicals. *iScience*. <https://doi.org/10.1016/J.ISCI.2021.102294>
- Hann EC, Overa S, Harland-Dunaway M, Narvaez AF, Le DN, Orozco-Cárdenas ML, Jiao F, Jinkerson RE (2022) A hybrid inorganic–biological artificial photosynthesis system for energy-efficient food production. *Nat Food* 3(6):461–471. <https://doi.org/10.1038/s43016-022-00530-x>
- Hata N, Ogbonna JC, Hasegawa Y, Taroda H, Tanaka H (2001) Production of astaxanthin by *Haematococcus pluvialis*

- in a sequential heterotrophic-photoautotrophic culture. *J Appl Phycol* 13:395–402. <https://doi.org/10.1023/A:1011921329568/METRICS>
- Hawkes FR, Hussy I, Kyazze G, Dinsdale R, Hawkes DL (2007) Continuous dark fermentative hydrogen production by mesophilic microflora: principles and progress. *Int J Hydrogen Energy* 32:172–184. <https://doi.org/10.1016/j.ijhydene.2006.08.014>
- Heidari M, Dutta A, Acharya B, Mahmud S (2019) A review of the current knowledge and challenges of hydrothermal carbonization for biomass conversion. *J Energy Inst* 92:1779–1799. <https://doi.org/10.1016/J.JOIE.2018.12.003>
- Herrero AA, Gomez RF, Snedecor B, Tolman CJ, Roberts MF (1985) Growth inhibition of *Clostridium thermocellum* by carboxylic acids: a mechanism based on uncoupling by weak acids. *Appl Microbiol Biotechnol* 22:53–62. <https://doi.org/10.1007/BF00252157>
- Hou X, Li Z, Zhang Z (2021) Selectively producing acetic acid via boric acid-catalyzed fast pyrolysis of woody biomass. *Catalysts* 11:494. <https://doi.org/10.3390/CATAL11040494/S1>
- Hu P, Chakraborty S, Kumar A, Woolston B, Liu H, Emerson D, Stephanopoulos G (2016) Integrated bioprocess for conversion of gaseous substrates to liquids. *Proc Natl Acad Sci U S A* 113:3773–3778. https://doi.org/10.1073/PNAS.1516867113/SUPPL_FILE/PNAS.201516867SI.PDF
- Jain R, Panwar NL, Jain SK, Gupta T, Agarwal C, Meena SS (2022) Bio-hydrogen production through dark fermentation: an overview. *Biomass Convers Biorefinery* 2022:1–26. <https://doi.org/10.1007/S13399-022-03282-7>
- Jeon JY, Kwon JS, Kang ST, Kim BR, Jung Y, Han JG, Park JH, Hwang JK (2014) Optimization of culture media for large-scale lutein production by heterotrophic *Chlorella vulgaris*. *Biotechnol Prog* 30:736–743. <https://doi.org/10.1002/btpr.1889>
- Jin H, Zhang H, Zhou Z, Li K, Hou G, Xu Q, Chuai W, Zhang C, Han D, Hu Q (2020) Ultrahigh-cell-density heterotrophic cultivation of the unicellular green microalga *Scenedesmus acuminatus* and application of the cells to photoautotrophic culture enhance biomass and lipid production. *Biotechnol Bioeng* 117:96–108. <https://doi.org/10.1002/BIT.27190>
- Jin H, Chuai W, Li K, Hou G, Wu M, Chen J, Wang H, Jia J, Han D, Hu Q (2021a) Ultrahigh-cell-density heterotrophic cultivation of the unicellular green alga *Chlorella sorokiniana* for biomass production. *Biotechnol Bioeng* 118:4138–4151. <https://doi.org/10.1002/BIT.27890>
- Jin S, Jeon Y, Jeon MS, Shin J, Song Y, Kang S, Bae J, Cho S, Lee JK, Kim DR, Cho BK (2021b) Acetogenic bacteria utilize light-driven electrons as an energy source for autotrophic growth. *Proc Natl Acad Sci U S A* 118:e2020552118. <https://doi.org/10.1073/PNAS.2020552118.SD04.XLSX>
- Jobard M, Pessiot J, Nouaille R, Sime-Ngando T (2014) Microbial diversity supporting dark fermentation of waste. *Trends Biotechnol* 32:549–550. <https://doi.org/10.1016/j.tibtech.2014.09.005>
- Johnson X, Alric J (2013) Central carbon metabolism and electron transport in *chlamydomonas reinhardtii*: metabolic constraints for carbon partitioning between oil and starch. *Eukaryot Cell* 12:776–793. <https://doi.org/10.1128/EC.00318-12>
- Jung S, Lee J, Park YK, Kwon EE (2020) Bioelectrochemical systems for a circular bioeconomy. *Bioresour Technol* 300:122748. <https://doi.org/10.1016/J.BIORTECH.2020.122748>
- Kambo HS, Minaret J, Dutta A (2018) Process water from the hydrothermal carbonization of biomass: a waste or a valuable product? *Waste Biomass Valoriz* 9:1181–1189. <https://doi.org/10.1007/S12649-017-9914-0/METRICS>
- Kan M, Wang Q, Hao S, Guan A, Chen Y, Zhang Q, Han Q, Zheng G (2022) System engineering enhances photoelectrochemical CO₂ reduction. *J Phys Chem C* 126:1689–1700. https://doi.org/10.1021/ACS.JPCC.1C10156/ASSET/IMAGES/MEDIUM/JP1C10156_0014.GIF
- Kantzow C, Weuster-Botz D (2016) Effects of hydrogen partial pressure on autotrophic growth and product formation of *Acetobacterium woodii*. *Bioprocess Biosyst Eng* 39:1325–1330. <https://doi.org/10.1007/s00449-016-1600-2>
- Kantzow C, Mayer A, Weuster-Botz D (2015) Continuous gas fermentation by *Acetobacterium woodii* in a submerged membrane reactor with full cell retention. *J Biotechnol* 212:11–18. <https://doi.org/10.1016/J.BBIOTEC.2015.07.020>
- Karimian A, Mahdavi MA, Gheshlaghi R (2022) Algal cultivation strategies for enhancing production of *Chlorella sorokiniana* IG-W-96 biomass and bioproducts. *Algal Res* 62:102630. <https://doi.org/10.1016/J.ALGAL.2022.102630>
- Katsyv A, Müller V (2020) Overcoming energetic barriers in acetogenic C1 conversion. *Front Bioeng Biotechnol* 8:621166. <https://doi.org/10.3389/FBIOE.2020.621166/BIBTEX>
- Kiefer D, Merkel M, Lilge L, Henkel M, Hausmann R (2021) From acetate to bio-based products: underexploited potential for industrial biotechnology. *Trends Biotechnol*. <https://doi.org/10.1016/j.tibtech.2020.09.004>
- Kim Y, Lama S, Agrawal D, Kumar V, Park S (2021) Acetate as a potential feedstock for the production of value-added chemicals: metabolism and applications. *Biotechnol Adv* 49:107736. <https://doi.org/10.1016/j.biotechadv.2021.107736>
- Kim JH, Lee M, Jeong H, Ko S, Moon SH, Chang IS (2023) Recycling of minerals with acetate separation in biological syngas fermentation with an electro dialysis system. *Chem Eng J* 459:141555. <https://doi.org/10.1016/J.CEJ.2023.141555>
- Kobayashi M, Kakizono T, Yamaguchi K, Nishio N, Nagai S (1992) Growth and astaxanthin formation of *Haemato-coccus pluvialis* in heterotrophic and mixotrophic conditions. *J Ferment Bioeng* 74:17–20. [https://doi.org/10.1016/0922-338X\(92\)90261-R](https://doi.org/10.1016/0922-338X(92)90261-R)
- Kong W, Huang L, Quan X, Puma GL (2023) A light-management film layer induces dramatically enhanced acetate production in photo-assisted microbial electrosynthesis systems. *Appl Catal B Environ* 324:122247. <https://doi.org/10.1016/J.APCATB.2022.122247>
- Köpke M, Simpson SD (2020) Pollution to products: recycling of ‘above ground’ carbon by gas fermentation. *Curr Opin*

- Biotechnol 65:180–189. <https://doi.org/10.1016/J.COP-BIO.2020.02.017>
- Kornberg HL, Madsen NB (1958) The metabolism of C2 compounds in microorganisms. 3. Synthesis of malate from acetate via the glyoxylate cycle. *Biochem J* 68:549–557. <https://doi.org/10.1042/bj0680549>
- Kunze M, Pracharoenwattana I, Smith SM, Hartig A (2006) A central role for the peroxisomal membrane in glyoxylate cycle function. *Biochim Biophys Acta-Mol Cell Res* 1763:1441–1452. <https://doi.org/10.1016/j.bbamcr.2006.09.009>
- Kushkevych I, Kobzová E, Vítězová M, Vítěz T, Dordević D, Bartoš M (2019) Acetogenic microorganisms in operating biogas plants depending on substrate combinations. *Biologia (bratisl)* 74:1229–1236. <https://doi.org/10.2478/s11756-019-00283-2>
- LaBelle EV, May HD (2017) Energy efficiency and productivity enhancement of microbial electrosynthesis of acetate. *Front Microbiol* 8:1–9. <https://doi.org/10.3389/fmicb.2017.00756>
- Lacroux J, Trably E, Bernet N, Steyer JP, van Lis R (2020) Mixotrophic growth of microalgae on volatile fatty acids is determined by their undissociated form. *Algal Res* 47:101870. <https://doi.org/10.1016/j.algal.2020.101870>
- Lacroux J, Seira J, Trably E, Bernet N, Steyer JP, van Lis R (2021) Mixotrophic growth of *Chlorella sorokiniana* on acetate and butyrate: interplay between substrate, C: N Ratio and pH. *Front Microbiol* 12:703614. <https://doi.org/10.3389/FMICB.2021.703614/BIBTEX>
- Lacroux J, Jouannais P, Atteia A, Bonnafous A, Trably E, Steyer JP, van Lis R (2022) Microalgae screening for heterotrophic and mixotrophic growth on butyrate. *Algal Res* 67:102843. <https://doi.org/10.1016/J.ALGAL.2022.102843>
- Lee E, Jalalizadeh M, Zhang Q (2015) Growth kinetic models for microalgae cultivation: a review. *Algal Res*. <https://doi.org/10.1016/j.algal.2015.10.004>
- Lehtinen T, Efimova E, Tremblay PL, Santala S, Zhang T, Santala V (2017) Production of long chain alkyl esters from carbon dioxide and electricity by a two-stage bacterial process. *Bioresour Technol* 243:30–36. <https://doi.org/10.1016/J.BIORTECH.2017.06.073>
- Lehtinen T, Virtanen H, Santala S, Santala V (2018) Production of alkanes from CO₂ by engineered bacteria. *Biotechnol Biofuels* 11:1–11. <https://doi.org/10.1186/S13068-018-1229-2/TABLES/1>
- Leong YK, Chang JS (2023) Lutein biosynthesis from microalgae—recent advances and circular economy. *Environ Technol Innov* 30:103097. <https://doi.org/10.1016/J.ETI.2023.103097>
- Li T, Zheng Y, Yu L, Chen S (2014) Mixotrophic cultivation of a *Chlorella sorokiniana* strain for enhanced biomass and lipid production. *Biomass Bioenerg* 66:204–213. <https://doi.org/10.1016/J.BIOMBIOE.2014.04.010>
- Li Y, Huang B, Wu H, Li Z, Ye Q, Zhang YHP (2016) Production of succinate from acetate by metabolically engineered *Escherichia coli*. *ACS Synth Biol* 5:1299–1307. https://doi.org/10.1021/ACSSYNBIO.6B00052/SUPPL_FILE/SB6B00052_SI_001.PDF
- Liang Y, Sarkany N, Cui Y (2009) Biomass and lipid productivities of *Chlorella vulgaris* under autotrophic, heterotrophic and mixotrophic growth conditions. *Biotechnol Lett* 31:1043–1049. <https://doi.org/10.1007/s10529-009-9975-7>
- Liang Y, Zhao X, Chi Z, Rover M, Johnston P, Brown R, Jarboe L, Wen Z (2013) Utilization of acetic acid-rich pyrolytic bio-oil by microalga *Chlamydomonas reinhardtii*: reducing bio-oil toxicity and enhancing algal toxicity tolerance. *Bioresour Technol* 133:500–506. <https://doi.org/10.1016/J.BIORTECH.2013.01.134>
- Li-Beisson Y, Beisson F, Riekhof W (2015) Metabolism of acyl-lipids in *Chlamydomonas reinhardtii*. *Plant J* 82:504–522. <https://doi.org/10.1111/tjp.12787>
- Liew FE, Nogle R, Abdalla T, Rasor BJ, Canter C, Jensen RO, Wang L, Strutz J, Chirania P, De Tissera S, Mueller AP, Ruan Z, Gao A, Tran L, Engle NL, Bromley JC, Daniell J, Conrado R, Tschaplinski TJ, Giannone RJ, Hettich RL, Karim AS, Simpson SD, Brown SD, Leang C, Jewett MC, Köpke M (2022) Carbon-negative production of acetone and isopropanol by gas fermentation at industrial pilot scale. *Nat Biotechnol* 40(3):335–344. <https://doi.org/10.1038/s41587-021-01195-w>
- Lim HG, Lee JH, Noh MH, Jung GY (2018) Rediscovering acetate metabolism: its potential sources and utilization for biobased transformation into value-added chemicals. *J Agric Food Chem* 66:3998–4006. <https://doi.org/10.1021/acs.jafc.8b00458>
- Liu X, Duan S, Li A, Xu N, Cai Z, Hu Z (2009) Effects of organic carbon sources on growth, photosynthesis, and respiration of *Phaeodactylum tricornutum*. *J Appl Phycol* 21:239–246. <https://doi.org/10.1007/s10811-008-9355-z>
- Liu C, Gallagher JJ, Sakimoto KK, Nichols EM, Chang CJ, Chang MCY, Yang P (2015a) Nanowire-bacteria hybrids for unassisted solar carbon dioxide fixation to value-added chemicals. *Nano Lett* 15:3634–3639. https://doi.org/10.1021/ACS.NANOLETT.5B01254/SUPPL_FILE/NL5B01254_SI_001.PDF
- Liu Y, Chen S, Quan X, Yu H (2015b) Efficient electrochemical reduction of carbon dioxide to acetate on nitrogen-doped nanodiamond. *J Am Chem Soc* 137:11631–11636. https://doi.org/10.1021/JACS.5B02975/SUPPL_FILE/JA5B02975_SI_001.PDF
- Liu N, Guo B, Cao Y, Wang H, Yang S, Huo H, Kong W, Zhang A, Niu S (2021) Effects of organic carbon sources on the biomass and lipid production by the novel microalga *Micractinium reisseri* FM1 under batch and fed-batch cultivation. *South African J Bot* 139:329–337. <https://doi.org/10.1016/J.SAJB.2021.02.028>
- López Barreiro D, Bauer M, Hornung U, Posten C, Kruse A, Prins W (2015) Cultivation of microalgae with recovered nutrients after hydrothermal liquefaction. *Algal Res* 9:99–106. <https://doi.org/10.1016/J.ALGAL.2015.03.007>
- Lovley DR (2022) Electrotrophy: other microbial species, iron, and electrodes as electron donors for microbial respirations. *Bioresour Technol* 345:126553. <https://doi.org/10.1016/J.BIORTECH.2021.126553>
- Martinez-Blanco H, Reglero A, Fernandez-Valverde M, Ferrero MA, Moreno MA, Penalva MA, Luengo JM (1992) Isolation and characterization of the acetyl-CoA synthetase from *Penicillium chrysogenum*. Involvement of this enzyme in the biosynthesis of penicillins. *J Biol*

- Chem 267:5474–5481. [https://doi.org/10.1016/s0021-9258\(18\)42790-1](https://doi.org/10.1016/s0021-9258(18)42790-1)
- Martínez-Reyes I, Chandel NS (2020) Mitochondrial TCA cycle metabolites control physiology and disease. *Nat Commun* 11:1–11. <https://doi.org/10.1038/s41467-019-13668-3>
- Matsudo MC, Moraes FA, Bezerra RP, Arashiro RE, Sato S, Carvalho JCM (2015) Use of acetate in fed-batch mixotrophic cultivation of *Arthrospira platensis*. *Ann Microbiol* 65:1721–1728. <https://doi.org/10.1007/S13213-014-1011-Z/FIGURES/5>
- May HD, Evans PJ, LaBelle EV (2016) The bioelectrosynthesis of acetate. *Curr Opin Biotechnol* 42:225–233. <https://doi.org/10.1016/j.copbio.2016.09.004>
- Medrano-García JD, Ruiz-Femenia R, Caballero JA (2019) Revisiting classic acetic acid synthesis: optimal hydrogen consumption and carbon dioxide utilization. *Comput Aided Chem Eng* 46:145–150. <https://doi.org/10.1016/B978-0-12-818634-3.50025-4>
- Meegoda JN, Li B, Patel K, Wang LB (2018) A review of the processes, parameters, and optimization of anaerobic digestion. *Int J Environ Res Public Health*. <https://doi.org/10.3390/ijerph15102224>
- Men Chung Tseng M, Wayman M (1975) Kinetics of yeast growth: inhibition threshold substrate concentrations. *Can J Microbiol* 21:994–1003. <https://doi.org/10.1139/M75-147/ASSET/IMAGES/M75-147C2.GIF>
- Merrett MJ (1967) The photo-assimilation of acetate by pyrobrotys. *J Gen Microbiol* 48:127–136
- Metting FB (1996) Biodiversity and application of microalgae. *J Ind Microbiol Biotechnol* 17:477–489. <https://doi.org/10.1007/bf01574779>
- Molenaar SD, Saha P, Mol AR, Sleutels THJA, Heijne A, Buisman CJN (2017) Competition between methanogens and acetogens in biocathodes: a comparison between potentiostatic and galvanostatic control. *Int J Mol Sci*. <https://doi.org/10.3390/ijms18010204>
- Molitor B, Mishra A, Angenent LT (2019) Power-to-protein: converting renewable electric power and carbon dioxide into single cell protein with a two-stage bioprocess. *Energy Environ Sci* 12:3515–3521. <https://doi.org/10.1039/C9EE02381J>
- Monlau F, Sambusiti C, Ficara E, Aboulkas A, Barakat A, Carrière H (2015) New opportunities for agricultural digestate valorization: current situation and perspectives. *Energy Environ Sci* 8:2600–2621. <https://doi.org/10.1039/C5EE01633A>
- Moon C, Jang S, Yun YM, Lee MK, Kim DH, Kang WS, Kwak SS, Kim MS (2015) Effect of the accuracy of pH control on hydrogen fermentation. *Bioresour Technol* 179:595–601. <https://doi.org/10.1016/j.biortech.2014.10.128>
- Morales-Sánchez D, Martínez-Rodríguez OA, Kyndt J, Martínez A (2015) Heterotrophic growth of microalgae: metabolic aspects. *World J Microbiol Biotechnol* 31:1–9. <https://doi.org/10.1007/s11274-014-1773-2>
- Morales-Sánchez D, Martínez-Rodríguez OA, Martínez A (2017) Heterotrophic cultivation of microalgae: production of metabolites of commercial interest. *J Chem Technol Biotechnol* 92:925–936. <https://doi.org/10.1002/jctb.5115>
- Muron M, Pawelec G, Jackson S, Yovchev I-P (2022) Clean Hydrogen Monitor
- Nevin KP, Hensley SA, Franks AE, Summers ZM, Ou J, Woodard TL, Snoeyenbos-West OL, Lovley DR (2011) Electrosynthesis of organic compounds from carbon dioxide is catalyzed by a diversity of acetogenic microorganisms. *Appl Environ Microbiol* 77:2882–2886. <https://doi.org/10.1128/AEM.02642-10>
- Noda F, Hayashi K, Mizunuma T (1982) Influence of pH on inhibitory activity of acetic acid on osmophilic yeasts used in brine fermentation of soy sauce. *Appl Environ Microbiol* 43:245–246. <https://doi.org/10.1128/aem.43.1.245-246.1982>
- Ntaikou I, Antonopoulou G, Lyberatos G (2010) Biohydrogen production from biomass and wastes via dark fermentation: a review. *Waste Biomass Valoriz* 1:21–39. <https://doi.org/10.1007/s12649-009-9001-2>
- Oswald F, Dörsam S, Veith N, Zwick M, Neumann A, Ochsenreither K, Syltatk C (2016) Sequential mixed cultures: from syngas to malic acid. *Front Microbiol* 7:195376. <https://doi.org/10.3389/FMICB.2016.00891/BIBTEX>
- Pal P, Nayak J (2017) Acetic acid production and purification: critical review towards process intensification. *Sep Purif Rev* 46:44–61. <https://doi.org/10.1080/15422119.2016.1185017>
- Panisko E, Wietsma T, Lemmon T, Albrecht K, Howe D (2015) Characterization of the aqueous fractions from hydrotreatment and hydrothermal liquefaction of lignocellulosic feedstocks. *Biomass Bioenerg* 74:162–171. <https://doi.org/10.1016/J.BIOMBIOE.2015.01.011>
- Patel A, Krikigianni E, Rova U, Christakopoulos P, Matsakas L (2022) Bioprocessing of volatile fatty acids by oleaginous freshwater microalgae and their potential for biofuel and protein production. *Chem Eng J* 438:135529. <https://doi.org/10.1016/J.CEJ.2022.135529>
- Patil SA, Arends JBA, Vanwonterghem I, Van Meerbergen J, Guo K, Tyson GW, Rabaey K (2015) Selective enrichment establishes a stable performing community for microbial electrosynthesis of acetate from CO₂. *Environ Sci Technol* 49:8833–8843. https://doi.org/10.1021/ES506149D/SUPPL_FILE/ES506149D_SI_001.PDF
- Perez-García O, Escalante FME, de Bashan LE, Bashan Y (2011) Heterotrophic cultures of microalgae: metabolism and potential products. *Water Res* 45:11–36. <https://doi.org/10.1016/j.watres.2010.08.037>
- Pérez-López P, de Vree JH, Feijoo G, Bosma R, Barbosa MJ, Moreira MT, Wijffels RH, van Boxtel AJB, Kleingreis DMM (2017) Comparative life cycle assessment of real pilot reactors for microalgae cultivation in different seasons. *Appl Energy* 205:1151–1164. <https://doi.org/10.1016/j.apenergy.2017.08.102>
- Pessi BA, Baroukh C, Bacquet A, Bernard O (2023) A universal dynamical metabolic model representing mixotrophic growth of *Chlorella* sp. on wastes. *Water Res* 229:119388. <https://doi.org/10.1016/J.WATRES.2022.119388>
- Portillo FVL, Sierra-Ibarra E, Vera-Estrella R, Revah S, Ramírez OT, Caspeta L, Martínez A (2022) Growth and phycocyanin production with *Galdieria sulphuraria* UTEX 2919 using xylose, glucose, and corn stover hydrolysates under heterotrophy and mixotrophy. *Algal*

- Res 65:102752. <https://doi.org/10.1016/J.ALGAL.2022.102752>
- Rabaey K, Rozendal RA (2010) Microbial electrosynthesis—revisiting the electrical route for microbial production. *Nat Rev Microbiol* 8:706–716. <https://doi.org/10.1038/nrmicro2422>
- Ragsdale SW, Pierce E (2008) Acetogenesis and the Wood-Ljungdahl pathway of CO₂ fixation. *Biochim Biophys Acta-Proteins Proteomics* 1784:1873–1898. <https://doi.org/10.1016/j.bbapap.2008.08.012>
- Rai MP, Nigam S, Sharma R (2013) Response of growth and fatty acid compositions of *Chlorella pyrenoidosa* under mixotrophic cultivation with acetate and glycerol for bioenergy application. *Biomass Bioenerg* 58:251–257. <https://doi.org/10.1016/J.BIOMBIOE.2013.08.038>
- Ramos-Suarez M, Zhang Y, Outram V (2021) Current perspectives on acidogenic fermentation to produce volatile fatty acids from waste. *Rev Environ Sci Bio/Technol* 202(20):439–478. <https://doi.org/10.1007/S11157-021-09566-0>
- Ran W, Wang H, Liu Y, Qi M, Xiang Q, Yao C, Zhang Y, Lan X (2019) Storage of starch and lipids in microalgae: biosynthesis and manipulation by nutrients. *Bioresour Technol* 291:121894. <https://doi.org/10.1016/j.biortech.2019.121894>
- Rédei GP (2008) Major facilitator superfamily (MFS). *Encycl Genet Genom, Proteom Inform* 62:1142–1142. https://doi.org/10.1007/978-1-4020-6754-9_9778
- Ricci L, Seifert A, Bernacchi S, Fino D, Pirri CF, Re A (2023) Leveraging substrate flexibility and product selectivity of acetogens in two-stage systems for chemical production. *Microb Biotechnol* 16:218–237. <https://doi.org/10.1111/1751-7915.14172>
- Rosenbaum FP, Müller V (2021) Energy conservation under extreme energy limitation: the role of cytochromes and quinones in acetogenic bacteria. *Extremophiles* 25:413–424. <https://doi.org/10.1007/S00792-021-01241-0/FIGURES/5>
- Rossi S, Mantovani M, Marazzi F, Bellucci M, Casagli F, Mezzanotte V, Ficara E (2023) Microalgal cultivation on digestate: process efficiency and economics. *Chem Eng J* 460:141753. <https://doi.org/10.1016/J.CEJ.2023.141753>
- Ruiz J, Olivieri G, de Vree J, Bosma R, Willems P, Reith JH, Eppink MHM, Kleinegriss DMM, Wijffels RH, Barbosa MJ (2016) Towards industrial products from microalgae. *Energy Environ Sci* 9:3036–3043. <https://doi.org/10.1039/C6EE01493C>
- Ruiz J, Wijffels RH, Dominguez M, Barbosa MJ (2022) Heterotrophic vs autotrophic production of microalgae: bringing some light into the everlasting cost controversy. *Algal Res* 64:102698. <https://doi.org/10.1016/j.algal.2022.102698>
- Russell JB (1992) Another explanation for the toxicity of fermentation acids at low pH: anion accumulation versus uncoupling. *J Appl Bacteriol* 73:363–370. <https://doi.org/10.1111/j.1365-2672.1992.tb04990.x>
- Sakimoto KK, Wong AB, Yang P (2016) Self-photosensitization of nonphotosynthetic bacteria for solar-to-chemical production. *Science* 351:74–77. https://doi.org/10.1126/SCIENCE.AAD3317/SUPPL_FILE/AAD3317-SAKIMOTO-SM.PDF
- Sarchami T, Batta N, Berruti F (2021) Production and separation of acetic acid from pyrolysis oil of lignocellulosic biomass: a review. *Biofuels Bioprod Bioref* 15:1912–1937. <https://doi.org/10.1002/bbb.2273>
- Sarkar S, Manna MS, Bhowmick TK, Gayen K (2020) Priority-based multiple products from microalgae: review on techniques and strategies. *Crit Rev Biotechnol* 40:590–607. <https://doi.org/10.1080/07388551.2020.1753649>
- Sarma SJ, Pachapur V, Brar SK, Le Bihan Y, Buelna G (2015) Hydrogen biorefinery: potential utilization of the liquid waste from fermentative hydrogen production. *Renew Sustain Energy Rev* 50:942–951. <https://doi.org/10.1016/j.rser.2015.04.191>
- Schuchmann K, Müller V (2014) Autotrophy at the thermodynamic limit of life: a model for energy conservation in acetogenic bacteria. *Nat Rev Microbiol* 12(12):809–821. <https://doi.org/10.1038/nrmicro3365>
- Semchishyn HM, Abrat OB, Miedzobrodzki J, Inoue Y, Lushchak VI (2013) Acetate but not propionate induces oxidative stress in bakers' yeast *Saccharomyces cerevisiae*. *Redox Rep* 16:15–23. <https://doi.org/10.1179/174329211X12968219310954>
- Seshasayee MS, Savage PE (2020) Oil from plastic via hydrothermal liquefaction: production and characterization. *Appl Energy* 278:115673. <https://doi.org/10.1016/J.APENERGY.2020.115673>
- Sheu CW, Konings WN, Freese E (1972) Effects of acetate and other short-chain fatty acids on sugar and amino acid uptake of *Bacillus subtilis*. *J Bacteriol* 111:525–530. <https://doi.org/10.1128/jb.111.2.525-530.1972>
- Shimizu Y (1996) Microalgal metabolites: a new perspective. *Annu Rev Microbiol* 50:431–465. <https://doi.org/10.1146/annurev.micro.50.1.431>
- Shoener BD, Schramm SM, Béline F, Bernard O, Martínez C, Plósz BG, Snowling S, Steyer JP, Valverde-Pérez B, Wágner D, Guest JS (2019) Microalgae and cyanobacteria modeling in water resource recovery facilities: a critical review. *Water Res X* 2:100024. <https://doi.org/10.1016/j.wroa.2018.100024>
- Spolaore P, Joannis-Cassan C, Duran E, Isambert A (2006) Commercial applications of microalgae. *J Biosci Bioeng* 101:87–96. <https://doi.org/10.1263/jbb.101.87>
- Stemann J, Putschew A, Ziegler F (2013) Hydrothermal carbonization: process water characterization and effects of water recirculation. *Bioresour Technol* 143:139–146. <https://doi.org/10.1016/J.BIORTECH.2013.05.098>
- Szwarc K, Szwarc D, Zieliński M (2020) Removal of biogenic compounds from the post-fermentation effluent in a culture of *Chlorella vulgaris*. *Environ Sci Pollut Res* 27:111–117. <https://doi.org/10.1007/S11356-019-05162-6/FIGURES/4>
- Tarhan SZ, Koçer AT, Özçimen D, Gökalp İ (2021) Cultivation of green microalgae by recovering aqueous nutrients in hydrothermal carbonization process water of biomass wastes. *J Water Process Eng.* <https://doi.org/10.1016/J.JWPE.2020.101783>
- Tawfik A, Eraky M, Alhajeri NS, Osman AI, Rooney DW (2022) Cultivation of microalgae on liquid anaerobic digestate for depollution, biofuels and cosmetics: a review. *Environ Chem Lett* 206(20):3631–3656. <https://doi.org/10.1007/S10311-022-01481-2>

- Turon V, Baroukh C, Trably E, Latrille E, Fouilland E, Steyer JP (2015a) Use of fermentative metabolites for heterotrophic microalgae growth: yields and kinetics. *Bioresour Technol* 175:342–349. <https://doi.org/10.1016/J.BIORTech.2014.10.114>
- Turon V, Trably E, Fouilland E, Steyer JP (2015b) Growth of *Chlorella sorokiniana* on a mixture of volatile fatty acids: the effects of light and temperature. *Bioresour Technol* 198:852–860. <https://doi.org/10.1016/J.BIORTECH.2015.10.001>
- Turon V, Trably E, Fouilland E, Steyer JP (2016) Potentialities of dark fermentation effluents as substrates for microalgae growth: a review. *Process Biochem* 51:1843–1854. <https://doi.org/10.1016/j.procbio.2016.03.018>
- Ülgüdür N, Ergüder-Bayramoğlu TH, Demirel GN (2022) Treatment of anaerobic digestion effluents by microalgal cultures. *Integr Wastewater Manag Valoriz Algal Cult.* <https://doi.org/10.1016/B978-0-323-85859-5.00010-5>
- Uyar B, Eroglu I, Yücel M, Gündüz U (2009) Photofermentative hydrogen production from volatile fatty acids present in dark fermentation effluents. *Int J Hydrogen Energy* 34:4517–4523. <https://doi.org/10.1016/J.IJHYDENE.2008.07.057>
- Van den Berg MA, De Jong-Gubbels P, Kortland CJ, Van Dijken JP, Pronk JT, Steensma HY (1996) The two acetyl-coenzyme A synthetases of *Saccharomyces cerevisiae* differ with respect to kinetic properties and transcriptional regulation. *J Biol Chem* 271:28953–28959. <https://doi.org/10.1074/jbc.271.46.28953>
- Van Wagenen J, De Francisci D, Angelidaki I (2015) Comparison of mixotrophic to cyclic autotrophic/heterotrophic growth strategies to optimize productivity of *Chlorella sorokiniana*. *J Appl Phycol* 27:1775–1782. <https://doi.org/10.1007/S10811-014-0485-1/METRICS>
- Venkata Mohan S, Prathima Devi M (2012) Fatty acid rich effluent from acidogenic biohydrogen reactor as substrate for lipid accumulation in heterotrophic microalgae with simultaneous treatment. *Bioresour Technol* 123:627–635. <https://doi.org/10.1016/J.BIORTECH.2012.07.004>
- Vidra A, Németh Á (2018) Bio-produced acetic acid: a review. *Period Polytech Chem Eng* 62:245–256. <https://doi.org/10.3311/PPCh.11004>
- Wang T, Zhai Y, Zhu Y, Li C, Zeng G (2018) A review of the hydrothermal carbonization of biomass waste for hydrochar formation: process conditions, fundamentals, and physicochemical properties. *Renew Sustain Energy Rev* 90:223–247. <https://doi.org/10.1016/j.rser.2018.03.071>
- Weiner B, Poerschmann J, Wedwitschka H, Koehler R, Kopinke F-D (2014) Influence of Process Water Reuse on the Hydrothermal Carbonization of Paper. *ACS Sustain Chem Eng.* <https://doi.org/10.1021/sc500348v>
- Wong YM, Wu TY, Juan JC (2014) A review of sustainable hydrogen production using seed sludge via dark fermentation. *Renew Sustain Energy Rev* 34:471–482. <https://doi.org/10.1016/j.rser.2014.03.008>
- Xu Z, Shi Z, Jiang L (2011) Acetic and propionic acids. *Compr Biotechnol Second Ed* 3:189–199. <https://doi.org/10.1016/B978-0-08-088504-9.00162-8>
- Yang X, Fugate EA, Mueanngern Y, Baker LR (2017) Photoelectrochemical CO₂ reduction to acetate on iron-copper oxide catalysts. *ACS Catal* 7:177–180. https://doi.org/10.1021/ACSCATAL.6B02984/SUPPL_FILE/CS6B02984_SI_001.PDF
- Yanik J, Kornmayer C, Saglam M, Yüksel M (2007) Fast pyrolysis of agricultural wastes: characterization of pyrolysis products. *Fuel Process Technol* 88:942–947. <https://doi.org/10.1016/J.FUPROC.2007.05.002>
- Yao C, Pan Y, Lu H, Wu P, Meng Y, Cao X, Xue S (2016) Utilization of recovered nitrogen from hydrothermal carbonization process by *Arthrospira platensis*. *Bioresour Technol* 212:26–34. <https://doi.org/10.1016/J.BIORTech.2016.03.166>
- You X, Zhang Z, Guo L, Liao Q, Wang Y, Zhao Y, Jin C, Gao M, She Z, Wang G (2021) Integrating acidogenic fermentation and microalgae cultivation of bacterial-algal coupling system for mariculture wastewater treatment. *Bioresour Technol* 320:124335. <https://doi.org/10.1016/J.BIORTECH.2020.124335>
- Zaslavskaja LA (2001) Trophic conversion of an obligate photoautotrophic organism through metabolic engineering. *Science* 292:2073–2075. <https://doi.org/10.1126/science.160015>
- Zha B, Li C, Li J (2020) Efficient electrochemical reduction of CO₂ into formate and acetate in polyoxometalate catholyte with indium catalyst. *J Catal* 382:69–76. <https://doi.org/10.1016/J.JCAT.2019.12.010>
- Zhang S, Bryant DA (2015) Biochemical validation of the glyoxylate cycle in the cyanobacterium *Chlorogloeopsis fritschii* strain PCC 9212. *J Biol Chem* 290:14019–14030. <https://doi.org/10.1074/JBC.M115.648170>
- Zhang XW, Chen F, Johns MR (1999) Kinetic models for heterotrophic growth of *Chlamydomonas reinhardtii* in batch and fed-batch cultures. *Process Biochem* 35:385–389. [https://doi.org/10.1016/S0032-9592\(99\)00082-5](https://doi.org/10.1016/S0032-9592(99)00082-5)
- Zhang T, Nie H, Bain TS, Lu H, Cui M, Snoeyenbos-West OL, Franks AE, Nevin KP, Russell TP, Lovley DR (2012) Improved cathode materials for microbial electrosynthesis. *Energy Environ Sci* 6:217–224. <https://doi.org/10.1039/C2EE23350A>
- Zhang H, Liu H, Tian Z, Lu D, Yu Y, Cestellos-Blanco S, Sakimoto KK, Yang P (2018) Bacteria photosensitized by intracellular gold nanoclusters for solar fuel production. *Nat Nanotechnol* 13(10):900–905. <https://doi.org/10.1038/s41565-018-0267-z>
- Zhao X, Chi Z, Rover M, Brown R, Jarboe L, Wen Z (2013) Microalgae fermentation of acetic acid-rich pyrolytic bio-oil: reducing bio-oil toxicity by alkali treatment. *Environ Progress SustainEnergy.* <https://doi.org/10.1002/ep.11813>
- Zhao X, Davis K, Brown R, Jarboe L, Wen Z (2015) Alkaline treatment for detoxification of acetic acid-rich pyrolytic bio-oil for microalgae fermentation: effects of alkaline species and the detoxification mechanisms. *Biomass Bioenerg* 80:203–212. <https://doi.org/10.1016/J.BIOMBIOE.2015.05.007>
- Zhao X, Jarboe L, Wen Z (2016) Utilization of pyrolytic substrate by microalga *Chlamydomonas reinhardtii*: cell membrane property change as a response of the substrate

- toxicity. *Appl Microbiol Biotechnol* 100:4241–4251. <https://doi.org/10.1007/s00253-016-7439-2>
- Zhao J, Li F, Cao Y, Zhang X, Chen T, Song H, Wang Z (2021) Microbial extracellular electron transfer and strategies for engineering electroactive microorganisms. *Biotechnol Adv* 53:107682. <https://doi.org/10.1016/J.BIOTECHADV.2020.107682>
- Zienkiewicz K, Du ZY, Ma W, Vollheyde K, Benning C (2016) Stress-induced neutral lipid biosynthesis in microalgae—molecular, cellular and physiological insights. *Biophys Acta-Mol Cell Biol Lipids* 1861:1269–1281. <https://doi.org/10.1016/j.bbalip.2016.02.008>
- Zuo Z, Zhu Y, Bai Y, Wang Y (2012) Acetic acid-induced programmed cell death and release of volatile organic compounds in *Chlamydomonas reinhardtii*. *Plant Physiol Biochem* 51:175–184. <https://doi.org/10.1016/J.PLAPHY.2011.11.003>
- Zuo Y, Wongsansilp T, Zhang X, Chen G, Wu Z (2020) Continuous biomass and lipid production from local chlorella-bacteria consortium in raw wastewater using volatile fatty acids. *Biotechnol Lett* 42:1449–1455. <https://doi.org/10.1007/S10529-020-02924-Y/METRICS>

Publisher's Note Springer Nature remains neutral with regard to jurisdictional claims in published maps and institutional affiliations.