

Experimenting growing media through local bio-resources valorisation: A design-oriented approach for living walls

Original

Experimenting growing media through local bio-resources valorisation: A design-oriented approach for living walls / Molari, M.; Dominici, L.; Comino, E.. - In: JOURNAL OF CLEANER PRODUCTION. - ISSN 0959-6526. - 436:(2024). [10.1016/j.jclepro.2023.140446]

Availability:

This version is available at: 11583/2985817 since: 2024-02-09T10:05:14Z

Publisher:

Elsevier

Published

DOI:10.1016/j.jclepro.2023.140446

Terms of use:

This article is made available under terms and conditions as specified in the corresponding bibliographic description in the repository

Publisher copyright

Elsevier postprint/Author's Accepted Manuscript

© 2024. This manuscript version is made available under the CC-BY-NC-ND 4.0 license
<http://creativecommons.org/licenses/by-nc-nd/4.0/>. The final authenticated version is available online at:
<http://dx.doi.org/10.1016/j.jclepro.2023.140446>

(Article begins on next page)

1 **Experimenting growing media through local bio-resources valorisation:** 2 **a design-oriented approach for living walls**

3 3 4 4 **Abstract**

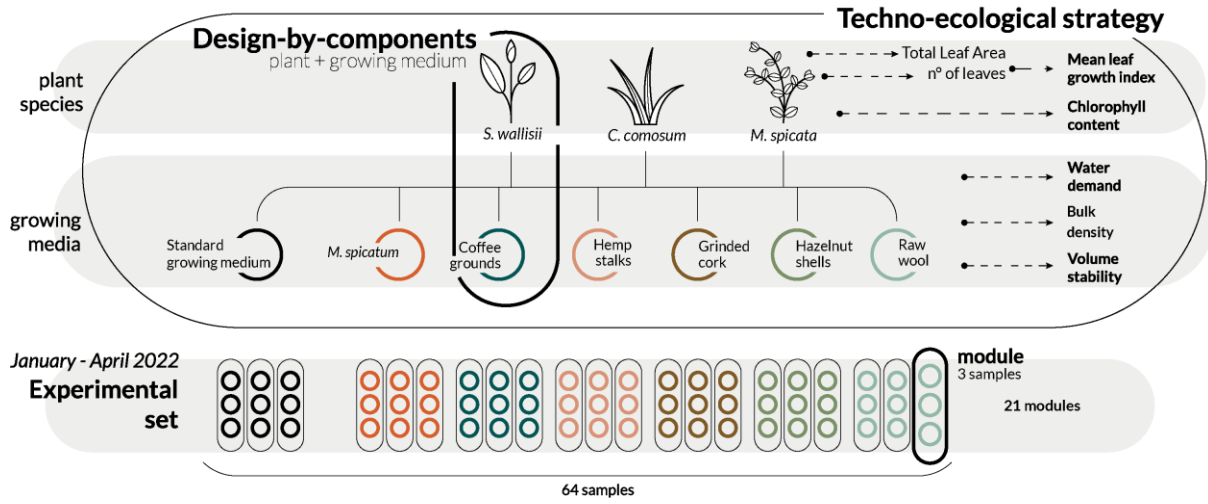
5 5 In the context of densely populated urban areas, vertical greenery systems are gaining momentum for their role in
6 6 reintroducing nature and enhancing buildings sustainability. Despite this trend, the absence of a standardised
7 7 methodology for designing sustainable vertical greenery systems and guidelines for selecting appropriate growing
8 8 media for this technology are two crucial gaps in academic research. This study addresses this by testing six
9 9 alternative growing media derived from local bio-resources (dried *M. spicatum*, hazelnut shells, coffee grounds,
10 10 hemp stalks, grinded cork, and raw sheep wool) and comparing them with a standard growing medium. The
11 11 experiment was conducted over 120 days, monitoring the health and growth of three plant species - *C. comosum*,
12 12 *S. wallisii*, and *M. spicata*. Innovative tools, such as a multi-criteria matrix and the Mean Leaf Growth Index, were
13 13 introduced to assess sustainability and plant development. The findings highlight promising outcomes for hazelnut
14 14 shells-based, hemp stalks-based, and grinded cork-based growing media, showcasing their lightweight and stable
15 15 attributes compared to standard growing medium and assuring good plants health and growth. In contrast, raw
16 16 sheep wool-based, *M. spicatum*-based, and coffee grounds-based growing media present challenges in plant health
17 17 and growth, despite interesting attributes concerning lightweight and low water demand. This research contributes
18 18 to shaping a design-by-components strategy for more sustainable vertical greenery systems, emphasizing the
19 19 crucial role of circular bio-resources in nature-based technological innovations.

20 20
21 21 **Keywords:** organic substrates, laboratory experiment, design-by-components, plant health and growth,
22 22 techno-ecological evaluation
23 23

24 **Highlights**

- 25 - Experimental activity to test six alternative growing media obtained by local waste and by-products.
- 26 - Plant growth and health, and growing media lightweight, low watering demand and volume stability are
- 27 describing criteria for growing media suitability.
- 28 - A baseline to assess and compare sustainability and performance of growing media for vertical greening.

31 **Graphical Abstract**



32
33

34 1. Introduction

35 The increasing urbanisation trend causes critical environmental and social issues that compromise
36 human well-being and challenge the sustainability of cities. Urban greening is a fundamental strategy
37 that can drastically improve the liveability of current congested cities (Musa et al., 2022) and is often
38 adopted to mitigate these critical issues through *nature-inspired* strategies (Dorst et al., 2019). In the
39 framework of urban greening, vertical greenery systems (VGSs), well known as green walls, are useful
40 technology to green densely populated cities and make buildings more sustainable (Douglas et al.,
41 2021). Green walls are space-efficient systems that support the growth of plants on vertical surfaces,
42 and they present a wide range of technical solutions such as green façades and living walls (Manso &
43 Castro-Gomes, 2015). Green façades consist in the use of climbing plants growing directly on a wall or
44 indirectly on a support system (Vox et al., 2018). Instead, living walls are more complex systems that
45 provide a more uniform vegetation coverage, but they usually require frequent maintenance
46 (Gunawardena & Steemers, 2019, 2020). Living walls consist of a supporting structure attached to the
47 wall that contains growing medium and vegetation, usually classified into modular or continuous
48 systems (Perini et al., 2013). VGSs provide multiple environmental and social benefits to human into
49 the built environment (Goel et al., 2022) such as the improvement of air quality (Pettit et al., 2019;
50 Srbinovska et al., 2021), the increase of urban biodiversity (Madre et al., 2015), the reduction of noise
51 pollution, the mitigation of urban heat island effect (Susca et al., 2022), and the improvement of human
52 well-being (Chung et al., 2022). VGSs are multifunctional nature-based solutions that “protect,
53 sustainably manage, and restore natural and man-made ecosystems in order to effectively and adaptively
54 address societal challenges, and to simultaneously benefit people and nature” (IUCN, 2020). However,
55 there are no specific indications to design and produce VGSs in a sustainable way and to reduce their
56 impact on the environment.

57 In fact, scientific research mainly focuses on the assessment of the environmental benefits, in particular
58 thermal performance, offered by VGSs in built environment (Chàfer, et al., 2021a). In its review
59 Nugroho (2020) highlights the necessity for VGSs to evolve into more sustainable solutions using
60 materials with less incorporated energy and CO₂ emissions, showing the use of natural or recycled
61 materials as possible innovation paths. In recent years some academic studies analysed for the first-time
62 environmental impacts of VGSs in order to assess the sustainability of them. Some studies adopted the
63 Life Cycle Assessment (LCA) to identify impact hotspots related to VGSs typology and their
64 components. The first study using the LCA applied to VGSs was conducted by (Ottelé et al., 2013),
65 who compared the environmental burden of five different VGSs typologies. The study concluded that
66 materials used to build components of any green wall system were significant in terms of environmental
67 burden. The study highlighted the need to use sustainable materials for VGSs toward a sustainable
68 design strategy. In this study and in the subsequent work of Manso et al. (2018) it was assessed that the
69 support system was the component with the highest environmental burden due to the impactful supply
70 chain of stainless steel. All the following works applying LCA on VGSs highlighted the huge influence
71 of their structural components on the life cycle (Cortês et al., 2021; Salah & Romanova, 2021; Serra et
72 al., 2017). In agreement with these results, Pan & Chu (2016) recommended reducing the amount of
73 material of the structural components in order to drastically decrease the environmental impacts of
74 VGSs. Thanks to the emphasis given to the sustainability of materials composing the structure of VGSs,
75 interesting material research and optimisation was developed in the last few years. Manso et al. (2018)
76 propose an innovative modular VGS composed by scraps of the cork and glass production. Similarly,
77 Cortês et al. (2021) developed and tested the mechanical performances of a new modular living wall
78 made with expanded cork agglomerate. However, just recently LCA studies highlighted the pivotal role
79 of growing media in the counting of VGSs environmental impacts. Oquendo-Di Cosola et al. (2020)

80 and Mannan and Al-Ghamdi (2022) confirmed in their work the importance of considering
1 81 environmental impacts for the selection of materials and recommended for the first time the use of
2 82 organic growing media as a fundamental aspect for a sustainable design of VGSs. Particularly, Chàfer
3 83 et al. (2021a) in their comparative LCA between different typologies of VGSs suggested the application
4 84 of sustainable strategy for growing media (e.g. recycled growing media) to drastically decrease the total
5 85 environmental impacts of the whole system. Reyhani et al. (2022) highlighted the high influence of
6 86 some of the most commonly used artificial and inorganic growing media on the whole environmental
7 87 assessment of VGSs. In their work LCA was applied for the first time as a guiding tool for the design
8 88 of sustainable VGSs, suggesting the replacement of impactful artificial growing media with more
9 89 sustainable organic ones. Nevertheless, as highlighted by Chàfer et al. (2021b), material research and
10 90 optimisation for VGSs is still a major gap of research in literature. Particularly, studies on sustainable
11 91 growing media experimentation are very few. Nevertheless, relevant studies conducted by Parada et al.
12 92 (2021), Manríquez-Altamirano et al. (2020) and Manríquez-Altamirano et al. (2021) sustained that the
13 93 careful design, scientific evaluation and production of bio-resources-based growing media are pivotal
14 94 strategies for sustainable urban greening projects. In its review Koviessen et al. (2023) strongly
15 95 advocates the urgency of finding alternative substrates through the circular use of local by-products and
16 96 waste to be applied in specific nature-based-solutions and how this strategy can boost the green
17 97 transition of contemporary cities. As stated by Toboso-Chavero et al. (2021), besides the chemical,
18 98 physical and biological properties of growing media and general economic aspects, now environmental
19 99 sustainability is gaining importance in the selection of growing media. Vandecasteele et al. (2023)
20 100 sustains that developing new blends using renewable resources represents the next frontier in advancing
21 101 the sustainability of soilless horticulture. Some studies emphasised the use of organic materials as
22 102 constituents of alternative growing media such as composts, bark, wood residues and coconut coir
23 103 (Barrett et al., 2016; Gruda, 2019), generally amended to inorganic ones such as perlite, vermiculite,
24 104 calcined and expanded clay (Sabatino, 2020). In particular, circular economy has been applied for the
25 105 creation of sustainable growing media derived from industrial by-products or from agricultural,
26 106 industrial and urban organic waste (Raviv, 2013). Nevertheless, De Lucia et al. (2021) and Rivas-
27 107 Sánchez et al. (2017) are the only works that tested an agricultural by-product, such as rice husk, as
28 108 sustainable growing media for VGSs.

37
38 109 Nevertheless, the effectiveness of a growing medium in supporting plant growth is the most important
39 110 aspect to be considered to assess growing media efficacy. An alternative growing medium is promising
40 111 if it must ensure plant growth equal to or greater than the regular one (Leiber-Sauheitl et al., 2021).
41 112 Non-destructive methods adopted to assess plant growth are preferred to destructive ones thanks to the
42 113 opportunity to preserve plants and repeat measurements during the experiment (Hilty et al., 2021). Leaf
43 114 length and width, number of leaves, plant or stem height, length, volume and density of roots are
44 115 parameters usually measured to assess the growth of plant biomass (Furbank & Tester, 2011).
45 116 Moreover, leaf length and width can be used for the determination of the Total Leaf Area (TLA)
46 117 (Koyama & Smith, 2022), and these three parameters can be used to define the growth rate (Charles et
47 118 al., 2011). Other studies measure chlorophyll content through a specific instrument that provides on-
48 119 site information about plant health in a non-destructive way (Brown et al., 2022; Gottardini et al., 2014).
49 120 Applying circular economy and sustainable design thinking, the present work develops an experimental
50 121 campaign on different bio-resource-based growing media to be applied to VGSs, using organic waste
51 122 and by-products from the Piedmont Region (Italy). The main challenge of this work is that no protocols
52 123 have been defined to test the sustainability of a growing media. So, evaluation criteria for sustainable
53 124 VGSs growing media were set as follows. The work of (Alexander & Bragg, 2014) was followed to
54 125 define a multi-criteria matrix to evaluate and compare the sustainability of the alternative growing
55 126 media tested. Through a sustainable design perspective, three main functional requirements of VGSs

growing media defined by Vinci and Rapa (2019), e.g. lightweight, durability, low water demand, have been used as evaluation criteria for growing media sustainability. Moreover, the Mean Leaf Growth Index (MLGI) was proposed to synthesise information on plant health and growth.

1.1. Research goal

This study broadens the research of growing media in vertical greening design and deepens the knowledge about: (1) environmental aspects as additional drivers for the selection of growing media and (2) the experimentation of alternative substrates specifically for VGSs. Therefore, the present work is a baseline for the definition of a methodology through which alternative growing media, specifically for vertical greening, can be assessed and compared in terms of their sustainability and performance. An experimental activity has been developed to test the efficiency of six alternative growing media, composed of local organic waste and by-products, for three plant species. From the results of the experimental activity, an analysis of the growing media sustainability has been developed taking into account their effectiveness in supporting plant growth and three criteria referred to growing media technical and ecological aspects: lightweight, water demand and volume stability. Moreover, the present work is meant as a first step in the definition of a strategy for the sustainable design of VGSs that follows a *design-by-components* approach, i.e. starting from the growing media and consequently defining the other components of the system.

2. Desk research: waste and by-products selection for alternative growing media

A preliminary desk research on the main organic by-products and waste of the Piedmont Region ([North-west of Italy](#)) has been conducted to identify potential materials for alternative growing media. The economic framework of the Piedmont Region is mainly characterised by agriculture, viticulture, rice-growing, animal husbandry, automotive, textile and food industry, besides financial and tourist activities (Regione Piemonte, 2023). Six waste and by-products deriving from local supply chains and urban flows have been identified following the principles of the circular bioeconomy (Brandão et al., 2021). In this framework, the aim is reducing the need of raw materials by using organic by-products and waste as inputs for a possible local production of growing media to be applied in VGSs (Scarpellini, 2022). Moreover, local waste and by-product (1) abundance and (2) historic value in the territory were taken into account as fundamental aspects in the bio-resources selection. In fact, the valorisation of abundant bio-resources bringing local cultural value (Padilla-Rivera et al., 2020) in a new production system within the territory can create environmentally, socially and economically sustainable innovation (Donner et al., 2022) As explained by Hang (2022), relying on context-specific opportunities and economies is generally a successful strategy toward a green economy and its theoretical framework is applicable in different geographical contexts.

In this desk research regional reports and national databases were used to assess the quantities of local organic by-products and waste, while scientific literature was consulted to prove their potentialities as growing media.

Grinded hemp stalks and hazelnut shells were selected as by-products and both derived from local cultivation and manufacturing. Piedmontese hemp has been recognised as high quality cultivation since the Roman Empire age (Regione Piemonte, n.d.). Even if hemp cultivation does not represent one of the most productive agricultural sectors of the Piedmont Region, accounting for the 7,4% of the national production (ISTAT, 2023a), the innovation in its supply chain would support the diversification of the farming system, the creation of new local activities and the revival of this crop in the market (Aluigi & Vigandò, 2016). Hemp fibre and hemp stalks are the two main by-products derived from hemp farming. Hemp fibre is mainly used in the textile supply chain and was already largely tested in previous studies

173 as an alternative growing medium but it didn't reach any significant result (Dannehl et al., 2015). While
174 hemp stalks, the woody part of the plant stalk, is mainly used in the building sector as sound-absorbent
175 material (Cavallaro, 2015). Many studies (Woznicki et al., 2021, Escobar-Avello et al. 2023) have
176 shown good results using growing media based on wood fibres which are characterised by high total
177 porosity and air holding capacity (Maher et al., 2008) For this reason, this study tested hemp stalks as
178 an abundant and promising valuable by-product at local scale. For the present work the hemp stalks
179 were collected from a hemp farm located in Carmagnola, in the centre of the Piedmont Region (30km
180 from Turin).

181 Likewise, Piedmont is the most important Italian region for hazelnut cultivation and processing,
182 accounting for 28,5% of the total Italian production (ISTAT, 2023b). Hazelnut shells are the most
183 significant by-product obtained from hazelnut processing in terms of weight and volume, and they are
184 usually used for heating (Battistoni et al., 2020). Hazelnut shells present a high percentage of lignin
185 (Gordobil et al., 2020), a feature that contributes to the physical stability of the substrate according to
186 the research conducted by (Dede & Ozdemir, 2018). Puliga et al., 2022 reported the possibility of using
187 hazelnut shells as basal ingredients of substrate for growing edible and medicinal mushrooms, while
188 any study was carried out in floricultural and vertical greening fields. Anyway, (Barrett et al., 2016)
189 reported that the use of nuts shells as growing media is an ever-increasing trend. Thus, in the present
190 work hazelnut shells were considered a promising opportunity. Hazelnut shells were collected from a
191 hazelnut industry located in Alba (Cuneo), south-east of the Piedmont Region (62 km from Turin).

192 On the other hand, raw sheep wool, cork stoppers, coffee grounds and fronds of *M. spicatum* were
193 selected as waste materials that present potentialities for alternative growing media.

194 Raw sheep wool derived from Piedmontese flocks was collected from a local wool consortium of the
195 Piedmontese Textile District, a well-known excellence of the Made in Italy. Nevertheless, sheep wool
196 of the Piedmont Region is considered a low-quality resource if compared to the international textile
197 market requirements. Indeed, Piedmontese flocks do not present appropriate characteristics to be
198 processed in the textile supply chain, and local breeders often send their raw wool to disposal and treat
199 it as waste. To date, in 2019, 106.670 sheeps flocks have been registered in the Piedmont Region,
200 assuming the disposal of almost 160 tons of wool (Quaglia, 2023). Therefore, the valorisation of the
201 local sheep wool represents a promising challenge that encompasses the interrelation of economic and
202 social aspects (Rajabinejad et al., 2019). As reported by Gabryś & Fryczkowska (2022), many studies
203 tested the use of treated purified wool as growing media for plants. By the way, the use of raw sheep
204 wool can drastically decrease the use of energy and resources for the wool cleaning process,
205 consequently lowering the environmental impacts for the preparation of this alternative growing
206 medium. Moreover, sheep wool that does not undergo cleaning treatment retains lanolin, a substance
207 rich in potassium, that can be used as plant fertiliser (Ikoyi et al., 2020; Cavalcante et al., 2020). The
208 raw sheep wool was collected from a sheep wool collector located in Miagliano (Biella), in the north-
209 east of the Piedmont Region (83 km from Turin) and within the geographical area of the historic Textile
210 District of the Region.

211 Piedmont is the leading Italian region concerning wine production, from cultivation to sales (ISTAT,
212 2023c). Many wine shops and wine bars are widely diffused in the region, especially in bigger urban
213 centres (Regione Piemonte, 2021). In this framework, cork stoppers are often disposed of as waste
214 instead of treated as a resource for new supply chains. Indeed, cork presents an interesting hygroscopic
215 feature that can be helpful in vertical greening application because it supports the thermos-hygrometric
216 balance (Contreras et al., 2022). Moreover, Martinez et al. (2013) obtained promising results using a

217 cork-rice husk-based thin layer as a growing medium. Used cork stoppers were collected from two
218 winery shops in the city centre of Turin.

219 Similarly, coffee is an important food commodity linked to the historical development of the coffee-
220 roasting sector in the Piedmont Region. Spent coffee grounds are abundant food waste produced at the
221 consumption stage of the coffee life cycle, and despite many opportunities to use them as a resource
222 (Bomfim et al., 2022), no alternative applications have been structurally planned at the local scale.
223 Promising results have been reached by Tombarkiewicz et al. (2022) in using spent coffee ground as
224 soil improver and these outcomes led to the selection of this waste as a potential resource for plant
225 growing. Spent coffee grounds were collected from the inner coffee shop of the Polytechnique of Turin.

226 At the end, fronds of *M. spicatum* were selected as a potential resource because they are usually disposed
227 as special waste by the Municipality of Turin (Gruppo di Lavoro Specie Esotiche della Regione
228 Piemonte, 2017). Indeed, *M. spicatum* is an allochthonous aquatic weed that overgrows during summer
229 in the Po River due to the eutrophication of the freshwater ecosystem. It is included in the lists of
230 invasive allochthonous species of relevance in the Regulation (EU) 1143/2014 (European Parliament
231 and Council, 2014) and its rapid eradication and environmental control is strictly regulated through
232 mechanical removal (Arpa Piemonte, 2016). In this study, fronds of *M. spicatum* were collected
233 manually from the Po River banks along its urban stretch in Turin. The fronds of *M. spicatum* were
234 hand-collected from the riverbanks of the Po River near the city centre of Turin, where the presence of
235 this plant is generally abundant in Summer and early Autumn.

236 As in Koley (2021) the alternative use of local bioresources is a strategy that can bring multiple positive
237 outcomes in a region, optimising the management and accumulation of resources - of more or less
238 environmental and health risk - and at the same time the creation of new short supply chain growing
239 media. As stated by Taupedi and Ultra Jr. (2022) the development of such a strategy involves the
240 running of laboratory tests investigating the nature of the bio-resource in order to create competitive
241 alternative soils to traditional unsustainable ones.

243 3. The experiment: materials and methods

244 This study adopts and improves the experimental protocol proposed by De Lucia et al. (2021) for the
245 assessment of an alternative bio-resource-based growing medium for VGSs. The experimental protocol
246 developed in this study tested a broader number of alternative growing media and analysed their
247 performance according to environmental criteria defined from literature analysis. The experimental
248 protocol consists of two main stages: (Section 3.1.) the preparation of the experiment materials and
249 setting and (Section 3.2.) the experiment running.

251 3.1. Experiment preparation

252 This stage is composed by (i) the preparation of the six alternative growing media by mixing the selected
253 bio-resources with standard growing medium; the test of their (ii) phytotoxicity, (iii) physical and (iv)
254 chemical characteristics; (v) the selection of the plant species; and (vi) the preparation of the
255 experimental set.

256 Growing medium was adopted as a common amendment in order to obtain homogeneous and totally
257 organic alternative growing media. This is a largely used growing media suitable for a huge number of
258 plant species, although less flexible inorganic materials, such as perlite and expanded clay, are often
259 used as growing media in VGSs applications. Therefore, the use of growing medium highlights the
260 influence of the bio-resources added in the mixes.

263 3.1.1 Growing media preparation

1 264 The six alternative growing media were prepared by mixing each bio-resource with standard growing
2 265 medium for floricultural applications (COMPO SANA®) composed by neutral sphagnum peat, green
3 266 composted soil improver and a small amount of mineral fertiliser. Each bioresource was manually
4 267 mixed with 50% in volume of growing medium in order to obtain homogeneous mixtures. The obtained
5 268 alternative growing media contained a small amount of fertilisers. Raw sheep wool, coffee grounds and
6 269 grinded hemp stalks did not require any pre-treatment, while cork stoppers, hazelnut shells and *M.*
7 270 *spicatum* needed to be grinded before mixing.

10 271
11 272 Hazelnut shells were shredded using an electric milling machine (YM221230879, AATAY) in order to
12 273 obtain shell shreds of 0,5 -1 cm of length and avoid the rotting of plant roots caused by possible water
13 274 retention in the shell cavity after irrigation. Cork stoppers were grinded with a standard blender with
14 275 inox steel blades (CB-410, Horet) obtaining cork granulate of 0,3 - 1 cm of length. On the other hand,
15 276 fronds of *M. spicatum* required the longest pre-treatment process. After their collection from Po River,
16 277 fronds have been dried at room temperature (17±2 °C) for one week and then grinded with the standard
17 278 blender obtaining a powder-like material composed of particles ranging from 0,01 cm to 0,3 cm.

21 279 22 280 3.1.2 Phytotoxicity of growing media

23 281 The alternative growing media were tested for phytotoxicity following Charles et al. (2011) to assess
24 282 negative effects of contaminants on seed germination (Martignon, 2009). This analysis is economically
25 283 viable, easy to conduct, and provides highly reliable results (Bragança et al., 2018; Guevara et al., 2019).
26 284 The test included triplicate samples of *Eruca vesicaria ssp. Sativa*, *Nepeta cataria*, and *Lactuca sativa*.
27 285 Each alternative growing medium (10 g) was mixed with 100 ml of demineralized water, shaken hourly
28 286 for 12 hours, and then filtered through a 45 µm filter paper to obtain an eluate. Then, germination tests
29 287 were conducted in triplicate samples. Each sample consisted of 10 seeds placed on a cotton filter in a
30 288 Petri dish. 5 ml of eluate were added to the test samples, while the three control samples received 5 ml
31 289 of demineralized water. Petri dishes were incubated in the dark at 25±1°C for 72 hours. Germinated
32 290 seeds were identified by shoots with a root length of at least 3 mm (Margenat et al., 2017).
33 291 For test acceptability, Seed Germination (SG) must be equal to or greater than 80% according to the
34 292 following formula (Margenat et al., 2017):

35 293
36 294 (formula 1)

$$37 295 \quad \text{SG\%} = (\text{number of seeds germinated}) / (\text{number of total seeds}) \%$$

38 296 39 297 3.1.3 Physical and chemical characteristics of growing media

40 298 Physical characteristics of growing media was assessed by considering Dry Bulk Density (D) (g cm⁻³),
41 299 Total Porosity (TP) (%) and Water Holding Capacity (WHC) (%). D was measured for each growing
42 300 media following the method of Rai et al. (2017). This is a pivotal parameter for VGSs growing media
43 301 since it can strongly affect the weight of the entire system influencing the design of the anchoring system
44 302 (Dede et al., 2019). In fact, the use of lighter growing media would allow a lighter structural system.
45 303 Thus, growing media D is an important information in the design of a VGS in order to decrease weight
46 304 and need of materials.

47 305 TP was assessed for each growing media following the method of Landis (1990), while WHC was
48 306 determined following the Keen Raczkowski box method by Govindasamy et al. (2022).

49 307 The pH and Electrical Conductivity (EC) (µS/cm) were assessed to characterise chemical properties of
50 308 the alternative growing media (concentration of 1:2,5) following procedures in Castro Garibay et al.
51 309 (2019).

310

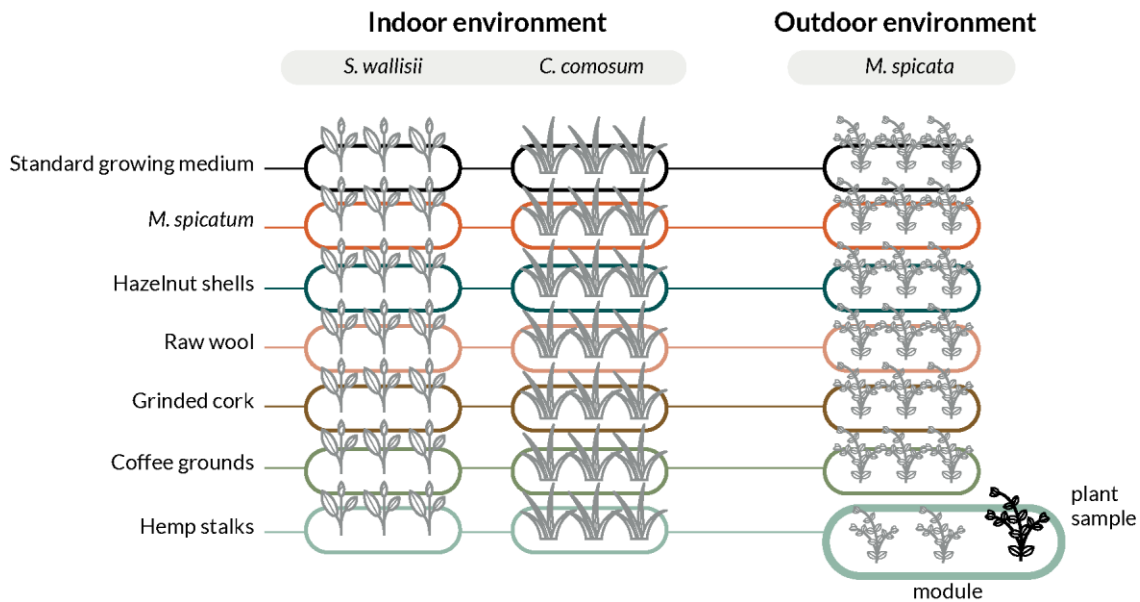
3.1.4 Plant species selection

Plant species for indoor and outdoor environments were used for assessing the efficiency of the alternative growing media. *C. comosum* and *S. wallisii* were selected since they are commonly used in indoor VGSs thanks to their low maintenance demand (Kwon et al., 2021). While *M. spicata* was selected as outdoor plant species for its features, i.e leaves and stalk wax, *trichomes*, leaves morphology and roughness, which are considered promising in air pollutant capture (Vigevani et al., 2022) *M. spicata* as well is successfully used in VGSs (Dorais et al., 2020).

3.1.5 Preparation of the experimental set

In the experiment, 21 pots (40cm x 14cm x 12cm) were used as individual modules to observe how the different growing media affect the growth of *C. comosum*, *S. wallisii*, and *M. spicata*. For each plant species, six pots were arranged, each containing 3 l of a different alternative growing medium. Additionally, one pot for each species was filled with 3 l of the standard growing medium as a control test for comparison. Within each pot, three plants (samples) of the same species were planted (Figure 1). This setup allows for the observation of how different growing media impact the growth of three samples of each plant species. Plant pot trays were placed at the bottom of each pot in order to collect the drained water and assure to each plant the same amount of water despite the different growing media TP and WHC.

Figure1. Experimental set, composed of 21 pots (modules). For each plant species, one module has been prepared for each of the six alternative growing media and for the standard growing medium. Each module contains three plant samples.



Pots containing *C. comosum* (7 pots) and those with *S. wallisii* (7 pots) were placed in a room at 17±2 °C, a good temperature for these two plant species. Pots containing *M. spicata* (7 pots) were placed outdoor. Both indoor and outdoor plants allocation allowed an indirect source of sunlight. Plant acclimation was performed for 14 days in order to match the requirements of the different plant species (Retkute et al., 2015). During this period irrigation was managed according to measured growing media humidity and environmental conditions (in the case of *M. spicata*) in order to fit the water demand of plants of each module. *C. comosum* and *S. wallisii* were watered using 300 ml of water per pot, while

343 *M. spicata* with 500 ml. An average amount of water was defined following the works of Gubb et al.,
1 344 (2018), Gabrys and Fryczkowska (2022) and De Lucia et al. (2021). Liquid fertiliser for ornamental
2 345 plants (NPK 7-5-6 with boron, copper, iron, manganese, molybdenum, zinc, potassium and iron) was
3 346 provided to all pots during the experiment setup through fertigation (20 g of liquid fertiliser in 2 l of
4 347 water).

3.2 Experiment running

350 Specific criteria were measured in order to evaluate the efficiency and sustainability of the six
10 351 alternative growing media in comparison to the one composed by growing medium (control test) for a
11 352 period of 120 days. These criteria were taken into account to obtain an overall description about growing
12 353 media characteristics and plants growth and health. Thus, criteria were divided into two groups: (1)
13 354 those referring to growing media characteristics such as humidity, water demand and volume stability,
14 355 and (2) those referring to the plants growth and health such as number of leaves, Total Leaf Area
15 356 (TLA) and chlorophyll content. Applying a sustainable design perspective, humidity, water demand and
16 357 volume stability were selected as significant information on growing media environmental
17 358 sustainability, defining water use and material duration (Vinci and Rapa, 2019). As established from
18 359 literature, number of leaves and TLA allowed the calculation of plants development, while chlorophyll
19 360 content is a reliable parameter for plant health (Paturkar et al., 2022; Dominici et al., 2021; Kakouei &
20 361 Salehi; 2013).

3.2.1. Monitoring the growing media characteristics: water demand, humidity and volume stability

27 364 Water demand (ml per each module) was monitored as a crucial parameter to elucidate on the water
28 365 consumption of each growing media. Watering quantities were added up through the experiment in
29 366 order to obtain the water consumption for each growing media. Soil humidity was measured to regulate
30 367 the irrigation frequency. It was monitored for each of the 21 pots with a 10-point scale manual
31 368 hygrometre (T10 Bodentester, BATOU) every three days. Moreover, volume stability is a fundamental
32 369 parameter to understand the structural stability of a growing medium. More stable is its volume, less
33 370 maintenance and replacement will be required for the growing medium, decreasing waste and economic
34 371 expenses for specialised labour and disposal service. Volume stability (%) was monitored by measuring
35 372 the D of each pot at the beginning and at the end of the experiment.
36 373

3.2.2. Monitoring the plant health: chlorophyll content

41 375 Chlorophyll content (in μmol of chlorophyll per m^2 of leaf) was measured using the optical manual
42 376 metre Apogee Mc-100. Chlorophyll content sampling was performed twice per month since the focus
43 377 of the experiment was the response of plants in the long period, not at daily base (Padilla-Rivera et al.,
44 378 2020). According to Pavlovic et al. (2014) and Liang et al. (19967), chlorophyll content is commonly
45 379 used as an indicator of the plant health since it decreases in plants under stress conditions. The Apogee
46 380 Mc-100 metre is normally used in agriculture to estimate plant health of crops and provide an evaluation
47 381 of the stress condition due to the lack of nutrients, insufficient irrigation and adverse climatic conditions
48 382 (<https://www.apogeeinstruments.com>). The chlorophyll content was measured by sampling three
49 383 randomised leaves for each plant and performing five consecutive measurements per leaf.
50 384

3.2.3. Monitoring the plants growth: Total Leaf Area, number of leaves and Mean Leaf Growth Index

58 388 The assessment of plant growth was performed twice per month by measuring the TLA

389 following the non-destructive method proposed by Dominici et al. (2021). The method consists of
1 390 measuring manually the length and width of leaves (for each plant species) (Zhang et al., 2018) and
2 391 categorising them in four *topos* (or leaves models) based on their average leaf surface. Leaf surface was
3 392 obtained by using an AutoCAD drawing sheet where lengths and widths of each *topoi* were reproduced
4 393 through [Polylines tool] in order to obtain enclosed polyline geometries needed to define the surface
5 394 through [AREA Command]. The TLA is obtain summing the surface of the leaves that composed a
6 395 plant and is expressed by the following formula:
7
8
9 396

10 397 (Formula 1)

$$11 398 \quad \text{TLA} = (L_1 \times W_1) + (L_2 \times W_2) + (L_3 \times W_3) \dots + (L_n \times W_n) \text{ (cm}^2\text{)}$$

12 399
13 400
14 401 L: leaf length

15 402 W: leaf width

16 403
17 404 Monitoring the number of leaves informs about the modification of the foliage density over time and it
18 405 gives additional knowledge about the quality of plant growth (Dobrescu et al., 2017).

19 406 The TLA and number of leaves of the three plants contained in a pot (module) were used to define the
20 407 novel Mean Leaf Growth Index (MLGI):
21
22
23 408

24 409 (Formula 2)

$$25 410 \quad \text{MLGI} = (\text{TLA}_f / \text{nl}_f) - (\text{TLA}_i / \text{nl}_i) \text{ (cm}^2\text{)}$$

26 411
27 412 TLA_i : initial total leaf area

28 413 TLA_f : final total leaf area

29 414 nl_i : initial number of leaves

30 415 nl_f : final number of leaves
31
32
33 416

34 417 Accordingly, MLGI informed about the development of plants that composed a module of VGS.

35 418 If the MLGI is higher than 0, it means that the growth of plants followed a positive trend (increasing
36 419 both TLA and number of leaves). If the MLGI is equal to 0, it means that plants didn't grow. While if
37 420 the MLGI is lower than 0, it means that plant growth showed a decreasing trend. If the three plants
38 421 contained in a module died during the monitoring period, the MLGI has been considered null.
39
40
41 422

42 423 **3.3 Data analysis**

43 424 A two-way ANOVA was applied to assess the effects of the seven different growing media on
44 425 chlorophyll content and TLA along the monitoring period. Therefore, two different analyses have been
45 426 carried out for the TLA (dependent variable 1) the and the chlorophyll content (dependent variable 2).
46 427 For both analysis plant species and growing media were set as independent variables, respectively with
47 428 three and seven levels. Two hypotheses were defined for each analysis:
48
49
50 429

51 430 Null Hypothesis (H_0): There are no significant differences in TLA among growing media and
52 431 plant species.

53 432 Alternative Hypothesis (H_a): There are significant differences in TLA among growing media
54 433 and plant species.
55
56
57 434

58 435 Null Hypothesis (H_0): There are no significant differences in chlorophyll content among
59 436 growing media and plant species.
60
61
62
63
64
65

Alternative Hypothesis (Ha₂): There are significant differences in chlorophyll content among growing media and plant species.

Two-way ANOVA was conducted using Excel "data analysis" tool (data > data analysis > two-way ANOVA with replications). The analysis generated p-values for each factor and their interaction, indicating significant differences in TLA and chlorophyll content based on growing media, plant species, and their interaction. Significance was determined at a p-value < 0.05.

4. Results

Results on growing media characteristics and plant development are described below. In order to maintain clarity in the results presentation, this section discussed separately (1) the phytotoxicity, physical and chemical characteristics of growing media (2) the sustainability of growing media, (3) the plants growth and (4) the plants health obtained along the experiment.

4.1 Phytotoxicity, physical and chemical characteristics of growing media

The following tables (Table 1, Table 2, Table 3) report the results for growing media phytotoxicity, chemical characteristics and physical characteristics. All the alternative growing media presented good results for phytotoxicity, allowing the germination of almost 80% of the seeds (Table 1).

Table 1. Results of the phytotoxicity test for each alternative growing media and seed species.

Growing media	<i>Eruca vesicaria ssp. Sativa</i>	<i>Nepeta cataria</i>	<i>Lactuca sativa</i>
Hazelnut shells	90%	90%	100%
Grinded cork	100%	100%	90%
Hemp stalks	100%	90%	100%
<i>M. spicatum</i>	90%	90%	90%
Raw wool	90%	90%	90%
Coffee grounds	90%	90%	90%

TP (Table 2) of all the alternative growing media are lower than the value of growing medium, except for raw wool-based growing media that is equal to standard growing medium. However, according to Havis and Hamilton (1976), TP presents good values - exceeding 50% - for hazelnut shells-based, grinded cork-based, hemp stalks-based and sheep wool-based growing media. For WHC (Table 3), all the alternative growing media showed lower values than standard growing medium. However, all the growing media reach the threshold of 40% (Tjosvold, 2019), thus presenting a valuable WHC. Moreover, hemp stalks-based, raw wool-based and *M. spicatum*-based had the higher WHC within the alternative growing media, showing similar values. It is interesting to note three main range of similar results for the alternative growing media: hazelnut shells-based, with the lowest WHC, grinded cork-based and coffee grounds-based, with the slightly higher WHC, and hemp stalks-based, raw wool-based and *M. spicatum*-based with higher WHC.

Table 2. Results of the Total Porosity and Water Holding Capacity for each growing media.

Growing media	TP (%)	WHC (%)
Hazelnut shells	60	45

Grinded cork	80	52
Hemp stalks	70	70
<i>M. spicatum</i>	50	67
Raw wool	90	70
Coffee grounds	50	54
Standard growing medium	90	85

The pH values (Table 3) of all the alternative growing media are very close to the pH value of the standard growing medium. Particularly, hazelnut shells-based, grinded cork-based and sheep wool-based growing media have the same pH of the standard growing medium, showing a neutral value of 7. Hemp stalks-based, *M. spicatum*-based and coffee grounds-based growing media have pH 6, thus they are slightly acidic. In general, all the alternative growing media showed acceptable pH values for floricultural applications. Concerning EC, grinded cork-based growing medium (401 $\mu\text{S}/\text{cm}$) present a similar value to standard growing medium (400 $\mu\text{S}/\text{cm}$), followed by hazelnut shells-based growing media (743 $\mu\text{S}/\text{cm}$). However, hemp stalks-based (1116 $\mu\text{S}/\text{cm}$), *M. spicatum*-based (4080 $\mu\text{S}/\text{cm}$), raw wool-based (1540 $\mu\text{S}/\text{cm}$) and coffee grounds-based (2340 $\mu\text{S}/\text{cm}$) present very high values of EC. Particularly, coffee grounds-based and *M. spicatum*-based overcome standard growing medium almost five times.

Table 3. pH and Electrical Conductivity for each growing media.

Growing media	pH	EC ($\mu\text{S}/\text{cm}$)
Hazelnut shells	7	743
Grinded cork	7	401
Hemp stalks	6	1116
<i>M. spicatum</i>	6	4080
Raw wool	7	1540
Coffee grounds	6	2340
Standard growing medium	7	400

4.2 Sustainability of growing media

Table 4. summarises the main characteristics of growing media monitored during the experiment. The D measured during the preliminary stage of the experiment shows that all six alternative growing media weigh less than the standard growing medium (0,52 g cm^{-3}), showing values between 0,04 g cm^{-3} and 0,48 g cm^{-3} . Raw sheep wool-based growing medium presents the lowest D (0,04 g cm^{-3}) of all growing media. *M. spicatum*-based (0,25 g cm^{-3}), grinded cork-based (0,30 g cm^{-3}) and hemp stalks-based (0,29 g cm^{-3}) weigh almost half than standard growing medium. However, hazelnut shells-based (0,48 g cm^{-3}) and coffee ground-based growing media (0,42 g cm^{-3}) show similar D to standard growing medium, being the heavier within alternative growing media.

As a general trend, raw sheep wool-based and *M. spicatum*-based growing media show lower volume stability (between 30% and 50%) than the other growing media (65% - 70%). Coffee ground-based growing media showed the same volume stability of standard growing medium (between 65% and

70%), while hemp stalks-based, grinded cork-based and hazelnut shell-based presented the highest volume stability (75% - 90%). It can be asserted that all the alternative growing media assure a valuable volume stability. Moreover, results suggest that the volume stability of growing media depends on the position of modules, whether inside or outside.

Raw sheep wool-based and *M. spicatum*-based growing media required lower water supply (1500 – 2000 mL per each module) than the other alternative growing media. They showed half the water demand of standard growing medium. Anyway, it can be observed that almost all the alternative growing media (hemp stalks-based = 3000 – 3500; grinded cork-based = 2400 – 2000; coffee grounds-based = 1800 – 2000) presented lower water demand than standard growing medium (3300 – 4000 mL per each module). The only exception is hazelnut-shells based growing medium with *C. comosum* and *S. wallisii* (3600 mL), that however presented a very close value to standard growing medium. However, hazelnut shells-based growing medium with *M. spicata* (3500 mL) showed lower water demand than standard growing medium. Also for water demand results suggest that values depend on the position of modules, whether inside or outside.

Table 4. Dry bulk density (g cm⁻³), volume stability (%) and water demand (ml) of alternative growing media and standard growing medium.

	Dry bulk density (g cm ⁻³)	Volume stability (%)			Water demand (ml)		
		<i>C. comosum</i>	<i>S. wallisii</i>	<i>M. spicata</i>	<i>C. comosum</i>	<i>S. wallisii</i>	<i>M. spicata</i>
Raw wool	0,04	40	40	30	1500	1500	2000
<i>M. spicatum</i>	0,25	50	50	45	1800	1800	1500
Hemp canapule	0,29	85	85	75	3000	3000	3500
Grinded cork	0,3	90	90	85	2400	2400	2000
Coffee grounds	0,42	70	70	65	1800	1800	2000
Hazelnut shells	0,48	85	85	80	3600	3600	3500
Standard growing medium	0,52	70	70	65	3300	3300	4000

4.3 Plants health in response to different growing media

The seven alternative growing media produced different chlorophyll content in *C. comosum*, *S. wallisii* and *M. spicata*, as shown in figures 2, 3 and 4. The two-way ANOVA analysis shows the consistency of the effect of the seven growing media on the chlorophyll content for all the three plant species. Variance between the seven treatments is significant within plant species, growing media and between the two of them ($\alpha < 0,5$).

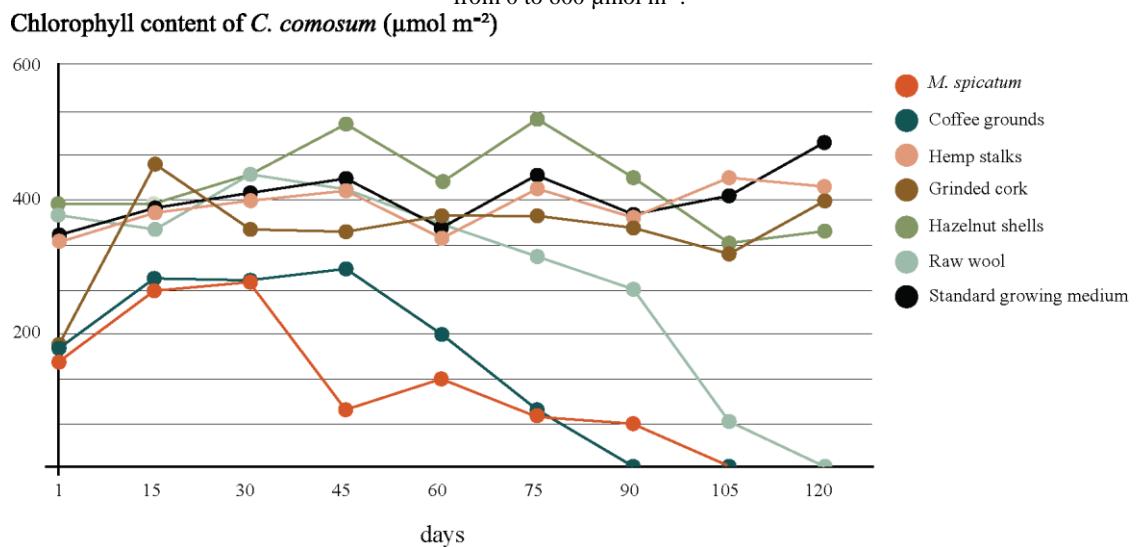
Starting with *C. comosum*, it presented a stable trend of chlorophyll content with hazelnut shells-based, hemp stalks-based, grinded cork-based growing media. Moreover, hazelnut shells-based showed a higher chlorophyll content than standard growing medium for all the experiment period, while hemp stalks-based showed lower but close chlorophyll content than standard growing medium for almost all the experiment period. On the other hand, *C. comosum* with raw sheep wool-based growing media

531 drastically reduced the chlorophyll content from the day 30 of experiment. Coffee grounds-based and
 1 532 *M. spicatum*-based growing media showed a reduction of chlorophyll content from the day 45.

2 533
 3 534 *S. wallisii* presented a decreasing trend of chlorophyll content for almost all growing media, including
 4 535 standard growing medium and this effect is already visible from the day 15 of the experiment period.
 5 536 Only hemp stalks-based and grinded cork-based growing media produced stable trends of chlorophyll
 6 537 content with *S. wallisii*, showing particularly higher values than standard growing medium.
 7 538

8 539 Hazelnut shells-based, grinded cork-based and hemp stalks-based growing media produced stable
 9 540 chlorophyll content trends with *M. spicata* throughout the entire experiment period and present very
 10 541 similar values to standard growing medium. While *M. spicatum*-based, raw sheep wool-based and
 11 542 coffee ground-based growing media produced a drastic reduction of chlorophyll content from the day
 12 543 30 of the experiment. Despite this, it is interesting to note that after the day 45 raw sheep wool-based
 13 544 growing medium showed a slightly but continuous increase of chlorophyll content.
 14 545

15 546 **Figure 2.** Chlorophyll content trends in *C. comosum* with the seven growing media. The x axis represents the
 16 547 days and the eight measurement days are reported. The y axis reports the chlorophyll content registered
 17 548 from 0 to 600 $\mu\text{mol m}^{-2}$.

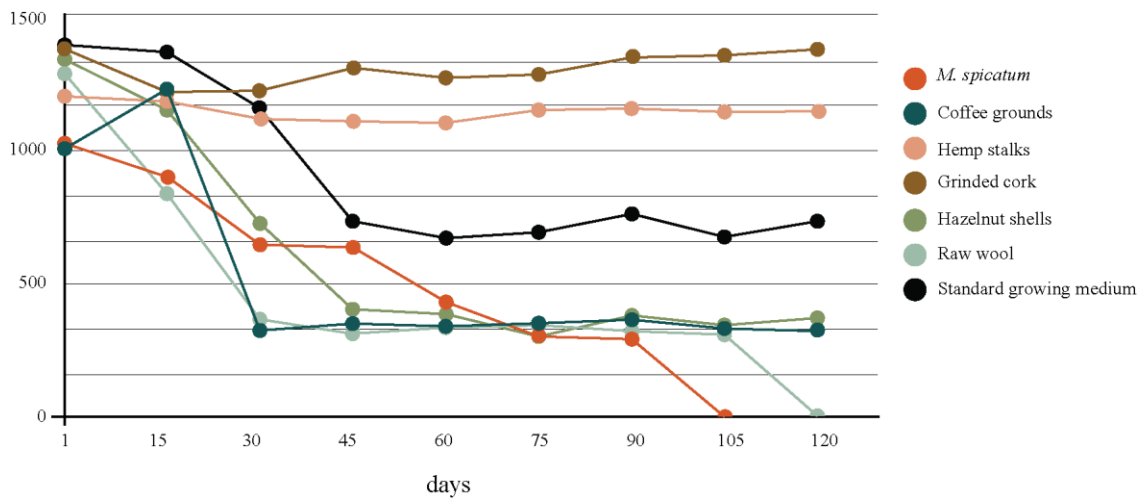


66 597
 67 598
 68 599
 69 600
 70 601
 71 602
 72 603
 73 604
 74 605
 75 606
 76 607
 77 608
 78 609
 79 610
 80 611
 81 612
 82 613
 83 614
 84 615
 85 616
 86 617
 87 618
 88 619
 89 620
 90 621
 91 622
 92 623
 93 624
 94 625
 95 626
 96 627
 97 628
 98 629
 99 630
 100 631
 101 632
 102 633
 103 634
 104 635
 105 636
 106 637
 107 638
 108 639
 109 640
 110 641
 111 642
 112 643
 113 644
 114 645
 115 646
 116 647
 117 648
 118 649
 119 650
 120 651
 121 652
 122 653
 123 654
 124 655
 125 656
 126 657
 127 658
 128 659
 129 660
 130 661
 131 662
 132 663
 133 664
 134 665
 135 666
 136 667
 137 668
 138 669
 139 670
 140 671
 141 672
 142 673
 143 674
 144 675
 145 676
 146 677
 147 678
 148 679
 149 680
 150 681
 151 682
 152 683
 153 684
 154 685
 155 686
 156 687
 157 688
 158 689
 159 690
 160 691
 161 692
 162 693
 163 694
 164 695
 165 696
 166 697
 167 698
 168 699
 169 700
 170 701
 171 702
 172 703
 173 704
 174 705
 175 706
 176 707
 177 708
 178 709
 179 710
 180 711
 181 712
 182 713
 183 714
 184 715
 185 716
 186 717
 187 718
 188 719
 189 720
 190 721
 191 722
 192 723
 193 724
 194 725
 195 726
 196 727
 197 728
 198 729
 199 730
 200 731
 201 732
 202 733
 203 734
 204 735
 205 736
 206 737
 207 738
 208 739
 209 740
 210 741
 211 742
 212 743
 213 744
 214 745
 215 746
 216 747
 217 748
 218 749
 219 750
 220 751
 221 752
 222 753
 223 754
 224 755
 225 756
 226 757
 227 758
 228 759
 229 760
 230 761
 231 762
 232 763
 233 764
 234 765
 235 766
 236 767
 237 768
 238 769
 239 770
 240 771
 241 772
 242 773
 243 774
 244 775
 245 776
 246 777
 247 778
 248 779
 249 780
 250 781
 251 782
 252 783
 253 784
 254 785
 255 786
 256 787
 257 788
 258 789
 259 790
 260 791
 261 792
 262 793
 263 794
 264 795
 265 796
 266 797
 267 798
 268 799
 269 800
 270 801
 271 802
 272 803
 273 804
 274 805
 275 806
 276 807
 277 808
 278 809
 279 810
 280 811
 281 812
 282 813
 283 814
 284 815
 285 816
 286 817
 287 818
 288 819
 289 820
 290 821
 291 822
 292 823
 293 824
 294 825
 295 826
 296 827
 297 828
 298 829
 299 830
 300 831
 301 832
 302 833
 303 834
 304 835
 305 836
 306 837
 307 838
 308 839
 309 840
 310 841
 311 842
 312 843
 313 844
 314 845
 315 846
 316 847
 317 848
 318 849
 319 850
 320 851
 321 852
 322 853
 323 854
 324 855
 325 856
 326 857
 327 858
 328 859
 329 860
 330 861
 331 862
 332 863
 333 864
 334 865
 335 866
 336 867
 337 868
 338 869
 339 870
 340 871
 341 872
 342 873
 343 874
 344 875
 345 876
 346 877
 347 878
 348 879
 349 880
 350 881
 351 882
 352 883
 353 884
 354 885
 355 886
 356 887
 357 888
 358 889
 359 890
 360 891
 361 892
 362 893
 363 894
 364 895
 365 896
 366 897
 367 898
 368 899
 369 900
 370 901
 371 902
 372 903
 373 904
 374 905
 375 906
 376 907
 377 908
 378 909
 379 910
 380 911
 381 912
 382 913
 383 914
 384 915
 385 916
 386 917
 387 918
 388 919
 389 920
 390 921
 391 922
 392 923
 393 924
 394 925
 395 926
 396 927
 397 928
 398 929
 399 930
 400 931
 401 932
 402 933
 403 934
 404 935
 405 936
 406 937
 407 938
 408 939
 409 940
 410 941
 411 942
 412 943
 413 944
 414 945
 415 946
 416 947
 417 948
 418 949
 419 950
 420 951
 421 952
 422 953
 423 954
 424 955
 425 956
 426 957
 427 958
 428 959
 429 960
 430 961
 431 962
 432 963
 433 964
 434 965
 435 966
 436 967
 437 968
 438 969
 439 970
 440 971
 441 972
 442 973
 443 974
 444 975
 445 976
 446 977
 447 978
 448 979
 449 980
 450 981
 451 982
 452 983
 453 984
 454 985
 455 986
 456 987
 457 988
 458 989
 459 990
 460 991
 461 992
 462 993
 463 994
 464 995
 465 996
 466 997
 467 998
 468 999
 469 1000

120 650
 121 651
 122 652
 123 653
 124 654
 125 655
 126 656
 127 657
 128 658
 129 659
 130 660
 131 661
 132 662
 133 663
 134 664
 135 665
 136 666
 137 667
 138 668
 139 669
 140 670
 141 671
 142 672
 143 673
 144 674
 145 675
 146 676
 147 677
 148 678
 149 679
 150 680
 151 681
 152 682
 153 683
 154 684
 155 685
 156 686
 157 687
 158 688
 159 689
 160 690
 161 691
 162 692
 163 693
 164 694
 165 695
 166 696
 167 697
 168 698
 169 699
 170 700
 171 701
 172 702
 173 703
 174 704
 175 705
 176 706
 177 707
 178 708
 179 709
 180 710
 181 711
 182 712
 183 713
 184 714
 185 715
 186 716
 187 717
 188 718
 189 719
 190 720
 191 721
 192 722
 193 723
 194 724
 195 725
 196 726
 197 727
 198 728
 199 729
 200 730
 201 731
 202 732
 203 733
 204 734
 205 735
 206 736
 207 737
 208 738
 209 739
 210 740
 211 741
 212 742
 213 743
 214 744
 215 745
 216 746
 217 747
 218 748
 219 749
 220 750
 221 751
 222 752
 223 753
 224 754
 225 755
 226 756
 227 757
 228 758
 229 759
 230 760
 231 761
 232 762
 233 763
 234 764
 235 765
 236 766
 237 767
 238 768
 239 769
 240 770
 241 771
 242 772
 243 773
 244 774
 245 775
 246 776
 247 777
 248 778
 249 779
 250 780
 251 781
 252 782
 253 783
 254 784
 255 785
 256 786
 257 787
 258 788
 259 789
 260 790
 261 791
 262 792
 263 793
 264 794
 265 795
 266 796
 267 797
 268 798
 269 799
 270 800
 271 801
 272 802
 273 803
 274 804
 275 805
 276 806
 277 807
 278 808
 279 809
 280 810
 281 811
 282 812
 283 813
 284 814
 285 815
 286 816
 287 817
 288 818
 289 819
 290 820
 291 821
 292 822
 293 823
 294 824
 295 825
 296 826
 297 827
 298 828
 299 829
 300 830
 301 831
 302 832
 303 833
 304 834
 305 835
 306 836
 307 837
 308 838
 309 839
 310 840
 311 841
 312 842
 313 843
 314 844
 315 845
 316 846
 317 847
 318 848
 319 849
 320 850
 321 851
 322 852
 323 853
 324 854
 325 855
 326 856
 327 857
 328 858
 329 859
 330 860
 331 861
 332 862
 333 863
 334 864
 335 865
 336 866
 337 867
 338 868
 339 869
 340 870
 341 871
 342 872
 343 873
 344 874
 345 875
 346 876
 347 877
 348 878
 349 879
 350 880
 351 881
 352 882
 353 883
 354 884
 355 885
 356 886
 357 887
 358 888
 359 889
 360 890
 361 891
 362 892
 363 893
 364 894
 365 895
 366 896
 367 897
 368 898
 369 899
 370 900
 371 901
 372 902
 373 903
 374 904
 375 905
 376 906
 377 907
 378 908
 379 909
 380 910
 381 911
 382 912
 383 913
 384 914
 385 915
 386 916
 387 917
 388 918
 389 919
 390 920
 391 921
 392 922
 393 923
 394 924
 395 925
 396 926
 397 927
 398 928
 399 929
 400 930
 401 931
 402 932
 403 933
 404 934
 405 935
 406 936
 407 937
 408 938
 409 939
 410 940
 411 941
 412 942
 413 943
 414 944
 415 945
 416 946
 417 947
 418 948
 419 949
 420 950
 421 951
 422 952
 423 953
 424 954
 425 955
 426 956
 427 957
 428 958
 429 959
 430 960
 431 961
 432 962
 433 963
 434 964
 435 965
 436 966
 437 967
 438 968
 439 969
 440 970
 441 971
 442 972
 443 973
 444 974
 445 975
 446 976
 447 977
 448 978
 449 979
 450 980
 451 981
 452 982
 453 983
 454 984
 455 985
 456 986
 457 987
 458 988
 459 989
 460 990
 461 991
 462 992
 463 993
 464 994
 465 995
 466 996
 467 997
 468 998
 469 999
 470 1000

120 650
 121 651
 122 652
 123 653
 124 654
 125 655
 126 656
 127 657
 128 658
 129 659
 130 660
 131 661
 132 662
 133 663
 134 664
 135 665
 136 666
 137 667
 138 668
 139 669
 140 670
 141 671
 142 672
 143 673
 144 674
 145 675
 146 676
 147 677
 148 678
 149 679
 150 680
 151 681
 152 682
 153 683
 154 684
 155 685
 156 686
 157 687
 158 688
 159 689
 160 690
 161 691
 162 692
 163 693
 164 694
 165 695
 166 696
 167 697
 168 698
 169 699
 170 700
 171 701
 172 702
 173 703
 174 704
 175 705
 176 706
 177 707
 178 708
 179 709
 180 710
 181 711
 182 712
 183 713
 184 714
 185 715
 186 716
 187 717
 188 718
 189 719
 190 720
 191 721
 192 722
 193 723
 194 724
 195 725
 196 726
 197 727
 198 728
 199 729
 200 730
 201 731
 202 732
 203 733
 204 734
 205 735
 206 736
 207 737
 208 738
 209 739
 210 740
 211 741
 212 742
 213 743
 214 744
 215 745
 216 746

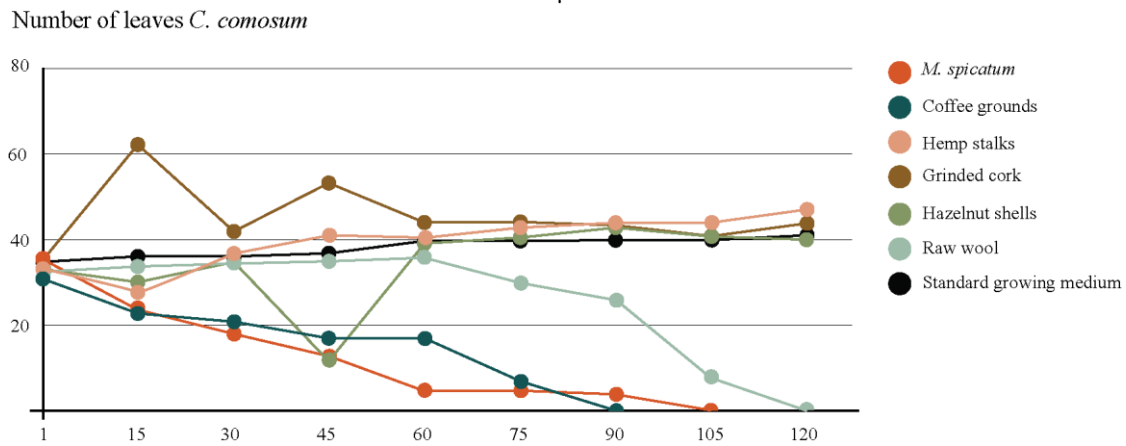
Chlorophyll content of *S. wallisii* ($\mu\text{mol m}^{-2}$)



555
556

557
1 558
2 559

Figure 4. Chlorophyll content trends in *M. spicata* with the seven growing media. The x axis represents the days and the eight measurement days are reported. The y axis reports the chlorophyll content registered ranging from 0 to 1250 $\mu\text{mol m}^{-2}$.



560
18 561

4.4 Plants growth in response to different growing media

The two-way ANOVA analysis reported the consistency of the effect of the seven different growing media on the TLA and number of leaves for all the three plant species. The variance between the seven treatments is significant for both parameters within the three plant species, the growing media and between these two factors ($\alpha < 0,5$). Below results on plants growth are presented considering only the MLGI. It is meant as a consistent value of the plant biomass growth since it combines TLA, number of leaves and their modification in time.

569

Table 5 presents the MLGI for each growing media and each plant species. All the plants set in *M. spicata*-based growing media died before the end of the experiment period so they have null MLGI. The same result was obtained for the *C. comosum* with coffee ground-based and raw sheep wool-based growing media, and for the *S. wallisii* with raw sheep wool-based growing media (null MLGI).

573

C. comosum showed negative MLGI with hemp stalks-based growing medium (-2,68), presenting a decrease in plant biomass. However, it had higher MLGI than standard growing medium (0,49) with grinded cork-based (7,51) and hazelnut shells-based (1,00) growing media. Particularly, *C. comosum* with grinded cork-based had the highest MLGI, more than seven times the standard growing medium one.

578

S. wallisii presented a negative MLGI only with coffee ground-based growing medium (-3,87). MLGI of *S. wallisii* with grinded cork-based (4,93), hazelnut shells-based (3,10) and hemp stalks-based (11,00) growing media were higher than the standard growing medium one (2,44). In particular, hemp stalks-based growing media showed an extremely high MLGI, almost five times the standard growing medium.

583

M. spicata presented positive MLGI for almost all the alternative growing media, with just *M. spicata*-based growing medium with null MLGI and raw sheep wool with negative MLGI (-3,37). Thus, almost all the alternative growing media support an increase in plant biomass for *M. Spicata*. However, although the MLGI with coffee grounds-based (0,06), hemp stalks-based (1,03) and grinded cork-based (1,92) growing media were positive, they are lower than the standard growing medium one (3,52). Only the MLGI with hazelnut shell-based growing media (4,58) was higher than the standard growing medium one.

591

58
59
60
61
62
63
64
65

592
 1 593
 2 594
 3 595

Table 5. The table shows the TLA_i , TLA_f (cm^2), nF_i , nF_f and the MLGI (cm^2) values of the seven growing media for *C. comosum*, *S. wallisii* and *M. spicata*. MLGI values higher than the reference value of the standard growing medium are highlighted in yellow.

	<i>C. comosum</i>				
	TLA_i (cm^2)	TLA_f (cm^2)	nF_i	nF_f	MLGI
<i>M. spicatum</i>	1716,42	0,00	34	0	-
Coffee grounds	1367,17	0,00	31	0	-
Hemp stalks	1450,03	1939,40	33	47	-2,68
Grinded cork	1400,99	2143,49	34	44	7,51
Hazelnut shells	1497,28	1801,33	34	40	1,00
Raw wool	1415,98	0,00	33	0	-
Standard growing medium	1557,24	1844,33	35	41	0,49
	<i>S. wallisii</i>				
	TLA_i (cm^2)	TLA_f (cm^2)	nF_i	nF_f	MLGI
<i>M. spicatum</i>	590,00	0,00	24	0	-
Coffee grounds	1480,00	201,95	26	11	-3,87
Hemp stalks	800,00	2746,64	24	18	11,00
Grinded cork	510,00	536,01	21	16	4,93
Hazelnut shells	450,00	187,72	22	6	3,10
Raw wool	600,00	0,00	29	0	-
Standard growing medium	560,00	330,48	23	11	2,44
	<i>M. spicata</i>				
	TLA_i (cm^2)	TLA_f (cm^2)	nF_i	nF_f	MLGI
<i>M. spicatum</i>	1530,00	0,00	247	0	-
Coffee grounds	1310,00	332,19	301	76	0,06
Hemp stalks	1690,00	2003,59	263	270	1,03
Grinded cork	1590,00	3480,18	224	388	1,92
Hazelnut shells	1200,00	5270,83	210	512	4,58
Raw wool	1090,00	229,10	186	92	-3,37
Standard growing medium	1160,00	3102,40	205	338	3,52

596
 597

598 5. Discussion

1 599 The following sections present the results obtained from the physical and chemical characterisation of
 2 600 the growing media (5.1) and their performance according to the selected criteria for VGSs growing
 3 601 media sustainability and support in plant development (5.2).
 4 602

603 5.1 Optimising growing media physical and chemical characteristics

604 Based on the growing media physical and chemical characterization, adding 50% bio-resources to the
 605 standard growing medium maintains a consistent pH level suitable for floriculture. TP met acceptable
 606 values for all alternative growing media, except coffee grounds-based and *M. spicatum*-based, which
 607 barely reached the 50%. While hazelnut shells showed a similar value to standard growing medium, the
 608 WHC of the other alternative growing media is exceptionally high, potentially causing plant death
 609 despite managed watering based on humidity levels. Notably, lignin-based growing media showed the
 610 lowest EC. All alternatives growing media, except hazelnut shells and cork-based ones, had EC values
 611 exceeding 1100 $\mu\text{S}/\text{cm}$, an acceptable result for floriculture according to Dewir et al. (2005). Results
 612 obtained from the characterisation are promising considering the experimental phase of these alternative
 613 growing media.
 614

615 5.2 Comparative analysis between alternative growing media and the standard growing 616 medium

617 The following sections discuss the results obtained by each alternative growing media with *C. comosum*,
 618 *S. wallisii* and *M. spicata* and compare them with standard growing medium. The results have been
 619 proposed in a multi-criteria matrix in order to highlight strength and weakness of each growing media
 620 with *C. comosum*, *S. wallisii* and *M. spicata*. Table 3 shows MLGI and chlorophyll content as indicators
 621 of plants growth and health, while water demand, density and volume stability referred to growing
 622 media technical performances. The former two criteria describe the efficiency of alternative growing
 623 media for herbaceous and ornamental plants, while the other three criteria are useful to assess the
 624 sustainability of the growing media. As shown in Table 6, the multi-criteria matrix obtained is a project-
 625 oriented tool since it allows easy comparisons between growing media and plant species, highlighting
 626 results that exceed the standard growing medium values. (Alexander and Bragg, 2014). Below the
 627 performances of each growing medium for each plant species are discussed.
 628

629 **Table 6.** Multi-criteria matrix showing results of each growing medium for *C. comosum*, *S. wallisii*
 630 and *M. spicata*. Higher values than standard growing medium are highlighted in green.
 631

	<i>C. comosum</i>				
	MLGI (cm^2)	Chlorophyll c. ($\mu\text{mol m}^{-2}$)	Water demand (ml)	Dry bulk density (g cm^{-3})	Volume stability (%)
<i>M. spicatum</i>	-	113,1	1800	0,25	50%
Coffee grounds	-	142,6	1800	0,42	70%
Hemp stalks	-2,68	397,4	3000	0,29	85%
Grinded cork	7,51	372,9	2400	0,3	90%
Hazelnut shells	1,00	426,6	3600	0,48	85%

Raw wool	-	278,2	1500	0,04	40%
Standard growing medium	0,49	411	3300	0,52	70%
	<i>S. wallisii</i>				
	MLGI (cm ²)	Chlorophyll c. (µmol m ⁻²)	Water demand (ml)	Dry bulk density (g cm ⁻³)	Volume stability (%)
<i>M. spicatum</i>	-	399,5	1800	0,25	50%
Coffee grounds	-3,87	449,3	1800	0,42	70%
Hemp stalks	11,00	1139,1	3000	0,29	85%
Grinded cork	4,93	1297,2	2400	0,3	90%
Hazelnut shells	3,10	507	3600	0,48	85%
Raw wool	-	351,8	1500	0,04	40%
Standard growing medium	2,44	847,4	3300	0,52	70%
	<i>M. spicata</i>				
	MLGI (cm ²)	Chlorophyll c. (µmol m ⁻²)	Water demand (ml)	Dry bulk density (g cm ⁻³)	Volume stability (%)
<i>M. spicata</i>	-	429,2	2000	0,25	40%
Coffee grounds	0,06	641,3	1500	0,42	70%
Hemp stalks	1,03	840,1	3500	0,29	75%
Grinded cork	1,92	858,7	3000	0,3	90%
Hazelnut shells	4,58	830,9	3500	0,48	80%
Raw wool	-3,37	722,8	2000	0,04	30%
Standard growing medium	3,52	891,7	3500	0,52	70%

5.2.1 *M. Spicatum*-based growing medium

This growing medium showed an exceptionally low water demand, a phenomenon explicable by the concurrently high measured WHC. However, this characteristic likely led to root rot in all three plant species. Additionally, the combination of the high WHC and the lightweight and inconsistent nature of the crushed *M. spicatum* may be responsible for the poor volume stability of this growing medium. Since it showed lower volume stability than standard growing medium, using the *M. spicatum*-based growing medium would require more frequent replacement of material compared to standard growing

641 medium. Therefore, this feature negatively impacts the practical application of these organic waste
1 642 material for VGS, as it would result in a very close consumption of the bio-resource, making its
2 643 utilization a controversial decision (Six et al., 2016). However, the already mentioned exceptional
3 644 lightweight nature of the *M-spicatum*-based growing medium it's worth to consider the possibility of
4 645 blending it with another material whose characteristics could balance the high WHC of the *M. spicatum*-
5 646 based growing medium. According to these results, it is recommended to use a proportionally lower
6 647 quantity of dried *M-spicatum*.
7
8
9 648

10 649 **5.2.2 Coffee grounds-based growing medium**

11 650 As observed in the case of the *M. spicatum*-based growing medium, the low water demand of the coffee
12 651 grounds-based growing medium is due to its high WHC, likely contributing to root rot in most plant
13 652 samples, regardless of the plant species. These findings align with those of Hardgrove & Livesley
14 653 (2016), who noted an increased WHC when coffee grounds were directly added to the soil. Additionally,
15 654 Chrysargyris et al. (2021) highlighted that the addition of coffee grounds reduced the air-filled porosity
16 655 in peat-based growing media, necessitating more moderate and frequent watering to avoid inadequate
17 656 water distribution during irrigation. Although in the conducted study this criticality was addressed
18 657 through an irrigation system guided by recorded humidity levels, the exceedingly high WHC
19 658 nonetheless made its management challenging. Therefore, it seems that the coffee grounds-based
20 659 growing medium may not be a viable alternative to standard growing medium. However, the good
21 660 performance in terms of volume stability suggests the possibility of blending it with other growing
22 661 media to balance the water retention of the coffee grounds. In light of these results, it is recommended
23 662 to use a proportionally lower quantity of coffee grounds.
24
25
26
27
28 663

29 664 **5.2.3 Hemp stalks-based growing medium**

30 665 Physical characteristics of this alternative growing medium showed better results for most criteria than
31 666 standard growing media. Anyway, hemp stalks-based growing medium showed species-specific results.
32 667 *C. comosum* showed not promising results concerning plant growth performances. This specific result
33 668 may suggest an insufficient supply of nutrients offered by this growing medium for the plant species
34 669 tested. As discussed by Aurdal et al. (2022), wood fibre-based growing media offer physical stability
35 670 but they require additional nutrients. This aspect could negatively affect the growth of *M. spicata*.
36 671 Nevertheless, particularly good outcomes obtained in the plant growth of *S. wallisii* suggest the
37 672 suitability of the hemp stalks-based growing medium for this specific plant species, showing the highest
38 673 results of the MLGI of all samples tested. This result is in line with the low nutrient demand of *S.*
39 674 *wallisii* as highlighted by many studies (Dewir et al., 2005; Mak & Yeh, 2001). Finally, hemp stalks-
40 675 based growing medium is a promising alternative to standard growing medium for *S. wallisii*
41 676 considering the values obtained for all the five criteria of the multi-criteria matrix.
42
43
44
45
46 677
47
48 678

49 679 **5.2.4 Grinded cork-based growing medium**

50 680 It showed good results regarding growing medium physical characteristics and plant biomass growth,
51 681 specifically for *C. comosum* and *S. wallisii*. In particular, *S. wallisii* showed the highest chlorophyll
52 682 content among all the alternative growing media and this result suggests the suitability of lignin-rich
53 683 materials as growing media amendments for this specific plant species (Graceson et al., 2014). Also
54 684 the high MLGI values for *C. comosum* and *S. wallisii* suggested that the good performance related to
55 685 plant growth can be due to the high porosity of the cork structure (Bozzolo & Evans, 2013), ensuring
56 686 air provision to the rooting system(Liang et al., 1996).
57
58
59 687
60
61
62
63
64
65

688 5.2.5 Hazelnut shells-based growing medium

1 689 It had a better effect than standard growing medium on leaves growth in all the three tested plant species,
2 690 though good results for plant growth and health were noticeable only in *C. comosum*. In agreement with
3 691 results obtained by Ekbic et al. (2022), nutrients offered by hazelnut shells are particularly effective at
4 692 chlorophyll production in *C. comosum*. Moreover, the lignin content of this alternative growing medium
5 693 assures a good volume stability, thus a good air provision to the rooting system (Gruda, 2019). This is
6 694 a crucial factor in *C. comosum* growth and health (Rameshkumar, 2018). The matrix shows that hazelnut
7 695 shells-based growing medium required higher watering than standard growing medium showing good
8 696 water drainage. This characteristic also justifies the high performances in *S. wallisii* growth
9 697 (Mashinchian et al., 2017). Nevertheless, considering the water demand shown by *M. spicata* - tested
10 698 in outdoor environment - hazelnut shells-based growing medium required the same water supply than
11 699 standard growing medium suggesting similar water retention .
12

16 701 5.2.6 Raw sheep wool-based growing medium

17 702 The performance of this alternative growing medium showed similar trends to those observed with *M.*
18 703 *spicatum*-based growing medium. Data presented in Table 3 indicate that this growing medium is not
19 704 conducive to supporting plant growth. The low water demand implies a high WHC of raw sheep wool-
20 705 based growing medium, potentially leading to root rot in all samples across the three plant species,
21 706 particularly in *C. comosum* and *S. wallisii* samples. Furthermore, the extremely low volume stability of
22 707 this growing medium fails to ensure a consistent structure for rooting systems. The raw sheep wool-
23 708 based growing medium gradually disintegrates into its two components after irrigation, causing a
24 709 separation between the standard growing medium and the raw sheep wool. Therefore, modifications in
25 710 the method of growing media preparation and mixing are imperative to thoroughly assess the potential
26 711 of raw sheep wool as a component for alternative growing media. Since Gabrys and Fryczkowska
27 712 (2022) did not specify the nature of the standard growing medium in their experiment, it could be
28 713 inferred that their positive results were contingent upon either the proportion of standard growing
29 714 medium and raw sheep wool used in their studies or the distinct performance of dust wool owing to its
30 715 unique physical characteristics. Nevertheless, the high lightness of raw sheep wool and its WHC hold
31 716 promise for vertical greening applications, suggesting the potential for mixing it with other materials to
32 717 balance detrimental water retention and stabilize the volume structure. According to the obtained
33 718 results, as for *M.spicatum* and coffee grounds, it is recommended to use a proportionally lower quantity
34 719 of raw sheep wool to undertake further experiments.
35

41 720 42 721 6. Conclusions

43 722 The study reveals promising results for hazelnut shells-based and cork-based growing media with *C.*
44 723 *comosum* and *S. wallisii*, as well as hemp stalks-based growing medium with *S. wallisii*, outperforming
45 724 the standard potting soil. These findings position them as potentially sustainable alternatives for VGSs.
46 725 The positive outcomes support the use of lignin-rich materials as amendments for the tested plant
47 726 species, offering crucial insights for exploring similar bio-resources in diverse geographical contexts.
48 727 Notably, grinded hemp stalks emerge as a particularly promising bio-resource, requiring no pre-
49 728 treatment before integration with standard growing media, making it readily applicable for local-scale
50 729 production of sustainable growing mediums. However, all alternative growing media exhibit superior
51 730 volume stability, lightweight and low water consumption compared to the standard growing medium,
52 731 making them intriguing options for creating VGSs with lowered environmental impact.

53 732 The presented multi-criteria matrix serves as a foundational description of alternative growing media,
54 733 urging further enrichment with additional properties and preliminary steps for comprehensive
55 734 evaluation and validation. The matrix is aligned with sustainable design thinking and circular
56
57
58
59
60
61
62
63
64
65

735 bioeconomy principles. It aims to guide decision-making in the VGS design process and can be adapted
1 736 for various geographical contexts through collaboration between academia and practitioners.
2 737 For what concern the limits of the study, further exploration, suggesting varied material mix
3 738 percentages, are recommended. In particular, chemical and biological tests are deemed necessary for a
4 739 comprehensive characterization of these alternative growing media. Moreover, future studies should
5 740 focus on evaluating nutritional values and other chemical properties to identify key nutrients for plant
6 741 growth and facilitate appropriate fertigation strategies.
7 742

10 743 The study underscores the potential for creating a novel supply chain based on circular bioeconomy
11 744 principles, particularly in the Mediterranean region and other areas abundant in the bio-resources tested.
12 745 It emphasizes the need to prioritize growing media to enhance the sustainability of VGSs and nature-
13 746 based solutions at large, positioning them as increasingly prevalent systems.
14 747 The proposed methodology, integrating sustainable design thinking, circular bioeconomy principles and
15 748 laboratory experimentation, is advocated as a tool to identify sustainable alternatives to standard
16 749 growing media. Regional or national implementation of this strategy requires collaborative efforts
17 750 involving local companies, research centres, universities, architects, and landscape designers to
18 751 establish a sustainable production system for VGSs growing media based on localized bio-resource
19 752 valorisation. At the end, the study suggests conducting an environmental life cycle assessment for each
20 753 growing medium to deepen understanding and guide strategies for further enhancing the sustainability
21 754 of VGS design.
22 755
23 756

28 757 References

- 29 758
30 759 1. Alexander, P. D., & Bragg, N. C. (2014). Defining sustainable growing media for sustainable
31 760 UK horticulture. In *Acta Horticulturae* (Vol. 1034).
32 761 <https://doi.org/10.17660/actahortic.2014.1034.26>
33 762
- 34 763 2. Aluigi, D., Viganò, E. (2016). La canapa come opportunità di sviluppo per le imprese agricole.
35 764 *Agriregionieuropa*. [https://agrireregionieuropa.univpm.it/it/content/article/31/45/la-canapa-](https://agrireregionieuropa.univpm.it/it/content/article/31/45/la-canapa-come-opportunita-di-sviluppo-le-imprese-agricole)
36 765 [come-opportunita-di-sviluppo-le-imprese-agricole](https://agrireregionieuropa.univpm.it/it/content/article/31/45/la-canapa-come-opportunita-di-sviluppo-le-imprese-agricole)
37 766
- 38 767 3. Arpa Piemonte (2016). Al via la rimozione del Myriophyllum, specie invasiva del Po a Torino.
39 768 <https://www.arpa.piemonte.it/news/-1>
40 769
- 41 770 4. Aurdal, S. M., Woznicki, T. L., Haraldsen, T. K., Kusnierek, K., Sønsteby, A., & Remberg, S.
42 771 F. (2022). Wood Fiber-Based Growing Media for Strawberry Cultivation: Effects of
43 772 Incorporation of Peat and Compost. *Horticulturae*, 9(1), 36.
44 773 <https://doi.org/10.3390/horticulturae9010036>
45 774
- 46 775 5. Barrett, G. E., Alexander, P. D., Robinson, J. S., & Bragg, N. C. (2016). Achieving
47 776 environmentally sustainable growing media for soilless plant cultivation systems – A review.
48 777 *Scientia Horticulturae*, 212, 220–234. <https://doi.org/10.1016/j.scienta.2016.09.030>
49 778
- 50 779 6. Battistoni, C., Dominici, L., Barbero, S., Comino, E. (2020) Systemic Design Methodology
51 780 applied to hazelnut processing. *International Journal of Design Sciences and Technology*,
52 781 24(1).
53 782
- 54 783 7. Bomfim, A. S. C. de, de Oliveira, D. M., Walling, E., Babin, A., Hersant, G., Vaneeckhaute,
55 784 C., Dumont, M.-J., & Rodrigue, D. (2022). Spent Coffee Grounds Characterization and Reuse
56 785 in Composting and Soil Amendment. *Waste*, 1(1), 2–20. <https://doi.org/10.3390/waste1010002>
57 786
58 787
59 788
60 789
61 790
62 791
63 792
64 793
65 794

- 780
1 781
2 782
3
4 783
5 784
6 785
7
8 786
9 787
10 788
11
12 789
13 790
14 791
15 792
16 793
17
18 793
19 794
20 795
21
22 796
23 797
24 798
25 799
26
27 800
28 801
29 802
30
31 803
32 804
33 805
34 806
35
36 806
37 807
38 808
39
40 809
41 810
42 811
43 812
44
45 813
46 814
47 815
48 816
49
50
51 817
52 818
53 819
54 820
55
56 821
57 822
58 823
59
60
61
62
63
64
65
8. Bozzolo, A., & Evans, M. R. (2013). Efficacy of cork granulates as a top coat substrate component for seed germination as compared to vermiculite. *HortTechnology*, 23(1), 114–118. <https://doi.org/10.21273/horttech.23.1.114>
 9. Bragança, I., Lemos, P. C., Barros, P., Delerue-Matos, C. & Domingues, V. F. (2018). Phytotoxicity of pyrethroid pesticides and its metabolite towards *Cucumis sativus*. *Science of The Total Environment*, 619-620, 685-691. <https://doi.org/10.1016/j.scitotenv.2017.11.164>
 10. Brandão, A. S., Gonçalves, A., & Santos, J. M. R. C. A. (2021). Circular bioeconomy strategies: From scientific research to commercially viable products. *Journal of Cleaner Production*, 295. <https://doi.org/10.1016/j.jclepro.2021.126407>
 11. Brown, L. A., Williams, O., & Dash, J. (2022). Calibration and characterisation of four chlorophyll meters and transmittance spectroscopy for non-destructive estimation of forest leaf chlorophyll concentration. *Agricultural and Forest Meteorology*, 323. <https://doi.org/10.1016/j.agrformet.2022.109059>
 12. Cavallaro, F. (2015). A Takagi-Sugeno fuzzy inference system for developing a sustainability index of biomass. *Sustainability (Switzerland)*, 7(9), 12359–12371. <https://doi.org/10.3390/su70912359>
 13. Cavalcante, A. R., de Lima, W. B., Chaves, L. H. G., Fernandes, J. D., de Souza, F. G., Silva, S. A. (2020). Mineral Fertilization with Macronutrients in Castor Bean, Lineage UFRB 222. *Revista Brasileira de Engenharia Agrícola e Ambiental*, 24(2), 106–114. <https://doi.org/10.1590/1807-1929/agriambi.v24n2p106-114>
 14. Castro Garibay, S. L., Aldrete, A., Upton, J. L., Chaparro, V. M. o. (2019). Caracterización física y química de sustratos con base en corteza y aserrín de pino. *Madera y bosques*, 25(2), <https://doi.org/10.21829/myb/2019.2521520>
 15. Chàfer, M., Cabeza, L. F., Pisello, A. L., Tan, C. L., & Wong, N. H. (2021a). Trends and gaps in global research of greenery systems through a bibliometric analysis. *Sustainable Cities and Society*, 65. <https://doi.org/10.1016/j.scs.2020.102608>
 16. Chàfer, M., Pérez, G., Coma, J., & Cabeza, L. F. (2021b). A comparative life cycle assessment between green walls and green facades in the Mediterranean continental climate. *Energy and Buildings*, 249, 111236. <https://doi.org/10.1016/J.ENBUILD.2021.111236>
 17. Charles, J., Sancey, B., Morin-Crini, N., Badot, P.-M., Degiorgi, F., Trunfio, G., & Crini, G. (2011). Evaluation of the phytotoxicity of polycontaminated industrial effluents using the lettuce plant (*Lactuca sativa*) as a bioindicator. *Ecotoxicology and Environmental Safety*, 74(7), 2057–2064. <https://doi.org/10.1016/j.ecoenv.2011.07.025>
 18. Chrysargyris, A., Antoniou, O., Xylia, P., Petropoulos, S., & Tzortzakis, N. (2021). The use of spent coffee grounds in growing media for the production of Brassica seedlings in nurseries. *Environmental Science and Pollution Research*, 28(19), 24279–24290. <https://doi.org/10.1007/s11356-020-07944-9>
 19. Chung, W. K., Lin, M., Chau, C. K., Masullo, M., Pascale, A., Leung, T. M., & Xu, M. (2022). On the study of the psychological effects of blocked views on dwellers in high dense urban environments. *Landscape and Urban Planning*, 221. <https://doi.org/10.1016/j.landurbplan.2022.104379>
 20. Clarke, R. C. (2010). Traditional Fiber Hemp (*Cannabis*) Production, Processing, Yarn Making, and Weaving Strategies—Functional Constraints and Regional Responses. Part 1. *Journal of Natural Fibers*, 7(2). <https://doi.org/10.1080/15440478.2010.482324>

- 824
1 825
2 826
3
4 827
5 828
6 829
7
8 830
9 831
10 832
11
12 833
13 834
14 835
15 836
16
17 837
18 838
19 839
20
21 840
22 841
23 842
24
25 843
26 844
27
28
29 845
30 846
31 847
32 848
33
34
35 849
36 850
37 851
38
39 852
40 853
41 854
42
43 855
44 856
45 857
46 858
47
48
49 859
50 860
51 861
52
53 862
54 863
55 864
56
57 865
58 866
59 867
60
61
62
63
64
65
21. Contreras, G. S., Lezcano, R. A. G. & Fernández, E. J. L. (2022). Analysis and Typology of the Most Commonly Used Thermal Insulation Materials in the Construction Industry. *Contemporary Engineering Sciences*, 15(1), 63 – 73. <https://doi.org/10.12988/ces.2022.91951>
 22. Cortês, A., Almeida, J., Santos, M. I., Tadeu, A., de Brito, J., & Silva, C. M. (2021). Environmental performance of a cork-based modular living wall from a life-cycle perspective. *Building and Environment*, 191. <https://doi.org/10.1016/j.buildenv.2021.107614>
 23. Cortês, A., Tadeu, A., Santos, M. I., de Brito, J., & Almeida, J. (2021). Innovative module of expanded cork agglomerate for green vertical systems. *Building and Environment*, 188. <https://doi.org/10.1016/j.buildenv.2020.107461>
 24. Dannehl, D., Suhl, J., Ulrichs, C., & Schmidt, U. (2015). Evaluation of substitutes for rock wool as growing substrate for hydroponic tomato production. *Journal of Applied Botany and Food Quality*, 88, 68–77. <https://doi.org/10.5073/JABFQ.2015.088.010>
 25. Dede, O. H., & Ozdemir, S. (2018). Development of nutrient-rich growing media with hazelnut husk and municipal sewage sludge. *Environmental Technology (United Kingdom)*, 39(17), 2223–2230. <https://doi.org/10.1080/09593330.2017.1352038>
 26. Dede, O., Pekarchuk, O., Özer, H., Dede, O.H., Alternative Growing Media Components For Green Wall Designs in Terms of Lightweight. 2nd International Congress on Engineering and Architecture, Marmaris, Turkey (2019), 373-383.
 27. De Lucia, M., Treves, A., & Comino, E. (2021). Rice husk and thermal comfort: Design and evaluation of indoor modular green walls. *Developments in the Built Environment*, 6, 100043. <https://doi.org/10.1016/J.DIBE.2021.100043>
 28. Dewir, Y. H., Chakrabarty, D., Ali, M. B., Hahn, E. J., & Paek, K. Y. (2005). Effects of hydroponic solution EC, substrates, PPF and nutrient scheduling on growth and photosynthetic competence during acclimatization of micropropagated *Spathiphyllum* plantlets. *Plant Growth Regulation*, 46(3), 241–251. <https://doi.org/10.1007/s10725-005-0161-1>
 29. Dobrescu, A., Scorza, L.C.T., Tsiftaris, S.A. & McCormick, A. J. (2017). A “Do-It-Yourself” phenotyping system: measuring growth and morphology throughout the diel cycle in rosette shaped plants. *Plant Methods*, 13, 95. <https://doi.org/10.1186/s13007-017-0247-6>
 30. Dominici, L., Fleck, R., Gill, R. L., Pettit, T. J., Irga, P. J., Comino, E., & Torpy, F. R. (2021). Analysis of lighting conditions of indoor living walls: Effects on CO₂ removal. *Journal of Building Engineering*, 44. <https://doi.org/10.1016/j.jobe.2021.102961>
 31. Donner, M., Erraach, Y., López-i-Gelats, F., Manuel-i-Martin, J., Yatribi, T., Radić, I., & El Hadad-Gauthier, F. (2022). Circular bioeconomy for olive oil waste and by-product valorisation: Actors’ strategies and conditions in the Mediterranean area. *Journal of Environmental Management*, 321, 115836. <https://doi.org/10.1016/J.JENVMAN.2022.115836>
 32. Dorais, M., Brégard, A., Ménard, C., Dansereau, B., Zyromski, N., & Pepin, S. (2020). Indoor living green walls of aromatic plants lit with LEDs. In *Acta Horticulturae* (Vol. 1287). <https://doi.org/10.17660/ActaHortic.2020.1287.16>
 33. Dorst, H., van der Jagt, A., Raven, R., & Runhaar, H. (2019). Urban greening through nature-based solutions – Key characteristics of an emerging concept. *Sustainable Cities and Society*, 49. <https://doi.org/10.1016/j.scs.2019.101620>
 34. Douglas, A. N. J., Morgan, A. L., Rogers, E. I. E., Irga, P. J., & Torpy, F. R. (2021). Evaluating and comparing the green wall retrofit suitability across major Australian cities. *Journal of Environmental Management*, 298. <https://doi.org/10.1016/j.jenvman.2021.113417>

- 868
1 869
2 870
3 871
4
5 872
6 873
7 874
8 875
9
10 876
11 877
12 878
13
14
15 879
16 880
17
18 881
19 882
20 883
21 884
22
23 885
24 886
25 887
26
27 888
28 889
29 890
30
31 891
32 892
33 893
34 894
35 894
36
37 895
38 896
39 897
40 898
41
42 899
43 900
44 901
45
46 902
47 903
48 904
49 904
50
51 905
52 906
53 907
54
55 908
56 909
57 910
58
59
60
61
62
63
64
65
35. Ekbic, H. B., Yaman, E., Özenç, D. B., & Ekbic, E. (2022). Effects of hazelnut husk compost and tea residue compost on quality and performance of 5 BB American grapevine rootstock sampling. *Acta Scientiarum Polonorum, Hortorum Cultus*, 21(5), 15–23. <https://doi.org/10.24326/asphc.2022.5.2>
36. Escobar-Avello, D., Ferrer, V., Bravo-Arrepol, G., Reyes-Contreras, P., Elissetche, J. P., Santos, J., Fuentealba, C., et al. (2023). Pretreated Eucalyptus globulus and Pinus radiata Barks: Potential Substrates to Improve Seed Germination for a Sustainable Horticulture. *Forests*, 14(5), 991. <http://dx.doi.org/10.3390/f14050991>
37. European Parliament and Council. (2014). Regulation (EU) No 1143/2014 of the European Parliament and of the Council of 22 October 2014 on the prevention and management of the introduction and spread of invasive alien species. <https://eur-lex.europa.eu/eli/reg/2014/1143/oj>
38. Furbank, R. T. & Tester, M. (2011). Phenomics - technologies to relieve the phenotyping bottleneck. *Trends in Plant Science*, 16, 635-644. <https://doi.org/10.1016/j.tplants.2011.09.00>
39. Gabryś, T., & Fryczkowska, B. (2022). Using Sheep’s Wool as an Additive to the Growing Medium and its Impact on Plant Development on the Example of *Chlorophytum comosum*. *Journal of Ecological Engineering*, 23(6), 205–212. <https://doi.org/10.12911/22998993/148220>
40. Goel, M., Jha, B., & Khan, S. (2022). Living walls enhancing the urban realm: a review. *Environmental Science and Pollution Research*, 29(26), 38715–38734. <https://doi.org/10.1007/s11356-022-19501-7>
41. Gordobil, O., Olaizola, P., Banales, J. M., & Labidi, J. (2020). Lignins from Agroindustrial by-Products as Natural Ingredients for Cosmetics: Chemical Structure and In Vitro Sunscreen and Cytotoxic Activities. *Molecules*, 25(5), 1131. <https://doi.org/10.3390/molecules25051131>
42. Gottardini, E., Cristofori, A., Cristofolini, F., Nali, C., Pellegrini, E., Bussotti, F., & Ferretti, M. (2014). Chlorophyll-related indicators are linked to visible ozone symptoms: Evidence from a field study on native *Viburnum lantana* L. plants in northern Italy. *Ecological Indicators*, 39, 65–74. <https://doi.org/10.1016/j.ecolind.2013.11.021>
43. Govindasamy, P., Mahawer, S. K., Mowrer, J., Bagavathiannan, M., Prasad, M., Ramakrishnan, S., Halli, H. M., Kumar, S. & Chandra, A. (2023). Comparison of Low-Cost Methods for Soil Water Holding Capacity. *Communications in Soil Science and Plant Analysis*, 54:2, 287-296, DOI: 10.1080/00103624.2022.2112216
44. Graceson, A., Hare, M., Hall, N., Monaghan, J. (2014). Use of inorganic substrates and composted green waste in growing media for green roofs. *Biosystems Engineering*, 124, 1-7. <https://doi.org/10.1016/j.biosystemseng.2014.05.007>
45. Gruda, N. S. (2019). Increasing sustainability of growing media constituents and stand-alone substrates in soilless culture systems. *Agronomy*, 9(6). <https://doi.org/10.3390/agronomy9060298>
46. Gruppo di Lavoro Specie Esotiche della Regione Piemonte (2017). *Myriophyllum aquaticum* (Vell.) Verdc. https://www.regione.piemonte.it/web/sites/default/files/media/documenti/2018-12/sch_riconosc_Myriophyllum_aquat.pdf
47. Gubb, C., Blanusa, T., Griffiths, A., Pfrang, C. (2018). Can houseplants improve indoor air quality by removing CO2 and increasing relative humidity? *Air Quality, Atmosphere & Health*, 11, 1191–1201. <https://doi.org/10.1007/s11869-018-0618-9>

- 911 48. Guevara, M. D. F., de Mello, A. G., Corrêa, E. K., Guedes, H. A. S., Corrêa, L. B., Torres
1 912 Nazari, M. (2018). Fitotoxicidade em águas residuárias domésticas utilizando sementes como
2 913 bioindicadores. *Revista DAE*, 67, 216. <https://doi.org/10.4322/dae.2019.014>
3
- 4 914 49. Gunawardena, K., & Steemers, K. (2019). Living walls in indoor environments. *Building and*
5 915 *Environment*, 148, 478–487. <https://doi.org/10.1016/j.buildenv.2018.11.014>
6
- 7 916 50. Gunawardena, K., & Steemers, K. (2020). Urban living walls: reporting on maintenance
8 917 challenges from a review of European installations. *Architectural Science Review*, 63(6), 526–
9 918 535. <https://doi.org/10.1080/00038628.2020.1738209>
10
- 11 919 51. Hang, N. P. T. (2022). Policy Implications for the Green Bank Development in the Context of
12 920 Global Climate Change. *Emerging Science Journal*, 6(4). [https://doi.org/10.28991/ESJ-2022-](https://doi.org/10.28991/ESJ-2022-06-04-011)
13 921 [06-04-011](https://doi.org/10.28991/ESJ-2022-06-04-011)
14
- 15 922 52. Hardgrove, S. J., & Livesley, S. J. (2016). Applying spent coffee grounds directly to urban
16 923 agriculture soils greatly reduces plant growth. *Urban Forestry and Urban Greening*, 18, 1–8.
17 924 <https://doi.org/10.1016/j.ufug.2016.02.015>
18 925
- 19 925 53. Havis JR, Hamilton WW. 1976. Physical properties of container media. J Arboriculture.
20 926 2(7):139–140. <https://doi.org/10.48044/jauf.1976.033>
21 927
- 22 927 54. Hilty, J., Muller, B., Pantin, F., & Leuzinger, S. (2021). Plant growth: the What, the How, and
23 928 the Why. *New Phytologist*, 232(1), 25–41. <https://doi.org/10.1111/nph.17610>
24 929
- 25 929 55. Ikoyi, I., Fowler, A., Storey, S., Doyle, E., & Schmalenberger, A. (2020). Sulfate fertilization
26 930 supports growth of ryegrass in soil columns but changes microbial community structures and
27 931 reduces abundances of nematodes and arbuscular mycorrhiza. *Science of The Total*
28 932 *Environment*, 704, 135315. <https://doi.org/10.1016/J.SCITOTENV.2019.135315>
29 933
- 30 933 56. ISTAT. (2023a). Coltivazioni : Coltivazioni industriali.
31 934 <http://dati.istat.it/Index.aspx?QueryId=33707>
32 935
- 33 935 57. ISTAT. (2023b). Coltivazioni : Coltivazioni legnose fruttifere.
34 936 <http://dati.istat.it/Index.aspx?QueryId=33705>
35 937
- 36 937 58. ISTAT. (2023c). Crops : Grapes, wine, olives, oil.
37 938 <http://dati.istat.it/Index.aspx?QueryId=33706&lang=en>
38 939
- 39 939 59. IUCN (2020). IUCN Global Standard for Nature-based Solutions : a user-friendly framework
40 940 for the verification, design and scaling up of NbS : first edition.
41 941 <https://doi.org/10.2305/IUCN.CH.2020.08.en>
42 942
- 43 942 60. Jackson, B. E., Wright, R. D. (2009). Pine Tree Substrate: An Alternative and Renewable
44 943 Substrate for Horticultural Crop Production. *Acta Horticulturae*, 819, 265–272.
45 944 <https://doi.org/10.17660/ActaHortic.2009.819.30>
46 945
- 47 945 61. Kakouei, F., Salehi, H., (2013). Effects of Different Pot Mixtures on spathiphyllum
48 946 (*Spathiphyllum wallisii* Regel) Growth and Development. *Journal of Central European*
49 947 *Agriculture*, 14(2). <https://doi.org/10.5513/JCEA01/14.2.1242>
50 948
- 51 948 62. Koviessen, S., O'Sullivan, A., Gholami, M., Vining, M., de Vries, T. (2023). Physical and
52 949 chemical parameters of various waste materials for living roof systems: A critical review.
53 950 *Ecological Engineering*, 194, 107013. <https://doi.org/10.1016/j.ecoleng.2023.107013>
54 951
- 55 951 63. Koyama, K., & Smith, D. D. (2022). Scaling the leaf length-times-width equation to predict
56 952 total leaf area of shoots. *Annals of Botany*, 130(2), 215–230.
57 953 <https://doi.org/10.1093/aob/mcac043>
58 954
59 955
60 956
61 957
62 958
63 959
64 960
65 961

- 954
1 955
2 956
3
4 957
5 958
6 959
7
8 960
9 961
10 962
11
12 963
13 964
14 965
15 966
16
17 966
18 967
19 968
20
21 969
22 970
23 971
24
25 972
26 973
27
28 974
29 975
30 976
31
32
33 977
34 978
35 979
36
37 980
38 981
39 982
40
41 983
42 984
43 985
44
45 986
46 987
47 988
48 989
49
50
51 990
52 991
53 992
54 993
55
56 994
57 995
58 996
59 997
60
61
62
63
64
65
64. Koley, S. (2021). Future perspectives and mitigation strategies towards groundwater arsenic contamination in West Bengal, India. *Environmental Quality Management*, 31(4), 75-97. <https://doi.org/10.1002/tqem.21784>
65. Kwon, K.-J., Kwon, H.-J., Oh, Y.-A., Kim, S.-Y., & Park, B.-J. (2021). Particulate matter removal of three woody plant species, *ardisia crenata*, *ardisia japonica*, and *maesa japonica*. *Sustainability (Switzerland)*, 13(19). <https://doi.org/10.3390/su131911017>
66. Landis, T. D. (1990). Containers and Growing Media. En T. D. Landis, R. W. Tinus, S. E. McDonald & J. P. Barnett (Eds.). *The Container Tree Nursery Manual*. 2. Agric. Handbook. Washington, DC: USDA, Forest Service. – Chapter 2. Growing media
67. Leiber-Sauheitl, K., Bohne, H., & Böttcher, J. (2021). First steps toward a test procedure to identify peat substitutes for growing media by means of chemical, physical and biological material characteristics. *Horticulturae*, 7(7). <https://doi.org/10.3390/horticulturae7070164>
68. Liang, J., Zhang, J., & Wong, M. H. (1996). Effects of air-filled soil porosity and aeration on the initiation and growth of secondary roots of maize (*Zea mays*). *Plant and Soil*, 186(2), 245–254. <https://doi.org/10.1007/BF02415520>
69. Madre, F., Clergeau, P., Machon, N., & Vergnes, A. (2015). Building biodiversity: Vegetated façades as habitats for spider and beetle assemblages. *Global Ecology and Conservation*, 3, 222–233. <https://doi.org/10.1016/j.gecco.2014.11.016>
70. Maher, M., Prasad, M., & Raviv, M. (2008). Organic soilless media components. In *Soilless Culture: Theory and Practice*. <https://doi.org/10.1016/B978-044452975-6.50013-7>
71. Mak, A. T. Y., & Yeh, D. M. (2001). Nitrogen nutrition of *Spathiphyllum* “Sensation” grown in sphagnum peat- and coir-based media with two irrigation methods. *HortScience*, 36(4), 645–649. <https://doi.org/10.21273/hortsci.36.4.645>
72. Mannan, M., & Al-Ghamdi, S. G. (2022). Investigating environmental life cycle impacts of active living wall for improved indoor air quality. *Building and Environment*, 208, 108595. <https://doi.org/10.1016/J.BUILDENV.2021.108595>
73. Manso, M., & Castro-Gomes, J. (2015). Green wall systems: A review of their characteristics. *Renewable and Sustainable Energy Reviews*, 41, 863–871. <https://doi.org/10.1016/j.rser.2014.07.203>
74. Manso, M., Castro-Gomes, J., Paulo, B., Bentes, I., & Teixeira, C. A. (2018). Life cycle analysis of a new modular greening system. *Science of the Total Environment*, 627, 1146–1153. <https://doi.org/10.1016/j.scitotenv.2018.01.198>
75. Manríquez-Altamirano, A., Sierra-Pérez, J., Muñoz, P., Gabarrell, X. (2021). Identifying potential applications for residual biomass from urban agriculture through eco-ideation: Tomato stems from rooftop greenhouses. *Journal of Cleaner Production*, 295, 126360. <https://doi.org/10.1016/j.jclepro.2021.126360>
76. Manríquez-Altamirano, A., Sierra-Pérez, J., Muñoz, P., Gabarrell, X. (2020). Analysis of urban agriculture solid waste in the frame of circular economy: Case study of tomato crop in integrated rooftop greenhouse. *Science of The Total Environment*, 734, 139375. <https://doi.org/10.1016/j.scitotenv.2020.139375>
77. Margenat, A., Matamoros, V., Díez, S., Cañameras, N., Comas, J., & Bayona, J. M. (2017). Occurrence of chemical contaminants in peri-urban agricultural irrigation waters and assessment of their phytotoxicity and crop productivity. *Science of The Total Environment*, 599–600, 1140–1148. <https://doi.org/10.1016/J.SCITOTENV.2017.05.025>

- 998
1 999
21000
3
41001
51002
6
71003
81004
91005
10
111006
121007
131008
141009
151009
16
171010
181011
191012
201013
21
221014
231015
241016
25
261017
271018
281019
291019
30
311020
321021
331022
341023
35
361024
371025
381026
39
401027
411028
421029
43
441030
451031
461032
471032
481033
491034
50
511035
521036
53
541037
551038
561039
57
58
59
60
61
62
63
64
65
78. Marino, S., Ahmad, U., Ferreira, M. I., & Alvino, A. (2019). Evaluation of the effect of irrigation on biometric growth, physiological response, and essential oil of *Mentha spicata* (L.). *Water (Switzerland)*, *11*(11). <https://doi.org/10.3390/w11112264>
79. Martignon, G. (2009). Linee guida per la misura della tossicità dei suoli. Test di fitotossicità per il suolo. CESI RICERCA -ASV Ambiente e Sviluppo Sostenibile.
80. Martínez, F., Castillo, S., Borrero, C., Pérez, S., Palencia, P., Avilés, M. (2013). Effect of different soilless growing systems on the biological properties of growth media in strawberry. *Scientia Horticulturae*, *150*, 59-64. <https://doi.org/10.1016/j.scienta.2012.10.016>
81. Mashinchian, M., Kafi, M., Kalatehjari, S., (2017). Effects of expanded clay (Leca) and Styrofoam as inorganic growing media substances on growth and development of *Spathiphyllum wallisii*. *Iranian Journal of Horticultural Science*, 27-33. [10.22059/ijhs.2017.63644](https://doi.org/10.22059/ijhs.2017.63644)
82. Musa, H. H., Hussein, A. M., Hanoon, A. N., Hason, M. M., Abdulhameed, A. A. (2022). Phases of Urban Development Impact on the Assessment of Thermal Comfort: A Comparative Environmental Study. *Civil Engineering Journal*, *8*(5). <https://doi.org/10.28991/CEJ-2022-08-05-08>
83. Nugroho, A. M. (2020). The Impact of Living Wall on Building Passive Cooling: A Systematic Review and Initial Test. *IOP Conference Series: Earth and Environmental Science*, Indonesia, *448*, 012120. <https://doi.org/10.1088/1755-1315/448/1/012120>
84. Oquendo-Di Cosola, V., Olivieri, F., Ruiz-García, L., & Bacenetti, J. (2020). An environmental Life Cycle Assessment of Living Wall Systems. *Journal of Environmental Management*, *254*. <https://doi.org/10.1016/j.jenvman.2019.109743>
85. Ottelé, M., Perini, K., & Haas, E. M. (2013). Life cycle assessment (LCA) of green façades and living wall systems. In *Eco-Efficient Construction and Building Materials: Life Cycle Assessment (LCA), Eco-Labeling and Case Studies*. <https://doi.org/10.1533/9780857097729.3.457>
86. Padilla-Rivera, A., Russo-Garrido, S., & Merveille, N. (2020). Addressing the social aspects of a circular economy: A systematic literature review. *Sustainability (Switzerland)*, *12*(19). <https://doi.org/10.3390/SU12197912>
87. Pan, L., & Chu, L. M. (2016). Energy saving potential and life cycle environmental impacts of a vertical greenery system in Hong Kong: A case study. *Building and Environment*, *96*, 293–300. <https://doi.org/10.1016/j.buildenv.2015.06.033>
88. Parada, F., Ercilla-Montserrat, M., Arcas-Pilz, V., Lopez-Capel, E., Carazo, N., Montero, J. I., Gabarrell, X., Villalba, G., Rieradevall, J., & Muñoz, P. (2021). Comparison of organic substrates in urban rooftop agriculture, towards improving crop production resilience to temporary drought in Mediterranean cities. *Journal of the science of food and agriculture*, *101*(14), 5888–5897. <https://doi.org/10.1002/jsfa.11241>
89. Paturkar, A., Sen Gupta, G. & Bailey, D. (2022). Plant trait measurement in 3D for growth monitoring. *Plant Methods*, *18*, 59. <https://doi.org/10.1186/s13007-022-00889-9>
90. Pavlović, D., Nikolić, B., Đurović, S., Waisi, H., Anđelković, A., Marisavljević, D., (2014). Chlorophyll as a measure of plant health: Agroecological aspects, *Pestic. Phytomed.* (Belgrade), *29*(1), 21–34. <https://doi.org/10.2298/PIF1401021P>

- 1040
11041
21042
3
41043
51044
61045
7
81046
91047
101048
11
121049
131050
141051
151051
16
171052
181053
191054
20
211055
221056
231057
24
251058
261059
27
281060
291061
301062
311063
321063
33
341064
351065
361066
37
381067
391068
401069
41
421070
431071
44
451072
461073
471074
48
491075
501076
511077
521077
531078
54
551079
561080
571081
58
59
60
61
62
63
64
65
91. Perini, K., Ottelé, M., Haas, E. M., & Raiteri, R. (2013). Vertical greening systems, a process tree for green façades and living walls. *Urban Ecosystems*, 16(2), 265–277. <https://doi.org/10.1007/s11252-012-0262-3>
 92. Pettit, T., Irga, P. J., Surawski, N. C., & Torpy, F. R. (2019). An assessment of the suitability of active green walls for NO₂ reduction in green buildings using a closed-loop flow reactor. *Atmosphere*, 10(12). <https://doi.org/10.3390/ATMOS10120801>
 93. Puliga, F., Leonardi, P., Minutella, F., Zambonelli, A., & Francioso, O. (2022). Valorization of Hazelnut Shells as Growing Substrate for Edible and Medicinal Mushrooms. *Horticulturae*, 8(3). <https://doi.org/10.3390/horticulturae8030214>
 94. Quaglia, A. (2023). Pura Lana Piemontese, progetto promosso da Regione con Arap. Regione Piemonte. <https://www.regione.piemonte.it/web/pinforma/notizie/pura-lana-piemontese-progetto-promosso-regione-arap>
 95. Rajabinejad, H., Bucuşcanu, I.-I., & Maier, S. S. (2019). Current approaches for raw wool waste management and unconventional valorization: A review. *Environmental Engineering and Management Journal*, 18(7), 1439–1456. <https://doi.org/10.30638/eemj.2019.136>
 96. Rameshkumar, S. (2018). Studies on vertical garden system: A new landscape concept for urban living space, *Journal of Floriculture and Landscaping*, 4: 01-04. <https://doi.org/10.25081/jfcls.2018.v4.3768>
 97. Raviv, M. (2013). Composts in growing media: What's new and what's next? In *Acta Horticulturae* (Vol. 982). <https://doi.org/10.17660/ActaHortic.2013.982.3>
 98. Reyhani, M., Santolini, E., Torreggiani, D., & Tassinari, P. (2022). Assessing the environmental performance of plastic-based and felt-based green wall systems in a life-cycle perspective. *Science of the Total Environment*, 822. <https://doi.org/10.1016/j.scitotenv.2022.153648>
 99. Regione Piemonte. (n.d.). Ecomuseo della cultura e della lavorazione della canapa a Carmagnola, Regione Piemonte. <https://www.parcopopiemontese.it/pun-dettaglio.php?id=1007>
 100. Regione Piemonte. (2021). Le enoteche regionali e le strade del vino. <https://www.regione.piemonte.it/web/temi/agricoltura/promozione-qualita-educazione-alimentare/enoteche-regionali-strade-vino>
 101. Regione Piemonte. (2023). Il settore agricolo e rurale piemontese. <https://www.regione.piemonte.it/web/temi/agricoltura/settore-agricolo-rurale-piemontese>
 102. Regulation (EU) No 1143/2014 of the European Parliament and of the Council of 22 October 2014 on the prevention and management of the introduction and spread of invasive alien species. OJ L 317, 4.11.2014, 35–55. <http://data.europa.eu/eli/reg/2014/1143/oj>
 103. Retkute, R., Smith-Unna, S. E., Smith, R. W., Burgess, A. J., Jensen, O. E., Johnson, G. N., Preston, S. P., Murchie, E. H. (2015). Exploiting heterogeneous environments: does photosynthetic acclimation optimize carbon gain in fluctuating light? *Journal of Experimental Botany*, 66 (9) 2437–2447. <https://doi.org/10.1093/jxb/erv055>
 104. Andrey Rivas-Sánchez, Y., Fátima Moreno-Pérez, M., Roldán Cañas, J. (2017). Use of the rice husk as an alternative substrate for growing media on green walls drip irrigation. 19th EGU General Assembly, EGU2017, Austria., 4604

- 1082
11083
21084
3
41085
51086
61087
7
81088
91089
101090
111091
121091
131092
141092
151093
161094
17
181095
191096
201097
211098
22
231099
241100
251101
26
271102
28
291103
301104
311105
32
331106
341107
351108
36
371109
381110
391111
401112
41
421113
431114
441115
451115
461116
47
481117
491118
501119
511120
52
531121
541122
551123
561124
57
581125
591126
60
61
62
63
64
65
105. Sabatino, L. (2020). Increasing sustainability of growing media constituents and stand-alone substrates in soilless culture systems. Agronomy, 10(9). <https://doi.org/10.3390/agronomy10091384>
 106. Salah, G. M. J. A., & Romanova, A. (2021). Life cycle assessment of felt system living green wall: Cradle to grave case study. Environmental Challenges, 3, 100046. <https://doi.org/10.1016/J.ENVC.2021.100046>
 107. Scarpellini, S. (2022). Social impacts of a circular business model: An approach from a sustainability accounting and reporting perspective. Corporate Social Responsibility and Environmental Management, 29(3), 646–656. <https://doi.org/10.1002/csr.2226>
 108. Serra, V., Bianco, L., Candelari, E., Giordano, R., Montacchini, E., Tedesco, S., Larcher, F., & Schiavi, A. (2017). A novel vertical greenery module system for building envelopes: The results and outcomes of a multidisciplinary research project. Energy and Buildings, 146, 333–352. <https://doi.org/10.1016/J.ENBUILD.2017.04.046>
 109. Six, L., Velghe, F., Verstichel, S., De Meester, S. (2016). Sustainability Considerations on the Valorization of Organic Waste, in: P. Poltronieri, O. D’Urso (Eds.), Biotransformation Agric. Waste By-Products Food, Feed, Fibre, Fuel Econ., Belgium, Elsevier Inc., 2. <https://doi.org/10.1016/j.jece.2020.104425>
 110. Srbínovska, M., Andova, V., Mateska, A. K., & Krstevska, M. C. (2021). The effect of small green walls on reduction of particulate matter concentration in open areas. Journal of Cleaner Production, 279. <https://doi.org/10.1016/j.jclepro.2020.123306>
 111. Susca, T., Zanghirella, F., Colasuonno, L., & Del Fatto, V. (2022). Effect of green wall installation on urban heat island and building energy use: A climate-informed systematic literature review. Renewable and Sustainable Energy Reviews, 159. <https://doi.org/10.1016/j.rser.2022.112100>
 112. Taupedi, S. B., Ultra Jr., V. U., (2022). Morupule fly ash as amendments in agricultural soil in Central Botswana. Environmental Technology & Innovation, 28, 102695. <https://doi.org/10.1016/j.eti.2022.102695>
 113. Tjosvold, S. A. (2019). Soil Mixes Part 3: How much air and water? NURSERY AND FLOWER GROWER. <https://ucanr.edu/blogs/blogcore/postdetail.cfm?postnum=29450#:~:text=In%20general%2C%20container%20soils%20with,irrigation%20can%20be%20less%20frequent>
 114. Toboso-Chavero, S., Madrid-López, C., Villalba, G., Gabarrell Durany, X., Hückstädt, A. B., Finkbeiner, M., & Lehmann, A. (2021). Environmental and social life cycle assessment of growing media for urban rooftop farming. International Journal of Life Cycle Assessment, 26(10), 2085–2102. <https://doi.org/10.1007/s11367-021-01971-5>
 115. Tombarkiewicz, B., Antonkiewicz, J., Lis, M. W., Pawlak, K., Trela, M., Witkowiec, R., & Gorczyca, O. (2022). Chemical properties of the coffee grounds and poultry eggshells mixture in terms of soil improver. Scientific Reports, 12(1). <https://doi.org/10.1038/s41598-022-06569-x>
 116. Vandecasteele, B., Hofkens, M., De Zaeytijd, J., Visser, R., Melis, P. (2023). Towards environmentally sustainable growing media for strawberry cultivation: Effect of biochar and fertigation on circular use of nutrients. Agricultural Water Management, 284, 108361. <https://doi.org/10.1016/j.agwat.2023.108361>
 117. Vigevani, I., Corsini, D., Mori, J., Pasquinelli, A., Gibin, M., Comin, S., Szwafko, P., Cagnolati, E., Ferrini, F., & Fini, A. (2022). Particulate Pollution Capture by Seventeen Woody

1127
11128
2
31129
41130
51131
6
71132
81133
91134
10
111135
121136
131137
14
15
161138
171139
181140
19
201141
211142
221143
23
241144
251145
26
27
28
29
30
31
32
33
34
35
36
37
38
39
40
41
42
43
44
45
46
47
48
49
50
51
52
53
54
55
56
57
58
59
60
61
62
63
64
65

Species Growing in Parks or along Roads in Two European Cities. Sustainability (Switzerland), 14(3). <https://doi.org/10.3390/su14031113>

118. Vinci, G. and Rapa, M. (2019). Hydroponic cultivation: life cycle assessment of substrate choice. *British Food Journal*, 121(8), 1801-1812. <https://doi.org/10.1108/BFJ-02-2019-0112>

119. Vox, G., Blanco, I., & Schettini, E. (2018). Green façades to control wall surface temperature in buildings. *Building and Environment*, 129, 154–166. <https://doi.org/10.1016/j.buildenv.2017.12.002>

120. Williams, K., Balamuralikrishnan, R., Adams, J., Shalin, P. (2022). A Study on the Mechanical Properties of Green Concrete. *Civil Engineering Journal*, 8(5). <https://doi.org/10.28991/CEJ-2022-08-05-012>

121. Woznicki, T., Kusnierek, K., Sønsteby, A. (2021). Performance of wood fibre as a substrate in hydroponic strawberry production under different fertigation strategies. *Acta Horticulturae*, <https://doi.org/10.17660/ActaHortic.2021.1309.42>

122. Zhang Yu, Teng P, Aono M, Shimizu Y, Hosai F, Omasa K. 3D monitoring for plant growth parameters in field with a sing, *Journal of Agricultural Meteorology*, (2018), 74(4) , 129-139. <https://doi.org/10.2480/agrmet.D-18-00013>

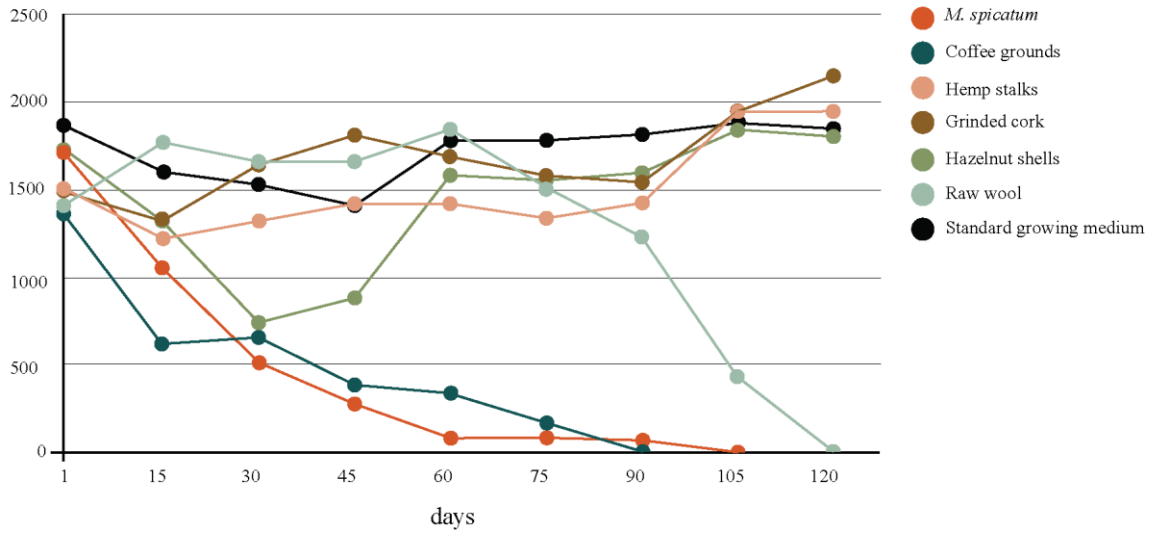
1146 **Supplementary materials**

1147
 21148
 31149

Supplementary Figure 1. TLA trends in *C. comosum* with the seven growing media.

The x axis represents the days and the eight measurement days are reported.

TLA of *C. comosum* (cm²)

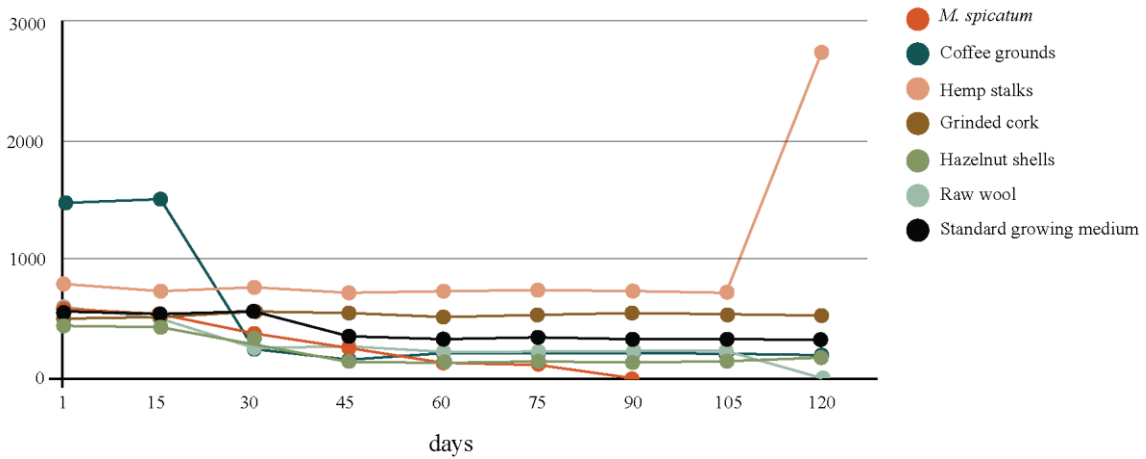


1150
 1151
 1152
 1153
 1154

Supplementary Figure 2. TLA trends in *S. wallisii* with the seven growing media.

The x axis represents the days and the eight measurement days are reported.

TLA of *S. wallisii* (cm²)



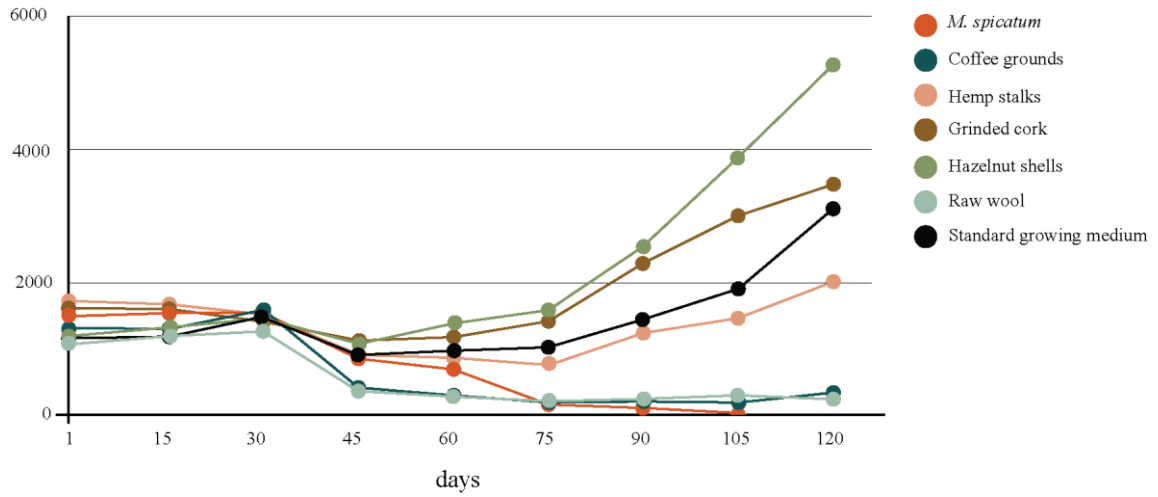
1155
 1156
 1157

1158
1159

Supplementary Figure 3. TLA trends in *M. spicata* with the seven growing media.

The x axis represents the days and the eight measurement days are reported.

TLA of *M. spicata* (cm²)

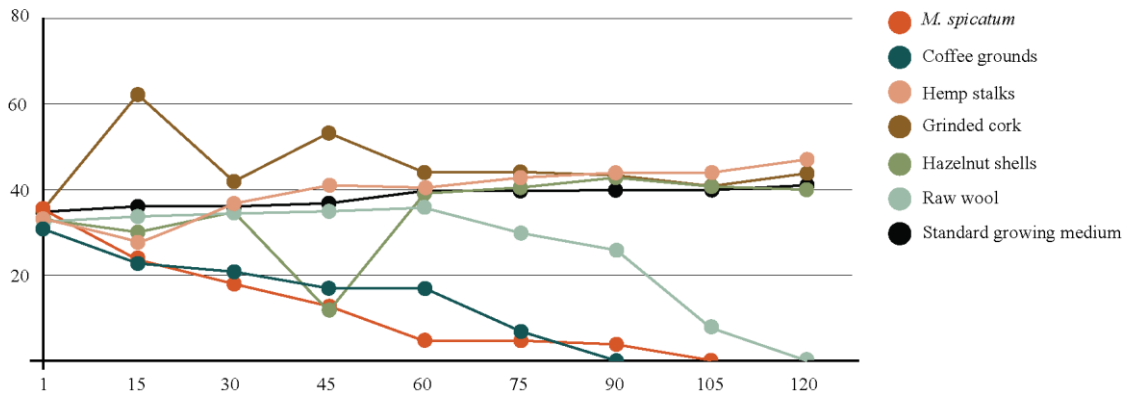


191160
201161
211162
221163
231164
241165

Supplementary Figure 4. Number of leaves trends in *C. comosum* with the seven growing media.

The x axis represents the days and the eight measurement days are reported.

Number of leaves *C. comosum*



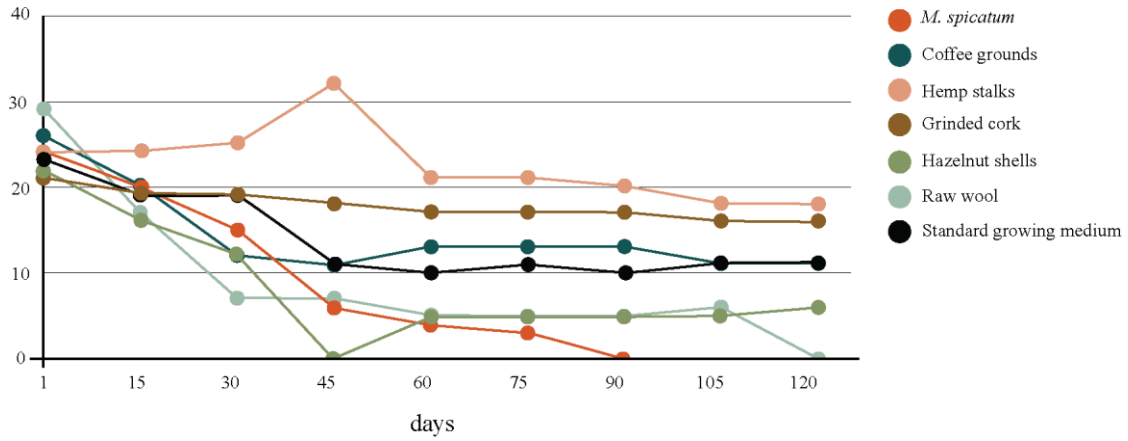
401166
411167
42
43
44
45
46
47
48
49
50
51
52
53
54
55
56
57
58
59
60
61
62
63
64
65

1168
1169

Supplementary Figure 5. Number of leaves trends in *S. wallisii* with the seven growing media.

The x axis represents the days and the eight measurement days are reported.

Number of leaves *S. wallisii*

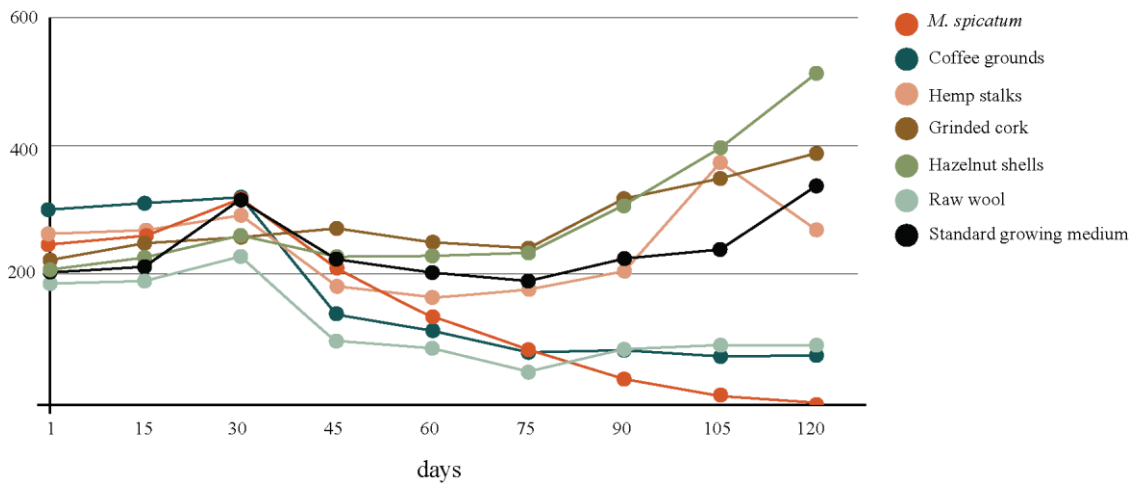


17
18
19
20
21

Supplementary Figure 6. Number of leaves trends in *M. spicata* with the seven growing media.

The x axis represents the days and the eight measurement days are reported.

Number of leaves *M. spicata*



38
39
40
41