

FE Model Updating of Cable-Stayed Bridges Based on the Experimental Estimate of Cable Forces and Modal Parameters

Original

FE Model Updating of Cable-Stayed Bridges Based on the Experimental Estimate of Cable Forces and Modal Parameters / Rosso, M.M., Aloisio, A., Pasca, D.P., Marano, G.C., Briseghella, B.. - 433:(2023), pp. 71-80. (International Conference on Experimental Vibration Analysis for Civil Engineering Structures Milan (Ita) 30 August - 1 September 2023) [10.1007/978-3-031-39117-0_8].

Availability:

This version is available at: 11583/2984693 since: 2023-12-22T21:53:24Z

Publisher:

Springer

Published

DOI:10.1007/978-3-031-39117-0_8

Terms of use:

This article is made available under terms and conditions as specified in the corresponding bibliographic description in the repository

Publisher copyright

Springer postprint/Author's Accepted Manuscript

This version of the article has been accepted for publication, after peer review (when applicable) and is subject to Springer Nature's AM terms of use, but is not the Version of Record and does not reflect post-acceptance improvements, or any corrections. The Version of Record is available online at: http://dx.doi.org/10.1007/978-3-031-39117-0_8

(Article begins on next page)

FE model updating of cable-stayed bridges based on the experimental estimate of cable forces and modal parameters

Marco M. Rosso^{1,*}[0000-0002-9098-4132], Angelo Aloisio²[0000-0002-6190-0139], Dag Pasquale Pasca³[0000-0002-3830-2835], Giuseppe C. Marano¹[0000-0001-8472-2956], and Bruno Briseghella⁴[0000-0002-8002-2298]

- ¹ DISEG, Department of Structural, Geotechnical and Building Engineering, Politecnico di Torino, Corso Duca Degli Abruzzi, 24, Turin 10128, Italy
- ² Civil Environmental and Architectural Engineering Department, Università degli Studi dell'Aquila, via Giovanni Gronchi n.18, L'Aquila, 67100, Italy
- ³ Norsk Treteknisk Institutt, Børrestuveien 3, 0373, Oslo, Norway
- ⁴ College of Civil Engineering, Fuzhou University, Fuzhou, Fujian 350108, China
- * Corresponding Author: marco.rosso@polito.it

Abstract. The paper presents an example of model updating of both the mass and stiffness parameters of a curved cable-stayed bridge in Venice (Italy). Conventional optimization problems of mass and stiffness using ambient vibration data are prone to ill-posedness and ill-conditioning, and generally, the scholar must assume one of the two to achieve a reliable estimate. However, it is possible to assess the mass and stiffness from ambient vibration tests in cable-stayed bridges following a two-step procedure. In the first step, the scholar can assess the mass matrix from the cable forces estimated from the natural frequencies of the cables. Then, the unscaled mode shapes and natural frequencies are used to tune the stiffness matrix in a second step. The authors proved this updating approach with two variance-based sensitivity analyses. The former is the sensitivity of the cable forces to the specific mass and bearing deformability. The latter is the sensitivity of the natural frequencies to Young's moduli. Two global optimization algorithms for mutual validation, differential evolution (DE) and particle swarm optimization (PSO), are then implemented for the model calibration.

Keywords: Cable-stayed Bridge · Operational Modal Analysis · Finite Element Modelling · Sensitivity-based Model Updating · Structural Health Monitoring.

1 Introduction

Since operational modal analysis (OMA) provides mass-unscaled mode shapes, the optimization of stiffness and mass matrix simultaneously consequently turns into an ill-posed

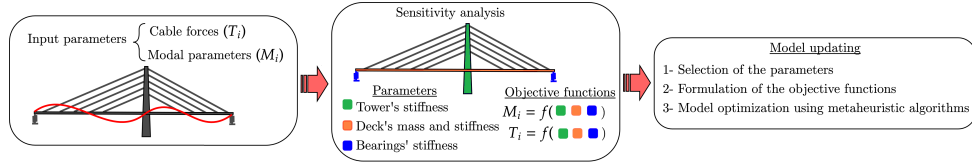


Fig. 1. Illustration of the followed procedure.

problem [17,15,19]. Thus, current traditional vibration-based finite element (FE) model updating (MU) procedures fail on large-scale structures [7,23]. Nevertheless, in cable-stayed bridges it is possible to experimentally determine both deck's modal parameters and cables' natural frequencies [28], which may also provide an indirect estimate of cable forces [12,29]. In this bridge typology, a well-posed FE-MU may be obtained by estimating both mass mode shape scaling factors and cable forces. Regarding the above-mentioned aspects, in the existing literature on cable-stayed bridges, few efforts have been done hitherto [4,10,6,11]. In the current document, the authors attempted to provide an almost complete FE-MU from ambient vibration of the iconic curved cable-stayed case study bridge located in Venice (Italy) at the Marghera harbor [3,9]. A comprehensive description of the case study may be found in [5,2]. The deck curvature provides functional and aesthetic features, as well as additional complications, e.g. construction issues. Moreover, in order to reduce cable eccentricities, the current bridge presents an inclined tower. These peculiarities affect the experimental OMA, which thus becomes a determinant aspect for assessing the reliability of the structural model. Moreover, each cable-stayed bridge is stand-alone due to specific peculiarities, and it is not simple to generalize a unique FE-MU procedure. However, bridges belonging to the above-mentioned category are commonly characterized by three main parts: the deck, the bearings, and the tower. Therefore, the stiffness of the deck, bearings, and tower, jointly with the deck's mass may influence both cable forces and modal parameters. In the current study, the authors followed a step-wise FE updating procedure, as depicted in Fig.1. In the first step, the mass matrix is determined from the cable forces, in turn, estimated from the natural frequencies of the cables. Then, the unscaled mode shapes and natural frequencies are used to tune the stiffness matrix in a second step. The authors proved the validity of uncoupling the updating procedure by two variance-based sensitivity analyses (SA) [21]. The former is the sensitivity of the cable forces to the specific mass and bearing deformability. The latter is the sensitivity of the natural frequencies to Young's moduli.

2 Finite element model problem statement

A variance-based SA has been implemented to select which parameters affect at the most the two unknowns, i.e. the cable forces and the modal parameters. It is worth mentioning that since these parameters may be different for various cable-stayed bridges, the optimization

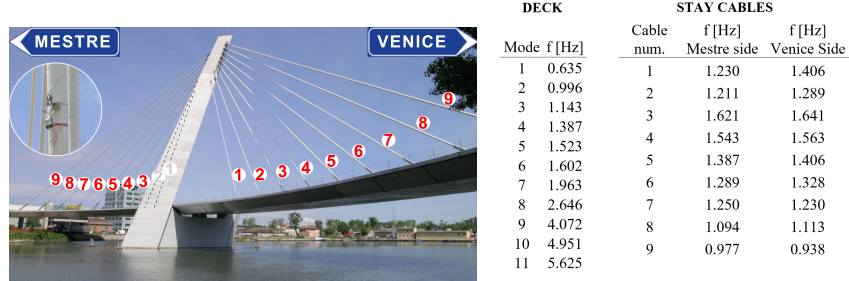


Fig. 2. Marghera bridge overview and dynamic identification results from [26].

formulation cannot be generalized. The optimization problem can be formulated as follows in which the objective function (OF) considers both the outputs of the OMA and the SA [7]:

$$\min_{\mathbf{x} \in \Omega} \{ \mathbf{g}(\mathbf{x}) \}$$

$$\mathbf{g}(\mathbf{x}) = \begin{cases} \sum_{i=1}^{n_c} \left(\frac{T_i^m - T_i^c}{T_i^m} \right)^2, & \text{Cable forces} \\ \sum_{i=2}^{n_m} \left(\frac{\omega_i^m - \omega_i^c}{\omega_i^m} \right)^2 + \sum_{i=2}^{n_m} (1 - \text{diag}(\text{MAC}(\Phi_i^m, \Phi_i^c))), & \text{Modal parameters} \end{cases} \quad (1)$$

in which \mathbf{x} refers to all the involved bridge parameters defined in an input space Ω . The superscript m is referred to measured parameters, whereas c to the calculated ones. T are the cables forces, ω the angular frequencies, Φ denote the mode shapes, and γ are weighting factors.

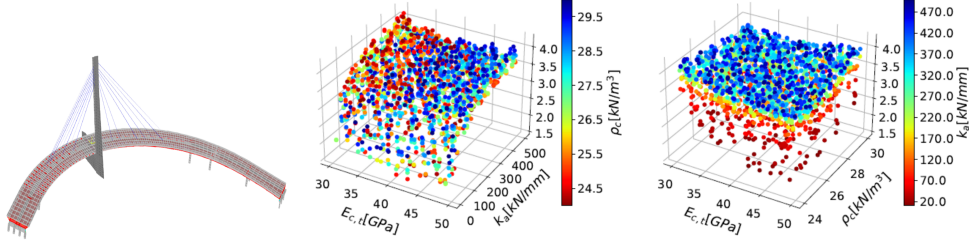
3 Deck and cables dynamic identification

In [26,27,3], the dynamic characterization of the Marghera bridge was conducted finding out about 11 modes in the 0-6Hz frequency band and evidencing both bridge and cable stays modal parameters, as shown in Figure 2. The authors selected the 11 experimental modes detected in 2011 [26] for the SA and the subsequent optimization. On the other hand, the 18 cable stays' frequencies were determined from measurements collected by sensors placed on every single cable at about 9 m away from the road surface [3]. The cables are progressively numbered from 1 to 9 starting from the tower symmetrically both toward the two opposite directions, i.e. Mestre and Venice, as depicted in Figure 2. The authors analyzed the interpolating line between the mode order n each natural frequency f_n , concluding that the simplified mechanical model of a fixed-fixed vibrating string can be used to derive the cable forces, which states:

$$f_n = \frac{1}{2L} \left(\frac{T}{\rho} \right)^{0.5} \implies T = \rho \left[2L \left(\frac{\partial f_n}{\partial n} \right) \right]^2 \quad (2)$$

Table 1. Cable forces identified from vibration data in the tests of 2011 [26].

	Mestre side									Venice side								
Cable	1	2	3	4	5	6	7	8	9	1	2	3	4	5	6	7	8	9
T [kN]	458	757	2359	3715	3842	4199	4828	5289	4771	614	860	2381	3704	3961	4352	4698	5310	4655

**Fig. 3.** Marghera bridge SAP2000 FE model and SA results graphs by Eq.(2).

Each cable force T is related to the n -th natural frequency f_n of the cable, its length L , and its density ρ . Therefore, the cable force may be obtained by the derivative of the interpolating law n - f_n [12]. The cables force estimates retrieved from [26] with the simplified approach are reported in Table 1. It is worth noting that factors like sag extensibility, cable bending stiffness, and intermediate springs do not play a significant role in affecting the cable forces [16,8,3]. However, remarkable discrepancy of the cable forces between the two tower sides have been evidenced.

4 Sensitivity analysis

A linear FE model shown in Figure 3 was developed in SAP2000 without considering any geometrical or mechanical non-linearity [1,24,3]. Initial values have been assumed for concrete Poisson's ratio (0.2) and Young's modulus (25.0 kN/m³), and for the steel's specific weight (78.5 kN/m³) and Young's modulus (205 GPa). Before MU, a consistent gap exists between model simulated dynamic response and experimental modal parameters, preventing any accurate cable forces estimation. A SA was performed in order to catch the relative influences of the modeling parameters affecting the modal properties and the OF (1). An error function g_1 was set as the first part of (1), accounting for the 18 force values discrepancy between the estimated T_i^m and the numerical T_i^c values:

$$g_1 = \sum_{i=1}^{n_c} \left(\frac{T_i^m - T_i^c}{T_i^m} \right)^2 \quad (3)$$

From mechanical considerations, the authors identified that the most reasonable influencing parameters of cable forces and their domain space may be: the stiffness of the tower $E_{c,t} \in$

Table 2. Sensitivity indicators S_1 for the error function Eq.(2) and for the cable forces.

	S_1 on (2) [%]	Mestre Side cables S_1 [%]									Venice side cables S_1 [%]								
		1	2	3	4	5	6	7	8	9	1	2	3	4	5	6	7	8	9
$E_{c,t}$	5.14	87.13	38.14	9.06	1.32	0.01	0.27	0.97	2.10	4.22	82.85	30.49	6.76	1.18	0.12	0.00	0.08	0.21	0.44
ρ_s	0.34	0.08	0.25	0.27	0.23	0.17	0.12	0.07	0.05	0.03	0.18	0.39	0.41	0.36	0.29	0.20	0.12	0.05	0.01
ρ_c	4.13	12.57	61.29	86.05	78.93	55.23	31.74	16.75	9.23	6.82	17.14	68.93	93.46	94.99	78.15	48.68	22.88	8.28	2.06
$E_{c,d}$	1.21	0.51	1.37	1.35	1.12	0.79	0.47	0.24	0.11	0.07	0.22	0.95	1.32	1.44	1.28	0.91	0.48	0.15	0.02
k_a	93.14	0.48	0.69	4.79	19.18	43.59	66.41	80.52	86.86	87.17	0.19	0.83	0.01	3.79	21.13	50.04	75.34	89.66	95.70

Table 3. Sensitivity indicators S_1 for $f(x)$, $f_1(x)$ and $f_2(x)$, and for the frequency of each modes (see Figure 2).

	S_1 on $f(x)$ [%]	S_1 on $f_1(x)$ [%]	S_1 on $f_2(x)$ [%]	S_1 on each frequency mode [%] (see Figure 2)										
				1	2	3	4	5	6	7	8	9	10	11
$E_{c,t}$	0.30	0.60	0.40	3.20	94.40	17.00	3.80	0.10	0.00	0.00	1.40	0.00	1.90	0.00
ρ_s	0.50	0.90	0.70	0.30	0.00	5.30	17.80	0.70	1.20	0.50	3.90	5.30	4.30	2.00
ρ_c	3.70	61.40	1.30	42.20	4.40	75.40	52.90	48.90	65.40	49.30	65.80	60.20	54.80	52.00
$E_{c,d}$	0.00	0.10	0.00	0.10	0.00	0.60	0.70	0.10	0.10	0.10	0.10	0.60	0.00	0.80
k_a	94.60	41.60	97.20	54.60	4.40	23.30	39.20	53.20	33.80	51.00	34.10	52.30	48.30	51.90

[30, 50] GPa, the abutments supports' stiffness $k_a \in [10, 500]$ kN/mm, the steel mass $\rho_s \in [75, 80]$ kN/m³ and concrete mass $\rho_c \in [24, 30]$ kN/m³ of the deck, and its stiffness $E_{c,d} \in [30, 50]$ GPa. The cables' geometry and material properties are accurately known, thus they were excluded from the SA assessment. The SA permitted to decompose of the model output variance into fractions related to each analyzed mechanical parameter [18]. Saltelli's sampling scheme has been adopted [20] to define the total number of simulations required. The variance-based SA provides the first-order (not accounting for input variables' interactions) Sobol sensitivity indicators S_1 [18], which have been reported in Table 2 and also depicted in Figure 3. These outcomes proved that k_a mainly affects the cable forces estimated by (2), thus being the most influential parameter in the subsequent FE-MU. $E_{c,t}$ and ρ_c also fairly affects the cable forces by (2). From the cable forces point of view, three main trends may be evidenced from the SA results. k_a affects at the most the extreme cables (6-9), whereas $E_{c,t}$ plays a significant role for cables closer to the tower (1-2). The intermediate cables (3-5) appeared to be mainly affected by ρ_c . In summary, the SA results reported in Table 2 and also depicted in Figure 3 aided to define the optimal set of parameters to be considered in the FE-MU procedure. Specifically, it is also possible to redefine the parameter space domain as follows: $E_{c,t} > 30$ MPa, $\rho_c < 25$ kN/m³, and $k_a < 100$ MN/mm.

On the other hand, the SA has been also conducted considering the modal parameters influence according to the second term of (1), since numerical modal parameters (ω^c, ϕ^c) are functions of modeling parameters \mathbf{x} . The second term of (1) can be synthetically rewritten as $f(\mathbf{x}) = f_1(\mathbf{x}) + f_2(\mathbf{x})$. $f_1(\mathbf{x})$ denotes the part depending on the angular frequencies of (1), whereas the $f_2(\mathbf{x})$ the MAC-related part. The Sobol sensitivity indicators have been reported in Tables 3 and 4.

Inspecting Table 4, ρ_c generally appears as the most influential parameter in terms of natural frequency, immediately followed by k_a . Conversely, inspecting 3, k_a appears to be the

Table 4. Sensitivity indicators S_1 for the MAC of each modes (see Figure 2).

	S_1 on MAC of each mode [%] (see Figure 2)										
	1	2	3	4	5	6	7	8	9	10	11
$E_{c,t}$	2.80	49.60	41.50	24.30	1.40	1.60	0.00	1.60	0.00	0.60	0.00
ρ_s	2.60	0.20	16.30	58.30	3.80	48.80	0.00	0.60	0.90	0.60	0.60
ρ_c	2.20	25.40	57.70	41.60	11.60	24.20	0.40	4.80	1.60	0.70	1.70
$E_{c,d}$	0.00	0.00	0.20	0.40	0.00	0.10	0.00	0.20	0.00	0.00	0.00
k_a	95.70	74.10	30.20	36.30	97.90	87.20	99.60	98.50	99.40	98.40	96.90

most influential with respect to mode shapes. As expected both mass and stiffness parameters play a crucial role in the dynamic part of the FE-MU problem (1). Focusing on mode 2, it is the only case where the sensitivity indicators showed a strong influence of $E_{c,t}$ in terms of frequencies. With deeper insights, modes 2-4 in Table 4 report comparable values of $E_{c,t}$, ρ_c , and k_a , and in modes 4 and 6 also ρ_s is quite influential. In conclusion, on average, the SA provided a ranking from the most to the less influential selected parameters: k_a , ρ_c , $E_{c,t}$, $E_{c,d}$, ρ_s .

5 Finite element model updating

It is worth mentioning that the preliminary model already approaches the agreement with experimental modal information, thus any MU only driven by modal parameters may produce an identity of the updated parameters. On the contrary, considering both mass and stiffness parameters would be an indeterminate problem. Moreover, the possible discontinuities in the natural frequency or mode shape parameters' subspaces, may prevent an effective metaheuristic optimization process. Therefore, the FE-MU driven by both cable forces and modal characteristics would be beneficial. Specifically, due to the uncorrelation of the above-selected parameters with respect to the cable forces (see Tables 2-4), a lower number of parameters may be considered for FE-MU such as:

1. Assuming an $E_{c,t}$, the optimization refers only to ρ_c and k_a for cables from 3 to 9, using the OF in (2).
2. Assuming ρ_c and k_a from the previous step, the optimization is limited to $E_{c,t}$ for cables 1-2 and mode shape 2, using the OF in (1) limited to the just mentioned conditions.
3. Assuming ρ_c , k_a , and $E_{c,d}$ from the previous steps, a final optimization involving deck's $E_{c,d}$, using the general OF statement of (1).

The authors adopted metaheuristic global optimization algorithms, i.e. the particle swarm optimization (PSO)[14] and the differential evolution (DE) [25] by their Python implementations, leveraging the SAP2000-OAPI. No significant discrepancies were obtained between the two algorithms, thus the authors reported only PSO results. The three optimizations led to the final values of the OFs 0.4306, 0.0347, and 1.0296, and the final optimal results are reported in Table 5.

Table 5. Cable forces and modal parameters associated with the optimum set of parameters and percentage error before and after the updating. In the bottom right part of the table, the optimum parameters are listed with the upper (U.B) and lower (L.B.) bounds. In the cable notation, M indicates the Mestre side, whereas V the Venice side.

Cable Label	Exp. [kN]	Num. [kN]	Error	Initial error	Mode Label	Exp. [Hz]	Num. [Hz]	MAC	Freq. error	Initial MAC	Initial freq. error
M1	458	408	11%	52%	V1	0.635	0.699	97.10%	-10.1%	97.41%	-6.5%
M2	757	1228	-62%	-77%	V2	0.996	0.975	93.79%	2.1%	93.06%	2.1%
M3	2359	2372	-1%	-2%	V3	1.143	1.226	82.41%	-7.3%	85.58%	-7.3%
M4	3715	3852	-4%	5%	T1	1.387	1.395	95.03%	-0.6%	95.26%	-0.5%
M5	3842	4271	-11%	12%	M1	1.523	1.650	78.13%	-8.3%	80.01%	-8.1%
M6	4199	4453	-6%	29%	T2	1.602	1.513	75.38%	5.5%	75.56%	5.7%
M7	4828	4540	6%	48%	V4	1.963	2.073	97.04%	-5.6%	96.91%	-5.5%
M8	5289	5041	5%	56%	T3	2.646	2.559	94.04%	3.3%	94.19%	3.3%
M9	4771	4618	3%	58%	T5	4.072	3.995	89.03%	1.9%	89.10%	1.9%
V1	614	530	14%	43%	T6	4.951	4.826	93.29%	2.5%	91.61%	2.2%
V2	860	1279	-49%	-86%	T7	5.625	5.539	94.48%	1.5%	94.48%	1.5%
V3	2381	2460	-3%	-19%							
V4	3704	3872	-5%	-10%							
V5	3961	4284	-8%	0%							
V6	4352	4563	-5%	18%							
V7	4698	4573	3%	40%							
V8	5310	5229	2%	57%							
V9	4655	4791	-3%	76%							
Optimized parameters											
Param.	Unit	L.B.	U.B.	Optimum							
ρ_c	kN/m ³	23	30	24							
k_a	kN/mm	100	10000	1350							
$E_{c,d}$	GPa	30	1	40							
$E_{c,t}$	GPa	30	70	51.1							

The optimum values are still consistent with the engineering judgment, except for the tower stiffness which appears slightly overstated than usual values. However, it is worth noting that beyond its physical meaning, Young's modulus acts as a modeling parameter in FE-MU procedures, governing global dynamic properties, and thus it is affected by a high level of uncertainties [22]. These uncertainties may be mainly related to modeling errors, due to complex structure simplifications or even meshes discretization, or to modeling parameters intrinsic errors due to material and geometric properties uncertainties. As demonstrated in [13], the herein obtained results are still reasonable. Furthermore, the FE-MU results are consistent with the ones discussed in [3]. It is worth noting that the analyses also revealed that the agreement between modal parameters does not improve significantly, since the average percentage error remains almost equal before and after the updating. Conversely, the cable forces exhibited a noteworthy consistent improvement.

6 Conclusions

In this study, a finite element model updating procedure is discussed, especially contextualized on the Marghera curved cable-stayed bridge case study. The authors adopted a model updating procedure involving both cable forces estimates and modal parameters in order to overcome the indeterminate MU modal-based standard problem when dealing with stiffness and mass parameters simultaneously. This optimization problem is usually challenging, especially

concerning large-scale structures with numerous degrees of freedom. Therefore, the authors carried out a preliminary variance-based sensitivity analysis to evidence and select the most influencing parameters for the subsequent model updating process. Specifically, five parameters were selected: the concrete mass (ρ_c), Young's modulus of the concrete deck ($E_{c,d}$), Young's modulus of the concrete tower ($E_{c,t}$), and the bearing stiffness (k_a). The sensitivity indicators were obtained for both the objective function related to the cable forces and to the one related to the experimental-numerical discrepancy of natural frequencies and mode shapes. This analysis revealed that the tower's stiffness played a crucial role in the cables closer to the tower. Conversely, the extreme cables appeared influenced the most by the abutments bearing stiffness. For the intermediate cables, a major influence of the concrete mass parameter. Regarding the modal features, the strongest influence was provided by the bearing stiffness and the concrete mass parameter, except for mode 2 in which also the stiffness of the tower presented a significant sensitivity indicator. Therefore, the authors accomplished an almost complete finite element multi-objective model updating procedure with a simplified step-wise procedure, i.e. by solving in sequence simplified single-objective sub-problems. The global optimization was conducted with the meta-heuristic particle-swarm (PSO) and differential evolution (DE) algorithms. This study also revealed that meta-heuristic optimization algorithms can be challenging to use in finite element model updating of cable-stayed bridges, especially when many parameters must be contradictorily optimized simultaneously. However, the sensitivity analysis represents a critical step to correctly identify the most relevant parameters which deserve to be considered in the finite element model updating procedure of complex large-scale structures.

Acknowledgments

This research was supported by project MSCA-RISE-2020 Marie Skłodowska-Curie Research and Innovation Staff Exchange (RISE)—[ADDOPTML \(ntua.gr\)](https://addoptml.ntua.gr) “ADDitively Manufactured OPTimized Structures by means of Machine Learning” (No: 101007595).

References

1. Adeli, H., Zhang, J.: Fully nonlinear analysis of composite girder cable-stayed bridges. *Computers & structures* **54**(2), 267–277 (1995)
2. Briseghella, B., Siviero, E., Lan, C., Mazzarolo, E., Zordan, T.: Safety monitoring of the cable stayed bridge in the commercial harbor of venice, italy. In: *Bridge Maintenance, Safety, Management and Life-Cycle Optimization: Proceedings of the Fifth International IABMAS Conference, Philadelphia, USA, 11-15 July 2010*. p. 379. CRC Press (2010)
3. Briseghella, B., Fa, G., Aloisio, A., Pasca, D., He, L., Fenu, L., Gentile, C.: Dynamic characteristics of a curved steel–concrete composite cable-stayed bridge and effects of different design choices. In: *Structures*. vol. 34, pp. 4669–4681. Elsevier (2021)

4. Cho, S., Lynch, J.P., Lee, J.J., Yun, C.B.: Development of an automated wireless tension force estimation system for cable-stayed bridges. *Journal of Intelligent Material Systems and Structures* **21**(3), 361–376 (2010)
5. De Miranda, M., Gnecci-Ruscione, E.: Construction of the cable-stayed bridge in the commercial port of venice, italy. *Structural Engineering International* **20**(1), 13–17 (2010)
6. Feng, D., Scarangelo, T., Feng, M.Q., Ye, Q.: Cable tension force estimate using novel noncontact vision-based sensor. *Measurement* **99**, 44–52 (2017)
7. Friswell, M., Mottershead, J.E.: *Finite element model updating in structural dynamics*, vol. 38. Springer Science & Business Media (1995)
8. Gentile, C., Cabboi, A.: Vibration-based structural health monitoring of stay cables by microwave remote sensing. *Smart Struct. Syst* **16**(2), 263–280 (2015)
9. Gentile, C., Siviero, E.: Dynamic characteristics of the new curved cable-stayed bridge in porto marghera (venice, italy) from ambient vibration measurements. In: *IMAC-XXV*. pp. 1–10 (2007)
10. Haji Agha Mohammad Zarbaf, S.E., Norouzi, M., Allemang, R.J., Hunt, V.J., Helmicki, A.: Stay cable tension estimation of cable-stayed bridges using genetic algorithm and particle swarm optimization. *Journal of Bridge Engineering* **22**(10), 05017008 (2017)
11. Hua, X., Ni, Y., Chen, Z., Ko, J.: Structural damage detection of cable-stayed bridges using changes in cable forces and model updating. *Journal of structural engineering* **135**(9), 1093–1106 (2009)
12. Irvine, H.: *Cable structures* the mit press. Cambridge, MA pp. 15–24 (1981)
13. Jaishi, B., Ren, W.X.: Structural finite element model updating using ambient vibration test results. *Journal of structural engineering* **131**(4), 617–628 (2005)
14. Kennedy, J., Eberhart, R.: Particle swarm optimization. In: *Proceedings of ICNN'95-International Conference on Neural Networks*. vol. 4, pp. 1942–1948. IEEE (1995)
15. Marano, G.C., Rosso, M.M., Aloisio, A., Cirrincione, G.: Generative adversarial networks review in earthquake-related engineering fields. *Bulletin of Earthquake Engineering* pp. 1–52 (2023)
16. Mehrabi, A.B., Tabatabai, H.: Unified finite difference formulation for free vibration of cables. *Journal of Structural Engineering* **124**(11), 1313–1322 (1998)
17. Parloo, E., Verboven, P., Cuillame, P., Overmeire, M.: Sensitivity-based mass normalization of mode shape estimates from output-only data. *Proc. Int. Conf. on Structural System Identification* pp. 627–636 (2001), cited By 21
18. Pasca, D.P., Aloisio, A., Fragiaco, M., Tomasi, R.: Dynamic characterization of timber floor subassemblies: Sensitivity analysis and modeling issues. *Journal of Structural Engineering* **147**(12), 05021008 (2021)
19. Rainieri, C., Fabbrocino, G.: *Operational modal analysis of civil engineering structures*. Springer, New York **142**, 143 (2014)
20. Saisana, M., Saltelli, A., Tarantola, S.: Uncertainty and sensitivity analysis techniques as tools for the quality assessment of composite indicators. *Journal of the Royal Statistical Society: Series A (Statistics in Society)* **168**(2), 307–323 (2005)
21. Saltelli, A., Sobol', I.M.: Sensitivity analysis for nonlinear mathematical models: numerical experience. *Matematicheskoe Modelirovanie* **7**(11), 16–28 (1995)
22. Schlune, H., Plos, M., Gylltoft, K.: Improved bridge evaluation through finite element model updating using static and dynamic measurements. *Engineering structures* **31**(7), 1477–1485 (2009)
23. Simoen, E., De Roeck, G., Lombaert, G.: Dealing with uncertainty in model updating for damage assessment: A review. *Mechanical Systems and Signal Processing* **56**, 123–149 (2015)

24. Song, W.K., Kim, S.E., Ma, S.S.: Nonlinear analysis of steel cable-stayed bridges. *Computer-Aided Civil and Infrastructure Engineering* **22**(5), 358–366 (2007)
25. Storn, R., Price, K.: Differential evolution—a simple and efficient heuristic for global optimization over continuous spaces. *Journal of global optimization* **11**(4), 341–359 (1997)
26. Talebinejad, I., Fischer, C., Ansari, F.: Numerical evaluation of vibration-based methods for damage assessment of cable-stayed bridges. *Computer-Aided Civil and Infrastructure Engineering* **26**(3), 239–251 (2011)
27. Yang, D.H., Yi, T.H., Li, H.N., Zhang, Y.F.: Monitoring and analysis of thermal effect on tower displacement in cable-stayed bridge. *Measurement* **115**, 249–257 (2018)
28. Zárate, B.A., Caicedo, J.M.: Finite element model updating: Multiple alternatives. *Engineering Structures* **30**(12), 3724–3730 (2008)
29. Zhao, W., Zhang, G., Zhang, J.: Cable force estimation of a long-span cable-stayed bridge with microwave interferometric radar. *Computer-Aided Civil and Infrastructure Engineering* **35**(12), 1419–1433 (2020)