

3D Printed Supercapacitor Exploiting PEDOT-Based Resin and Polymer Gel Electrolyte

Original

3D Printed Supercapacitor Exploiting PEDOT-Based Resin and Polymer Gel Electrolyte / Bertana, V., Scordo, G., Camilli, E., Ge, L., Zaccagnini, P., Lamberti, A., Marasso, S.L., Scaltrito, L.. - In: POLYMERS. - ISSN 2073-4360. - 15:12(2023). [10.3390/polym15122657]

Availability:

This version is available at: 11583/2982855 since: 2023-10-09T10:05:36Z

Publisher:

MDPI

Published

DOI:10.3390/polym15122657

Terms of use:

This article is made available under terms and conditions as specified in the corresponding bibliographic description in the repository

Publisher copyright

(Article begins on next page)

Article

3D Printed Supercapacitor Exploiting PEDOT-Based Resin and Polymer Gel Electrolyte

Valentina Bertana ^{1,*}, Giorgio Scordo ^{2,*}, Elena Camilli ¹, Limeng Ge ¹, Pietro Zaccagnini ^{1,3},
Andrea Lamberti ^{1,3}, Simone Luigi Marasso ^{1,4} and Luciano Scaltrito ¹

- ¹ Department of Applied Science and Technology (DISAT), Polytechnic of Turin, Corso Duca degli Abruzzi 24, 10129 Torino, Italy; elena.camilli@polito.it (E.C.); s263841@studenti.polito.it (L.G.); pietro.zaccagnini@polito.it (P.Z.); andrea.lamberti@polito.it (A.L.); simone.marasso@polito.it (S.L.M.); luciano.scaltrito@polito.it (L.S.)
- ² Department of Biotechnology and Biomedicine Nanofabrication, Technical University of Denmark (DTU), Ørstedes Plads, 344, 2800 Kgs. Lyngby, Denmark
- ³ Center for Sustainable and Future Technologies, Istituto Italiano di Tecnologia (IIT), Via Livorno 60, 10144 Torino, Italy
- ⁴ CNR IMEM, Parco Area delle Scienze, 37 A, 43124 Parma, Italy
- * Correspondence: valentina.bertana@polito.it (V.B.); giosco@dtu.dk (G.S.)

Abstract: Renewable energy-based technologies and increasing IoT (Internet of Things) objects population necessarily require proper energy storage devices to exist. In the view of customized and portable devices, Additive Manufacturing (AM) techniques offer the possibility to fabricate 2D to 3D features for functional applications. Among the different AM techniques extensively explored to produce energy storage devices, direct ink writing is one of the most investigated, despite the poor achievable resolution. Herein, we present the development and characterization of an innovative resin which can be employed in a micrometric precision stereolithography (SL) 3D printing process for the fabrication of a supercapacitor (SC). Poly(3,4-ethylenedioxythiophene) (PEDOT), a conductive polymer, was mixed with poly(ethylene glycol) diacrylate (PEGDA), to get a printable and UV curable conductive composite material. The 3D printed electrodes were electrically and electrochemically investigated in an interdigitated device architecture. The electrical conductivity of the resin falls within the range of conductive polymers with 200 mS/cm and the 0.68 $\mu\text{Wh}/\text{cm}^2$ printed device energy density falls within the literature range.

Keywords: 3D printing; PEDOT; supercapacitors; energy storage; stereolithography



Citation: Bertana, V.; Scordo, G.; Camilli, E.; Ge, L.; Zaccagnini, P.; Lamberti, A.; Marasso, S.L.; Scaltrito, L. 3D Printed Supercapacitor Exploiting PEDOT-Based Resin and Polymer Gel Electrolyte. *Polymers* **2023**, *15*, 2657. <https://doi.org/10.3390/polym15122657>

Academic Editors: Mingshien Hsueh and Lavinia Cosmina Ardelean

Received: 4 May 2023
Revised: 26 May 2023
Accepted: 5 June 2023
Published: 12 June 2023



Copyright: © 2023 by the authors. Licensee MDPI, Basel, Switzerland. This article is an open access article distributed under the terms and conditions of the Creative Commons Attribution (CC BY) license (<https://creativecommons.org/licenses/by/4.0/>).

1. Introduction

Nowadays, the new generation of energy storage systems has more demanding requirements in terms of compactness, portability, integration, especially for integrated electronics requiring the development of miniaturized devices, energy and power densities, and environmental compliance [1–4]. One of the most promising energy storage system that represent a complementary technology to the better-known rechargeable batteries is the micro electrochemical supercapacitor (MSC). MSCs are very interesting candidates for storing energy thanks to their versatile voltage window and power densities, making them applicable in different scenarios as energy buffers. In the field of MSCs, three main categories of devices exist, namely electrochemical double-layer capacitors (EDLCs) [5], pseudocapacitors (PCs) [6] and battery-hybrid technologies [7,8]. In the last decades, several groups are aiming to miniaturize the energy storage devices that are developed through standard fabrication techniques such as the slurry-coating [9], or spray-coating methods [10]. However, with the standard approach, several complex processing steps [11,12] are required which makes the integration of MSCs in portable devices (like wearable electronics, and smart medical sensors) extremely challenging [13]. Against this backdrop, additive manufacturing (such as 3D printing) is a promising technology for the fabrication of integrated devices

allowing the selective deposition of customized materials in potentially any shape. Moreover, moving from planar to three-dimensional geometry gives the incredible possibility to increase the energy storage devices electrodes active area, also allowing the production of complex geometries and flexible devices [14]. Three common strategies have been reported in the recent literature to fabricate a 3D SC device [12,15,16]: filament deposition (FDM) [17], direct ink writing (DIW) [18,19] and inkjet printing (InkJet) [20,21]. Despite the advantages previously mentioned, FDM and DIW show many issues in providing high-resolution and large-volume objects at the same time, making them less suitable for commercial applications. For this reason, over the last decade, stereolithography (SL) or digital light processing (DLP) have become widely used for 3D energy storage device production [22–24]. These technologies allow the best performances in terms of complexity, resolution, and shape accuracy. Moreover, new designs and improved performances are achieved with new classes of photocurable composite resins based on nanomaterials [25–27] outlining a promising approach for portable flexible electronics. Moreover, the huge number of printable materials and printing techniques available on the market provide the possibility to manufacture complex 3D structures with attractive electrical [24], chemical [28], and morphological [20,29] properties. As regards the materials, a large and growing body of literature has investigated their role in SCs fabrication [30]. In this regard, carbon materials are one of the most intensively investigated [31,32], due to their high electrical conductivity, good electrochemical stability, and low cost. Conductive polymers (CP), such as Polythiophenes (Pth) [33], Polyaniline (PANI) [34] and Polypyrrole (PPy) [35], are also widely adopted due to their good conductivity, ease of synthesis, and high intrinsic flexibility and adhesion on different substrates [36]. For example the Poly(3,4-ethylene dioxythiophene (PEDOT) and PANI [37,38] fillers are the most used to produce 3D SCs devices. On the other hand, the main non-polymeric fillers for SL or DLP resins used for printing 3D SCs are: carbon-based materials (e.g., reduced graphene oxide (rGO) [27,38] or multiwall carbon nanotube (MWCNT) [39]) and metal powders (e.g., silver nanoparticles (AgNPs) [40]). Although many printable conductive resin formulations are reported in literature, they are not so close to the ideal performances required for an efficient electrochemical capacitor like high electrical conductivity, chemical stability, and extensive longevity after the charge-discharge cycles [37,38,41]. In recent years, there has been an increasing amount of literature on the PEDOT polymer application in energy storage devices due to its high ionic and electronic conductivity and good thermal stability [42,43]. One advantage of PEDOT is the possibility to deposit it as a continuous conductive layer without any need for a metallic substrate, as reported in recent work by Wang et. al. [44]. An issue of CPs, when exploited in energy storage devices, is their low mechanical stability due to the volume change happening during the charging and discharging phases. This required the CPs to be inserted into structural scaffolds like natural celluloses [45–48].

Our work aims to introduce an innovative and integrated SCs device composed of a 3D printable electrically conductive polymeric blend [49] based on Poly(3,4-ethylenedioxythiophene)–poly(styrene sulfonate) (PEDOT:PSS), exploiting a ceramic substrate. Herein, the SCs electrodes were obtained using a custom SL printer able to print features down to 500 μm [50] and less [51], as also reported in the Supplementary Information (see Figures S4 and S5). The behaviour of the 3D printed SCs based on PEDOT:PSS was characterized by cyclic voltammetry and galvanostatic charge-discharge measurements. Among the proposed designs, one allowing to reach an areal capacitance of 11.4 mF/cm^2 was identified, perfectly in line if not better than other devices found in the literature. Furthermore, the long-term charge/discharge characteristics were investigated to evaluate the stability of the proposed 3D energy storage device. It turned out that the proposed device is fully compliant for ultra-low power energy harvesting and storage application. Therefore, the printable PEGDA-based resin represents a solution for printing integrated energy storage devices in more complex 3D printed systems. Since the purpose of the present study was the characterization of the PEDOT-based resin as a supercapacitor (which is novel in this field, as reported in [52]), the geometrical requirements were relaxed allowing an easier

fabrication process and a more stable device assembly. A Polydimethylsiloxane (PDMS) packaging was then added to protect and prevent the evaporation of the electrolyte gel employed during the characterizations.

2. Materials and Methods

Poly(ethylene glycol) diacrylate (PEGDA 250) (average molecular weight M_n 250), was supplied from Sigma Aldrich (Saint Louis, MO, USA); a commercial solution of PEDOT:PSS Poly(3,4-ethylenedioxythiophene)–poly(styrene sulfonate) was purchased from Heraeus (Hanau, Germany; product name: Clevios™ PH 1000). The radical photoinitiator powder bis(2,4,6-trimethylbenzoyl)-phenylphosphineoxide (Irgacure 819) was provided by BASF Schweiz AG (Kaisten, Switzerland). Poly(vinyl alcohol) (PVA, $M_w \approx 95000$ g/mol), and KCl (85 wt. % aqueous solution) were obtained from Sigma Aldrich. Polydimethylsiloxane (PDMS) was purchased as a two-component kit containing the vinyl-terminated base (Sylgard 184) and curing agent both from Gelest Inc. (Morrisville, PA, USA).

2.1. PEGDA:PEDOT Resin Preparation

The PEDOT:PSS filler was prepared from a commercial solution, Clevios™ PH1000, slightly modifying the procedure previously reported by Scordo et al. [49]. Clevios™ PH1000 was dispersed in a 0.5 M H_2SO_4 solution in a 1:10 ratio. After 24 h, the PEDOT:PSS precipitate was extracted by centrifugation, and the leftover was diluted in double weight of ethanol, whose low density facilitates the particle suspension [51]. In order to enhance the separation of the aggregates, the solution was treated with a digital sonifier (Branson Ultrasonics Sonifier SFX250 Cell Disruptors) at 65% power for 10 min (5 s ON and 5 s OFF) and thereafter with Ultra-Turrax® (IKA, model T25, Staufen, Germany) homogenizer for 20 min at 30,000 rpm. After overnight incubation, the supernatant was separated and discarded by two consecutive centrifugations, at 4000 rpm for 20 min, and at 5000 rpm for 20 min. The sample accordingly produced is named treated PEDOT:PSS and appears as a compact, blue, wet powder.

The resin matrix was then produced by adding 1% wt. of Irgacure 819 in PEGDA 250; the photoinitiator dispersion was enhanced using the Branson sonifier at 30% power for 10 min (5 s ON and 5 s OFF) in an ice bath. Finally, the photocurable conductive blend was obtained by mixing the treated PEDOT:PSS with the resin matrix, using the Branson sonifier at 30% power for 10 min (5 s ON and 5 s OFF) in an ice bath. From now on, the so prepared PEDOT-based resin is also called PEGDA:PEDOT resin.

2.2. Device Design

The SCs object of the present work was firstly designed in Computer-Aided Design based software (SolidWorks) (See Figure S1). It consists of two three-dimensional interdigitated electrodes (3D IDE), as reported elsewhere in the literature [38,53,54]. It was grown on a 21×12 mm² area and is made up of 1 mm wide fingers, 1 mm apart from each other. Three electrode thicknesses were considered: 0.5 mm, 1 mm, 2 mm.

A metallic collector was designed to enhance the electrode's contact. Such a collector was obtained by platinum (Pt) sputtering through a hard mask having the same geometry of the 3D IDE. Then, a PDMS chamber was designed to avoid electrolyte evaporation during long-term measurements.

2.3. D Printing and Device Assembly

A custom SL printer (Microla Optoelectronics s.r.l., Turin, Italy) was used to obtain the 3D printed SCs (See Figure S3 in Supplementary Information for more details). The printer mounts a 405 nm wavelength continuous laser and two dedicated boards for laser control and motion control. Movements inside the printer include the immersion of the platform inside the resin vat and the doctor blade swiping on the platform. The layer thickness was set to 100 μ m, the laser scan velocity and nominal output power were 1000 mm/s and 40 mW respectively. After the printing process, the 3D device was rinsed by 2-Propanol

alcohol to remove unreacted resin residues. Then, a curing process was conducted under UV lamp (Hamamatsu Spot light source LC8) for 5 min at 100% power (10 mW/cm²) in inert atmosphere. Finally, the 3D IDE electrodes were annealed and at the same time assembled on the substrate with the chamber. The annealing consists in heating up the SCs assembly at 120 °C in vacuum oven, letting them for 1 h, and finally cooling down to ambient temperature. This process demonstrated to be beneficial for PEGDA:PEDOT resin performance, as reported in [51].

As beforementioned, the 3D IDE was connected to a Pt collector. An alumina flat substrate was chosen as inert material to sputter the collector and then fix the 3D IDE. Such an alumina flat substrate was previously etched following the shape of the IDE to improve their assembly and ensure finger distance during tests. The alumina etching process was performed with a 50 W infrared pulsed laser obtaining a 200 µm etching depth (laser process by Microla Optoelectronics s.r.l, Turin, Italy). Platinum was then sputtered on the ceramic substrate by Q150T S sputter coater from Quorum Technologies with Argon plasma. A thin layer of resin was deposited on a glass slide by spinning the PEGDA:PEDOT resin at 1000 rpm for 60 s. Then, the 3D-printed electrodes were softly pressed on the film resin to cover their bottom side with the conductive blend. The thin resulting layer of resin will penetrate the Pt-coated alumina substrate pores and the porous PEGDA:PEDOT printed electrodes, enhancing the electrode-collector contact. Then, the 3D IDEs were aligned on the platinum-sputtered substrate under a microscope and immediately cured under the same UV light used for post-curing for a few seconds. The complete bonding occurred during the subsequent annealing step.

2.4. Electrochemical Measurements

Electrochemical measurements were carried out by means of VMP 3, provided by BioLogic, for cyclic voltammetry (CV), galvanostatic charge and discharge (GCD), and electrochemical impedance spectroscopy (EIS) measurements, while the BT2000 cycler, provided by Arbin, was mainly exploited for cycling stability measurements.

CVs were run to evaluate the current-voltage characteristic of the device, as proof of the capacitive behaviour. The scan rates were {1, 2, 5, 10} mV/s, and the voltage window was set to 0.8 V. The voltage resolution was 100 µV but the current was recorded 100% over 10 averaged voltage steps, hence the actual step amplitude was 1 mV.

In the same voltage window, GCD tests were run at the current rates of {5, 10, 20, 50, 100} µA/cm² to evaluate the rate capabilities and to extract the energetic characteristics to be reported in the Ragone plot. Here the sampling conditions were 5 mV of voltage variation.

Electrical quantities were evaluated as follows. Energy and charge were evaluated directly from the measured quantities:

$$E = \int_{\Delta t} i(t)v(t) dt$$

$$Q = \int_{\Delta t} i(t) dt$$

where $v(t)$ and $i(t)$ are the voltage and current signals, respectively. The evaluations were carried out in the semi-periods Δt of charge and discharge, then charging and discharging quantities were used to evaluate the respective efficiencies:

$$\eta_C = \frac{Q_d}{Q_c}$$

$$\eta_E = \frac{E_d}{E_c}$$

Capacitance was evaluated through energy and charge according to

$$C_d = \frac{1}{2} \frac{Q^2}{E}$$

Finally, the average discharge power was calculated according to:

$$P = \frac{E_d}{\Delta t_d} \quad (1)$$

EIS measurements were performed by applying a 5 mV amplitude perturbation of varying frequency in the range $[5 \times 10^5, 1 \times 10^{-2}]$ Hz. The frequency range was sampled ten points per decade.

3. Results

3.1. PEGDA:PEDOT Resin Characterization

The PEGDA:PEDOT resin was examined so to get the best compromise between printability and electrical conductivity. Electrical conductivity vs. treated PEDOT:PSS concentration is reported in Figure 1. Such characterization was performed to confirm the previously found results [55]. Therefore, single samples ($0.5 \times 0.5 \times 1 \text{ cm}^3$ cuboid) were prepared for different treated PEDOT:PSS percentages in PEGDA:PEDOT resin. The material conductivity was then calculated from resistance measurements. In the explored percentage amounts, the conductivity ranged within 1 mS/cm at low percentages up to 100 mS/cm at 50% treated PEDOT:PSS content. This is perfectly in line with the previously obtained results [55]. Above these levels, the composite material couldn't be printed through stereolithography, due to the excessive viscosity of the PEGDA:PEDOT resin which does not allow a proper resin recoating in the considered printing setup. The obtained conductivity is remarkable considering that the electrical conductivity is about 200 mS/cm for PEDOT:PSS [56] while for good PEDOT films, it can reach up to 5400 S/cm [57]. This represents an advantage in the choice of the conductive polymer, considering that other conductive polymers show lower conductivities, as in the case of polypyrrole with 10^{-3} S/cm [58].

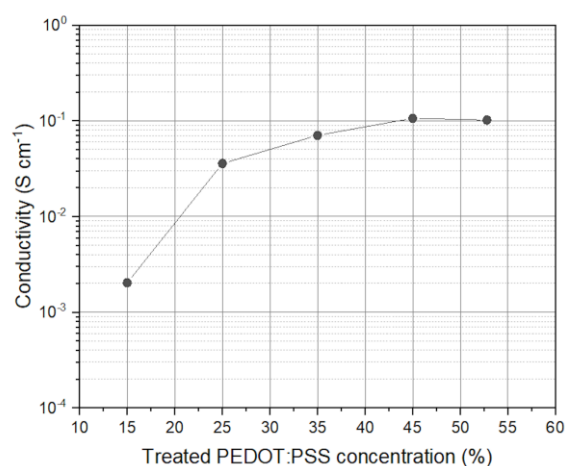


Figure 1. Conductivity profile with respect to treated PEDOT:PSS wt.% added in the PEGDA 250 polymer for PEGDA:PEDOT resin preparation.

Other characterizations of PEGDA:PEDOT resin are reported in [49,51,55,59].

As regards the final device, Figure 2 reports the picture of it at each fabrication step, from alumina laser machining to final packaging. In this process the PEGDA:PEDOT resin was also used as adhesive layer between the 3D printed device and the ceramic rigid substrate providing a good mechanical stability and conductivity. Figure S2 shows the device during testing.

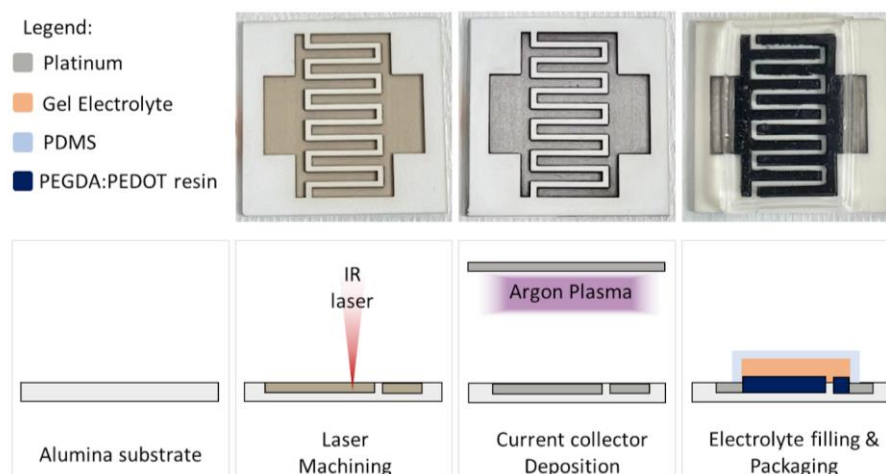


Figure 2. Device assembly procedure. From the top, top view of real device and schematic cross-sectional views.

3.2. Device Performance

Electrodes with different thicknesses were printed and tested to evaluate the scaling properties of the PEGDA:PEDOT resin. After printing, the actual IDE thicknesses were 0.7 mm, 1.3 mm and 2.1 mm (more details about these results can be found in the Supplementary Information, see Figure S6). Symmetrical devices were tested by means of potentiostatic and galvanostatic techniques at different rates. The results of the lowest rates are reported in Figure 3. In Figure 3a it is possible to observe the CV carried out at 1 mV/s. The CV shape is capacitive in all cases, although resistive as suggested by the smoothed edges. Capacitances are close, especially for the low thicknesses. The behaviour at the maximum electrode thickness is more resistive as expected by the conductivity of the resin. In Figure 3b the voltage profiles of the low $5 \mu\text{A}/\text{cm}^2$ GCD test are shown. The rated capacitances were $10.5 \text{ mF}/\text{cm}^2$, $11.4 \text{ mF}/\text{cm}^2$, and $19.5 \text{ mF}/\text{cm}^2$ for the increasing thicknesses. With these results, it is possible to confirm that for the 0.7 mm and 1.3 mm cases, capacitances are close since the discharge slopes are comparable. Hence, it can be deduced that these thicknesses represent a limiting value for the maximum areal capacitance that can be get from this material with acceptable yield and power capabilities. Above these limits, the material increases its losses as suggested by the galvanostatic profile of the device assembled with the 2.1 mm thick electrodes. Here the 2.1 mm device shows a not efficient working point as suggested by the relatively low coulombic efficiency. Since the system is working within the voltage limit of the electrolyte, the charging period can be altered by the presence of leakage currents due to slow and intense redistribution phenomena over the whole electrode's length. At the fixed current rate used for the comparison, these increased leakages strongly oppose the charging phase leading to a prolonged charging time.

Device resistances were investigated via EIS as reported in Figure 3c. In this plot, it is evident how increasing the electrode thickness increases the diffusion length akin to a slower device [60]. Further, the result confirms that the device capacitances are similar in the low-thickness cases as suggested by the low values of the imaginary parts at the limiting low frequency. The high value of the reactance of the 2.1 mm thick device suggests that other than being more resistive, the material is not fully exploited for energy storage, meaning that thicker electrodes are not convenient.

The rate capabilities were examined for the 3D-printed devices. Results are reported in Figure 4a,b in which rate capabilities were studied either in potentiostatic or galvanostatic modes, respectively. The resistive behavior of the electrodes is more evident by the CV results of Figure 4a. Here, for scan rates above 2 mV/s the device behaves resistively, hence with reduced storage capabilities. This is evident from Figure 4b since the IR-drop increases from 10 mV at $5 \mu\text{A}/\text{cm}^2$ to 100 mV at the 10 times higher current rate, as expected.

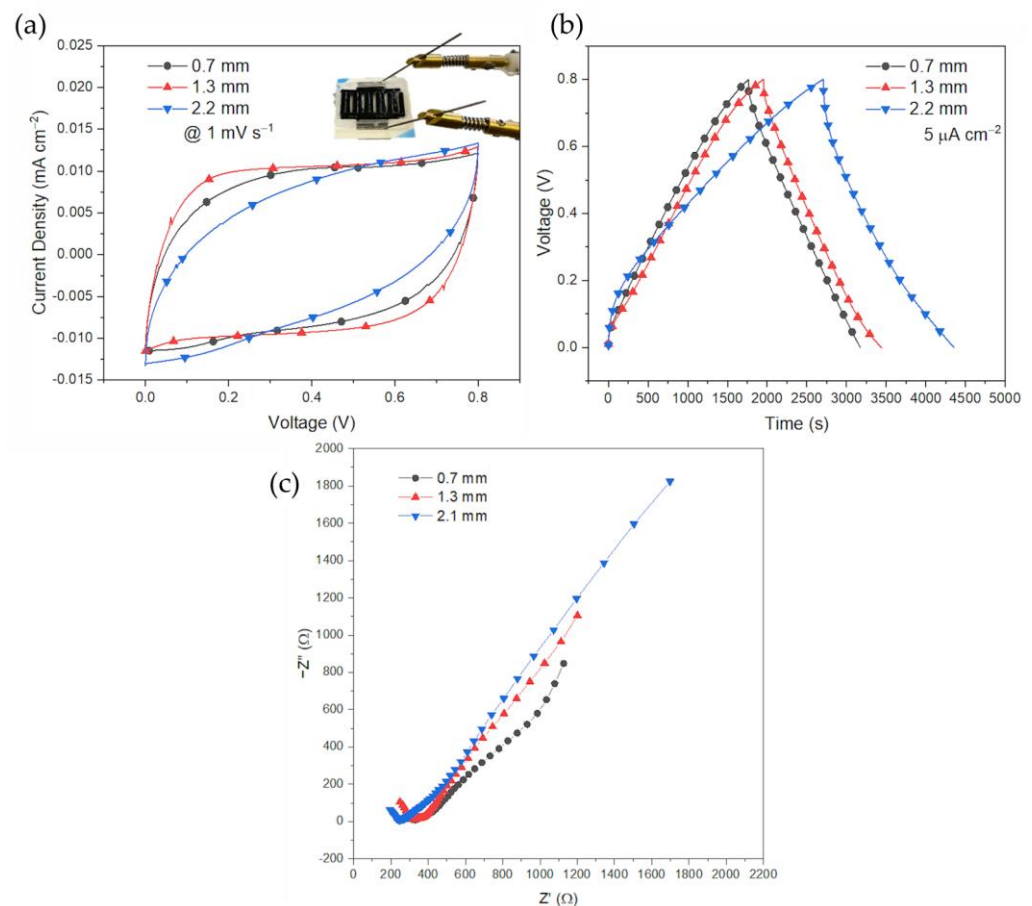


Figure 3. Cyclic voltammetry in (a) and galvanostatic profiles in (b) with respect to the different printed electrodes thicknesses 0.7 mm, 1.3 mm, and 2.1 mm. CVs are reported for the scan rate of 1 mV s^{-1} and GCDs for the current rate of $5 \mu\text{A cm}^{-2}$. In (c) the EIS spectrums for the three different thicknesses show an increasing trend in the diffusion length with the increasing electrode thicknesses.

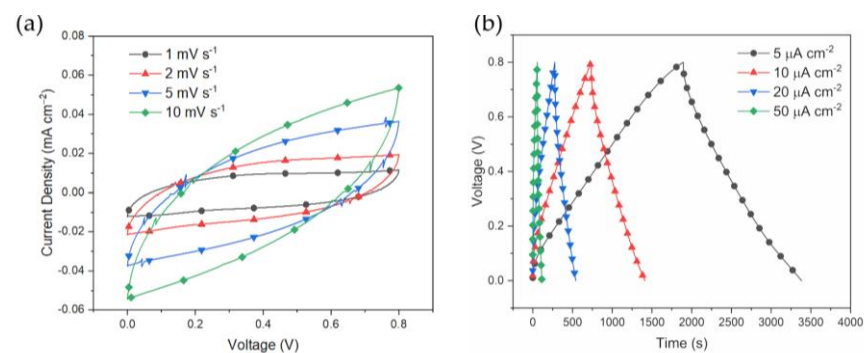


Figure 4. Cyclic voltammetry in (a) and galvanostatic profiles in (b) at fixed printed electrodes thickness of 0.7 mm. CVs are reported for the scan rates of $\{1, 2, 5, 10\} \text{ mV s}^{-1}$ and GCDs for the current rates of $\{5, 10, 20, 50\} \mu\text{A cm}^{-2}$.

The Ragone plot of Figure 5a was evaluated out of the GCD rate capability tests. According to the map proposed in [61], the here proposed device is fully compliant for ultra-low power energy harvesting and storage application. As previously claimed, the thicker electrode device shows its dissipative effects as the stored energy is strongly reduced at fixed charging power. Hence, this solution shall be avoided. Stored energy densities were on the order of $0.7 \mu\text{Wh/cm}^2$ at low power density values of $1 \mu\text{W/cm}^2$ while they were dropping to low energy density values of 60 nWh/cm^2 c.a. at power density

levels of $20 \mu\text{W}/\text{cm}^2$. In Figure 5b the rated performances are represented with literature results. Although the low power capabilities of the produced SC, the energy density falls in the range of other additive manufactured devices [5,62–71]. The values considered for comparison in the plot of Figure 5b are reported in Table S1. The comparison was done with devices obtained with different fabrication processes and different active materials compositions.

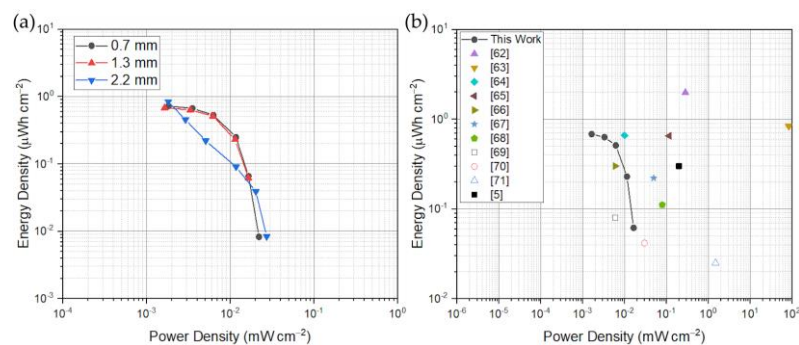


Figure 5. (a) the Ragone plot evaluated for the devices printed with different electrodes thicknesses of 0.7 mm, 1.3 mm and 2.1 mm, in (b) a comparison between the 1.3 mm thick device with literature reports.

Cycling stability was evaluated via galvanostatic cycling at a relatively low current rate of $10 \mu\text{A}/\text{cm}^2$. At this current rate, the cycle period takes around 1500 s, as can be appreciated from the plot of Figure 6. In this plot, capacitance retention and coulombic and energetic efficiencies are reported versus the number of cycles. The measurement lasted more than 10 days, and the device retained more than 90% of its initial capacitance. Coulombic and energetic efficiencies were increasing over time: coulombic efficiency reached more than 95% while energetic efficiency approached almost 70%. After 500 cycles, the electrolyte started drying faster and we reconducted this to failures in the PDMS packaging. We addressed the sloping in the slow drying of the electrolyte due to the PDMS permeability.

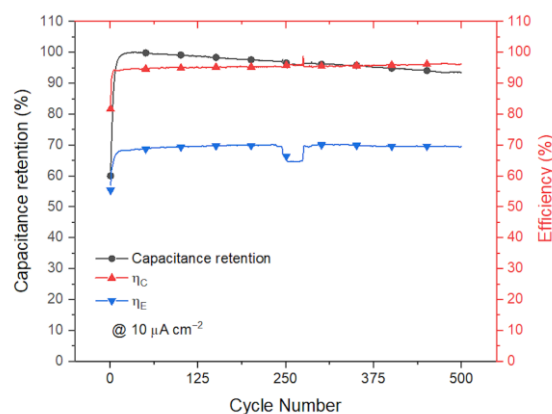


Figure 6. Cycling stability carried out by cycling the device at the low rate of $10 \mu\text{A}/\text{cm}^2$. Capacitance retention, left axis, and efficiencies, right axis, are reported for the voltage window of 0.8 V.

4. Conclusions

In this work, a novel composite material was proposed for stereolithographic printing method to print conductive geometries. The photocurable composite material was composed of treated poly(3,4-ethylenedioxythiophene): polystyrene sulfonate (PEDOT:PSS) blended with poly(ethylene glycol)diacrylate (PEGDA) resin. The composition was optimized to get a good compromise between printability and electrical conductivity of the

printed geometries. Electrodes for energy storage application were printed to fabricate interdigitated supercapacitors, whose electrolyte was jellified aqueous KCl in a PVA matrix. Different electrode thicknesses were 3D printed to study the scaling properties of the proposed novel material. It was observed that due to the relatively high 3D printed PEGDA:PEDOT resin resistivity, electrode thicknesses above 1.5 mm suffer from ohmic losses, hence, low aspect ratio devices can be printed to get devices with energy and power densities of $0.7 \mu\text{Wh}/\text{cm}^2$ and $20 \mu\text{W}/\text{cm}^2$. These results are in line in terms of energy density with the literature performance of 3D printed devices obtained with different fabrication methods.

Even if the 3D printed supercapacitor object of this paper has room for improvement, especially as regards the power capabilities, it represents a step forward in the fabrication of supercapacitors, since a new and potentially biocompatible material was employed. One of researchers' wish in the field of wearable electronics or IoT compatible devices is to reach a high customization degree with a flexible fabrication process. Such request can be fulfilled by using 3D printing in combination with the material object of this work. Indeed, in case the demand of current and power is low, the PEGDA:PEDOT resin would allow to print both the conductive path and the energy storage component, if the circuit is properly designed. Not least, applications in 3D printed Micro Electro Mechanical Systems (MEMS) are promising.

Supplementary Materials: The following supporting information can be downloaded at: <https://www.mdpi.com/article/10.3390/polym15122657/s1>. Figure S1. CAD image of the PEGDA:PEDOT 3D printed SC components: (a) the electrodes (dimensions are expressed in mm); (b) the collector (yellow) and the PDMS chamber (grey). Figure S2. C device during testing. Figure S3. (a) Microla stereolithography printer, (b) printing platform, (c) adjustable doctor blade. Figure S4. Pattern test geometry: (a) features diameters; (b) CAD of the pattern test geometry; (c) features heights. Figure S5. Pattern test geometry printed with Standard Blend resin in Microla SL printer. Figure S6. The three IDE thicknesses: 0.7 mm, 1.3 mm, 2.2 mm. The bending is due to polymer shrinkage after curing. The bending effect is compensated when the electrodes are fixed to the alumina substrate. Table S1 Performances of supercapacitors from literature

Author Contributions: Conceptualization, G.S. and P.Z.; methodology, V.B.; validation, A.L. and S.L.M.; formal analysis, P.Z.; investigation, E.C. and L.G.; resources, L.S. and A.L.; writing V.B., G.S. and P.Z.; supervision, A.L. and L.S. All authors have read and agreed to the published version of the manuscript.

Funding: This research received no external funding.

Institutional Review Board Statement: Not applicable.

Data Availability Statement: Data is contained within the article or supplementary material.

Conflicts of Interest: The authors declare no conflict of interest.

References

1. Wu, J.; Wang, Y.; Deng, D.; Bai, Y.; Liu, M.; Zhao, X.; Xiong, X.; Lei, Y. Low-Temperature Resistant Gel Polymer Electrolytes for Zinc–Air Batteries. *J. Mater. Chem. A Mater.* **2022**, *10*, 19304–19319. [[CrossRef](#)]
2. Amponsah Kyeremateng, N.; Brousse, T.; Pech, D. Microsupercapacitors as Miniaturized Energy-Storage Components for on-Chip Electronics. *Nat. Publ. Group* **2016**, *12*, 7–15. [[CrossRef](#)]
3. Speranza, R.; Zaccagnini, P.; Sacco, A.; Lamberti, A. High-Voltage Energy Harvesting and Storage System for Internet of Things Indoor Application. *Sol. RRL* **2022**, *6*, 2200245. [[CrossRef](#)]
4. Wang, Q.; Feng, Q.; Lei, Y.; Tang, S.; Xu, L.; Xiong, Y.; Fang, G.; Wang, Y.; Yang, P.; Liu, J.; et al. Quasi-Solid-State Zn-Air Batteries with an Atomically Dispersed Cobalt Electrocatalyst and Organohydrogel Electrolyte. *Nat. Commun.* **2022**, *13*, 3689. [[CrossRef](#)] [[PubMed](#)]
5. Reina, M.; Scalia, A.; Auxilia, G.; Fontana, M.; Bella, F.; Ferrero, S.; Lamberti, A. Boosting Electric Double Layer Capacitance in Laser-Induced Graphene-Based Supercapacitors. *Adv. Sustain. Syst.* **2022**, *6*, 2100228. [[CrossRef](#)]
6. Li, L.; Zhang, J.; Peng, Z.; Li, Y.; Gao, C.; Ji, Y.; Ye, R.; Dong Kim, N.; Zhong, Q.; Yang, Y.; et al. High-Performance Pseudocapacitive Microsupercapacitors from Laser-Induced Graphene. *Adv. Mater.* **2016**, *28*, 838–845. [[CrossRef](#)] [[PubMed](#)]

7. Wang, K.; Wang, S.; Liu, J.; Guo, Y.; Mao, F.; Wu, H.; Zhang, Q. Fe-Based Coordination Polymers as Battery-Type Electrodes in Semi-Solid-State Battery-Supercapacitor Hybrid Devices. *ACS Appl. Mater. Interfaces* **2021**, *13*, 15315–15323. [[CrossRef](#)]
8. Zuo, W.; Li, R.; Zhou, C.; Li, Y.; Xia, J.; Liu, J.; Zuo, W.H.; Xia, J.L.; Liu, J.P.; Li, R.Z.; et al. Battery-Supercapacitor Hybrid Devices: Recent Progress and Future Prospects. *Adv. Sci.* **2017**, *4*, 1600539. [[CrossRef](#)]
9. Poonam; Sharma, K.; Arora, A.; Tripathi, S.K. Review of Supercapacitors: Materials and Devices. *J. Energy Storage* **2019**, *21*, 801–825. [[CrossRef](#)]
10. Kim, D.; Shin, G.; Kang, Y.J.; Kim, W.; Ha, J.S. Fabrication of a Stretchable Solid-State Micro-Supercapacitor Array. *ACS Nano* **2013**, *7*, 7975–7982. [[CrossRef](#)]
11. Bu, F.; Zhou, W.; Xu, Y.; Du, Y.; Guan, C.; Huang, W. Recent Developments of Advanced Micro-Supercapacitors: Design, Fabrication and Applications. *npj Flex. Electron.* **2020**, *4*, 31. [[CrossRef](#)]
12. Zhang, W.; Liu, H.; Zhang, X.; Li, X.; Zhang, G.; Cao, P.; Zhang, W.; Cao, P.; Liu, H.; Zhang, X.; et al. 3D Printed Micro-Electrochemical Energy Storage Devices: From Design to Integration. *Adv. Funct. Mater.* **2021**, *31*, 2104909. [[CrossRef](#)]
13. Wang, Y.; Yang, Q.; Zhao, Y.; Du, S.; Zhi, C.; Electrodes Wang, F.Y.; Zhao, Y.; Du, S.; Wang, Y.; Yang, Q.; et al. Recent Advances in Electrode Fabrication for Flexible Energy-Storage Devices. *Adv. Mater. Technol.* **2019**, *4*, 1900083. [[CrossRef](#)]
14. Park, S.H.; Goodall, G.; Kim, W.S. Perspective on 3D-Designed Micro-Supercapacitors. *Mater. Des.* **2020**, *193*, 108797. [[CrossRef](#)]
15. Chu, T.; Park, S.; Fu, K. 3D Printing-Enabled Advanced Electrode Architecture Design. *Carbon Energy* **2021**, *3*, 424–439. [[CrossRef](#)]
16. Jha, S.; Velhal, M.; Stewart, W.; Amin, V.; Wang, E.; Liang, H. Additively Manufactured Electrodes for Supercapacitors: A Review. *Appl. Mater. Today* **2022**, *26*, 101220. [[CrossRef](#)]
17. Foo, C.Y.; Lim, H.N.; Mahdi, M.A.; Wahid, M.H.; Huang, N.M. Three-Dimensional Printed Electrode and Its Novel Applications in Electronic Devices. *Sci. Rep.* **2018**, *8*, 7399. [[CrossRef](#)]
18. Jiang, Y.; Cheng, M.; Shahbazian-Yassar, R.; Pan, Y.; Jiang, Y.; Cheng, M.; Shahbazian-Yassar, R.; Pan, Y. Direct Ink Writing of Wearable Thermoresponsive Supercapacitors with RGO/CNT Composite Electrodes. *Adv. Mater. Technol.* **2019**, *4*, 1900691. [[CrossRef](#)]
19. Zhang, C.; McKeon, L.; Kremer, M.P.; Park, S.H.; Ronan, O.; Seral-Ascaso, A.; Barwich, S.; Coileáin, C.; McEvoy, N.; Nerl, H.C.; et al. Additive-Free MXene Inks and Direct Printing of Micro-Supercapacitors. *Nat. Commun.* **2019**, *10*, 1795. [[CrossRef](#)]
20. Orangi, J.; Hamade, F.; Davis, V.A.; Beidaghi, M. 3D Printing of Additive-Free 2D $Ti_3C_2T_x$ (MXene) Ink for Fabrication of Micro-Supercapacitors with Ultra-High Energy Densities. *ACS Nano* **2020**, *14*, 640–650. [[CrossRef](#)]
21. Sajedi-Moghaddam, A.; Rahmanian, E.; Naseri, N. Inkjet-Printing Technology for Supercapacitor Application: Current State and Perspectives. *ACS Appl. Mater. Interfaces* **2020**, *12*, 34487–34504. [[CrossRef](#)]
22. Divakaran, N.; Das, J.P.; PV, A.K.; Mohanty, S.; Ramadoss, A.; Nayak, S.K. Comprehensive Review on Various Additive Manufacturing Techniques and Its Implementation in Electronic Devices. *J. Manuf. Syst.* **2022**, *62*, 477–502. [[CrossRef](#)]
23. Xu, X.; Tan, Y.H.; Ding, J.; Guan, C. 3D Printing of Next-Generation Electrochemical Energy Storage Devices: From Multiscale to Multimaterial. *Energy Environ. Mater.* **2022**, *5*, 427–438. [[CrossRef](#)]
24. Egorov, V.; Gulzar, U.; Zhang, Y.; Breen, S.; O'Dwyer, C. Evolution of 3D Printing Methods and Materials for Electrochemical Energy Storage. *Adv. Mater.* **2020**, *32*, 2000556. [[CrossRef](#)]
25. Rezaei, B.; Hansen, T.W.; Keller, S.S. Stereolithography-Derived Three-Dimensional Pyrolytic Carbon/ Mn_3O_4 Nanostructures for Free-Standing Hybrid Supercapacitor Electrodes. *ACS Appl. Nano Mater.* **2022**, *5*, 1808–1819. [[CrossRef](#)]
26. Chang, P.; Mei, H.; Tan, Y.; Zhao, Y.; Huang, W.; Cheng, L. A 3D-Printed Stretchable Structural Supercapacitor with Active Stretchability/Flexibility and Remarkable Volumetric Capacitance. *J. Mater. Chem. A Mater.* **2020**, *8*, 13646–13658. [[CrossRef](#)]
27. Xue, J.; Gao, L.; Hu, X.; Cao, K.; Zhou, W.; Wang, W.; Lu, Y. Stereolithographic 3D Printing-Based Hierarchically Cellular Lattices for High-Performance Quasi-Solid Supercapacitor. *Nanomicro Lett.* **2019**, *11*, 46. [[CrossRef](#)]
28. Khoo, Z.X.; Teoh, J.E.M.; Liu, Y.; Chua, C.K.; Yang, S.; An, J.; Leong, K.F.; Yeong, W.Y. 3D Printing of Smart Materials: A Review on Recent Progresses in 4D Printing. *Virtual Phys. Prototyp.* **2015**, *10*, 103–122. [[CrossRef](#)]
29. Chaparro-Garnica, C.Y.; Bailón-García, E.; Lozano-Castelló, D.; Bueno-López, A. Design and Fabrication of Integral Carbon Monoliths Combining 3D Printing and Sol-Gel Polymerization: Effects of the Channel Morphology on the CO-PROX Reaction. *Catal. Sci. Technol.* **2021**, *11*, 6490–6497. [[CrossRef](#)]
30. Da, Y.; Liu, J.; Zhou, L.; Zhu, X.; Chen, X.; Fu, L. Engineering 2D Architectures toward High-Performance Micro-Supercapacitors. *Adv. Mater.* **2019**, *31*, e1802793. [[CrossRef](#)]
31. Borenstein, A.; Hanna, O.; Attias, R.; Luski, S.; Brousse, T.; Aurbach, D. Carbon-Based Composite Materials for Supercapacitor Electrodes: A Review. *J. Mater. Chem. A Mater.* **2017**, *5*, 12653–12672. [[CrossRef](#)]
32. Kumar, S.; Saeed, G.; Zhu, L.; Hui, K.N.; Kim, N.H.; Lee, J.H. 0D to 3D Carbon-Based Networks Combined with Pseudocapacitive Electrode Material for High Energy Density Supercapacitor: A Review. *Chem. Eng. J.* **2021**, *403*, 126352. [[CrossRef](#)]
33. Ambade, R.B.; Ambade, S.B.; Salunkhe, R.R.; Malgras, V.; Jin, S.H.; Yamauchi, Y.; Lee, S.H. Flexible-Wire Shaped All-Solid-State Supercapacitors Based on Facile Electropolymerization of Polythiophene with Ultra-High Energy Density. *J. Mater. Chem. A Mater.* **2016**, *4*, 7406–7415. [[CrossRef](#)]
34. Eftekhari, A.; Li, L.; Yang, Y. Polyaniline Supercapacitors. *J. Power Sources* **2017**, *347*, 86–107. [[CrossRef](#)]
35. Park, H.; Wook Kim, J.; Yeong Hong, S.; Lee, G.; Sik Kim, D.; hyun Oh, J.; Woo Jin, S.; Ra Jeong, Y.; Yun Oh, S.; Yeong Yun, J.; et al. Microporous Polypyrrole-Coated Graphene Foam for High-Performance Multifunctional Sensors and Flexible Supercapacitors. *Adv. Funct. Mater.* **2018**, *28*, 1707013. [[CrossRef](#)]

36. Shown, I.; Ganguly, A.; Chen, L.C.; Chen, K.H. Conducting Polymer-Based Flexible Supercapacitor. *Energy Sci. Eng.* **2015**, *3*, 2–26. [[CrossRef](#)]
37. Yang, J.; Cao, Q.; Tang, X.; Du, J.; Yu, T.; Xu, X.; Cai, D.; Guan, C.; Huang, W. 3D-Printed Highly Stretchable Conducting Polymer Electrodes for Flexible Supercapacitors. *J. Mater. Chem. A* **2021**, *9*, 19649–19658. [[CrossRef](#)]
38. Wang, Z.; Zhang, Q.; Long, S.; Luo, Y.; Yu, P.; Tan, Z.; Bai, J.; Qu, B.; Yang, Y.; Shi, J.; et al. Three-Dimensional Printing of Polyaniline/Reduced Graphene Oxide Composite for High-Performance Planar Supercapacitor. *ACS Appl. Mater. Interfaces* **2018**, *10*, 10437–10444. [[CrossRef](#)]
39. Gulzar, U.; Glynn, C.; O'Dwyer, C. Additive Manufacturing for Energy Storage: Methods, Designs and Material Selection for Customizable 3D Printed Batteries and Supercapacitors. *Curr. Opin. Electrochem.* **2020**, *20*, 46–53. [[CrossRef](#)]
40. Salve, M.; Mandal, A.; Amreen, K.; Pattnaik, P.K.; Goel, S. Greenly Synthesized Silver Nanoparticles for Supercapacitor and Electrochemical Sensing Applications in a 3D Printed Microfluidic Platform. *Microchem. J.* **2020**, *157*, 104973. [[CrossRef](#)]
41. Guo, B.; Liang, G.; Yu, S.; Wang, Y.; Zhi, C.; Bai, J. 3D Printing of Reduced Graphene Oxide Aerogels for Energy Storage Devices: A Paradigm from Materials and Technologies to Applications. *Energy Storage Mater.* **2021**, *39*, 146–165. [[CrossRef](#)]
42. Chen, H.W.; Li, C. PEDOT: Fundamentals and Its Nanocomposites for Energy Storage. *Chin. J. Polym. Sci.* **2019**, *38*, 435–448. [[CrossRef](#)]
43. Khasim, S.; Pasha, A.; Lakshmi, M.; Chellasamy, P.; Kadarkarai, M.; Darwish, A.A.A.; Hamdalla, T.A.; Al-Ghamdi, S.A.; Alfadhli, S. Post Treated PEDOT-PSS Films with Excellent Conductivity and Optical Properties as Multifunctional Flexible Electrodes for Possible Optoelectronic and Energy Storage Applications. *Opt. Mater.* **2022**, *125*, 112109. [[CrossRef](#)]
44. Wang, H.; Diao, Y.; Lu, Y.; Yang, H.; Zhou, Q.; Chrulski, K.; D'Arcy, J.M. Energy Storing Bricks for Stationary PEDOT Supercapacitors. *Nat. Commun.* **2020**, *11*, 3882. [[CrossRef](#)]
45. Chang, Z.; Huang, A.; An, X.; Qian, X. Design and Fabrication of High Performance Supercapacitor with Cellulosic Paper Electrode and Plant-Derived Redox Active Molecules. *Carbohydr. Polym.* **2020**, *244*, 116442. [[CrossRef](#)] [[PubMed](#)]
46. Tai, C.; Peng, J.F.; Liu, J.F.; Jiang, G.B.; Zou, H. Determination of Hydroxyl Radicals in Advanced Oxidation Processes with Dimethyl Sulfoxide Trapping and Liquid Chromatography. *Anal. Chim. Acta* **2004**, *527*, 73–80. [[CrossRef](#)]
47. Sappia, L.D.; Pascual, B.S.; Azzaroni, O.; Marmisollé, W. PEDOT-Based Stackable Paper Electrodes for Metal-Free Supercapacitors. *ACS Appl. Energy Mater* **2021**, *4*, 9283–9293. [[CrossRef](#)]
48. Dong, L.; Xu, C.; Li, Y.; Pan, Z.; Liang, G.; Zhou, E.; Kang, F.; Yang Dong, Q.-H.L.; Xu, C.; Pan, Z.; et al. Breathable and Wearable Energy Storage Based on Highly Flexible Paper Electrodes. *Adv. Mater.* **2016**, *28*, 9313–9319. [[CrossRef](#)] [[PubMed](#)]
49. Scordo, G.; Bertana, V.; Scaltrito, L.; Ferrero, S.; Cocuzza, M.; Marasso, S.L.; Romano, S.; Sesana, R.; Catania, F.; Pirri, C.F. A Novel Highly Electrically Conductive Composite Resin for Stereolithography. *Mater. Today Commun.* **2019**, *19*, 12–17. [[CrossRef](#)]
50. Bertana, V.; De Pasquale, G.; Ferrero, S.; Scaltrito, L.; Catania, F.; Nicosia, C.; Marasso, S.L.; Cocuzza, M.; Perrucci, F. 3D Printing with the Commercial UV-Curable Standard Blend Resin: Optimized Process Parameters towards the Fabrication of Tiny Functional Parts. *Polymers* **2019**, *11*, 292. [[CrossRef](#)]
51. Bertana, V.; Scordo, G.; Parmeggiani, M.; Scaltrito, L.; Ferrero, S.; Gomez, M.G.; Cocuzza, M.; Vurro, D.; D'Angelo, P.; Iannotta, S.; et al. Rapid Prototyping of 3D Organic Electrochemical Transistors by Composite Photocurable Resin. *Sci. Rep.* **2020**, *10*, 13335. [[CrossRef](#)] [[PubMed](#)]
52. Li, M.; Zhou, S.; Cheng, L.; Mo, F.; Chen, L.; Yu, S.; Wei, J.; Li, M.; Zhou, S.; Cheng, L.; et al. 3D Printed Supercapacitor: Techniques, Materials, Designs, and Applications. *Adv. Funct. Mater.* **2022**, *33*, 2208034. [[CrossRef](#)]
53. Shen, K.; Ding, J.; Yang, S.; Shen, K.; Ding, J.W.; Yang, S.B. 3D Printing Quasi-Solid-State Asymmetric Micro-Supercapacitors with Ultrahigh Areal Energy Density. *Adv. Energy Mater.* **2018**, *8*, 1800408. [[CrossRef](#)]
54. Li, W.; Li, Y.; Su, M.; An, B.; Liu, J.; Su, D.; Li, L.; Li, F.; Song, Y. Printing Assembly and Structural Regulation of Graphene towards Three-Dimensional Flexible Micro-Supercapacitors. *J. Mater. Chem. A* **2017**, *5*, 16281–16288. [[CrossRef](#)]
55. Scordo, G.; Bertana, V.; Ballesio, A.; Carcione, R.; Marasso, S.L.; Cocuzza, M.; Pirri, C.F.; Manachino, M.; Gomez, M.G.; Vitale, A.; et al. Effect of Volatile Organic Compounds Adsorption on 3D-Printed Pegda:Pedot for Long-Term Monitoring Devices. *Nanomaterials* **2021**, *11*, 94. [[CrossRef](#)] [[PubMed](#)]
56. Yu, Z.; Xia, Y.; Du, D.; Ouyang, J. PEDOT:PSS Films with Metallic Conductivity through a Treatment with Common Organic Solutions of Organic Salts and Their Application as a Transparent Electrode of Polymer Solar Cells. *ACS Appl. Mater. Interfaces* **2016**, *8*, 11629–11638. [[CrossRef](#)]
57. Gueye, M.N.; Carella, A.; Massonnet, N.; Yvenou, E.; Brenet, S.; Faure-Vincent, J.; Pouget, S.; Rieutord, F.; Okuno, H.; Benayad, A.; et al. Structure and Dopant Engineering in PEDOT Thin Films: Practical Tools for a Dramatic Conductivity Enhancement. *Chem. Mater.* **2016**, *28*, 3462–3468. [[CrossRef](#)]
58. Kiebooms, R.; Menon, R.; Lee, K. Synthesis, Electrical, and Optical Properties of Conjugated Polymers. In *Handbook of Advanced Electronic and Photonic Materials and Devices*; Academic Press: Cambridge, MA, USA, 2001; pp. 1–102. [[CrossRef](#)]
59. Bertana, V.; Scordo, G.; Manachino, M.; Romano, S.; Gomez, M.G.; Marasso, S.L.; Ferrero, S.; Cocuzza, M.; Pirri, C.F.; Scaltrito, L. 3D Printed Active Objects Based on the Promising PEDOT: PSS Resin: Investigation of Their Integration inside an Electronic Circuit. *Int. J. Eng. Res. Technol.* **2020**, *13*, 462–469. [[CrossRef](#)]
60. Conway, B.E. Electrochemical Capacitors Based on Pseudocapacitance. In *Electrochemical Supercapacitors*; Springer US: Boston, MA, USA, 1999; pp. 221–257.

61. Shen, C.; Xu, S.; Xie, Y.; Sanghadasa, M.; Wang, X.; Lin, L. A Review of On-Chip Micro Supercapacitors for Integrated Self-Powering Systems. *J. Microelectromechanical Syst.* **2017**, *26*, 949–965. [[CrossRef](#)]
62. Zhao, C.; Wang, C.; Gorkin, R.; Beirne, S.; Shu, K.; Wallace, G.G. Three Dimensional (3D) Printed Electrodes for Interdigitated Supercapacitors. *Electrochem. Commun.* **2014**, *41*, 20–23. [[CrossRef](#)]
63. Huang, P.; Heon, M.; Pech, D.; Brunet, M.; Taberna, P.L.; Gogotsi, Y.; Lofland, S.; Hettlinger, J.D.; Simon, P. Micro-Supercapacitors from Carbide Derived Carbon (CDC) Films on Silicon Chips. *J. Power Sources* **2013**, *225*, 240–244. [[CrossRef](#)]
64. Boruah, B.D.; Maji, A.; Misra, A. Flexible Array of Microsupercapacitor for Additive Energy Storage Performance Over a Large Area. *ACS Appl. Mater. Interfaces* **2018**, *10*, 15864–15872. [[CrossRef](#)] [[PubMed](#)]
65. Yu, W.; Zhou, H.; Li, B.Q.; Ding, S. 3D Printing of Carbon Nanotubes-Based Microsupercapacitors. *ACS Appl. Mater. Interfaces* **2017**, *9*, 4597–4604. [[CrossRef](#)] [[PubMed](#)]
66. Kim, H.; Yoon, J.; Lee, G.; Paik, S.; Choi, G.; Kim, D.; Kim, B.-M.; Zi, G.; Ha, J.S. Encapsulated, High-Performance, Stretchable Array of Stacked Planar Micro-Supercapacitors as Waterproof Wearable Energy Storage Devices. *ACS Appl. Mater. Interfaces* **2016**, *8*, 16016–16025. [[CrossRef](#)]
67. Alper, J.P.; Vincent, M.; Carraro, C.; Maboudian, R. Silicon Carbide Coated Silicon Nanowires as Robust Electrode Material for Aqueous Micro-Supercapacitor. *Appl. Phys. Lett.* **2012**, *100*, 163901. [[CrossRef](#)]
68. Luo, G.; Teh, K.S.; Zang, X.; Wu, D.; Wen, Z.; Lin, L. High Aspect-Ratio 3D Microstructures via near-Field Electrospinning for Energy Storage Applications. In Proceedings of the 2016 IEEE 29th International Conference on Micro Electro Mechanical Systems (MEMS), Shanghai, China, 24–28 January 2016; IEEE: Piscataway, NJ, USA, 2016; pp. 29–32.
69. Liu, W.W.; Feng, Y.Q.; Yan, X.B.; Chen, J.T.; Xue, Q.J. Superior Micro-Supercapacitors Based on Graphene Quantum Dots. *Adv. Funct. Mater.* **2013**, *23*, 4111–4122. [[CrossRef](#)]
70. Park, S.H.; Kaur, M.; Yun, D.; Kim, W.S. Hierarchically Designed Electron Paths in 3D Printed Energy Storage Devices. *Langmuir* **2018**, *34*, 10897–10904. [[CrossRef](#)]
71. Liu, F.; Gutes, A.; Laboriante, I.; Carraro, C.; Maboudian, R. Graphitization of N-Type Polycrystalline Silicon Carbide for on-Chip Supercapacitor Application. *Appl. Phys. Lett.* **2011**, *99*, 112104. [[CrossRef](#)]

Disclaimer/Publisher's Note: The statements, opinions and data contained in all publications are solely those of the individual author(s) and contributor(s) and not of MDPI and/or the editor(s). MDPI and/or the editor(s) disclaim responsibility for any injury to people or property resulting from any ideas, methods, instructions or products referred to in the content.