

Relative dynamics of quantum vortices and massive cores in binary BECs

Original

Relative dynamics of quantum vortices and massive cores in binary BECs / Bellettini, A., Richaud, A., Penna, V.. - In: THE EUROPEAN PHYSICAL JOURNAL PLUS. - ISSN 2190-5444. - STAMPA. - 138:8(2023). [10.1140/epjp/s13360-023-04294-6]

Availability:

This version is available at: 11583/2981634 since: 2023-09-05T08:31:40Z

Publisher:

Springer

Published

DOI:10.1140/epjp/s13360-023-04294-6

Terms of use:

This article is made available under terms and conditions as specified in the corresponding bibliographic description in the repository

Publisher copyright

(Article begins on next page)



Relative dynamics of quantum vortices and massive cores in binary BECs

Alice Bellettini^{1,a}, Andrea Richaud^{2,3,b} , Vittorio Penna^{1,c}

¹ Department of Applied Science and Technology, Politecnico di Torino, Corso Duca degli Abruzzi, 24, 10129 Torino, Italy

² Scuola Internazionale Superiore di Studi Avanzati (SISSA), Via Bonomea 265, 34136 Trieste, Italy

³ Departament de Física, Universitat Politècnica de Catalunya, Campus Nord B4-B5, 08034 Barcelona, Spain

Received: 15 April 2023 / Accepted: 17 July 2023

© The Author(s) 2023

Abstract We study the motion of superfluid vortices with filled massive cores. Previous point-vortex models already pointed out the impact of the core mass on the vortex dynamical properties, but relied on an assumption that is questionable in many physical systems where the immiscibility condition is barely satisfied: the fact that the massive core always lays at the very bottom of the effective confining potential constituted by the hosting vortex. Here, we relax this assumption and present a new point-vortex model where quantum vortices are harmonically coupled to their massive cores. We thoroughly explore the new dynamical regimes offered by this improved model; we then show that the functional dependence of the system normal modes on the microscopic parameters can be correctly interpreted only within this new generalized framework. Our predictions are benchmarked against the numerical simulations of coupled Gross–Pitaevskii equations for a realistic mixture of atomic Bose–Einstein condensates.

1 Introduction

Boson mixtures of dilute gases formed by two components can feature vortex configurations with massive cores, whose rich phenomenology has attracted considerable interest in the last two decades. Controlled by the interplay of repulsive inter-species and intra-species interactions, one of the two components can thicken in the vortex cores of the other component, where the vortices play the role of a local trapping potential. This leads to a complete phase separation, the immiscibility regime, for sufficiently strong inter-species interaction.

Vortices characterized by filled cores, experimentally realized in mixtures with different hyperfine components [1, 2], have been theoretically investigated in Refs. [3–6] to explore their stability and phase-separation properties and have been involved as well in the study of multi-vortex lattices in rotating condensates. In particular, phase separation plays a crucial role in the formation of such structures [7], in determining the properties of their phase diagram [8], and in the mixing dynamics of Skyrmion lattices [9, 10]. In the last decade, a renewed interest for this class of systems has highlighted unexplored dynamical behaviours and complex properties, due to the possibility of combining analytical tools with improved numerical techniques and resources. A variety of aspects and effects have been investigated which include, in the immiscible regime, the formation of vortices with massive cores in the form of stable vortex-bright soliton structures [11], vortex-bright soliton dipoles and the tunnelling of the soliton component [12], and their dynamics with unequal dispersion coefficients [13]. On the other hand, in the miscible regime, the two species do not separate and exhibit the formation of vortex states representing magnetic defects [14], and configurations with vortices [15, 16] or half-vortices [17, 18] in both the components, where the cores correspond to density peaks of the other species. Again in the miscible regime, the phase diagram of complex topological-defect states, for a rotating binary condensate, has been determined as a function of the spatial separation and the angular velocity [19], while the angular-momentum exchange in vortex-bright soliton structures has been related to the miscibility of the two components [20]. Also, stable multiply quantized, giant vortices have theoretically proven to exist [21], and the emergence of vortex dimer and trimer bound states has been related to the vortex pair interaction [22].

Recently, it has been shown that the dynamics of 2D massive vortices in a mixture of components a and b is described by Lorentz-like electromagnetic ODEs [23, 24], where the a density plays the role of the magnetic field intensity and the vortex interaction force is analogous to the two-dimensional (2D) electric force. The b core mass adds a classical kinetic energy term. This point-like model allows for the description, in the immiscible regime, of a system of stable vortices via a set of coordinates or degrees of freedom, where the comparison with the mean-field Gross–Pitaevskii (GP) equations has been satisfactory. However, one of the assumptions of the aforementioned point-vortex model (see also Refs. [24–28]) is that the centre of the massive core *always* coincides with that of

^a e-mail: alice.bellettini@polito.it

^b e-mail: andrea.richaud@upc.edu (corresponding author)

^c e-mail: vittorio.penna@polito.it

the hosting quantum vortex. This is, a priori, questionable, especially when the immiscibility condition is barely met, as the massive core may, in principle, oscillate around the vortex centre.

Here, we overcome this constraint and extend the massive point-vortex model by treating the vortex and its massive core as two different dynamical objects, associated with two different sets of dynamical variables. In the point-like derivation, we assimilate the coupling energy to that of a restoring spring. Besides, we extract numerical data from the simulation of GP equations and use them to investigate the vortex-massive core *real* dynamics and to validate our analytical model. As previously observed [24], the first striking effect of the second species is a qualitative change of trajectory. Normally, a massless vortex in a 2D disc moves of uniform circular motion. In presence of a second species, characteristic radial oscillations arise as the hallmark of the inertial character of the core mass. Specifically, we find that our new model overcomes the previous one in predicting the dependency of the radial oscillations from the inter-species coupling parameter g_{ab} . This dependency was not intrinsic in the previous model as it did not include the parameter g_{ab} at all. We wish to remark that the predictions of our analytical model are confirmed by the analysis of the system eigenfrequencies as extracted from GP simulations, despite the fact that there is no significant relative motion between the vortex and its massive core, in agreement with the recent results of Ref. [29].

Our manuscript is organized as follows: in Sec. 2 we present the physical system and derive an effective point-vortex model where vortices are harmonically coupled to massive cores. In Sec. 3, we extensively explore the new dynamical regimes and the effects predicted by such improved point-vortex model, pointing out some important fully analytical properties. Section 4 is concerned with numerical simulations of coupled GP equations, followed by suitable extractions of the vortices’ and massive cores’ trajectories. The comparison between numerical results and analytical predictions is extensively discussed. Eventually, Sec. 5 is devoted to the concluding remarks and sketches some possible future research directions.

2 Point-like model for vortices harmonically coupled to massive cores

We consider a two-component BEC strongly confined along the z -direction by a harmonic trap characterized by a harmonic-oscillator length d_z . Its dynamics is described, at the mean-field level, by two coupled GPEs

$$i\hbar \frac{\partial \psi_i}{\partial t} = \left(-\frac{\hbar^2 \nabla^2}{2m_i} + V_{\text{tr}} + \sum_{j=a,b} g_{ij} |\psi_j|^2 \right) \psi_i, \quad i = a, b \tag{1}$$

where ψ_a and ψ_b are the macroscopic wavefunctions associated with the two components, whose norm is $N_i = \int |\psi_i|^2 d^2r$, with $i = a, b$. The model parameters m_a and m_b represent the atomic masses of the two components, while $g_{ij} = \sqrt{2\pi} \hbar^2 a_{ij} / (m_{ij} d_z)$ represent the intra- and inter-species couplings, which depend on the s -wave scattering lengths a_{ij} and on the effective masses $m_{ij} = (m_i^{-1} + m_j^{-1})^{-1}$ [30]. The term V_{tr} is the confining potential, which is taken to be a circular hard-wall potential; in the strongly interacting Thomas–Fermi regime ($N_i a_{ii} \gg d_z$), the equilibrium density is almost homogeneous within such a trap and thus better represents a portion of an extended quasi-2D superfluid system. Equation (1) in the immiscible regime $g_{ab} > \sqrt{g_a g_b}$ admits a notable class of solutions, namely a vortex in component a filled by $N_b \ll N_a$ b -component particles.

2.1 Lagrangian variational approach

In general, the essential time evolution of the complex fields ψ_a and ψ_b can be captured according to a time-dependent variational approximation [24, 31, 32]. This technique allows one to bypass the need of solving Eqs. (1) and to reduce the dynamics of complex fields ψ_a and ψ_b to that of few selected time-dependent variational parameters. For the present problem, the ansatz

$$\psi_a = \sqrt{n_a - n_a} e^{-|\mathbf{r}-\mathbf{r}_v(t)|^2/\sigma_a^2} e^{i\theta_a} \quad \text{for } |\mathbf{r}| < R \tag{2}$$

is such that its density field $|\psi_a|^2$ is uniform within the hard-wall trap of radius R , apart from a Gaussian-like hole centred at \mathbf{r}_v and having width σ_a . As regards the phase field

$$\theta_a = \arctan\left(\frac{y - y_v}{x - x_v}\right) - \arctan\left(\frac{y - y'_v}{x - x'_v}\right), \tag{3}$$

it features singularities at $|\mathbf{r}_v| < R$ and at $|\mathbf{r}'_v| > R$, where $(x'_v, y'_v) := \mathbf{r}'_v = \mathbf{r}_v R^2/r_v^2$. The first one coincides with the centre of the Gaussian-like hole and thus represents an actual vortex, while the second one is the so-called image vortex, originating from the presence of the circular boundary and ensuring that the a -component velocity field $\mathbf{v}_a \propto \nabla\theta_a$ is purely tangential to it.

In the same spirit of Ref. [24], we assume that b -component bosons are described by a Gaussian wavefunction

$$\psi_b(\mathbf{r}) = \left(\frac{N_b}{\pi\sigma_b^2}\right)^{1/2} e^{-|\mathbf{r}-\mathbf{r}_c(t)|^2/2\sigma_b^2} e^{i\mathbf{r}\cdot\boldsymbol{\alpha}(t)} \tag{4}$$

but, as opposed to our previous study, in this work we take into account the possible *relative motion* between the vortex and its massive core. Therefore, in general, $\mathbf{r}_v \neq \mathbf{r}_c$, a circumstance resulting in an increased number of time-dependent variational parameters and thus in a more accurate modelling of the physical problem.

Substituting time-dependent variational ansatzes (2) and (4) in the field Lagrangian

$$L_{GP}[\psi_a, \psi_b] = \sum_{i=a,b} \left[\frac{i\hbar}{2} \int d^2r \left(\psi_i^* \frac{\partial \psi_i}{\partial t} - \frac{\partial \psi_i^*}{\partial t} \psi_i \right) - \int d^2r \left(\frac{\hbar^2}{2m_i} |\nabla \psi_i|^2 + V_{tr} |\psi_i|^2 + \frac{g_i}{2} |\psi_i|^4 \right) - g_{ab} \int d^2r |\psi_a|^2 |\psi_b|^2 \right] \tag{5}$$

[generating Euler–Lagrange Eq. (1)], and after integrating out the fields’ degrees of freedom, one obtains the following effective Lagrangian, up to additive constant terms

$$L = \hbar n_a \pi \dot{\mathbf{r}}_v \times \mathbf{r}_v \cdot \hat{\mathbf{z}} - \frac{n_a \pi \hbar^2}{m_a} \log \left[1 - \left(\frac{r_v}{R} \right)^2 \right] + \frac{1}{2} N_b m_b \dot{\mathbf{r}}_c^2 - g_{ab} n_a N_b \sigma_{ab} |\mathbf{r}_v - \mathbf{r}_c|^2 \tag{6}$$

where the density–density repulsion energy [see the term $\propto g_{ab}$ in Eq. (5) and appendix (1)] has been expanded to the second order in the displacement $|\mathbf{r}_v - \mathbf{r}_c|$ and where $\sigma_{ab} = \sigma_a^2 / (\sigma_a^2 + \sigma_b^2)^2$. We remark that, as opposed to the massive-point vortex model presented in Refs. [23–25, 33], in this model, vortices and massive cores are described by different sets of dynamical variables.

The associated Euler–Lagrange equations

$$2\pi \hbar \dot{\mathbf{r}}_v \times \hat{\mathbf{z}} = \frac{\hbar^2}{m_a} \frac{\mathbf{r}_v}{R^2 - r_v^2} + 4\pi g_{ab} N_b \sigma_{ab} (\mathbf{r}_c - \mathbf{r}_v), \tag{7}$$

$$m_b N_b \ddot{\mathbf{r}}_c = -2g_{ab} \sigma_{ab} n_a N_b (\mathbf{r}_c - \mathbf{r}_v) \tag{8}$$

show that the vortex velocity $\dot{\mathbf{r}}_v$ not only depends on the vortex position \mathbf{r}_v (as is customary the case for a standard superfluid vortex [32]), but also on the position \mathbf{r}_c of its massive core, which is in turn subjected to a recoil force towards the vortex centre. On the other hand, the motion equation for $\mathbf{r}_v(t)$ is of first order, in analogy with well-established (massless) point-vortex models [32, 34–45], but unlike the massive-point vortex model discussed in Refs. [23–26, 33, 46] where the time evolution of vortex positions is governed by second-order motion equations. Eventually, it is worth remarking that, upon multiplying both sides of Eq. (7) for the 2D number density n_a , all terms have the dimensions of a force. In this optics, one can conclude that the (massless) vortex moves to ensure that the total force acting on it is zero, which is exactly the Magnus effect [25]. For $g_{ab} \rightarrow \infty$ and $\mathbf{r}_c \rightarrow \mathbf{r}_v$, the two equations reduce to the previous model ones, as in Ref. [24].

2.2 Hamiltonian description

We introduce the equivalent description of the system dynamics within the Hamiltonian framework, which will prove particularly convenient for the study of the system’s normal modes and of their properties (see Sec. 3). Preliminarily, we compute the canonical momenta of the vortex

$$\mathbf{p}_v = \partial L / \partial \dot{\mathbf{r}}_v = \frac{n_a \hbar}{2} \mathbf{r}_v \times \hat{\mathbf{z}} \tag{9}$$

and of the massive core

$$\mathbf{p}_c = \partial L / \partial \dot{\mathbf{r}}_c = m_b N_b \dot{\mathbf{r}}_c, \tag{10}$$

and observe that, while the second momentum exhibits the expected linear dependence on the velocity, the first one is structurally different as the momentum components of the vortex depend on the vortex-position coordinates. The presence of constraints between canonical variables apparently prevents the transition to the Hamilton formalism. This pathology is removed by applying the Dirac procedure for constrained Hamiltonian systems [47, 48] which allows one to derive new Dirac-Poisson brackets incorporating the dynamical constraints. In the current case, the new brackets read

$$\{A, B\} = \frac{1}{\hbar n_a} \left(\frac{\partial A}{\partial x_v} \frac{\partial B}{\partial y_v} - \frac{\partial B}{\partial x_v} \frac{\partial A}{\partial y_v} \right) + \frac{\partial A}{\partial x_c} \frac{\partial B}{\partial p_{x_c}} - \frac{\partial B}{\partial x_c} \frac{\partial A}{\partial p_{x_c}} + \frac{\partial A}{\partial y_c} \frac{\partial B}{\partial p_{y_c}} - \frac{\partial B}{\partial y_c} \frac{\partial A}{\partial p_{y_c}}, \tag{11}$$

with the Hamiltonian

$$H = \frac{\hbar^2 n_a}{4\pi m_a} \log \left[1 - \left(\frac{r_v}{R} \right)^2 \right] + \frac{\mathbf{p}_c^2}{2m_b N_b} + g_{ab} \sigma_{ab} n_a N_b |\mathbf{r}_v - \mathbf{r}_c|^2. \tag{12}$$

The effect of Dirac’s method is clearly visible in formula (11) where x_v and y_v have the status of canonically conjugate variables. This property, extended to many-vortex systems, allows for the derivation of Helmholtz-Kirchhoff equations within the Hamilton picture [49].

Upon defining the vector of dynamical variables $\mathbf{z} = (x_v, y_v, x_c, y_c, p_{x_c}, p_{y_c})$, the Hamilton motion equations are given by

$$\dot{\mathbf{z}} = \{\mathbf{z}, H\} \tag{13}$$

which are indeed equivalent to Eqs. (7 and 8). The canonical angular momenta for the vortex and the mass read

$$\mathbf{l}_v = \mathbf{r}_v \times \mathbf{p}_v = -\frac{\hbar n_a}{2} r_v^2 \hat{\mathbf{z}} \tag{14}$$

$$\mathbf{l}_c = \mathbf{r}_c \times \mathbf{p}_c = m_b N_b \mathbf{r}_c \times \dot{\mathbf{r}}_c, \tag{15}$$

respectively. Due to the planar character of the mass and vortex motions, the two angular momenta \mathbf{l}_v and \mathbf{l}_c are aligned with the z axis as well as the total angular momentum $\mathbf{L} = L_z \hat{\mathbf{z}} = \mathbf{l}_v + \mathbf{l}_c$. Then, one easily verifies that $\{L_z, H\} = 0$, a conservation property which comes from the rotational symmetry of the system.

We remark that, while \mathbf{l}_c corresponds to the expectation value $\langle \hat{\mathbf{L}} \rangle_{\psi_b}$ of the angular-momentum $\hat{\mathbf{L}}$ evaluated with respect to ansatz (4), one can easily verify that \mathbf{l}_v differs from $\langle \hat{\mathbf{L}} \rangle_{\psi_a} = \hbar n_a (R^2 - r_v^2) / 2 \hat{\mathbf{z}}$ [computed using ansatz (2) in the limit $\sigma_a \rightarrow 0$] due to a constant additive term $\hbar n_a R^2 / 2$. This difference does not constitute an issue since Lagrangians are known to be defined up total time derivatives. By defining the Lagrangian $L' := L + \hbar n_a \pi R^2 (d\theta_v/dt)$ one obtains the same motion equations of Lagrangian (6) together with the expected vortex angular momentum $\mathbf{l}_v = \langle \hat{\mathbf{L}} \rangle_{\psi_a}$.

2.3 Uniform circular orbits

Equations (7) and (8) admit a notable class of solutions, such that both the vortex and its massive core exhibit a uniform circular motion with angular frequency Ω . In this case, the trajectory can be parametrized as

$$x_v = \tilde{r}_v \cos(\Omega t), \quad y_v = \tilde{r}_v \sin(\Omega t), \tag{16}$$

$$x_c = \tilde{r}_c \cos(\Omega t), \quad y_c = \tilde{r}_c \sin(\Omega t), \tag{17}$$

where \tilde{r}_v and \tilde{r}_c are time-independent quantities depending on Ω (and on the other model parameters) whose defining equations are discussed in Appendix (1). Although the analytic expression of the orbits’ radii $\tilde{r}_v(\Omega)$ and $\tilde{r}_c(\Omega)$ is rather complex, it is possible to point out some remarkable properties. Their ratio

$$\frac{\tilde{r}_c}{\tilde{r}_v} = \frac{2g_{ab} n_a \sigma_{ab}}{2g_{ab} n_a \sigma_{ab} - m_b \Omega^2} \tag{18}$$

is always greater than 1 because the massive core is subject to an effective centrifugal force and tends to 1^+ for $g_{ab} \rightarrow +\infty$ (highly immiscible species). In this limit, as shown in Appendix (1), one recovers the results of Ref. [24], i.e.

$$\Omega_0^{(+)} = \frac{1 + \sqrt{1 - 2\mu/(1 - r_0^2)}}{\mu} \tag{19}$$

and

$$\Omega_0^{(-)} = \frac{2/(1 - r_0^2)}{1 + \sqrt{1 - 2\mu/(1 - r_0^2)}} \tag{20}$$

here expressed in units of $\hbar/(m_a R^2)$ (frequency) and R (length), where $\mu = m_a N_a / (m_b N_b)$ represents the mass imbalance, $r_0 := \tilde{r}_0 / R$ is the effective radius, and $\tilde{r}_v, \tilde{r}_c = \tilde{r}_0$ (see also Fig. 1). Moreover, in the massless limit $N_b \rightarrow 0$, $\Omega_0^{(+)}$ diverges (and thus turns unphysical), while $\Omega_0^{(-)}$ reduces to $\Omega = \hbar/[m_a (R^2 - r_v^2)]$, the well-known frequency for a vortex inside a circular boundary [32].

Fig. 1 Functional dependence of Eqs. (19) (dashed line) and (20) (solid line) on the normalized radial distance r_0 for $\mu = 0.05$

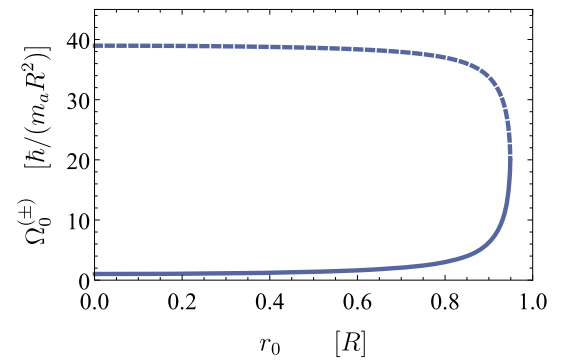
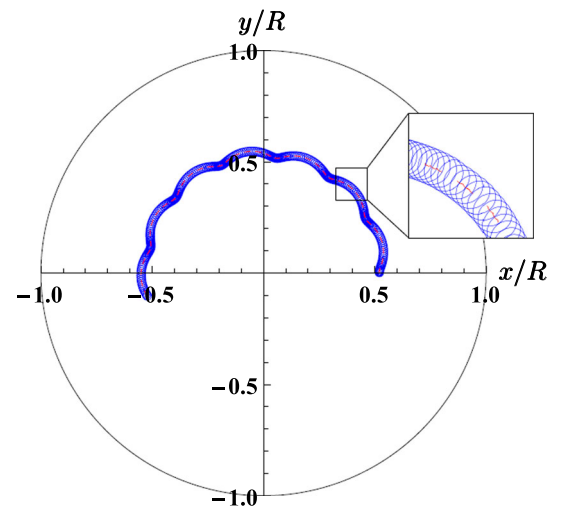


Fig. 2 Numerical solution of Eqs. (7 and 8). Solid blue (red dashed) line corresponds to the trajectory of the vortex (massive core). The inset allows one to appreciate the rapid precession of the vortex around its massive core. The frequency of their rapid precession can be estimated by Eq. (25). The microscopic parameters are those of a $^{23}\text{Na} + ^{39}\text{K}$ -mixture [50]. In particular, the interspecies scattering length is taken to be $a_{12} = 24 a_0$ (where a_0 is the Bohr radius), $d_z = 0.4 \mu\text{m}$, $\sigma_a = 5 \mu\text{m}$, $\sigma_b = 4 \mu\text{m}$, $N_a = 10^5$, $N_b = 5 \times 10^3$, $R = 50 \mu\text{m}$. The dynamics is triggered by perturbing the overall uniform circular orbit corresponding to a radius of $R/2$. The dynamics has been simulated for $\Delta t = 2 s$



3 Normal modes

Small perturbations of the uniform circular orbits discussed in Sec. 2.3 trigger small-amplitude oscillations and result in more complex trajectories. A typical example is presented in Fig. 2, where one can appreciate, besides an overall motion of precession around the trap centre at frequency $\sim \Omega$, two additional modes: a radial oscillation of the vortex-massive-core complex, and a circular motion of precession of the vortex around its massive core. While the former has been already described in Ref. [24] and explained to be the hallmark of the core’s inertial mass, the latter consists in a relative motion between the quantum vortex and its massive core and could not be predicted within previous approaches [23, 24], which relied on the approximation $\mathbf{r}_v \equiv \mathbf{r}_c$. Interestingly, the direction of the precession of the vortex around its massive core (clockwise in Fig. 2) is *opposite* with respect to that of the vortex-massive-core complex around the tarp centre (anticlockwise in Fig. 2).

3.1 Linear response

The dynamical stability of the uniform circular orbits discussed in Sec. 2.3, as well as the analysis of the system’s normal modes, is carried out according to the standard techniques from dynamical systems theory. One starts from Lagrangian (6) written in the laboratory reference frame xOy , and then switches to a reference frame XOY , rotating at angular frequency Ω , by means of the transformations

$$x_i = X_i C(t) - Y_i S(t), \quad y_i = X_i S(t) + Y_i C(t), \tag{21}$$

where $C(t) = \cos(\Omega t)$, $S(t) = \sin(\Omega t)$ and $i = (v, c)$ (the velocities transform accordingly). The Hamiltonian H_{rot} of the system in this new reference frame is readily computed (notice that it is formally equivalent to $H - \Omega L_z$). The six Hamilton equations are

written as $\dot{\mathbf{Z}} = \mathbb{E}(\nabla H_{\text{rot}}^T)$ [their explicit expression is given in Appendix (1)], where $\mathbf{Z} = (X_v, Y_v, X_c, Y_c, P_X, P_Y)^T$ is the vector of dynamical variables, i.e. the generalized coordinates and their momenta in the rotating frame, and

$$\mathbb{E} = \begin{pmatrix} 0 & \frac{1}{\hbar n_a} & 0 & 0 & 0 & 0 \\ -\frac{1}{\hbar n_a} & 0 & 0 & 0 & 0 & 0 \\ 0 & 0 & 0 & 0 & 1 & 0 \\ 0 & 0 & 0 & 0 & 0 & 1 \\ 0 & 0 & -1 & 0 & 0 & 0 \\ 0 & 0 & 0 & -1 & 0 & 0 \end{pmatrix} \tag{22}$$

is a suitable symplectic matrix (notice that x_v and y_v are canonically conjugate, as is customary in classical nonviscous hydrodynamics [35], while the massive core is associated with actual pairs of coordinates and conjugate momenta). The fixed points of this dynamical system correspond to the uniform circular orbits discussed in Sec. 2.3. Then one computes the Hessian matrix \mathbb{H} and the Jacobian matrix $\mathbb{J} = \mathbb{E}\mathbb{H}$ associated with the dynamical system (see Appendix (1)) and evaluates the latter at the previously found fixed points (see Sec. IV of Ref. [51] for a detailed explanation). The eigenvalues of \mathbb{J} characterize the stability of the fixed point (namely the uniform circular orbit in the laboratory frame): if they are purely imaginary (have a nonzero real part), then the fixed point is dynamically stable (unstable). The imaginary parts ω_j of the eigenvalues $\lambda_j = \pm i\omega_j$ represent the eigenfrequencies of the system’s normal modes (we remark that a pair of eigenvalues is always zero, a circumstance which originates from the presence of a conserved quantity, namely $\mathbf{l} \cdot \hat{\mathbf{z}}$).

In the following, we use the symbol ω_1 to denote the frequency of the very rapid precession of the vortex around its massive core (see the inset of Fig. 2) and the symbol ω_2 to indicate the frequency of the radial oscillations of the vortex-massive-core complex (see the main panel of Fig. 2).

3.2 Eigenfrequencies of a vortex-massive-core at the trap centre

While for generic values of R , g_{ab} , and N_b , the eigenfrequencies ω_1 and ω_2 do not exhibit simple analytic expressions, it is instructive to discuss their properties for $\tilde{r}_c = \tilde{r}_v = 0$. In this case, in fact, the vortex and its massive core both lie at the trap centre, a circumstance which implies that the image vortex is infinitely far and hence does not affect the system dynamics. Under these hypotheses, the eigenfrequencies can be written as:

$$\omega_1^0 = \frac{\gamma_{ab}\sqrt{2}}{\hbar m_b} \sqrt{1 + \frac{\hbar^2 n_a}{\gamma_{ab} N_b}} + \sqrt{1 + 2 \frac{\hbar^2 n_a}{\gamma_{ab} N_b}}, \tag{23}$$

$$\omega_2^0 = \frac{\gamma_{ab}\sqrt{2}}{\hbar m_b} \sqrt{1 + \frac{\hbar^2 n_a}{\gamma_{ab} N_b}} - \sqrt{1 + 2 \frac{\hbar^2 n_a}{\gamma_{ab} N_b}}, \tag{24}$$

with $\gamma_{ab} = g_{ab}\sigma_{ab}m_b N_b$. Interestingly, in the limit of high immiscibility $g_{ab} \rightarrow +\infty$, the rapid-precession frequency ω_1^0 diverges and thus turns unphysical, while the oscillation frequency of the overall transverse oscillations ω_2 tends to $\hbar n_a / (m_b N_b)$. The latter value exactly corresponds to the small-oscillation frequency computed in Ref. [24].

The limit of large N_b , describing a very heavy massive core, provides another interesting case. In this circumstance, the large inertia of the massive core dominates the dynamics of the overall system, and transverse radial oscillations of the vortex-massive-core complex are prohibited, i.e. $\omega_2 = 0$. On the other hand, one can verify that, for N_b large enough

$$\omega_1^* \simeq \frac{2g_{ab}\sigma_{ab}N_b}{\hbar} \tag{25}$$

which is indeed a finite quantity. Notice, in this regard, that the latter value may have been derived directly from the inspection of Eq. (7) and, more specifically, by applying the classical counterpart of the Born-Oppenheimer approximation to it. Observing Fig. 2, in fact, one can notice the presence of a very rapid precession of the vortex around its massive core. Since, during a full precession cycle, the massive core can be regarded as stationary, one can neglect the time dependence of \mathbf{r}_c . Under this approximation, (and in the limit of large R), the effective dynamical equation of the vortex is thus

$$2\pi\hbar \dot{\mathbf{r}}_v \times \hat{\mathbf{z}} = 4\pi g_{ab} N_b \sigma_{ab} (\mathbf{r}_c - \mathbf{r}_v), \tag{26}$$

which depends on the only unknown $\mathbf{r}_v(t)$. The solution of this equation, formally equivalent to that of a charge in a constant magnetic field, corresponds to a uniform circular motion centred at \mathbf{r}_c whose precession frequency exactly corresponds to limit (25) derived above within the linear-response framework. We remark that, in this regime, the eigenfrequency ω_1 linearly depends on the coupling constant g_{ab} .

Fig. 3 Functional dependence of the two eigenfrequencies ω_1 (left panel) and ω_2 (right panel) with respect to the interspecies coupling g_{ab} . Blue dots correspond to numerical results, while grey dashed line corresponds to analytical predictions Eq. (25) [Eq. (27)] for the left (right) panel. Microscopic model parameters are those used in Fig. 2

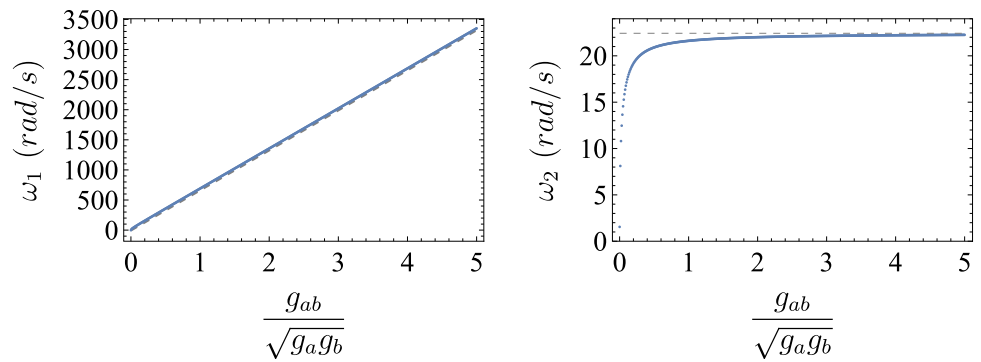
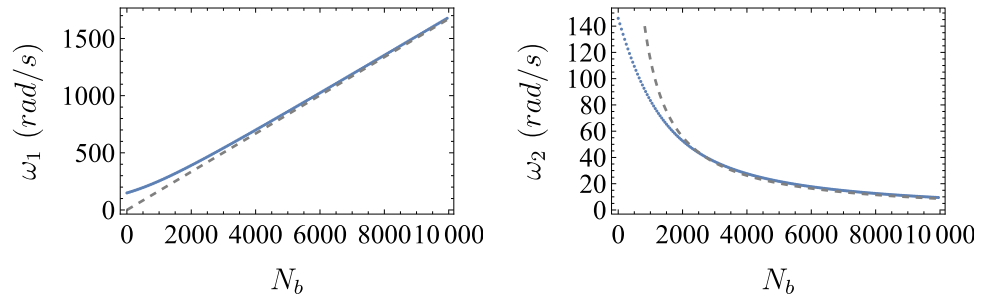


Fig. 4 Functional dependence of the two eigenfrequencies ω_1 (left panel) and ω_2 (right panel) with respect to the number of core particles N_b . Blue dots correspond to numerical results, while grey dashed lines correspond to analytical predictions [Eq. (25) for the left panel, and Eq. (27) for the right panel]. Microscopic model parameters correspond to the ones used in Figs. 2 and 3



With reference to Fig. 2, for example, over a simulated time interval of 2 s, the vortex performs 279 revolutions around its massive core, corresponding to a rate of 877 rad/s. These “experimental” data deviate less than 5% from the estimate one can obtain from Eq. (25), namely 836 rad/s, and less than 2% from the estimate provided by Eq. (23), i.e. 861 rad/s.

3.3 Eigenfrequencies of an off-centred vortex-massive-core complex

As already mentioned, the eigenfrequencies ω_1 and ω_2 can be written in closed form [see Eqs. (23) and (24)] only upon neglecting the presence of the circular trap. Already within this approximation, and, surprisingly, also upon introducing the further simplification that the massive core is stationary with respect to the fast precession of the massless vortex [see Eq. (25)], the analytical estimates of ω_1 are in good quantitative agreement with the results extracted from the full solution of the time-dependent dynamical equations.

In the following, we present a full-fledged analysis of the system eigenmodes, computed numerically taking into account the finite size (R) of the superfluid sample as well as the presence of the hard-wall circular boundary. Figure 3 illustrates the functional dependence of ω_1 and ω_2 with respect to the intercomponent repulsive interaction g_{ab} . As visible from the left panel, ω_1 features a persistently linear dependence on g_{ab} , signalling the fact that neither the overall motion of precession of the quantum-vortex-massive-core complex nor its transverse oscillations significantly affect this eigenmode, which is, instead, governed mainly by the effective attraction between the vortex and its massive core [see Eq. (26)].

As regards the right panel of Fig. 3, one can notice a strong dependence of ω_2 on the interspecies coupling. In the limit $g_{ab} \rightarrow 0^+$, in fact, ω_2 tends to zero, a circumstance signalling the fact that the quantum vortex, upon being disconnected from its massive core, loses its inertia and ceases to oscillate. In the opposite limit, i.e. for $g_{ab} \rightarrow +\infty$, ω_2 asymptotically approaches the limiting value

$$\omega_2^* = \frac{\hbar}{m_a R^2} \frac{2}{\mu} \sqrt{1 - \mu \frac{2 - \tilde{r}_0^2}{(1 - \tilde{r}_0^2)^2}} \tag{27}$$

where $\mu = m_b N_b / (m_a n_a \pi R^2)$ is the mass ratio, and \tilde{r}_0 is the position (given in units of R) of a massive core tightly bound to the centre of its hosting quantum vortex. This expression was indeed derived in Ref. [24] upon assuming $\mathbf{r}_v \equiv \mathbf{r}_c$, a constraint which is, in turn, consistent with the condition $g_{ab} \rightarrow +\infty$. In this case, in fact, the system tends to minimize the overlap between $|\psi_a|^2$ and $|\psi_b|^2$, thus resulting in a tight confinement of the massive core within its hosting quantum vortex. We remark that, unexpectedly, the oscillation frequency of the massive vortex depends on the spring constant $\propto g_{ab}$ because the presence of the image vortex can be interpreted as an external force.

Let us now turn to the analysis of the dependence of ω_1 and ω_2 on the number of b -component particles.

The left panel of Fig. 4 shows that ω_1 linearly depends on N_b for large values of N_b , the oblique asymptote being given by Eq. (25). Interestingly, the numerically obtained data deviate from the aforementioned asymptote for small values of N_b . One can verify that

$$\lim_{N_b \rightarrow 0} \omega_1^0 = \sqrt{\frac{2g_{ab}\sigma_{ab}n_a}{m_b}}, \tag{28}$$

a quantity which basically corresponds to the harmonic-oscillator frequency associated with Eq. (8) under the approximation that r_v is constant. Further comments will follow in Sec. 3.4. As regards ω_2 (right panel of Fig. 4), one can see that its functional dependence on N_b is well captured by Eq. (27) in the large N_b limit (blue dots are essentially on top of the grey dashed line). Nevertheless, as opposed to the behaviour predicted by Eq. (27), ω_2 does not diverge for $N_b \rightarrow 0$, but approaches a limiting value very close to quantity (28). This unexpected circumstance will be discussed in more detail in Sec. 3.4.

3.4 Light-core vortices and hybridization of the eigenmodes

As already mentioned, in the limit of very light massive cores ($N_b \rightarrow 0$), both ω_1 and ω_2 basically tend to quantity (28). In this circumstance, in fact, both eigenfrequencies reduce to those ones of an isotropic 2D harmonic oscillator, constituted by the light massive core trapped within a stationary harmonic potential. It is worth remarking that, if the centre of the harmonic potential is not stationary, but orbits at a rate Ω , then the original system’s eigenfrequencies $\omega_1 = \omega_2$ given by Eq. (28) modify as follows:

$$\omega_1 \rightarrow \omega'_1 := \omega_1 + \Omega, \quad \omega_2 \rightarrow \omega'_2 = \omega_2 - \Omega.$$

Upon increasing the value of N_b , the (quasi-)degeneracy of ω_1 and ω_2 is lifted (see Fig. 5) and, up to the first order in N_b , the two eigenfrequencies

$$\omega_1 \approx \sqrt{\frac{2g_{ab}\sigma_{ab}n_a}{m_b}} + \Omega + \frac{g_{ab}\sigma_{ab}}{h} N_b + \mathcal{O}(N_b^2) \tag{29}$$

$$\omega_2 \approx \sqrt{\frac{2g_{ab}\sigma_{ab}n_a}{m_b}} - \Omega - \frac{g_{ab}\sigma_{ab}}{h} N_b + \mathcal{O}(N_b^2) \tag{30}$$

symmetrically depart from quantity (28) [see also the two dashed lines on the left-hand side of Fig. 5a]. We remark that, in this limit, the normal modes consist only in the oscillations of the light massive core around a centre orbiting at frequency Ω , while the quantum vortex is basically unaffected [see Fig. 5b].

On the other hand, for large values of N_b , ω_1 and ω_2 are well approximated by Eq. (25) and Eq. (27), respectively [see grey dashed lines on the right-hand side of Fig. 5a]. In this limit, the structure of the normal modes is very different: the eigenmode associated with ω_1 consists in a very rapid precession of the quantum vortex around its massive core [see Eq. (26) and the relevant discussion], while that associated with ω_2 consists in radial oscillations of the quantum-vortex-massive-core complex [see Fig. 5c].

As visible from Fig. 5a, there exists a range of values of N_b (in this case $N_b \sim 1500$) where the analytical estimates of ω_1 and ω_2 valid for small (grey lines on the left-hand side) and large (grey lines on the right-hand side) values of N_b get (pairwise) similar. This implies that the two pairs of previously discussed normal modes “hybridize”, meaning that their shape [see Fig. 5b] inherits some properties of both parent eigenmodes. More specifically, the resulting eigenmodes involve the oscillations of both the quantum vortex and its massive core, thus resulting in rather complex trajectories, which, to the best of our knowledge, elude further analytical description.

4 Gross–Pitaevskii results

We compare the predictions of the analytical model discussed in Sec. 2 and Sec. 3 with numerical simulations of coupled Gross–Pitaevskii Eq. (1), which, in turn, well capture the essential physics of a Bose-Bose mixture at very low temperature.

We consider, in particular, a $^{23}\text{Na} + ^{39}\text{K}$ -mixture [label “a” (“b”) being associated with ^{23}Na (^{39}K)], featuring $a_a \approx 52 a_0$ and $a_b \approx 7.6 a_0$ (see the caption of Fig. 2 for the other microscopic parameters). This specific mixture is particularly suitable to test our analytical model because $m_b > m_a$ and $a_b < a_a$, meaning that the massive cores are relatively small and heavy, thus constituting a good physical implementation of a “massive point vortex”. We present the results of our numerical simulations, together with some observables and indicators extracted upon post-processing the raw numerical data as suitable.

We employ imaginary time propagation [i.e. Eq. (1) following the substitution $t \rightarrow -i\tau$] to prepare a state where a-component, confined in a disk-like domain of radius R , features an off-centred vortex, while b-component is localized within its core. This state is initially generated by imprinting a nontrivial phase field (unitary winding number) in ψ_a and is stabilized by the immiscible character ($g_{ab} > \sqrt{g_a g_b}$) of the two BECs. To avoid undesired drifts of the vortex-massive-core complex towards the trap boundary

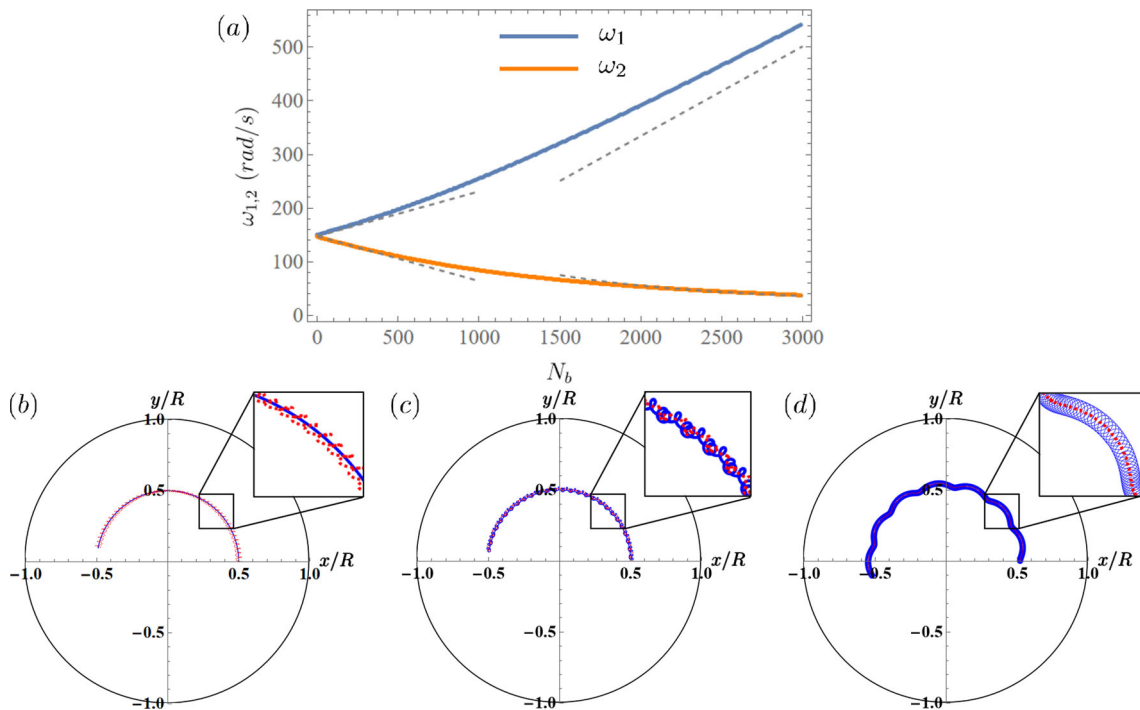


Fig. 5 Panel **a**: Functional dependence of the two eigenfrequencies ω_1 (blue line) and ω_2 (orange line) on the number of core particles N_b . They were computed numerically taking into account the finite size (R) of the superfluid sample. Grey dashed lines correspond to some analytical estimates: the upper left grey line corresponds to Eq. (29), lower left grey line corresponds to Eq. (30), upper right grey line corresponds to Eq. (25), while the lower right grey line corresponds to Eq. (27). Panels **b–d** illustrate the detailed structure of the normal modes for three different values of the mass ratio μ . **b** corresponds to $\mu = 10^{-5}$, a regime where the very light massive core basically oscillates within the hosting vortex, which plays the role of an isotropic 2D harmonic trap (and whose trajectory is almost unaffected by the presence of the massive core). Panel **d** corresponds to $\mu = 1.7 \times 10^{-2}$, a regime where the quantum vortex exhibits a very rapid precession around its massive core and the whole complex features radial oscillations. Panel **c** corresponds to $\mu = 8.5 \times 10^{-2}$, a regime where the aforementioned normal modes get hybridized and result in rather complex trajectories, which cannot be easily described. The same microscopic model parameters of Fig. 2 were used, with $N_b = 1, 10^3, 5 \times 10^3$ for panel **b–d**, respectively

[52] (we recall that the imaginary-time propagation is a fictitious dynamics and does not conserve the energy), we make use of a strong and sharp Gaussian pinning potential acting only on ψ_a and whose centre coincides with the centre of the b -component wavepacket. We also consider a frame rotating at angular frequency Ω , a circumstance corresponding to the introduction of the term $-\Omega \hat{L}_z$ (where \hat{L}_z is the third component of the angular-momentum operator) in Eq. (1) for both components. The value of Ω is chosen according to massive point vortex model (7) and (8) to support a nonzero precession velocity $\dot{\mathbf{r}}_{c,v} = \boldsymbol{\Omega} \times \mathbf{r}_{c,v}$ of the vortex-massive-core complex.

The wavefunctions output by the imaginary-time propagation are taken as initial conditions for the real-time evolution, which is performed in the absence of both the pinning potential and the rotation frequency. We remark that, in order to excite the system’s normal modes (see also Sec. 4.1 and Sec. 4.2), ψ_b is preliminary perturbed as follows: $\psi_b \rightarrow \psi'_b := \psi_b e^{i\mathbf{r} \cdot \boldsymbol{\alpha}}$, where $\boldsymbol{\alpha} = m_b(\Delta \dot{\mathbf{r}}_c)/\hbar$ and $\Delta \dot{\mathbf{r}}_c$ is the perturbation which is imparted to the core’s velocity. In the absence of this perturbation, i.e. for $\boldsymbol{\alpha} = \mathbf{0}$, the vortex and its massive core would exhibit a simple uniform precession around the origin.

4.1 Trajectories

While performing the real-time evolution of ψ_a and of (the perturbed) ψ_b , we track and record the positions $\mathbf{r}_c(t)$ and $\mathbf{r}_v(t)$ of both the massive core and its hosting vortex. The former is computed according to the well-known formula

$$\mathbf{r}_c = \frac{1}{N_b} \int \mathbf{r} |\psi_b|^2 d^2\mathbf{r} \tag{31}$$

while the latter demands a different approach since the vortex corresponds to a density depletion. One may define \mathbf{r}_v as the position of the local minimum of $|\psi_a|^2$, but this choice would lead to a rather noisy output, reminiscent of the discrete sampling of ψ_a (i.e. of the real-space mesh). Instead, we found it convenient to follow the following procedure: *i*): construct $\tilde{\psi}_a$ by cropping $|\psi_a|^2$ to a circle of radius $0.9 R$ thus getting rid of the tiny annulus (having width $\sim \xi_a$, where ξ_a is the healing length associated with ψ_a) over which the density profile $|\psi_a|^2$ decays from its bulk value down to zero; *ii*) determine $\mathcal{M}_a := \max |\psi_a|^2$ and define the new density-like distribution $|\Psi_a|^2 := \mathcal{M}_a - |\psi_a|^2$, which is positive definite by construction. In this way, density depletions in $|\psi_a|^2$

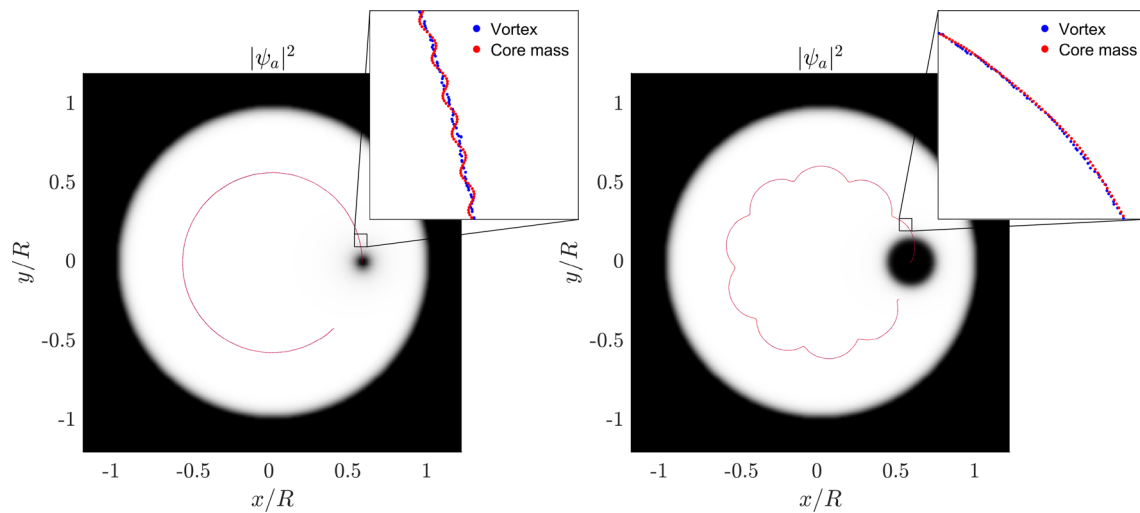


Fig. 6 Trajectories of the quantum vortex and its massive core as extracted from numerical simulations of coupled GP Eq. (1) according to formulas (31) and (32). Left panel: light-core regime, obtained for $N_b = 1$. The inset shows that the massive core oscillates within its quantum vortex, as predicted by the analytical model [see Fig. 5b and Sec. 3.4]. Right panel: moderate-weight-core regime, obtained for $N_b = 5 \times 10^3$, $N_a = 10^5$. In agreement with the analytical model, the trajectories feature overall radial oscillations resulting in a multi-lobed trajectory [see Fig. 5d and Sec. 3.3]. But, as opposed to the predictions of the analytical model, there is no trace of the rapid precession of the quantum vortex around its massive core (see inset). The microscopic model parameters are listed in the caption of Fig. 2

are mapped to density peaks in $|\Psi_a|^2$, thus naturally offering the possibility of using a formula of the type (31); *iii*) the vortex centre can now be defined as

$$\mathbf{r}_v = \frac{\int \mathbf{r} |\Psi_a|^2 d^2 \mathbf{r}}{\int |\Psi_a|^2 d^2 \mathbf{r}}, \quad (32)$$

which manifestly involves the *weighted average* of a fictitious density distribution.

The plot of $\mathbf{r}_c(t)$ and $\mathbf{r}_v(t)$ as extracted from the real-time simulations of Eq. (1) according to formulas (31) and (32) is illustrated in Fig. 6 for two different values of N_b .

For small values of $N_b \ll N_a$ (see left panel), the massive core oscillates within its hosting quantum vortex, which, instead, travels along an (almost) unaffected uniform circular orbit. This phenomenology is qualitatively analogous to that illustrated in Fig. 5b and discussed in Sec. 3.4.

For larger values of N_b/N_a , the analytical model predicts radial oscillations of the massive-core-quantum-vortex complex associated with a very rapid precession of the quantum vortex around its massive core [see Fig. 5d]. Our extensive numerical experiments indeed confirm the occurrence of the former phenomenon, resulting in a multi-lobed overall trajectory, but do not provide evidence of the latter (see right panel of Fig. 6). We argue that this discrepancy is not due to the thickness of the adopted spatial mesh, which should indeed allow to resolve this rapid precession, if it was present. Instead, we believe that the total lack of this feature is intrinsic to the physical system under investigation and may be ascribed either to a fast dissipation of such oscillations into sound, or to the partial validity of the assumptions of the analytical model presented in Sec. 2, i.e. the fact that the vortex profile is actually not static, but can deform so to adjust, at any time, to the instantaneous effective potential landscape represented by the peaked $|\psi_b|^2$.

Altogether, the trajectories illustrated in Fig. 6 disclose rather elusive phenomena, either because the relative motion between the vortex and its massive core is not visible (moderate-mass-core case, see right panel of Fig. 6) in GP simulations, or because such relative displacement may be so small (we recall that it would be of the order of the a -component healing length) that a direct experimental detection may be not possible (light-mass-core case, see left panel of Fig. 6). As we will show in Sec. 4.2, this is not the whole story, since there exists a well-defined and experimentally accessible physical observable which unambiguously discloses the signature of the *finite* coupling between the vortex and its massive core.

4.2 Lobes frequency

As already mentioned in Sec. 3.3 (see also the right panel of Fig. 3), in the moderate-mass-core case, the eigenfrequency ω_2 , which is proportional to the number of lobes in the overall trajectory of the quantum-vortex-massive-core complex, strongly depends on the intercomponent repulsion g_{ab} . We remark that this nontrivial dependence could *not* be appreciated in the framework of the previously proposed massive-point-vortex model [23–25] as g_{ab} did not play any explicit role (one only relied the assumption that g_{ab} was large enough to ensure a tight confinement of the massive core within its hosting quantum vortex).

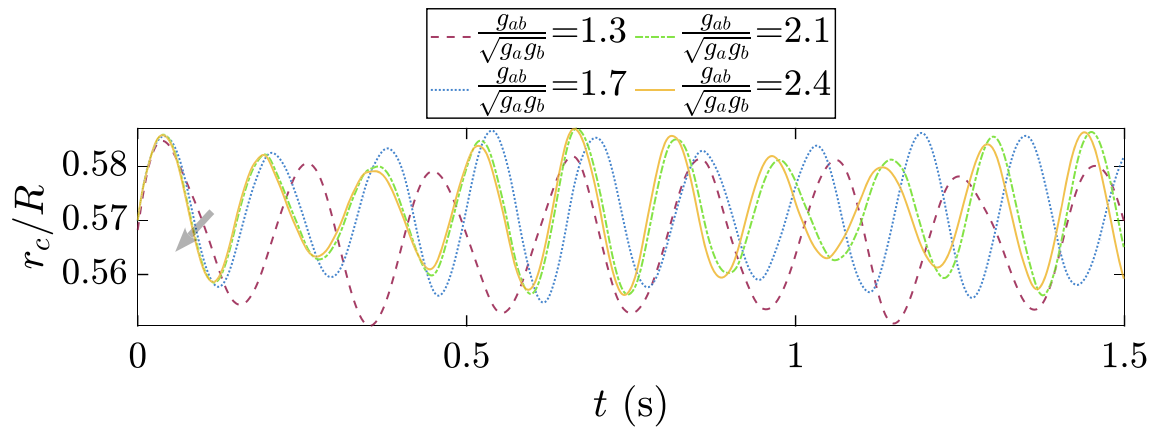
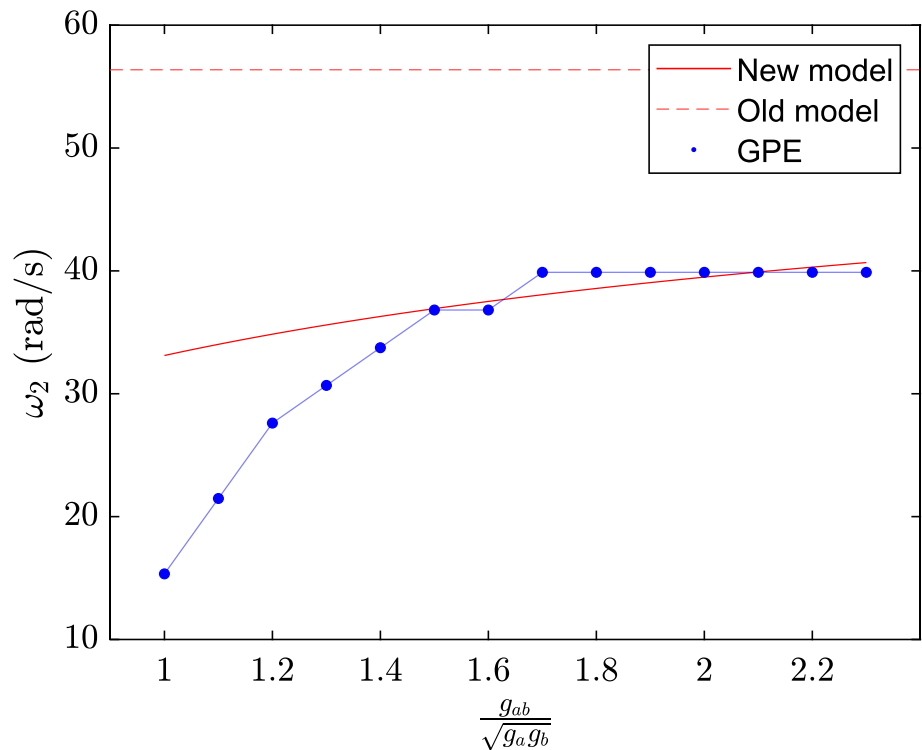


Fig. 7 Radial distance of the massive core as function of time for different values of g_{ab} . Each peak of the function $r_c(t)$ corresponds to a lobe of a trajectory of the type illustrated in the right panel of Fig. 6. As pictorially illustrated by the grey arrow, increasing g_{ab} , the period of the sine-like waves gets smaller, that means that its inverse, i.e. ω_2 , gets larger. The main frequency of each sine-like wave is extracted by FFT and illustrated in Fig. 8 as a function of g_{ab} . The assumed microscopic parameters are listed in the caption of Fig. 2 and at the beginning of Sec. 4, with $N_a = 9 \times 10^4$ and $N_b = 2 \times 10^3$

Fig. 8 Functional dependence of the numerically determined frequency of the radial oscillations of the vortex-core complex on the interspecies interaction g_{ab} . The value of ω_2 corresponds to the frequency at which the (absolute value of the) FFT of $r_c(t)$ (see Fig. 7) is peaked. The red dashed line corresponds to g_{ab} -independent relation (27) i.e. to the model [24] where the massive core was assumed to be always centred at the centre of the quantum vortex. Our new model prediction is again in red. It qualitatively shows a correct dependence of ω_2 on g_{ab} ; the agreement quantitatively improves if g_a is incremented together with g_{ab} , or, in some sense, if the massive vortex is more “point-like”. $\sigma_a = 10 \mu m$, $\sigma_b = 5 \mu m$. The other microscopic parameters are those listed in the caption of Fig. 2 and at the beginning of Sec. 4



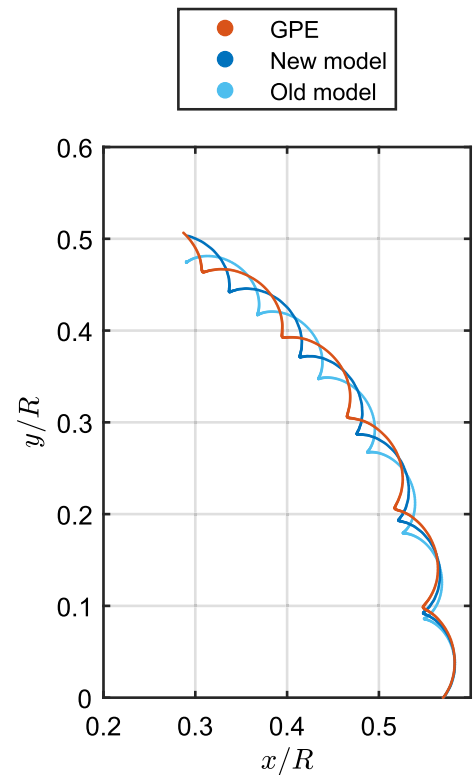
In agreement with the analytical model presented in Sec. 2 and 3, our numerical simulations indeed show that ω_2 increases upon increasing g_{ab} and eventually saturates to a limiting value.

To show this, we analyse the raw data $r_c(t) := \sqrt{x_c(t)^2 + y_c(t)^2}$ extracted from real-time GP simulations for different values of g_{ab} , but for the same value of N_b and of the initial perturbation α .

While the rapid increase of ω_2 with g_{ab} is already evident from the observation of Fig. 7, a more quantitative observation can be made by applying the fast Fourier transform (FFT) to $r_c(t)$, which ultimately constitutes the discrete sampling of a continuous signal. The output of (the absolute value of) this transform is a distribution peaked around a certain frequency, which is identified with ω_2 and illustrated in Fig. 8 as a function of g_{ab} .

For comparison, in the aforementioned figure, we also illustrate the g_{ab} -independent value corresponding to Eq. (27), derived in Ref. [24] within a massive-point-vortex model which did not account for the possible relative motion between the vortex and its massive core. While this quantity was shown to be the asymptotic value which ω_2 tends to for $g_{ab} \rightarrow +\infty$ according to the analytical model discussed in Sec. 2 and 3 (see also the right panel of Fig. 3), our GP simulations show that the numerically computed values of ω_2 actually tend to a smaller limiting value for large values of g_{ab} . This quantitative, but not qualitative, discrepancy with respect

Fig. 9 Comparison of the GPE solution with the previous and the here extended point-like model. Our new model improves the prediction of the macroscopic radial oscillations frequency. The GPE core trajectory and our model prediction show approximately five complete oscillations and a half, whereas the old model predicts six complete oscillations. For illustrative purposes we choose a some higher g_{ab} and g_a values, with g_{ab}/g_a the same as at the beginning of Sec. 4; this way, we select a naturally more “point-like” regime. Here: $N_a = 10^5$, $N_b = 2 \times 10^3$



to the analytical predictions is somehow intrinsic to a variational point-vortex model, as the vortex with filled massive core is not really point-like in GP simulations, but has a finite typical size. We indeed verified that, upon increasing the microscopic parameters g_{ab} and g_a , the typical size of vortices in ψ_a gets increasingly smaller and that the asymptotic value which the relevant relation $\omega_2(g_{ab})$ tends to, is quantitatively well captured by Eq. (27).

Figure 9 shows a result of a GPE simulation and our model prediction, as compared to the previous model’s one. As shown, our model leads to a lobe frequency that is closer to the GPE solution. For illustrative purposes we choose a some higher g_{ab} and g_a values, with the same g_{ab}/g_a as at the beginning of Sec. 4; this way, we select a naturally more “point-like” regime.

5 Concluding remarks

Motivated by recent theoretical results [23–26, 46] according to which the dynamics of quantum vortices with filled massive cores requires second-order acceleration terms ensuing from the inertial character of the core-filling component, we studied the impact of a *finite* coupling energy between the vortex and its massive core. In fact, the basic assumption which previous models [23–26, 46] relied on, i.e. that the centre of the massive core always coincides with that of the hosting quantum vortex, may seem a priori questionable, especially when the immiscibility condition $g_{ab} > \sqrt{g_a g_b}$ is barely met.

We thus develop a point-vortex-model where the quantum vortex and its massive core are described by different sets of dynamical variables. It turns out that the quantum vortex is still described by first-order motion equations, as it is customarily in superfluid vortex dynamics [32, 53], but it is harmonically coupled to a massive particle, which is, in turn, described by Newton’s second law. The effective point-like motion equations for the composite object are extracted from the two coupled GP equations according to a standard time-dependent variational Lagrangian approximation scheme [31, 32], where the vortex is modelled by a Gaussian-like density depletion from an otherwise uniform density distribution, and the massive core by a Gaussian wavepacket. The effective “spring constant” associated with the vortex-massive-core interaction is shown to depend on a number of microscopic parameters, including the interspecies repulsion and the typical widths of the aforementioned Gaussian-like density distributions.

While the predictions of the obtained dynamical model correctly reproduce those of the more simple massive-point-vortex-model (see Refs. [23–25]) in the limit $g_{ab} \rightarrow +\infty$, some phenomena that we observed in GP simulations can be correctly explained only within this more refined framework. One of them, which is also amenable to experimental detection with current technology, concerns the frequency at which the quantum-vortex-massive-core complex oscillates when it is displaced radially from its equilibrium orbit [24]: it steadily increases upon increasing the stiffness of the effective spring, before eventually saturating to a constant value when the effective spring gets so stiff not to allow any relative displacement.

The developed analysis is expected to provide a reliable effective dynamical model for the dynamics of vortices with filled massive cores, especially in those regimes where the immiscibility condition is barely met. This is possibly the case of thermal atoms trapped within the core of a vortex in a dilute atomic BEC at finite temperature [54] (see also chapter 9 of Ref. [55]), or of the quasi-particle bound states of a vortex in a fermionic superfluid [56]. It should also stimulate the already very active research in the real-time dynamics of few-vortex systems [56, 57] and in two-component vortices [8, 11, 14, 58–65].

Possible future research directions include the extension of the current model to vortex lines in 3D superfluid samples [66, 67], as well as the adoption of more sophisticated ansatzes in the derivation of the analytical point-vortex model (the very recent Ref. [29] suggested, for example, that the vortices’ and the cores’ profiles are better described by super-Gaussian wavefunctions for large atom numbers of the in-filling component, a circumstance which may possibly result in an *anharmonic* effective coupling). Also, one may want to excite some internal modes of the in-filling component (e.g. the monopole and the quadrupole mode [31, 68]) and investigate their possible effect on the overall motion of the vortex-massive-core complex. Eventually, the proposed analytical point-vortex model may be further generalized to account for possible dissipative effects [69] or to systems featuring an additional inter-component coherent coupling [62].

Acknowledgements A. R. received funding from the European Union’s Horizon research and innovation programme under the Marie Skłodowska-Curie grant agreement *Vortexons* no. 101062887, by grant PID2020-113565GB-C21 funded by MCIN/AEI/10.13039/501100011033 and by the Generalitat de Catalunya (Grant 2021 SGR 01411). Computational resources were provided by HPC@POLITO (<http://hpc.polito.it>).

Funding Open Access funding provided thanks to the CRUE-CSIC agreement with Springer Nature.

Data Availability Statement Raw data generated during the Gross–Pitaevskii simulations are available from the corresponding author on reasonable request.

Open Access This article is licensed under a Creative Commons Attribution 4.0 International License, which permits use, sharing, adaptation, distribution and reproduction in any medium or format, as long as you give appropriate credit to the original author(s) and the source, provide a link to the Creative Commons licence, and indicate if changes were made. The images or other third party material in this article are included in the article’s Creative Commons licence, unless indicated otherwise in a credit line to the material. If material is not included in the article’s Creative Commons licence and your intended use is not permitted by statutory regulation or exceeds the permitted use, you will need to obtain permission directly from the copyright holder. To view a copy of this licence, visit <http://creativecommons.org/licenses/by/4.0/>.

Appendix A: Inclusion of the spring-like energy term in the point-like model

We perform the derivation of the g_{ab} -dependent energy term describing the vortex-mass coupling in Lagrangian (6). The ansatz is (see also Eqs. (2–4))

$$\psi_a(\mathbf{r}, t) = \sqrt{n_a - n_a e^{-|\mathbf{r}-\mathbf{r}_v(t)|^2/\sigma_a^2}} e^{i\theta_a} \tag{33}$$

$$\psi_b(\mathbf{r}, t) = \left(\frac{N_b}{\pi\sigma_b^2}\right)^{1/2} e^{-\frac{|\mathbf{r}-\mathbf{r}_c(t)|^2}{2\sigma_b^2}} e^{i\mathbf{r}\alpha_i(t)}, \tag{34}$$

for $|\mathbf{r}| < R$, with

$$\theta_a = \arctan\left(\frac{y - y_v}{x - x_v}\right) - \arctan\left(\frac{y - y'_v}{x - x'_v}\right). \tag{35}$$

The corresponding densities satisfy the conditions

$$\int d^2r |\psi_a|^2 = N_a, \quad \int d^2r |\psi_b|^2 = N_b. \tag{36}$$

With the narrow-Gaussian approximation, the integration domain becomes $[-\infty, +\infty]$. After substituting the ansatz, it follows:

$$E_{ab} = g_{ab} \left[n_a N_b - n_a N_b \sigma_{ab} e^{-\frac{|\mathbf{r}_c(t)-\mathbf{r}_v(t)|^2}{\sigma_a^2 + \sigma_b^2}} \right], \tag{37}$$

with $\sigma_{ab} = \frac{\sigma_a^2}{\sigma_a^2 + \sigma_b^2}$. For the dynamics evaluation purpose, the constants can be neglected. Also, the exponential can be approximated by a first-order Taylor expansion, since the relative displacement of the vortex and core-mass centres is assumed very small due to immiscibility. Thus:

$$E_{ab} = g_{ab} n_a N_b \sigma_{ab} |\mathbf{r}_c(t) - \mathbf{r}_v(t)|^2 \tag{38}$$

in other words, the coupling energy is comparable to that of a spring coupling the two species, whose constant depends on the system parameters. Finally, note that the higher g_{ab} or σ_{ab} (i.e. the inter-species repulsion), the stiffer the spring, or the more rigid the core confinement.

This computation can be easily extended to the case of more vortices. Here, a summation over the number of vortices appears in ψ_a and ψ_b . Again, with the narrow-Gaussian approximation, all the multiple summations reduce to a single-index summation and the integration domain becomes $[-\infty, +\infty]$.

Appendix B: Circular-orbit solutions of Lagrange equations

Equations (7) and (8) exhibit constant-radius solutions that depend on the angular velocity Ω and on the other model parameters. By substituting expressions (16) and (17) in Eqs. (7) and (8), one obtains the equations for the radii \tilde{r}_c and \tilde{r}_v

$$m_b N_b \Omega^2 \tilde{r}_c = 2K(\tilde{r}_c - \tilde{r}_v), \quad K = g_{ab} \sigma_{ab} n_a N_b, \tag{B7}$$

$$n_a h \Omega \tilde{r}_v = \frac{h^2 n_a \tilde{r}_v}{4m_a \pi (R^2 - \tilde{r}_v^2)} + 2K(\tilde{r}_c - \tilde{r}_v), \tag{B8}$$

which one easily recasts into the form

$$\begin{aligned} \tilde{r}_c &= \frac{2K}{2K - m_b N_b \Omega^2} \tilde{r}_v, \\ \left[(n_a h \Omega + 2K) - \frac{h^2 n_a / m_a}{4\pi (R^2 - \tilde{r}_v^2)} - \frac{4K^2}{2K - m_b N_b \Omega^2} \right] \tilde{r}_v &= 0. \end{aligned}$$

For $\Omega = 0$, the first equation gives $\tilde{r}_c = \tilde{r}_v$, while the second entails $\tilde{r}_v = 0$: both the mass and the vortex are placed at the origin, and no motion takes place. For $g_{ab} \rightarrow \infty$ one recovers the model where the vortex is integral with the mass ($\tilde{r}_v \rightarrow \tilde{r}_c$) due to the infinite strength K of the harmonic force. Characteristic frequencies (19) and (20) of the circular orbits for this limiting model are easily obtained from the second equation.

Appendix C: Hamilton equations

The dynamical equations relevant to Hamiltonian (12) can be easily found by means of Poisson brackets (11). The latter preserve their structure when introducing the canonical coordinates X_c, Y_c, P_X, P_Y, X_v , and Y_v of the rotating frame [see equation (21)] where Hamiltonian H takes the form

$$\begin{aligned} H &= \frac{P_X^2 + P_Y^2}{2M_b} - \Omega(X_c P_Y - Y_c P_X) + \frac{h n_a}{2} \Omega(X_v^2 + Y_v^2) \\ &+ K \left[(X_v - X_c)^2 + (Y_v - Y_c)^2 \right] + \frac{n_a h^2}{4\pi m_a} \ln 34 \cdot \left[\frac{R^2 - X_v^2 - Y_v^2}{R^2} \right] \end{aligned}$$

with $K = g_{ab} \sigma_{ab} n_a N_b$ and $M_b = m_b N_b$. Then the explicit expression for the Hamilton equations $\dot{\mathbf{Z}} = \mathbb{E}(\nabla H)^T$, discussed in section (3.1), is

$$\begin{aligned} \dot{X}_v &= \frac{2K}{n_a h} (Y_v - Y_c) + \Omega Y_v - \frac{h}{2\pi m_a} \frac{Y_v}{R^2 - X_v^2 - Y_v^2}, \\ \dot{Y}_v &= -\frac{2K}{n_a h} (X_v - X_c) - \Omega X_v + \frac{h}{2\pi m_a} \frac{X_v}{R^2 - X_v^2 - Y_v^2}, \\ \dot{X}_c &= \frac{P_X}{M_b} + \Omega Y_c, \quad \dot{Y}_c = \frac{P_Y}{M_b} - \Omega X_c, \\ \dot{P}_X &= 2K(X_v - X_c) + \Omega P_Y, \\ \dot{P}_Y &= 2K(Y_v - Y_c) - \Omega P_X. \end{aligned}$$

The fixed-point solutions of these equations

$$\bar{X}_v, \bar{Y}_v, \bar{X}_c, \bar{Y}_c, \bar{P}_X, \bar{P}_Y,$$

reproduce formulas (B7) and (B8), with $\tilde{r}_c^2 = \bar{X}_c^2 + \bar{Y}_c^2$ and $\tilde{r}_v^2 = \bar{X}_v^2 + \bar{Y}_v^2$, and thus identify with constant-radius solutions.

Perturbed solutions representing deviations from fixed points are found by introducing new local variables such that

$$\begin{aligned} X_c &= \bar{X}_c + \xi_x, \quad Y_c = \bar{Y}_c + \xi_y, \\ P_X &= \bar{P}_X + \pi_x, \quad P_Y = \bar{P}_Y + \pi_y, \\ X_v &= \bar{X}_v + \eta_x, \quad Y_c = \bar{Y}_c + \eta_y, \end{aligned}$$

In the new picture involving perturbation variables $\xi_x, \xi_y, \pi_x, \pi_y, \eta_x$ and η_y it is advantageous to write Hamiltonian H , up to a constant term H_0 , in the quadratic form

$$\begin{aligned}
 H_2 = & H_0 + A_{11}\eta_x^2 + A_{22}\eta_y^2 + 2A_{12}\eta_x\eta_y \\
 & + 2A_{13}\eta_x\xi_x + 2A_{24}\eta_y\xi_y + A_{33}\xi_x^2 + A_{44}\xi_y^2 \\
 & A_{55}\pi_x^2 + A_{66}\pi_y^2 + 2A_{36}\xi_x\pi_y + 2A_{45}\xi_y\pi_x
 \end{aligned}$$

where the elements A_{mn} ($m, n \in [1, 6]$) of the symmetric Hessian matrix $\mathbb{H} = A$ are given by

$$\begin{aligned}
 A_{11} &= K + \frac{hn_a}{2}\Omega + \frac{h^2n_a}{4\pi m_a} \frac{\tilde{Y}_v^2 - \tilde{X}_v^2 - R^2}{(R^2 - \tilde{r}_v^2)^2}, \\
 A_{22} &= K + \frac{hn_a}{2}\Omega + \frac{h^2n_a}{4\pi m_a} \frac{\tilde{X}_v^2 - \tilde{Y}_v^2 - R^2}{(R^2 - \tilde{r}_v^2)^2}, \\
 A_{12} &= -\frac{h^2n_a}{4\pi m_a} \frac{2\tilde{X}_v\tilde{Y}_v}{(R^2 - \tilde{r}_v^2)^2}, \\
 A_{33} &= A_{44} = K, \quad A_{55} = A_{66} = \frac{1}{2M_b}, \\
 A_{13} &= A_{24} = -K, \quad A_{36} = -\frac{\Omega}{2}, \quad A_{45} = \frac{\Omega}{2}.
 \end{aligned}$$

The elements not included in this list are zero. The motion equations for the perturbative solutions then read

$$\dot{\mathbf{V}} = \mathbb{E}(\nabla H_2)^T$$

where $\mathbf{V} = (\eta_x, \eta_y, \xi_x, \xi_y, \pi_x, \pi_y)^T$ and

$$(\nabla H_2)^T = 2 \begin{bmatrix} A_{11} & A_{12} & A_{13} & 0 & 0 & 0 \\ A_{21} & A_{22} & 0 & A_{24} & 0 & 0 \\ A_{31} & 0 & A_{33} & 0 & 0 & A_{36} \\ 0 & A_{42} & 0 & A_{44} & A_{45} & 0 \\ 0 & 0 & 0 & A_{54} & A_{55} & 0 \\ 0 & 0 & A_{63} & 0 & 0 & A_{66} \end{bmatrix} \begin{bmatrix} \eta_x \\ \eta_y \\ \xi_x \\ \xi_y \\ \pi_x \\ \pi_y \end{bmatrix}$$

The stability character and other properties of the ensuing perturbative solutions are discussed by computing the eigenvalues of the matrix associated with this linear dynamical system.

References

1. M.R. Matthews, B.P. Anderson, P.C. Haljan, D.S. Hall, C.E. Wieman, E.A. Cornell, Vortices in a bose-einstein condensate. *Phys. Rev. Lett.* **83**, 2498–2501 (1999). <https://doi.org/10.1103/PhysRevLett.83.2498>
2. B.P. Anderson, P.C. Haljan, C.E. Wieman, E.A. Cornell, Vortex precession in bose-einstein condensates: observations with filled and empty cores. *Phys. Rev. Lett.* **85**, 2857–2860 (2000). <https://doi.org/10.1103/PhysRevLett.85.2857>
3. T.-L. Ho, V.B. Shenoy, Binary mixtures of bose condensates of alkali atoms. *Phys. Rev. Lett.* **77**, 3276 (1996). <https://doi.org/10.1103/PhysRevLett.77.3276>
4. J.J. García-Ripoll, V.M. Pérez-García, Stable and unstable vortices in multicomponent bose-einstein condensates. *Phys. Rev. Lett.* **84**, 4264 (2000). <https://doi.org/10.1103/PhysRevLett.84.4264>
5. D.V. Skryabin, Instabilities of vortices in a binary mixture of trapped bose-einstein condensates: Role of collective excitations with positive and negative energies. *Phys. Rev. A* **63**, 013602 (2001). <https://doi.org/10.1103/PhysRevA.63.013602>
6. S.A. McGee, M.J. Holland, Rotational dynamics of vortices in confined bose-einstein condensates. *Phys. Rev. A* **63**, 043608 (2001). <https://doi.org/10.1103/PhysRevA.63.043608>
7. E.J. Mueller, T.-L. Ho, Two-component bose-einstein condensates with a large number of vortices. *Phys. Rev. Lett.* **88**, 180403 (2002). <https://doi.org/10.1103/PhysRevLett.88.180403>
8. K. Kasamatsu, M. Tsubota, M. Ueda, Vortex phase diagram in rotating two-component bose-einstein condensates. *Phys. Rev. Lett.* **91**, 150406 (2003). <https://doi.org/10.1103/PhysRevLett.91.150406>
9. V. Schweikhard, I. Coddington, P. Engels, S. Tung, E.A. Cornell, Vortex-lattice dynamics in rotating spinor bose-einstein condensates. *Phys. Rev. Lett.* **93**, 210403 (2004). <https://doi.org/10.1103/PhysRevLett.93.210403>
10. N.V. Orlova, P. Kuopanportti, M.V. Milošević, Skyrmionic vortex lattices in coherently coupled three-component bose-einstein condensates. *Phys. Rev. A* **94**, 023617 (2016). <https://doi.org/10.1103/PhysRevA.94.023617>
11. K.J.H. Law, P.G. Kevrekidis, L.S. Tuckerman, Stable vortex-bright-soliton structures in two-component bose-einstein condensates. *Phys. Rev. Lett.* **105**, 160405 (2010). <https://doi.org/10.1103/PhysRevLett.105.160405>
12. M. Pola, J. Stockhofe, P. Schmelcher, P.G. Kevrekidis, Vortex-bright-soliton dipoles: Bifurcations, symmetry breaking, and soliton tunneling in a vortex-induced double well. *Phys. Rev. A* **86**, 053601 (2012). <https://doi.org/10.1103/PhysRevA.86.053601>
13. E.G. Charalampidis, P.G. Kevrekidis, D.J. Frantzeskakis, B.A. Malomed, Vortex-soliton complexes in coupled nonlinear schrödinger equations with unequal dispersion coefficients. *Phys. Rev. E* **94**, 022207 (2016). <https://doi.org/10.1103/PhysRevE.94.022207>

14. A. Gallemí, L.P. Pitaevskii, S. Stringari, A. Recati, Magnetic defects in an imbalanced mixture of two bose-einstein condensates. *Phys. Rev. A* **97**, 063615 (2018). <https://doi.org/10.1103/PhysRevA.97.063615>
15. P. Kuopanportti, S. Bandyopadhyay, A. Roy, D. Angom, Splitting of singly and doubly quantized composite vortices in two-component bose-einstein condensates. *Phys. Rev. A* **100**, 033615 (2019). <https://doi.org/10.1103/PhysRevA.100.033615>
16. J. Han, K. Kasamatsu, M. Tsubota, Dynamics of two quantized vortices belonging to different components of binary bose-einstein condensates in a circular box potential. *J. Phys. Soc. Japn.* (2022). <https://doi.org/10.7566/JPSJ.91.024401>
17. M. Eto, K. Kasamatsu, M. Nitta, H. Takeuchi, M. Tsubota, Interaction of half-quantized vortices in two-component bose-einstein condensates. *Phys. Rev. A* **83**, 063603 (2011). <https://doi.org/10.1103/PhysRevA.83.063603>
18. S.-H. Shinn, U.R. Fischer, Mesoscopics of half-quantum vortex pair deconfinement in a trapped spin-one condensate. *Phys. Rev. A* **98**, 053602 (2018). <https://doi.org/10.1103/PhysRevA.98.053602>
19. P. Mason, A. Aftalion, Classification of the ground states and topological defects in a rotating two-component bose-einstein condensate. *Phys. Rev. A* **84**, 033611 (2011). <https://doi.org/10.1103/PhysRevA.84.033611>
20. K. Mukherjee, S.I. Mistakidis, P.G. Kevrekidis, P. Schmelcher, Quench induced vortex-bright-soliton formation in binary bose-einstein condensates. *J. Phys. B: At. Mol. Opt. Phys.* **53**(5), 055302 (2020). <https://doi.org/10.1088/1361-6455/ab678d>
21. P. Kuopanportti, N.V. Orlova, M.V. Milošević, Ground-state multi-quantum vortices in rotating two-species superfluids. *Phys. Rev. A* **91**, 043605 (2015). <https://doi.org/10.1103/PhysRevA.91.043605>
22. D.S. Dantas, A.R.P. Lima, A. Chaves, C.A.S. Almeida, G.A. Farias, M.V. Milošević, Bound vortex states and exotic lattices in multicomponent bose-einstein condensates: the role of vortex-vortex interaction. *Phys. Rev. A* **91**, 023630 (2015). <https://doi.org/10.1103/PhysRevA.91.023630>
23. A. Richaud, V. Penna, R. Mayol, M. Guilleumas, Vortices with massive cores in a binary mixture of bose-einstein condensates. *Phys. Rev. A* **101**, 013630 (2020). <https://doi.org/10.1103/PhysRevA.101.013630>
24. A. Richaud, V. Penna, A.L. Fetter, Dynamics of massive point vortices in a binary mixture of bose-einstein condensates. *Phys. Rev. A* **103**, 023311 (2021). <https://doi.org/10.1103/PhysRevA.103.023311>
25. A. Richaud, P. Massignan, V. Penna, A.L. Fetter, Dynamics of a massive superfluid vortex in r^k confining potentials. *Phys. Rev. A* **106**, 063307 (2022). <https://doi.org/10.1103/PhysRevA.106.063307>
26. M. Caldara, A. Richaud, M. Capone, P. Massignan, Massive superfluid vortices and vortex necklaces on a planar annulus. arXiv preprint [arXiv:2301.08493](https://arxiv.org/abs/2301.08493) (2023)
27. A. Richaud, V. Penna, A.L. Fetter, Massive quantum vortices in superfluids. *J. Phys. Conf. Ser.* **2494**, 012016 (2023). (IOP Publishing)
28. A. Chaika, A. Richaud, A. Yakimenko, Making ghost vortices visible in two-component bose-einstein condensates. *Phys. Rev. Res.* **5**, 023109 (2023). <https://doi.org/10.1103/PhysRevResearch.5.023109>
29. R. Doran, A.W. Baggaley, N.G. Parker, Vortex solutions in a binary immiscible bose-einstein condensate. [arXiv:2207.12913](https://arxiv.org/abs/2207.12913) (2022)
30. Z. Hadzibabic, J. Dalibard, Two-dimensional bose fluids: an atomic physics perspective. *La Rivista del Nuovo Cimento* **34**(6), 389–434 (2011). <https://doi.org/10.1393/ncr/i2011-10066-3>
31. V.M. Pérez-García, H. Michinel, J.I. Cirac, M. Lewenstein, P. Zoller, Low energy excitations of a bose-einstein condensate: a time-dependent variational analysis. *Phys. Rev. Lett.* **77**, 5320–5323 (1996). <https://doi.org/10.1103/PhysRevLett.77.5320>
32. J.-K. Kim, A.L. Fetter, Dynamics of a single ring of vortices in two-dimensional trapped bose-einstein condensates. *Phys. Rev. A* **70**, 043624 (2004). <https://doi.org/10.1103/PhysRevA.70.043624>
33. A. Richaud, G. Lamporesi, M. Capone, A. Recati, Mass-driven vortex collisions in flat superfluids. *Phys. Rev. A* **107**, 053317 (2023). <https://doi.org/10.1103/PhysRevA.107.053317>
34. C.-C. Lin, *On the Motion of Vortices in Two Dimensions* (University of Toronto Press, 1943)
35. L. Onsager, Statistical hydrodynamics. *Il Nuovo Cimento* **6**, 279–287 (1949). <https://doi.org/10.1007/BF02780991>
36. G.B. Hess, Angular momentum of superfluid helium in a rotating cylinder. *Phys. Rev.* **161**, 189–193 (1967). <https://doi.org/10.1103/PhysRev.161.189>
37. S. Middelkamp, P.G. Kevrekidis, D.J. Frantzeskakis, R. Carretero-González, P. Schmelcher, Bifurcations, stability, and dynamics of multiple matter-wave vortex states. *Phys. Rev. A* **82**, 013646 (2010). <https://doi.org/10.1103/PhysRevA.82.013646>
38. S. Middelkamp, P.J. Torres, P.G. Kevrekidis, D.J. Frantzeskakis, R. Carretero-González, P. Schmelcher, D.V. Freilich, D.S. Hall, Guiding-center dynamics of vortex dipoles in bose-einstein condensates. *Phys. Rev. A* **84**, 011605 (2011). <https://doi.org/10.1103/PhysRevA.84.011605>
39. P. Torres, P. Kevrekidis, D. Frantzeskakis, R. Carretero-González, P. Schmelcher, D. Hall, Dynamics of vortex dipoles in confined bose-einstein condensates. *Phys. Lett. A* **375**(33), 3044–3050 (2011)
40. P.J. Torres, R. Carretero-González, S. Middelkamp, P. Schmelcher, D.J. Frantzeskakis, P. Kevrekidis, Vortex interaction dynamics in trapped bose-einstein condensates. *Commun. Pure Appl. Anal.* **10**(6), 1589 (2011)
41. R. Navarro, R. Carretero-González, P.J. Torres, P.G. Kevrekidis, D.J. Frantzeskakis, M.W. Ray, E. Altuntaş, D.S. Hall, Dynamics of a few corotating vortices in bose-einstein condensates. *Phys. Rev. Lett.* **110**, 225301 (2013). <https://doi.org/10.1103/PhysRevLett.110.225301>
42. T. Simula, M.J. Davis, K. Helmer, Emergence of order from turbulence in an isolated planar superfluid. *Phys. Rev. Lett.* **113**, 165302 (2014). <https://doi.org/10.1103/PhysRevLett.113.165302>
43. A.V. Murray, A.J. Groszek, P. Kuopanportti, T. Simula, Hamiltonian dynamics of two same-sign point vortices. *Phys. Rev. A* **93**, 033649 (2016). <https://doi.org/10.1103/PhysRevA.93.033649>
44. J.H. Kim, W.J. Kwon, Y. Shin, Role of thermal friction in relaxation of turbulent bose-einstein condensates. *Phys. Rev. A* **94**, 033612 (2016). <https://doi.org/10.1103/PhysRevA.94.033612>
45. A.J. Groszek, D.M. Paganin, K. Helmer, T.P. Simula, Motion of vortices in inhomogeneous bose-einstein condensates. *Phys. Rev. A* **97**, 023617 (2018). <https://doi.org/10.1103/PhysRevA.97.023617>
46. A. Griffin, V. Shukla, M.-E. Brachet, S. Nazarenko, Magnus-force model for active particles trapped on superfluid vortices. *Phys. Rev. A* **101**, 053601 (2020). <https://doi.org/10.1103/PhysRevA.101.053601>
47. A. Hanson, T. Regge, C. Teitelboim. *1. Constrained Hamiltonian Systems*. Accademia Nazionale dei Lincei, Roma (1976). <http://creativecommons.org/licenses/by-nc-nd/3.0/>
48. P.A.M. Dirac, Generalized hamiltonian dynamics. *Canad. J. Math.* **2**, 129 (1950). <https://doi.org/10.4153/CJM-1950-012-1>
49. H. Aref, Integrable, chaotic, and turbulent vortex motion in two-dimensional flows. *Ann. Rev. Fluid. Mech.* **15**, 345 (1983). <https://doi.org/10.1146/annurev.fl.15.010183.002021>
50. A. Richaud, A. Zenesini, V. Penna, The mixing-demixing phase diagram of ultracold heteronuclear mixtures in a ring trimer. *Sci. Rep.* **9**, 6908 (2019)
51. A. Richaud, V. Penna, Phase separation can be stronger than chaos. *New J. Phys.* **20**, 105008 (2018)
52. M. Guilleumas, R. Graham, Off-axis vortices in trapped bose-condensed gases: angular momentum and frequency splitting. *Phys. Rev. A* **64**, 033607 (2001). <https://doi.org/10.1103/PhysRevA.64.033607>
53. A.L. Fetter, Vortex stability in a trapped bose condensate. *J. Low Temp. Phys.* **113**, 189 (1998)

54. I. Coddington, P.C. Haljan, P. Engels, V. Schweikhard, S. Tung, E.A. Cornell, Experimental studies of equilibrium vortex properties in a bose-condensed gas. *Phys. Rev. A* **70**, 063607 (2004). <https://doi.org/10.1103/PhysRevA.70.063607>
55. A. Griffin, T. Nikuni, E. Zaremba, *Bose-condensed Gases at Finite Temperatures* (Cambridge University Press, 2009)
56. W. Kwon, G. Del Pace, K. Xhani, L. Galantucci, A. Muzi Falconi, M. Inguscio, F. Scazza, G. Roati, Sound emission and annihilations in a programmable quantum vortex collider. *Nature* **600**(7887), 64–69 (2021). <https://doi.org/10.1038/s41586-021-04047-4>
57. S. Serafini, L. Galantucci, E. Iseni, T. Bienaimé, R.N. Bisset, C.F. Barenghi, F. Dalfovo, G. Lamporesi, G. Ferrari, Vortex reconnections and rebounds in trapped atomic bose-einstein condensates. *Phys. Rev. X* **7**, 021031 (2017). <https://doi.org/10.1103/PhysRevX.7.021031>
58. W. Wang, Controlled engineering of a vortex-bright soliton dynamics using a constant driving force. *J. Phys. B: At. Mol. Opt. Phys.* **55**(10), 105301 (2022)
59. V.P. Ruban, Instabilities of a filled vortex in a two-component bose-einstein condensate. *JETP Lett.* **113**(8), 532–537 (2021)
60. V.P. Ruban, Direct and reverse precession of a massive vortex in a binary bose-einstein condensate. *JETP Lett.* **115**(7), 415–421 (2022). <https://doi.org/10.1134/S0021364022100290>
61. V.P. Ruban, W. Wang, C. Ticknor, P.G. Kevrekidis, Instabilities of a vortex-ring-bright soliton in trapped binary three-dimensional bose-einstein condensates. *Phys. Rev. A* **105**, 013319 (2022). <https://doi.org/10.1103/PhysRevA.105.013319>
62. S. Choudhury, J. Brand, Rotational pendulum dynamics of a vortex molecule in a channel geometry. *Phys. Rev. A* **106**, 043319 (2022). <https://doi.org/10.1103/PhysRevA.106.043319>
63. H. Zhu, D.-S. Wang, H. Yu, H.-Q. Cao, W.-M. Liu, S.-G. Yin, Vortex-bright soliton complexes in $f=2$ rotating bose-einstein condensates. *Ann. Phys.* **437**, 168738 (2022)
64. J. Wang, X. Li, X. Ren, X. Fan, Y. Zhou, H. Meng, X. Wan, J. Zhang, K. Shao, Y. Shi, Quantum kármán vortex street in an immiscible two-component bose-einstein condensate. *Eur. Phys. J. Plus* **137**(11), 1216 (2022)
65. G.C. Katsimiga, S.I. Mistakidis, K. Mukherjee, P.G. Kevrekidis, P. Schmelcher, Stability and dynamics across magnetic phases of vortex-bright type excitations in spinor bose-einstein condensates. *Phys. Rev. A* **107**, 013313 (2023). <https://doi.org/10.1103/PhysRevA.107.013313>
66. K.W. Schwarz, Three-dimensional vortex dynamics in superfluid ^4He : Line-line and line-boundary interactions. *Phys. Rev. B* **31**, 5782–5804 (1985). <https://doi.org/10.1103/PhysRevB.31.5782>
67. L. Galantucci, A.W. Baggaley, C.F. Barenghi, G. Krstulovic, A new self-consistent approach of quantum turbulence in superfluid helium. *Eur. Phys. J. Plus* **135**(7), 1–28 (2020)
68. S. Stringari, Collective excitations of a trapped bose-condensed gas. *Phys. Rev. Lett.* **77**, 2360–2363 (1996). <https://doi.org/10.1103/PhysRevLett.77.2360>
69. T.P. Billam, M.T. Reeves, A.S. Bradley, Spectral energy transport in two-dimensional quantum vortex dynamics. *Phys. Rev. A* **91**, 023615 (2015). <https://doi.org/10.1103/PhysRevA.91.023615>