

Soft Growing Robot to Enable Monitoring Applications in Remote Constrained Environments

Original

Soft Growing Robot to Enable Monitoring Applications in Remote Constrained Environments / Grazioso, Stanislao; Tedesco, Annarita; Sabella, Roberto; Fusco, Salvatore; Selvaggio, Mario; Duraccio, Luigi; De Benedetto, Egidio; Lanzotti, Antonio; Dallet, Dominique; Angrisani, Leopoldo. - ELETTRONICO. - (2022), pp. 1-5. (2022 6th International Symposium on Instrumentation Systems, Circuits and Transducers (INSCIT) Porto Alegre, Brazil 22-26 August 2022) [10.1109/inscit55544.2022.9913747].

Availability:

This version is available at: 11583/2975540 since: 2023-02-02T13:02:19Z

Publisher:

IEEE

Published

DOI:10.1109/inscit55544.2022.9913747

Terms of use:

This article is made available under terms and conditions as specified in the corresponding bibliographic description in the repository

Publisher copyright

IEEE postprint/Author's Accepted Manuscript

©2022 IEEE. Personal use of this material is permitted. Permission from IEEE must be obtained for all other uses, in any current or future media, including reprinting/republishing this material for advertising or promotional purposes, creating new collecting works, for resale or lists, or reuse of any copyrighted component of this work in other works.

(Article begins on next page)

Soft Growing Robot to Enable Monitoring Applications in Remote Constrained Environments

Stanislao Grazioso

*Department of Industrial Engineering
University of Naples Federico II
Naples, Italy
stanislao.grazioso@unina.it*

Annarita Tedesco

*IMS Laboratory
University of Bordeaux
Bordeaux, France
annarita.tedesco@ims-bordeaux.fr*

Roberto Sabella

*Herobots S.R.L.
Naples, Italy
technical@herobots.eu*

Salvatore Fusco

*Herobots S.R.L.
Naples, Italy
technical@herobots.eu*

Mario Selvaggio

*Dep. of Elect. Eng. and Inf. Tech.
Univ. of Naples Federico II
Naples, Italy
mario.selvaggio@unina.it*

Luigi Duraccio

*Dept. of Elect. and Telecomm.
Polytechnic University of Turin
Turin, Italy
luigi.duraccio@polito.it*

Egidio De Benedetto

*Dep. of Elect. Eng. and Inf. Tech.
University of Naples Federico II
Naples, Italy
egidio.debenedetto@unina.it*

Antonio Lanzotti

*Department of Industrial Engineering
Univ. of Naples Federico II
Naples, Italy
antonio.lanzotti@unina.it*

Dominique Dallet

*IMS Laboratory, Bordeaux INP
University of Bordeaux
Bordeaux, France
dominique.dallet@ims-bordeaux.fr*

Leopoldo Angrisani

*Dep. of Elect. Eng. and Inf. Tech.
University of Naples Federico II
Naples, Italy
leopoldo.angrisani@unina.it*

Abstract—Soft continuum robots are a new class of robotic devices, which are very promising for enabling measurement applications especially in remote, difficult-to-reach environments. In this work, we propose the use of a particular soft robot, which is able to evert and steer from the tip, as a sensor delivery system. The measurement system consists of two major sections: *i*) the robotic platform for movement purposes; and *ii*) the sensing part (i.e., a sensor attached to its tip to enable the measurement). As a case study of the use of the soft-growing robot as a sensor-delivery system, the transportation of a wireless temperature sensor towards a remote hot source was considered. The preliminary results anticipate the suitability of soft continuum robotic platforms for remote applications in confined and constrained environments.

Index Terms—Soft Robotics; Soft Growing Robots; Remote Measurements; Remote monitoring; Sensors; Monitoring systems; 4.0 Era.

I. INTRODUCTION

The *Industry 4.0* revolution is characterized by a fusion of technologies that is blurring the lines between the physical, digital, and biological spheres [1]. In particular, information technologies such as the Internet of Things [2], brain-computer interface [3], artificial intelligence [4], [5], machine learning [6], cloud computing [7], additive manufacturing [8], wearable sensors and systems [9]–[14], as well as augmented, virtual, and mixed realities [15]–[19] are fostering the digital transformation in industry. The contribution of this technology becomes particularly relevant, for example, in contexts where a support for remote measurement task in confined and constrained environments is required [20]. For the sake

of example, in [21] a fiber-based projection-imaging system was proposed for shape measurement in confined space. The system relied on the flexibility of imaging filter to perform measurement in special scenarios that are difficult for conventional experimental setups. In [22] a sensor constituted by an electronic endoscope and a pair of mirrors was designed to implement three-dimensional measurement in confined space. Finally, in [23], an ultrasonic waveguide-based temperature sensor was used for confined space measurements.

In fact, this task represents a challenging technological problem that is difficult to be solved with standard robotic technologies. This is the case not only in industrial applications, but also in different application scenarios where the site to be explored is difficult to reach and/or with unknown characteristics (e.g., for exploring in archaeological sites or collapsed buildings).

Another interesting approach is represented by the adoption of *Soft continuum robots* (also called *soft growing robots*), namely robots composed of a continuously deformable mechanical structures [24], [25]. They are ideal candidates for the successful execution of these tasks, due to their possibility to traverse cluttered spaces and conform their shape to nonlinear paths, while guaranteeing a compliant and safe interaction with the surrounding environment. In the literature, there are several examples of soft continuum robots for remote measurement applications, in both industrial and medical scenarios, as reported in [26].

Soft continuum robots are particularly appealing in the case of delivery sensors in long-to-be-reached remote targets,

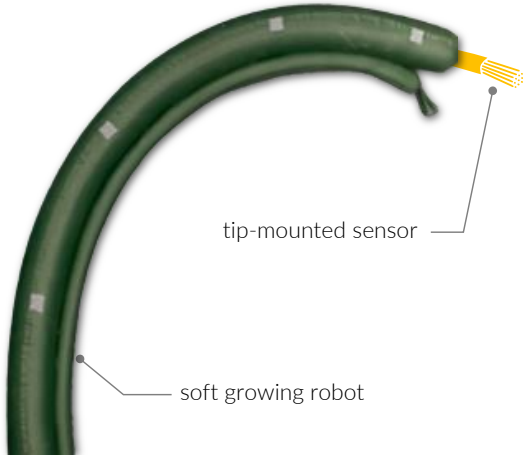


Fig. 1. Soft growing robot with a tip-mounted sensor as a sensor delivery system in confined environments.

accessible only by small-scaled entrance sections. Applications include reaching long-distance targets within known environments, as within the assembly phase of large structures (as in airplane manufacturing) or collecting data in unstructured environments, as example for scientific studies or explorations. For these cases, a recent design solution referred to as soft growing robots can be of particular interest [27], with multiple benefits in remote measurement and monitoring applications [28], [29]. Soft growing robots take inspiration from the growth process of plants and vines [30]. Apart from being inherently soft, another great advantage is that they can navigate without sliding through constrained environments [31].

In this work, we use a soft growing robot as a system to deliver sensors in confined and constrained spaces. As a proof of concept, a wireless temperature sensor is plugged to the tip of the soft growing robot in such a way that both the sensor and the body of the robot evert simultaneously, till reaching the remote measurement target (see Fig. 1).

The paper is organized as follows. In Section II-A we describe the soft growing robotic system, while in Section II-A we describe the performed experiments and in Section III the results of the work, with conclusions given in Section IV.

II. MATERIALS AND METHODS

A. The Soft Growing Robot

The soft growing robot considered in this work is made up of an everting backbone and two fabric pneumatic artificial muscles (fPAM) glued to its diametrically opposite sides. The backbone is inverted such that when pressurized it pulls new material out from its tip causing the robot body to extend by growing (see Fig. 2). When pressurized, the laterally attached fPAM contracts and cause a shortening of the backbone side, thus making this to deform and thus steer its tip (see Fig. 3). The material of the backbone and the fPAM is a double

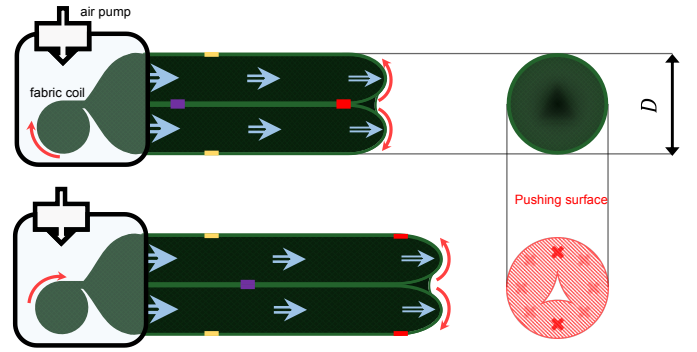


Fig. 2. Eversion mechanism of the soft growing robot.

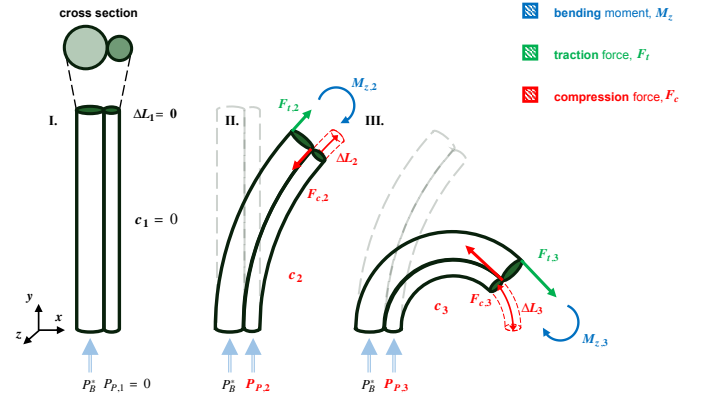


Fig. 3. Bending motion of the soft growing robot caused by a fPAM laterally attached to the backbone.

side silicon-coated ripstop nylon, which guarantees negligible friction during the eversion process. The rip-stop pattern of the material is simply a plain weave with thicker, reinforcing strands at regular intervals in both the warp and weft direction. The key to the operation of the presented fPAM is fabric bias. Indeed, the fabric is inextensible along the major thread lines, but is fairly elastic along the fabric bias at a 45° angle to these threads. This means that a tube of bias-cut fabric will be elastic, while a tube with a straight or cross grain cut will not. As a result, when the tube is pressurized it expands radially while contracting lengthwise. When this tube is attached to a backbone, it causes bending motion to the overall system.

An important feature of this kind of system is that it is possible to attach at its tip a tethered sensor, in such a way that the eversion of the robot's body and of the sensor's cable acts simultaneously. Another option is to design ad-hoc magnetic caps to be placed at the tip of the robot, to allow the mounting of sensor systems that in this case should be wireless.

B. Experimental Setup and Sensing Task

As a case study, we considered a wireless environment temperature sensor plugged to the tip of the soft growing robot. The task considered in this work consists of actuating the soft growing robot with the tip-mounted temperature sensor until reaching a *target location*. Therefore, temperature measurements are performed during the entire eversion phase in order




Fig. 4. Sketch of the experimental setup.

to detect the temperature variation of the environment. To mimic a temperature variation, halfway between the starting point and the target location placed at a distance of 1.5 m from the starting point, the soft growing robot encounters a hot source. The experimental setup is sketched in Fig. 4. It includes the following elements:

- A hot source, namely a heat gun.
- A custom-built soft growing robot with a backbone and a laterally attached fPAM.
- A wireless temperature sensor, namely the *HTS221*, a capacitive digital sensor developed by STMicroelectronics. It is part of the *STLCR01V1 cradle* board, which is connected to the *STLCS01V1 SensorTile* board, in order to send the measurement data to a PC or smartphone over Bluetooth Low Energy protocol (more info at [32]). In Fig. 5, the connection between the sensor board and the soft growing robot is shown.

III. EXPERIMENTAL RESULTS AND DISCUSSION

Figure 6 shows a series of snapshots of the sensor delivery system which is moving towards the *target location*. The sensor board is mounted to the tip of the soft growing robot. As aforementioned, during the movement, the board everts together with the robot's body. Fig. 6-a shows the beginning of the experiment. The robot grows at uniform speed until it encounters the hot source. Then, the robot everts until it encounters the hot source (Fig. 6-b). After 10 s, the robot resumes the eversion (once again, at a constant speed) until it reaches the target location ((Fig. 6-c). It can be noticed that the environment temperature measurements are performed during the entire task. Fig. 7 shows the measured temperature values as a function of the time. As visible, when the robot encounters




Fig. 5. Detail of the sensor board mounted on the tip of the robot.




Fig. 6. Snapshots of the experiment: (a) the robot starts growing; (b) the robot reaches the hot source; (c) the robot stops growing.

the hot source (red box) the temperature sharply increases. After 10-s measurements, the robot was made resume the eversion until it reaches the target destination (blue box). It can be noticed that, even after the robot everts past the hot source, the measured environment temperature exhibits a slow decrease. This thermal inertia is due to the heating of the sensor board, which required almost 5 minutes to dissipate the heat. This aspect is clearly related to the nature of the sensor; and the performed experiments shows that soft-growing robots have the potential to be employed for monitoring temperature

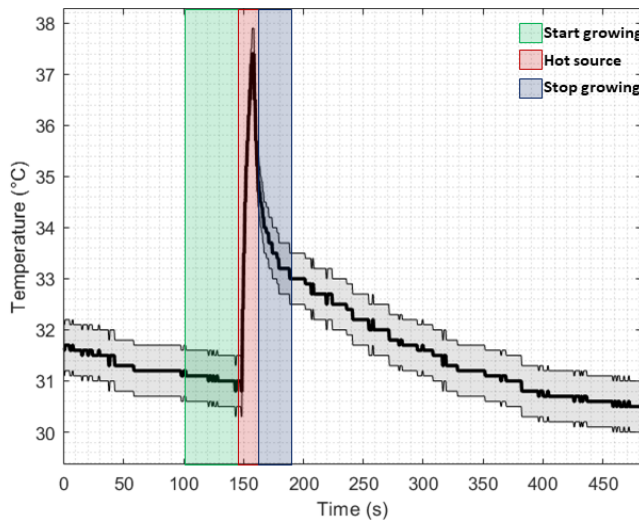


Fig. 7. Measured temperature as a function of time.

profiles (or profiles related to other quantities, depending on the sensor) also in remote, difficult-to-be-accessed areas.

IV. CONCLUSION

In this paper, a soft growing robot was used as a sensor delivery system. More specifically, we have developed a measurement setup involving a self-everting and self-steering robotic device, equipped with a wireless temperature sensor at its tip. In this way, the sensor is capable of everting together with the robot, providing temperature measurements during the entire task.

Some thermal inertia was observed due to the heating of the sensor board after it encountered the hot source. Future work will consider the adoption of different wireless temperature sensors in order to allow the collection of a spatially-continuous temperature map in the remote environments. Additionally, future research will be dedicated to (i) the real-time monitoring of multiple measurement points and (ii) to the extraction of a spatial temperature profile from a starting point to a target point even considering non-linear paths.

ACKNOWLEDGMENT

This work was supported by the BIOIC project (Bioinspired soft robotic systems for cognitive production) <https://www.bioic.unina.it/>

REFERENCES

- [1] M. Xu, J. M. David, S. H. Kim *et al.*, "The fourth industrial revolution: Opportunities and challenges," *International journal of financial research*, vol. 9, no. 2, pp. 90–95, 2018.
- [2] Y. Zhang, J. Cui, K. Ma, H. Chen, and J. Zhang, "A wristband device for detecting human pulse and motion based on the internet of things," *Measurement*, vol. 163, p. 108036, 2020.
- [3] P. Arpaia, E. De Benedetto, L. De Paolis, G. D'Errico, N. Donato, and L. Duraccio, "Performance enhancement of wearable instrumentation for AR-based SSVEP BCI," *Measurement*, p. 111188, 2022.
- [4] M. Amoon, T. Altameem, and A. Altameem, "Internet of things sensor assisted security and quality analysis for health care data sets using artificial intelligent based heuristic health management system," *Measurement*, vol. 161, p. 107861, 2020.

- [5] H. Fouad, A. S. Hassanein, A. M. Soliman, and H. Al-Feel, "Analyzing patient health information based on iot sensor with ai for improving patient assistance in the future direction," *Measurement*, vol. 159, p. 107757, 2020.
- [6] A. Apicella, P. Arpaia, E. De Benedetto, N. Donato, L. Duraccio, S. Giugliano, and R. Prevede, "Enhancement of SSVEPs classification in BCI-based wearable instrumentation through machine learning techniques," *IEEE Sensors Journal*, 2022.
- [7] A. Abdelaziz, M. Elhoseny, A. S. Salama, and A. Riad, "A machine learning model for improving healthcare services on cloud computing environment," *Measurement*, vol. 119, pp. 117 – 128, 2018.
- [8] A. Zadpoor and J. Malda, "Additive manufacturing of biomaterials, tissues, and organs," *Annals of Biomedical Engineering*, vol. 45, no. 1, 2017.
- [9] G. Cosoli, S. Spinsante, and L. Scalise, "Wrist-worn and chest-strap wearable devices: Systematic review on accuracy and metrological characteristics," *Measurement*, vol. 159, p. 107789, 2020.
- [10] L. Corchia, G. Monti, F. Raheli, G. Candelieri, and L. Tarricone, "Dry textile electrodes for wearable bio-impedance analyzers," *IEEE Sensors Journal*, vol. 20, no. 11, pp. 6139–6147, 2020.
- [11] L. Corchia, G. Monti, E. De Benedetto, A. Cataldo, L. Angrisani, P. Arpaia, and L. Tarricone, "Fully-textile, wearable chipless tags for identification and tracking applications," *Sensors*, vol. 20, no. 2, 2020.
- [12] R. Schiavoni, G. Monti, E. Piuze, L. Tarricone, A. Tedesco, E. De Benedetto, and A. Cataldo, "Feasibility of a wearable reflectometric system for sensing skin hydration," *Sensors*, vol. 20, no. 10, 2020.
- [13] R. Schiavoni, G. Monti, A. Tedesco, L. Tarricone, E. Piuze, E. De Benedetto, A. Masciullo, and A. Cataldo, "Microwave wearable system for sensing skin hydration," in *Conference Record - IEEE Instrumentation and Measurement Technology Conference*, vol. 2021-May, 2021.
- [14] A. Cataldo, E. De Benedetto, R. Schiavoni, G. Monti, A. Tedesco, A. Masciullo, E. Piuze, and L. Tarricone, "Portable microwave reflectometry system for skin sensing," *IEEE Transactions on Instrumentation and Measurement*, vol. 71, 2022.
- [15] N. Cattari, S. Condino, F. Cutolo, M. Ferrari, and V. Ferrari, "In situ visualization for 3d ultrasound-guided interventions with augmented reality headset," *Bioengineering*, vol. 8, no. 10, 2021.
- [16] S. Condino, F. Cutolo, N. Cattari, S. Colangeli, P. D. Parchi, R. Piazza, A. D. Ruinato, R. Capanna, and V. Ferrari, "Hybrid simulation and planning platform for cryosurgery with microsoft hololens," *Sensors*, vol. 21, no. 13, 2021.
- [17] M. Gattullo, G. W. Scurati, M. Fiorentino, A. E. Uva, F. Ferrise, and M. Bordegoni, "Towards augmented reality manuals for industry 4.0: A methodology," *Robotics and Computer-Integrated Manufacturing*, vol. 56, pp. 276–286, 2019.
- [18] S. L. Ullo, P. Piedimonte, F. Leccese, and E. De Francesco, "A step toward the standardization of maintenance and training services in c4i military systems with mixed reality application," *Measurement*, vol. 138, pp. 149–156, 2019.
- [19] P. Arpaia, D. Dallet, E. Erra, and A. Tedesco, "Reliability measurements of an augmented reality-based 4.0 system for supporting workmen in handmade assembly," in *24th IMEKO TC4 International Symposium and 22nd International Workshop on ADC and DAC Modelling and Testing*, 2020, pp. 190–195.
- [20] M. Cejnek and C. Oswald, "Machine vision object measurement in difficult industry environment," in *2019 Third World Conference on Smart Trends in Systems Security and Sustainability (WorldS4)*, 2019, pp. 167–170.
- [21] L. Chen, V. Bavigadda, T. Kofidis, and R. D. Howe, "Fiber optic projection-imaging system for shape measurement in confined space," *The Scientific World Journal*, vol. 2014, 2014.
- [22] F.-Q. Zhou, Y.-X. Wang, L. Liu, Y. Cui, and H. Gao, "Three-dimensional measurement approach in small fov and confined space using an electronic endoscope," *IEEE Sensors Journal*, vol. 14, no. 9, pp. 3274–3282, 2014.
- [23] N. Raja, K. Balasubramaniam, and S. Periyannan, "Ultrasonic waveguide-based multi-level temperature sensor for confined space measurements," *IEEE sensors journal*, vol. 18, no. 14, pp. 5699–5706, 2018.
- [24] C. Della Santina, M. G. Catalano, and A. Bicchi, "Soft robots," *Encyclopedia of Robotics*, M. Ang, O. Khatib, and B. Siciliano, Eds. Springer, 2020.

- [25] S. Grazioso, G. Di Gironimo, and B. Siciliano, "A geometrically exact model for soft continuum robots: The finite element deformation space formulation," *Soft robotics*, vol. 6, no. 6, pp. 790–811, 2019.
- [26] L. Angrisani, S. Grazioso, G. Di Gironimo, D. Panariello, and A. Tedesco, "On the use of soft continuum robots for remote measurement tasks in constrained environments: A brief overview of applications," in *2019 IEEE International Symposium on Measurements & Networking (M&N)*. IEEE, 2019, pp. 1–5.
- [27] E. W. Hawkes, L. H. Blumenschein, J. D. Greer, and A. M. Okamura, "A soft robot that navigates its environment through growth," *Science Robotics*, vol. 2, no. 8, p. eaan3028, 2017.
- [28] S. Grazioso, A. Tedesco, M. Selvaggio, S. Debei, S. Chiodini, E. De Benedetto, G. Di Gironimo, and A. Lanzotti, "Design of a soft growing robot as a practical example of cyber-physical measurement systems," in *2021 IEEE International Workshop on Metrology for Industry 4.0 & IoT (MetroInd 4.0 & IoT)*. IEEE, 2021, pp. 23–26.
- [29] S. Grazioso, A. Tedesco, M. Selvaggio, S. Debei, and S. Chiodini, "Towards the development of a cyber-physical measurement system (CPMS): Case study of a bioinspired soft growing robot for remote measurement and monitoring applications," *ACTA IMEKO*, vol. 10, no. 2, pp. 104–110, 2021.
- [30] E. W. Hawkes, L. H. Blumenschein, J. D. Greer, and A. M. Okamura, "A soft robot that navigates its environment through growth," *Science Robotics*, vol. 2, no. 8, p. eaan3028, 2017. [Online]. Available: <https://www.science.org/doi/abs/10.1126/scirobotics.aan3028>
- [31] J. D. Greer, L. H. Blumenschein, R. Alterovitz, E. W. Hawkes, and A. M. Okamura, "Robust navigation of a soft growing robot by exploiting contact with the environment," *The International Journal of Robotics Research*, vol. 39, no. 14, pp. 1724–1738, 2020. [Online]. Available: <https://doi.org/10.1177/0278364920903774>
- [32] "STEVAL-STLKT01V1 SensorTile development kit," <https://www.st.com/en/evaluation-tools/steval-stlkt01v1.html>, accessed: 2022-05-31.